

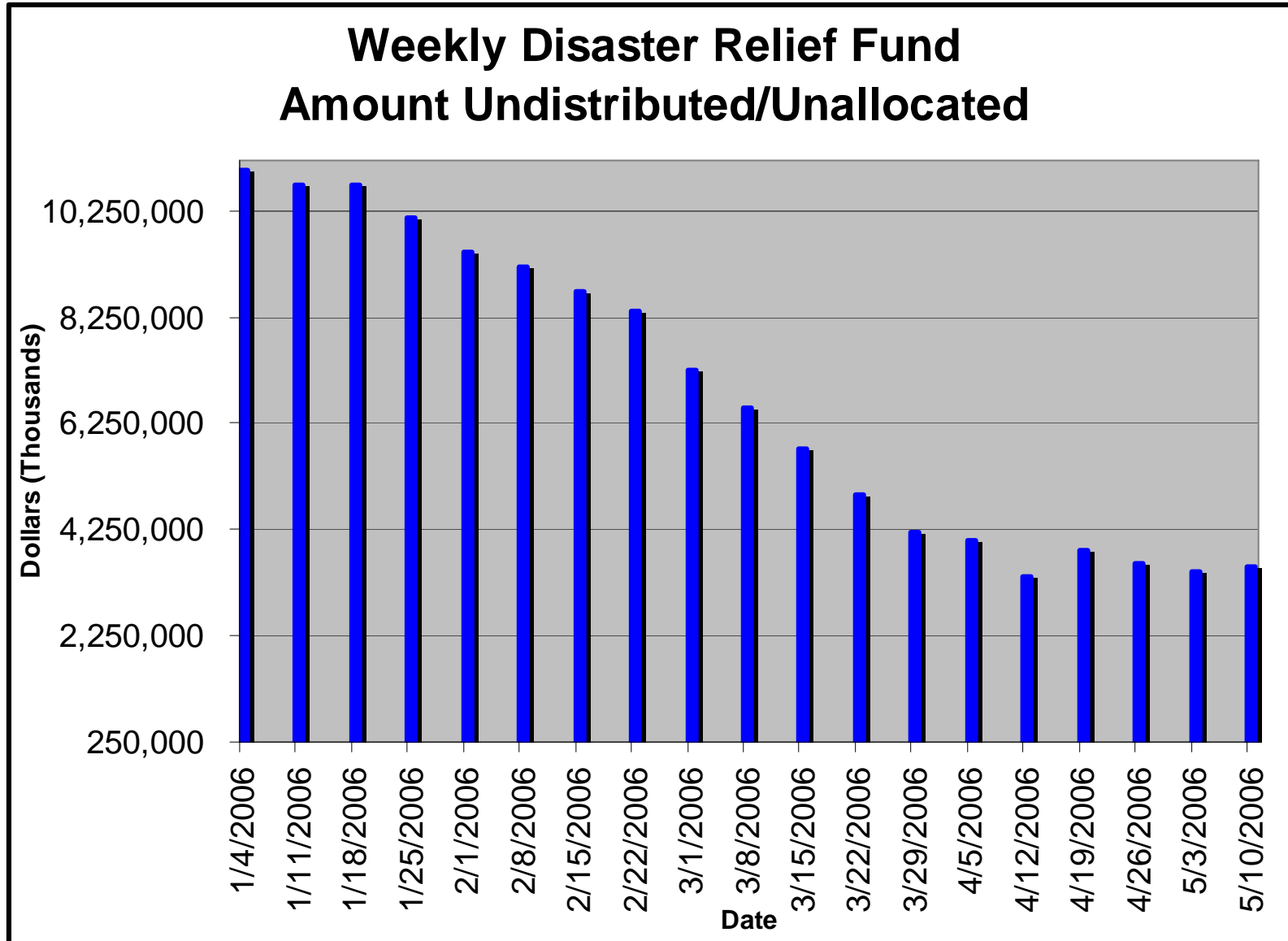
Department of Homeland Security - Federal Emergency Management Agency
Weekly Disaster Relief Fund (DRF) Report
5-10-2006
Congressional Weekly Report

TABLE OF CONTENTS

File	Title of File	Description	Page Numbers
Intro.	Graphical Representations	Graphic Analysis: ▪ DRF Amount Undistributed	2
		▪ Allocations and Obligations for Katrina	3
		▪ Katrina, Rita and Wilma Allocations, Obligations and Expenditures	4
		▪ Insurance Losses Paid and Losses Received	5
		▪ Manufactured Housing	6
2	Disaster Relief Fund - Status Report	Status of the Disaster Relief Fund	7-8
3	National Flood Insurance Data	Flood Insurance Claims made to Feds, by State; Homes Damaged without Flood Insurance, by State; Households Individual Claim Fully Paid, by State	9
4	Housing Data	Hotel and Manufactured Housing Information	10-12
5	Katrina, Rita and Wilma Declarations	Declarations by Major Object Class, Declarations by Program Area and Mission Assignments	13-23
		Vendor Details; Credit Card data; Obligations greater than \$50,000,000; Declarations; Missions Details; New Orleans data	24-83
6	Disaster Relief Terms	Definitions	84-85

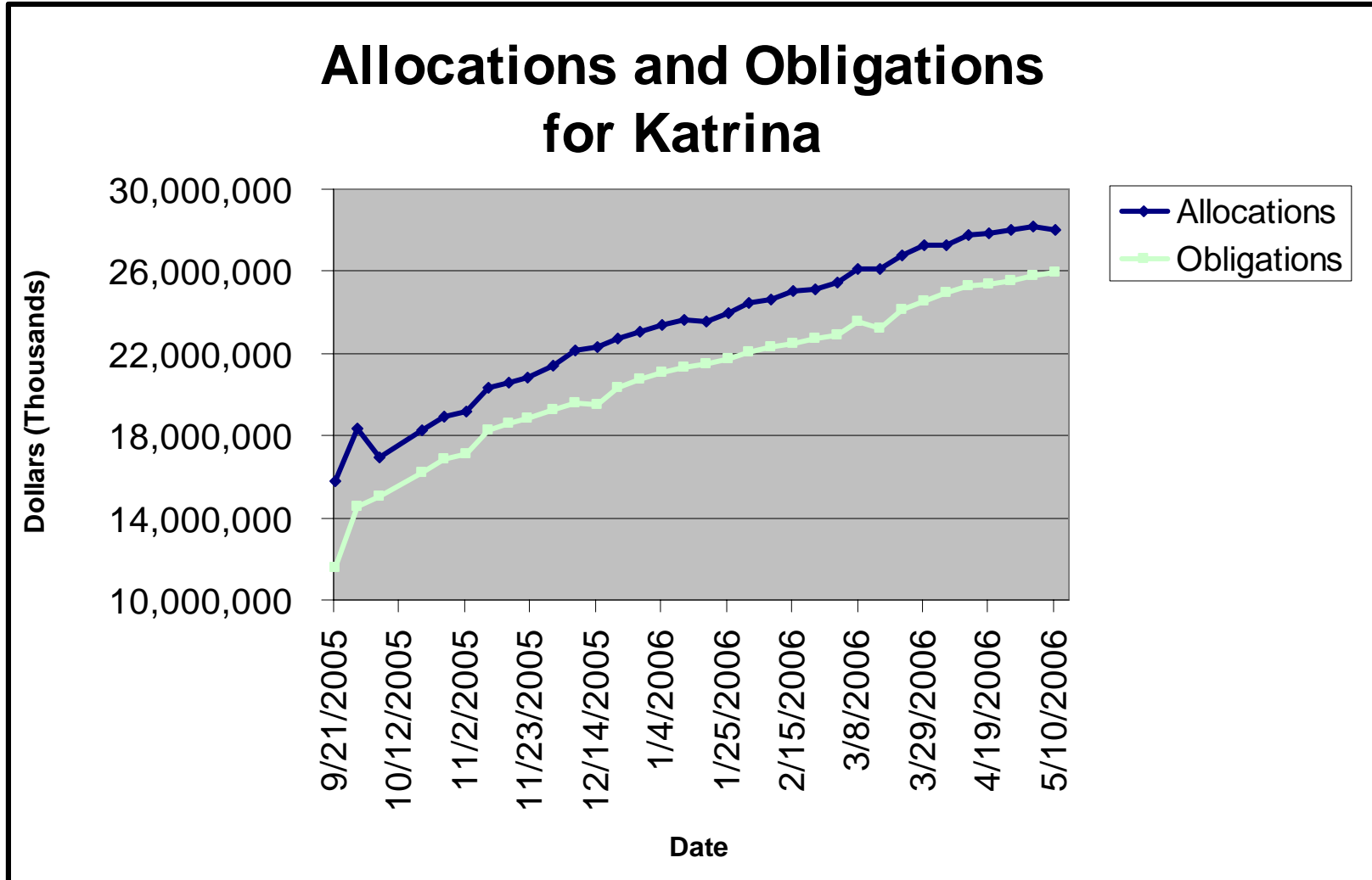
FEDERAL EMERGENCY MANAGEMENT AGENCY
DISASTER RELIEF FUND

As of 5/10/06



FEDERAL EMERGENCY MANAGEMENT AGENCY
DISASTER RELIEF FUND

As of 5/10/06



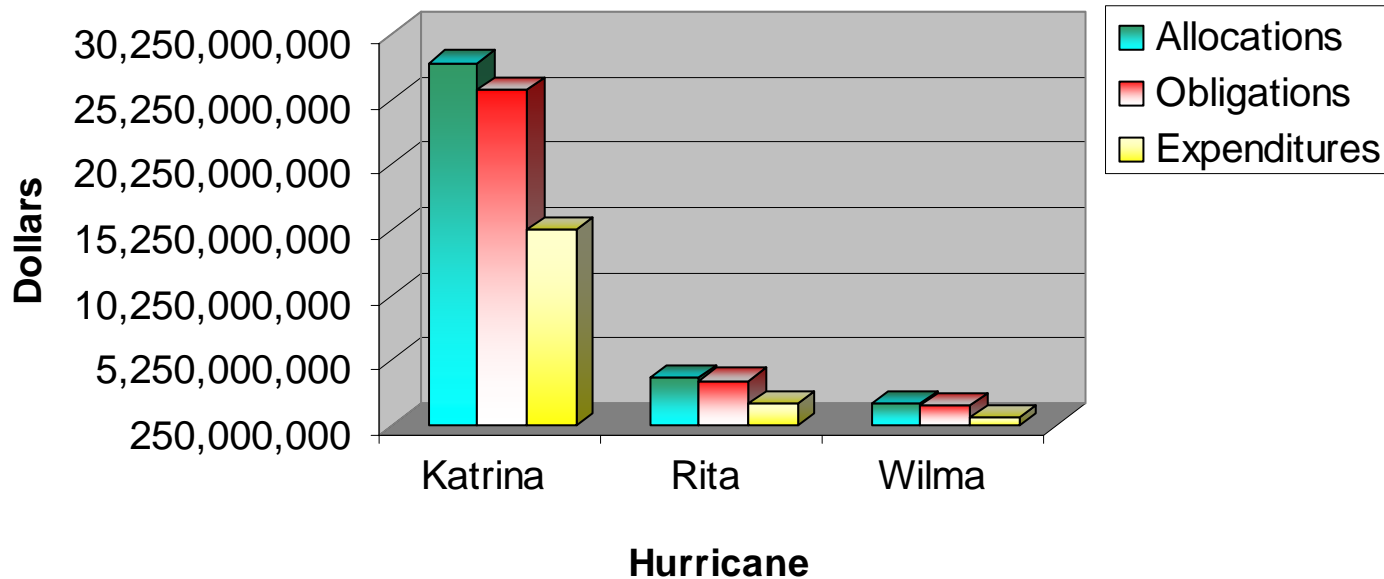
**FEDERAL EMERGENCY MANAGEMENT AGENCY
DISASTER RELIEF FUND**

As of 5/10/06

**Katrina, Rita and Wilma
Allocations, Obligations and Expenditures**

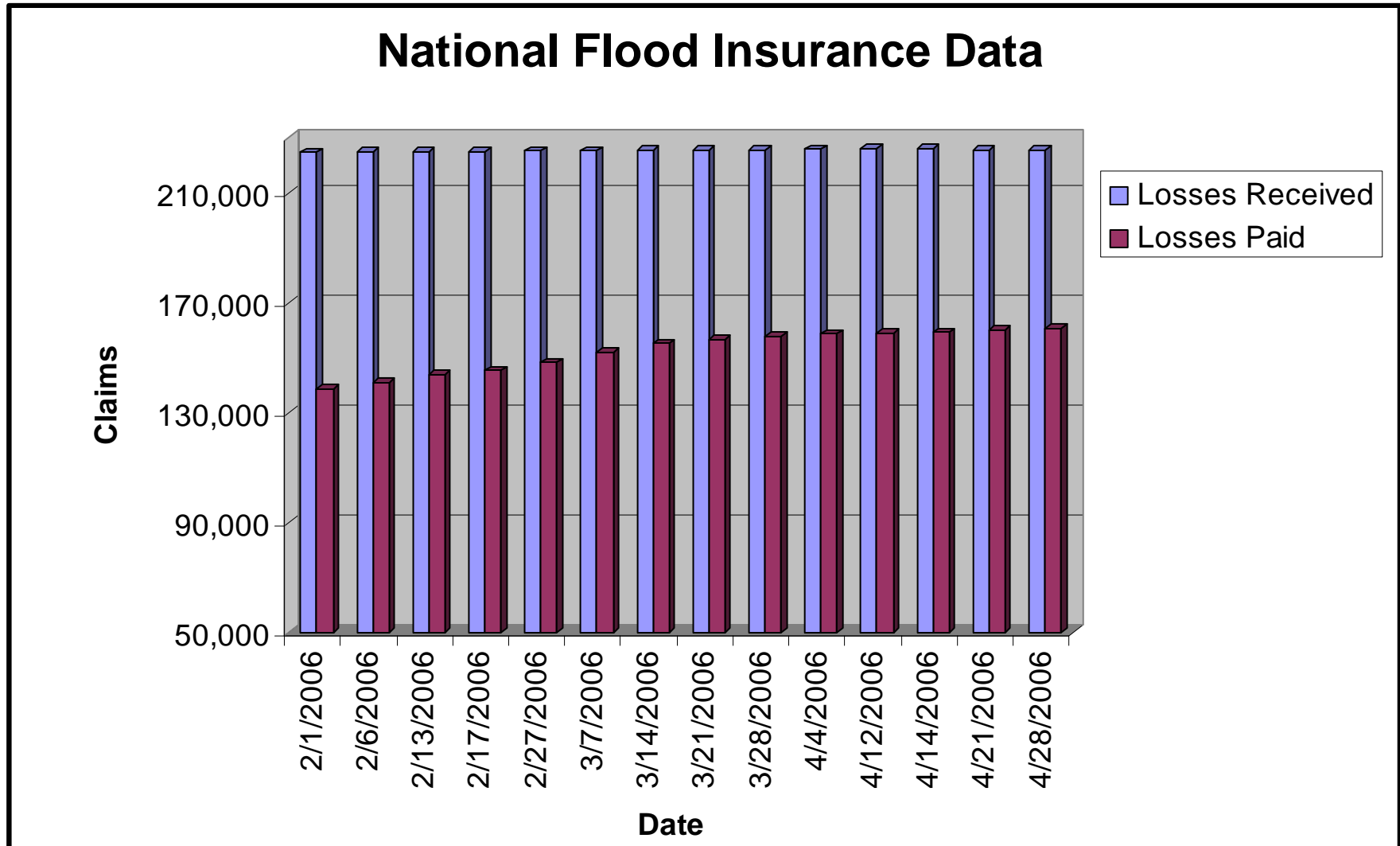
	Katrina	Rita	Wilma	Totals
Allocations	27,995,186,596	3,986,973,239	1,920,001,772	33,902,161,606
Obligations	25,957,693,858	3,700,107,738	1,855,467,337	31,513,268,933
Expenditures	15,278,753,976	1,957,731,576	893,698,172	18,130,183,724

**Allocations, Obligation and Expenditures
for Katrina, Rita and Wilma**



FEDERAL EMERGENCY MANAGEMENT AGENCY
DISASTER RELIEF FUND

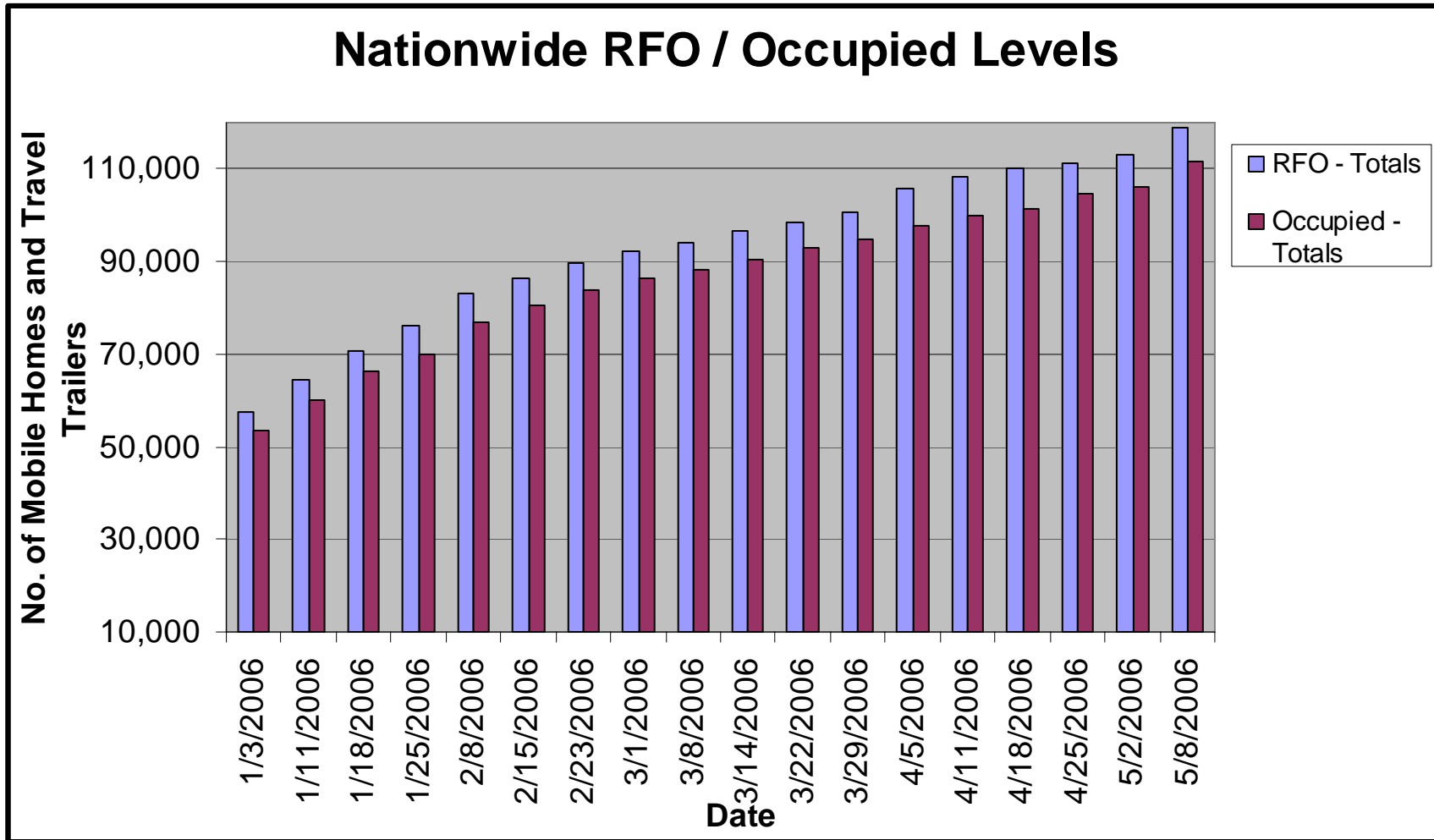
As of 4/28/06



FEDERAL EMERGENCY MANAGEMENT AGENCY
DISASTER RELIEF FUND

As of 5/08/06

Manufactured Housing Data
Mobile Homes and Travel Trailers Ready for Occupation (RFO) and Occupied



HOMELAND SECURITY - FEDERAL EMERGENCY MANAGEMENT AGENCY
DISASTER RELIEF FUND - FY-2006 ACTIVITY
Dollars in Thousands
As of 05/10/06

Status of the Disaster Relief Fund

	<u>Direct/Support</u>	<u>Change Since Last Report</u>
Status of Obligations:		
FY 2005 APPROPRIATION AVAILABLE:	69,687,736	0
FY 2005 OBLIGATIONS (net of recoveries):	23,158,726	0
FY 2005 UNOBLIGATED BALANCE:	46,529,010	0
FY 2006 APPROPRIATION AVAILABLE:	25,313,370	625
TOTAL OBLIGATIONS FY 2006 (net):	17,093,149	245,290
Obligations-FY '05 Recoveries:	1,905,860	625
Less: TOTAL OBLIGATIONS FY 2006 (gross):	18,999,009	245,915
UNOBLIGATED BALANCE:	6,314,361	(245,290)
Status of Commitments:		
Less: TOTAL COMMITMENTS:	21,281,733	181,485
UNCOMMITTED BALANCE:	4,031,637	(180,860)
Status of Allocations:		
FUNDS ALLOCATED FY 2005:	23,158,726	0
FUNDS ALLOCATED FY 2006:	21,769,844	(80,329)
Less: TOTAL OBLIGATIONS FY 2006 (gross):	18,999,009	245,915
UNOBLIGATED ALLOCATION:	2,770,835	(326,244)
Amount Undistributed/Unallocated:	3,543,526	80,954

¹ Includes the rescission of \$23,409,300,000, transfer of \$752,500,000 to the Disaster Assistance Direct Loan Program Account, recoveries of \$1,888,888,594, the addition of the FY 2006 annual appropriation of \$1,752,300,000, and the transfer of \$712,000,000 to the Small Business Administration for the Disaster Loan Program Account.

HOMELAND SECURITY - FEDERAL EMERGENCY MANAGEMENT AGENCY
DISASTER RELIEF FUND
Dollars in Thousands
As of 05/10/06

Status of the Katrina Disaster Relief Funds

	<u>Direct/Support</u>	<u>Change Since Last Report</u>
Status of Allocations:		
FUNDS ALLOCATED:	27,995,187	(162,297)
Less: TOTAL OBLIGATIONS (gross):	25,957,694	132,755
UNOBLIGATED ALLOCATION:	2,037,493	(295,052)
Status of Obligations:		
TOTAL OBLIGATIONS (gross):	25,957,694	132,755

Status of the Rita Disaster Relief Funds

	<u>Direct/Support</u>	<u>Change Since Last Report</u>
Status of Allocations:		
FUNDS ALLOCATED:	3,986,973	11,867
Less: TOTAL OBLIGATIONS (gross):	3,700,108	30,116
UNOBLIGATED ALLOCATION:	286,866	(18,248)
Status of Obligations:		
TOTAL OBLIGATIONS (gross):	3,700,108	30,116

Status of the Wilma Disaster Relief Funds

	<u>Direct/Support</u>	<u>Change Since Last Report</u>
Status of Allocations:		
FUNDS ALLOCATED:	1,920,002	17,150
Less: TOTAL OBLIGATIONS (gross):	1,855,467	37,002
UNOBLIGATED ALLOCATION:	64,534	(19,853)
Status of Obligations:		
TOTAL OBLIGATIONS (gross):	1,855,467	37,002

Disaster Relief Fund: Details by Disaster Declaration (Katrina)						
Hurricane Katrina				Allocations	Obligations	Unobligated
Florida	Declared 8/28/05	1602DR		192,972	186,271	6,702
Louisiana	Declared 8/27/05	3212EM		8,508	8,508	0
Louisiana	Declared 8/28/05	1603DR		16,864,444	15,685,411	1,179,033
Subtotal, LA				16,872,952	15,693,919	1,179,033
Mississippi	Declared 8/28/05	3213EM		2,623	2,623	0
Mississippi	Declared 8/28/05	1604DR		8,501,340	7,756,488	744,852
Subtotal, MS				8,503,963	7,759,111	744,852
Alabama	Declared 8/28/05	3214EM		84	84	0
Alabama	Declared 8/28/05	1605DR		1,691,162	1,623,513	67,649
Subtotal, AL				1,691,247	1,623,597	67,649
Evacuations						
Arkansas	Declared 9/02/05	3215EM		53,488	52,321	1,166
Texas	Declared 9/02/05	3216EM		507,363	502,412	4,951
Tennessee	Declared 9/05/05	3217EM		29,088	27,685	1,403
Georgia	Declared 9/05/05	3218EM		20,953	16,474	4,479
Oklahoma	Declared 9/05/05	3219EM		14,427	10,932	3,495
Florida	Declared 9/05/05	3220EM		9,202	7,848	1,354
West Virginia	Declared 9/05/05	3221EM		445	419	25
North Carolina	Declared 9/05/05	3222EM		2,002	1,978	24
Utah	Declared 9/05/05	3223EM		1,415	1,395	20
Colorado	Declared 9/05/05	3224EM		14,246	14,028	218
Michigan	Declared 9/07/05	3225EM		1,955	1,695	261
District of Columbia	Declared 9/07/05	3226EM		1,836	1,789	47
Washington	Declared 9/07/05	3227EM		3,323	3,251	72
Oregon	Declared 9/07/05	3228EM		2,092	2,085	7
New Mexico	Declared 9/07/05	3229EM		2,246	913	1,334
Illinois	Declared 9/07/05	3230EM		2,633	1,218	1,415
Kentucky	Declared 9/10/05	3231EM		4,310	4,269	41
Missouri	Declared 9/10/05	3232EM		2,676	2,498	178
South Carolina	Declared 9/10/05	3233EM		3,657	3,306	351
South Dakota	Declared 9/10/05	3234EM		294	272	23
Pennsylvania	Declared 9/10/05	3235EM		2,894	2,863	31
Kansas	Declared 9/10/05	3236EM		219	163	56
Alabama	Declared 9/10/05	3237EM		3,500	3,019	481
Indiana	Declared 9/10/05	3238EM		4,151	3,852	299
Iowa	Declared 9/10/05	3239EM		289	228	61
Virginia	Declared 9/12/05	3240EM		724	696	29
Arizona	Declared 9/12/05	3241EM		6,616	6,604	12
Minnesota	Declared 9/13/05	3242EM		15,024	3,575	11,449
Nevada	Declared 9/13/05	3243EM		1,285	833	452
Idaho	Declared 9/13/05	3244EM		620	594	26
Nebraska	Declared 9/13/05	3245EM		267	211	55
Connecticut	Declared 9/13/05	3246EM		1,043	390	654
North Dakota	Declared 9/13/05	3247EM		66	45	20
California	Declared 9/13/05	3248EM		903	614	290
Wisconsin	Declared 9/13/05	3249EM		3,526	2,972	554
Ohio	Declared 9/13/05	3250EM		2,544	2,158	386
Maryland	Declared 9/13/05	3251EM		3,106	1,224	1,882
Massachusetts	Declared 9/13/05	3252EM		5,573	4,670	903
Montana	Declared 9/13/05	3253EM		443	429	14
Rhode Island	Declared 9/19/05	3255EM		1,525	1,026	499
Maine	Declared 9/19/05	3256EM		106	54	52
New Jersey	Declared 9/19/05	3257EM		170	161	9
New Hampshire	Declared 9/19/05	3258EM		106	16	90
New York	Declared 9/30/05	3262EM		1,551	1,509	42
Delaware	Declared 9/30/05	3263EM		150	101	48
Subtotal, Evacuations				734,053	694,796	39,257
Total, Katrina				27,995,187	25,957,694	2,037,493
Disaster Relief Fund: Details by Disaster Declaration (Rita)						
Hurricane Rita				Allocations	Obligations	Unobligated
Florida	Declared 9/20/05	3259EM		9,991	9,881	110
Louisiana	Declared 9/21/05	3260EM		275	275	0
Louisiana	Declared 9/24/05	1607DR		1,771,848	1,671,958	99,890
Subtotal, Louisiana				1,772,123	1,672,233	99,890
Texas	Declared 9/21/05	3261EM		111,300	111,233	66
Texas	Declared 9/24/05	1606DR		2,093,560	1,906,761	186,799
Subtotal, Texas				2,204,859	2,017,994	186,865
Total, Rita				3,986,973	3,700,108	286,866
Disaster Relief Fund: Details by Disaster Declaration (Wilma)						
Hurricane Wilma				Allocations	Obligations	Unobligated
Florida	Declared 10/24/05	1609DR		1,920,002	1,855,467	64,534
Subtotal, FL				1,920,002	1,855,467	64,534
Total, Wilma				1,920,002	1,855,467	64,534

National Flood Insurance Program Data for Hurricanes Katrina and Rita

As of 4/28/06

Number of Flood Insurance Claims Made to Feds, by State*

State and Disaster Number	Number of Losses Received
Florida, DR-1602	8,939
Louisiana, DR-1603	177,014
Mississippi, DR-1604	19,018
Alabama, DR-1605	5,697
Texas, DR-1606	3,862
Louisiana, DR-1607	10,887
TOTAL	225,417

*The data above is gathered through telephone surveys of NFIP Write Your Own companies and represents the best available information. These numbers should be regarded as preliminary estimates.

As of 3/28/06

Number of Homes Damaged Without Flood Insurance, by State**

State and Disaster Number	Number of Registrants Reporting No Flood Insurance
Florida, DR-1602	733
Louisiana, DR-1603 and 1607	32,768
Mississippi, DR-1604	26,716
Alabama, DR-1605	1,743
Texas, DR-1606	889
TOTAL	62,849

**Reports dated before 3/28/06 were based on households reported as flood damaged by the "applicants" when they originally filed for assistance. The data above represents the number of owners and renters (households) that registered through FEMA's National Processing Service Center, and subsequently received an inspection by FEMA or SBA. This report consists of only those households verified by inspection as flood damaged, including homes where sensors recorded flooding activity.

As of 4/28/06

Number of Households Individual Claim Fully Paid, by State***

State and Disaster Number	Number of Losses Paid
Florida, DR-1602	5,532
Louisiana, DR-1603	124,493
Mississippi, DR-1604	16,897
Alabama, DR-1605	4,860
Texas, DR-1606	1,573
Louisiana, DR-1607	7,174
TOTAL	160,529

***"Losses Paid" are numbers generated from estimates received from the NFIP Write Your Own companies. These numbers represent all NFIP policies, both commercial and residential. This data represents the best information available at this time.

**Hurricanes Katrina, Rita and Wilma
Hotel and Motel Data*
As of 5/8/06**

Hotel & Motel Rooms	5/8/06
State Breakdown	Authorization Codes
LA	677
MS	16
TX	1
FL	1
AL	1
GA	3
CA	2
AR	1
Cumulative Total	702

*As of 5/02/06, FEMA tracks hotel occupancy through the use of authorization codes rather than hotel rooms. Authorization codes are issued to individual applicants (or an individual on behalf of a household) who meet eligibility and verification requirements to occupy a FEMA funded hotel room(s). While the number of authorization codes issued roughly reflects the number of rooms occupied, it is not a direct correlation.

MANUFACTURED HOUSING DATA AS OF 5/09/2006

Hurricanes Katrina / Rita Manufactured Housing Data		5.10.06
Louisiana		
Inventory at Staging Area		3,319
Travel Trailers		2,875
Mobile Homes		322
Modular Housing		122
Issued from Staging Area -Today		207
Pads - Leased (1)		12,483
Pads - Leases Pending		115,145
RFO		73,127
Travel Trailers		69,493
Mobile Homes		3,634
Occupied		67,569
Travel Trailers		64,773
Mobile Homes		2,796
Total Units Vacant (TT/MH)		5,558
Mississippi		
Inventory at Staging Area		2,401
Travel Trailers		1,878
Mobile Homes		523
Modular Housing		0
Issued from Staging Area -Today		94
Pads - Leased (1)		6,510
Pads - Leases Pending		186
RFO		38,078
Travel Trailers		34,246
Mobile Homes		3,832
Occupied		37,893
Travel Trailers		34,142
Mobile Homes		3,751
Total Units Vacant (TT/MH)		185
Alabama		
Inventory at Staging Area		3,353
Travel Trailers		1,535
Mobile Homes		1,818
Modular Housing		0
Issued from Staging Area -Today		42
Pads - Leased (1)		3,534
Pads - Leases Pending		184
RFO		3,525
Travel Trailers		3,525
Mobile Homes		0
Occupied		1,955
Travel Trailers		1,955
Mobile Homes		0
Total Units Vacant (TT/MH)		1,570

MANUFACTURED HOUSING DATA AS OF 5/09/2006

Hurricanes Katrina / Rita Manufactured Housing Data Continued		5.10.06
Texas		
Inventory at Staging Area		12,772
Travel Trailers		198
Mobile Homes		11,401
Modular Housing		1,173
Issued from Staging Area-Today		7
Pads - Leased (1)		194
Pads - Leases Pending		0
RFO		4,046
Travel Trailers		4,046
Mobile Homes		0
Occupied		4,034
Travel Trailers		4,034
Mobile Homes		0
Total Units Vacant (TT/MH)		12
Florida		
Inventory at Staging Area		674
Travel Trailers		304
Mobile Homes		370
Modular Housing		0
Issued from Staging Area -Today		10
Totals		
RFO - Totals		118,776
Occupied - Totals		111,451
Vacant - Totals		7,325
Comments		
The figures contained in this report are based on best available data.		
» Report includes travel trailer, mobile home data and modular housing data.		
» Staging areas: LA - New Orleans, Baton Rouge and Lake Charles; AR - Hope;		
AL - Selma-Craig and Summerdale; TX - Texarkana and Jasper; MS - Purvis and Carnegie		
» FL-LT manages Florida manufactured housing.		
» Emergency Housing Sites include industrial, commercial, private and group sites.		
Notes:		
1. Excludes private and industrial EGS.		
2. Includes private, industrial, commercial and group sites.		

KATRINA DECLARATIONS BY MAJOR OBJECT CLASS

AS OF 05-10-2006

ROUNDED TO THE NEAREST DOLLAR / PERCENT

PROGRAM AREA	PROGRAM NAME	ALLOCATIONS	UN-OBLIGATED COMMITMENTS	OBLIGATIONS	UN-OBLIGATED ALLOCATIONS(c)	UN-LIQUIDATED OBLIGATIONS	EXPENDITURES	ALLOCATION AVAILABLE
1-HUMAN SERVICES	2503-UNEMPLOYMENT	403,138,258		387,362,166	15,776,092		387,362,166	15,776,092
	2504-CRISIS COUNSELING-NIMH	70,531,403		21,048,736	49,482,667	922,250	20,126,486	49,482,667
	2576-LEGAL SERVICES	214,775	134,500	79,767	135,008		79,767	508
	2592-INSPECTIONS	194,843,996	44,110,522	150,730,841	44,113,155	44,335,754	106,395,087	2,634
	4149-OTHER NEEDS ASSISTANCE	1,727,810,148		1,724,810,148	3,000,000	51,338,254	1,673,471,895	3,000,000
	414X-HOUSING ASSISTANCE	4,010,147,557	5,883	4,009,931,085	216,472	27,461,187	3,982,469,898	210,589
	4152-CRISIS COUNSELING-SCC	34,783,755		31,100,763	3,682,992	15,145,907	15,954,856	3,682,992
	MANUFACTURED HOUSING	6,189,315,402	1,332,420,292	4,775,667,336	1,413,648,066	792,370,801	3,983,296,535	81,227,774
	TOTAL	12,630,785,294	1,376,671,197	11,100,730,842	1,530,054,452	931,574,152	10,169,156,690	153,383,255
2-INFRASTRUCTURE	2594-INSPECTIONS	303,815,300	4,393,300	297,000,077	6,815,223	141,933,821	155,066,257	2,421,923
	416X-PUBLIC ASSISTANCE	4,218,557,036		4,178,813,247	39,743,789	2,095,325,651	2,083,487,596	39,743,789
	TOTAL	4,522,372,336	4,393,300	4,475,813,325	46,559,012	2,237,259,471	2,238,553,853	42,165,712
3-MITIGATION	2593-INSPECTIONS	26,643,721	7,818,570	14,549,151	12,094,570	8,692,652	5,856,499	4,276,000
	4173-HAZARD MITIGATION	7,842,426		7,842,426		7,598,920	243,506	
	TOTAL	34,486,147	7,818,570	22,391,577	12,094,570	16,291,572	6,100,005	4,276,000
4-OPERATIONS	2507-MISSIONS-TA	27,305,756		26,074,256	1,231,500	24,033,607	2,040,649	1,231,500
	2508-MISSIONS-DFA	4,836,847,155		4,836,741,959	105,196	4,396,540,104	440,201,855	105,196
	TOTAL	4,864,152,911		4,862,816,215	1,336,696	4,420,573,711	442,242,504	1,336,696
5-ADMINISTRATION	11XX-SALARIES & BENEFITS	303,976,591		295,606,682	8,369,909	295,606,682	8,369,909	
	21XX-TRAVEL	212,597,414	2,515,977	201,233,666	11,363,748	27,941,290	173,292,376	8,847,771
	22XX-TRANSPORTION	46,022,671	67,466	41,651,411	4,371,261	7,023,748	34,627,663	4,303,795
	23XX-RENT, COMM, UTILITIES	263,421,269	29,576,990	232,700,129	30,721,140	79,227,236	153,472,893	1,144,151
	24XX-PRINT & REPRO	5,256,088	447,968	4,615,460	640,628	3,026,193	1,589,267	192,660
	2501-MISSIONS-FOS	2,326,179,987		2,321,652,623	4,527,365	1,956,982,443	364,670,180	4,527,365
	25XX-OTHER SERVICES	1,949,380,305	299,467,984	1,628,458,378	320,921,928	710,937,030	917,521,347	21,453,943
	26XX-SUPPLIES & MATERIALS	539,786,749	30,153,495	507,060,397	32,726,352	207,315,264	299,745,133	2,572,857
	31XX-EQUIPMENT	211,436,897	29,827,505	180,296,706	31,140,191	26,550,060	153,746,646	1,312,686
	32XX-LAND & STRUCTURES	10,136,466	2,297,160	7,470,981	2,665,485	3,069,099	4,401,881	368,325
	4101-URBAN SEARCH & RESCUE	75,195,470		75,195,469	1	51,168,612	24,026,857	1
TOTAL	5,943,389,908	394,354,546	5,495,941,900	447,448,009	3,073,240,975	2,422,700,925	53,093,463	
GRAND TOTAL	27,995,186,596	1,783,237,612	25,957,693,858	2,037,492,738	10,678,939,882	15,278,753,976	254,255,126	

KATRINA DECLARATIONS BY PROGRAM AREA

AS OF 05-10-2006

PROGRAM CODE	STATE NAME	PROGRAM AREA	ALLOCATIONS	UN-OBLIGATED COMMITMENTS	OBLIGATIONS	UN-OBLIGATED ALLOCATIONS(c)	UN-LIQUIDATED OBLIGATIONS	EXPENDITURES	ALLOCATION AVAILABLE
1602DR	FLORIDA	2-INFRASTRUCTURE	160,558,474		158,714,655	1,843,819	52,674,954	106,039,701	1,843,819
		4-OPERATIONS	10,000		10,000		10,000		
		5-ADMINISTRATION	32,403,764	213,336	27,546,009	4,857,755	15,765,550	11,780,459	4,644,419
		TOTAL	192,972,238	213,336	186,270,664	6,701,574	68,450,504	117,820,160	6,488,238
1603DR	LOUISIANA	1-HUMAN SERVICES	8,427,841,597	761,856,618	7,573,315,689	854,525,908	654,897,000	6,918,418,689	92,669,290
		2-INFRASTRUCTURE	2,436,981,247	876,300	2,434,368,309	2,612,938	1,414,192,919	1,020,175,391	1,736,638
		3-MITIGATION	13,702,216	1,383,517	9,017,699	4,684,517	5,706,569	3,311,130	3,301,000
		4-OPERATIONS	2,977,685,001		2,977,291,306	393,694	2,755,961,075	221,330,231	393,694
		5-ADMINISTRATION	3,008,233,769	298,003,945	2,691,418,074	316,815,694	1,440,069,041	1,251,349,033	18,811,749
		TOTAL	16,864,443,830	1,062,120,381	15,685,411,078	1,179,032,752	6,270,826,604	9,414,584,474	116,912,371
1604DR	MISSISSIPPI	1-HUMAN SERVICES	2,994,358,088	565,668,186	2,373,766,880	620,591,208	223,913,554	2,149,853,326	54,923,022
		2-INFRASTRUCTURE	1,166,163,660	3,517,000	1,160,758,103	5,405,557	597,943,259	562,814,845	1,888,557
		3-MITIGATION	17,998,947	6,400,053	10,923,894	7,075,053	8,907,799	2,016,095	675,000
		4-OPERATIONS	1,661,212,910		1,660,269,909	943,001	1,492,547,934	167,721,974	943,001
		5-ADMINISTRATION	2,661,606,555	92,372,029	2,550,769,420	110,837,135	1,512,134,547	1,038,634,873	18,465,106
		TOTAL	8,501,340,160	667,957,268	7,756,488,206	744,851,954	3,835,447,094	3,921,041,113	76,894,686
1605DR	ALABAMA	1-HUMAN SERVICES	1,208,585,608	49,146,392	1,153,648,272	54,937,336	52,763,598	1,100,884,674	5,790,943
		2-INFRASTRUCTURE	100,426,362		98,663,159	1,763,203	29,127,742	69,535,417	1,763,203
		3-MITIGATION	2,784,984	35,000	2,449,984	335,000	1,677,204	772,780	300,000
		4-OPERATIONS	181,500,000		181,500,000		129,610,047	51,889,953	
		5-ADMINISTRATION	197,865,241	3,760,548	187,251,424	10,613,817	83,907,109	103,344,315	6,853,269
		TOTAL	1,691,162,194	52,941,941	1,623,512,839	67,649,355	297,085,701	1,326,427,139	14,707,415
3212EM	LOUISIANA	2-INFRASTRUCTURE							
		4-OPERATIONS	1,500,000		1,500,000		1,500,000		
		5-ADMINISTRATION	7,008,058		7,008,058		6,285,876	722,182	
		TOTAL	8,508,058		8,508,058		7,785,876	722,182	
3213EM	MISSISSIPPI	2-INFRASTRUCTURE							
		4-OPERATIONS							
		5-ADMINISTRATION	2,622,585		2,622,585		2,528,736	93,849	
		TOTAL	2,622,585		2,622,585		2,528,736	93,849	
3214EM	ALABAMA	2-INFRASTRUCTURE							
		4-OPERATIONS							
		5-ADMINISTRATION	84,454		84,454		31,478	52,976	
		TOTAL	84,454		84,454		31,478	52,976	
3215EM	ARKANSAS	2-INFRASTRUCTURE	45,583,900		44,784,133	799,767	4,693,373	40,090,759	799,767
		4-OPERATIONS	3,500,000		3,500,000		3,500,000		
		5-ADMINISTRATION	4,403,759		4,037,365	366,394	781,240	3,256,125	366,394
		TOTAL	53,487,659		52,321,498	1,166,161	8,974,613	43,346,884	1,166,161
3216EM	TEXAS	2-INFRASTRUCTURE	448,600,699		446,269,129	2,331,571	85,811,599	360,457,530	2,331,571
		4-OPERATIONS	37,740,000		37,740,000		36,439,654	1,300,346	
		5-ADMINISTRATION	21,022,652	4,688	18,402,804	2,619,848	9,315,286	9,087,517	2,615,161
		TOTAL	507,363,351	4,688	502,411,932	4,951,419	131,566,540	370,845,393	4,946,731
3217EM	TENNESSEE	2-INFRASTRUCTURE	29,000,000		27,596,970	1,403,030	4,713,077	22,883,893	1,403,030
		4-OPERATIONS	5,000		5,000		5,000		
		5-ADMINISTRATION	83,363		83,363		2,000	81,363	
		TOTAL	29,088,363		27,685,333	1,403,030	4,720,077	22,965,256	1,403,030
3218EM	GEORGIA	2-INFRASTRUCTURE	20,900,000		16,421,239	4,478,761	7,423,689	8,997,550	4,478,761
		5-ADMINISTRATION	52,767		52,767		52,000	767	
		TOTAL	20,952,767		16,474,006	4,478,761	7,475,689	8,998,317	4,478,761
		2-INFRASTRUCTURE	14,250,313		10,769,968	3,480,345	2,137,733	8,632,235	3,480,345
3219EM	OKLAHOMA	5-ADMINISTRATION	176,910		161,938	14,972	12,604	149,334	14,972
		TOTAL	14,427,223		10,931,906	3,495,317	2,150,337	8,781,569	3,495,317
		2-INFRASTRUCTURE	9,200,000		7,845,819	1,354,181	7,603,496	242,323	1,354,181
		5-ADMINISTRATION	2,272		2,272		2,272		
3220EM	FLORIDA	TOTAL	9,202,272		7,848,091	1,354,181	7,603,496	244,595	1,354,181
		2-INFRASTRUCTURE	321,000		315,855	5,145	10,071	305,784	5,145
		5-ADMINISTRATION	123,811		103,490	20,321		103,490	20,321
		TOTAL	444,811		419,345	25,466	10,071	409,274	25,466
3222EM	NORTH CAROLINA	2-INFRASTRUCTURE	2,000,000		1,975,640	24,360	770,512	1,205,129	24,360
		5-ADMINISTRATION	2,261		2,261		2,000	261	
		TOTAL	2,002,261		1,977,901	24,360	772,512	1,205,390	24,360

PROGRAM CODE	STATE NAME	PROGRAM AREA	ALLOCATIONS	UN-OBLIGATED COMMITMENTS	OBLIGATIONS	UN-OBLIGATED ALLOCATIONS(c)	UN-LIQUIDATED OBLIGATIONS	EXPENDITURES	ALLOCATION AVAILABLE
3223EM	UTAH	2-INFRASTRUCTURE	1,333,020		1,333,020	0	188,799	1,144,220	0
		4-OPERATIONS							
		5-ADMINISTRATION	81,798		62,207	19,590	15,273	46,935	19,590
		TOTAL	1,414,818		1,395,227	19,591	204,072	1,191,155	19,591
3224EM	COLORADO	2-INFRASTRUCTURE	13,597,030		13,597,030	0	1,219,402	12,377,627	0
		4-OPERATIONS							
		5-ADMINISTRATION	648,680		430,799	217,881	4,192	426,607	217,881
		TOTAL	14,245,710		14,027,829	217,881	1,223,594	12,804,234	217,881
3225EM	MICHIGAN	2-INFRASTRUCTURE	1,500,000		1,357,902	142,098	758,885	599,017	142,098
		5-ADMINISTRATION	455,284		336,867	118,417	67,711	269,157	118,417
		TOTAL	1,955,284		1,694,769	260,515	826,595	868,174	260,515
		2-INFRASTRUCTURE	1,735,438		1,735,298	140	1,735,298		140
3226EM	DISTRICT OF COLUMBIA	5-ADMINISTRATION	100,803		54,053	46,751		54,053	46,751
		TOTAL	1,836,241		1,789,350	46,891	1,735,298	54,053	46,891
		2-INFRASTRUCTURE	2,936,187		2,936,186	1	2,936,186		1
		5-ADMINISTRATION	386,346		314,754	71,592	29,082	285,672	71,592
3227EM	WASHINGTON	TOTAL	3,322,533		3,250,941	71,592	2,965,269	285,672	71,592
		2-INFRASTRUCTURE	2,047,247		2,047,243	4	1,684,230	363,013	4
		5-ADMINISTRATION	45,053		38,096	6,957	6,963	31,133	6,957
		TOTAL	2,092,300		2,085,339	6,961	1,691,193	394,146	6,961
3229EM	NEW MEXICO	2-INFRASTRUCTURE	2,139,800		842,550	1,297,250	763,083	79,467	1,297,250
		5-ADMINISTRATION	106,507		70,132	36,375	3,770	66,361	36,375
		TOTAL	2,246,307		912,682	1,333,625	766,854	145,829	1,333,625
		2-INFRASTRUCTURE	2,418,578		1,021,069	1,397,509	329,779	691,290	1,397,509
3230EM	ILLINOIS	5-ADMINISTRATION	214,507		196,793	17,714	37,801	158,992	17,714
		TOTAL	2,633,085		1,217,862	1,415,223	367,579	850,282	1,415,223
		2-INFRASTRUCTURE	4,300,000		4,259,405	40,595	3,072,372	1,187,033	40,595
		5-ADMINISTRATION	9,961		9,961		2,000	7,961	
3231EM	KENTUCKY	TOTAL	4,309,961		4,269,366	40,595	3,074,372	1,194,993	40,595
		2-INFRASTRUCTURE	2,005,000		1,899,250	105,750	1,899,250		105,750
		5-ADMINISTRATION	670,895		598,735	72,160	12,239	586,496	72,160
		TOTAL	2,675,895		2,497,985	177,911	1,911,489	586,496	177,911
3233EM	SOUTH CAROLINA	2-INFRASTRUCTURE	3,614,915		3,263,685	351,230	362,154	2,901,531	351,230
		5-ADMINISTRATION	42,089		42,089		2,000	40,089	
		TOTAL	3,657,004		3,305,774	351,230	364,154	2,941,620	351,230
		2-INFRASTRUCTURE	261,722		261,676	46	55,732	205,943	46
3234EM	SOUTH DAKOTA	5-ADMINISTRATION	32,700		10,044	22,656	4,414	5,630	22,656
		TOTAL	294,422		271,720	22,702	60,146	211,574	22,702
		2-INFRASTRUCTURE	2,639,000		2,627,775	11,225	992,441	1,635,334	11,225
		5-ADMINISTRATION	255,075		235,560	19,515	10,929	224,631	19,515
3235EM	PENNSYLVANIA	TOTAL	2,894,075		2,863,334	30,741	1,003,369	1,859,965	30,741
		2-INFRASTRUCTURE	163,200		163,069	131	9,135	153,933	131
		5-ADMINISTRATION	56,298		187	56,111		187	56,111
		TOTAL	219,498		163,255	56,243	9,135	154,120	56,243
3237EM	ALABAMA	2-INFRASTRUCTURE	2,500,000		2,019,062	480,938	185,602	1,833,460	480,938
		4-OPERATIONS	1,000,000		1,000,000		1,000,000		
		5-ADMINISTRATION							
		TOTAL	3,500,000		3,019,062	480,938	1,185,602	1,833,460	480,938
3238EM	INDIANA	2-INFRASTRUCTURE	4,127,992		3,850,268	277,724	3,814,018	36,250	277,724
		5-ADMINISTRATION	22,864		1,942	20,922	1,942	20,922	
		TOTAL	4,150,856		3,852,210	298,646	3,814,018	38,192	298,646
		2-INFRASTRUCTURE	222,618		222,618		11,435	211,183	
3239EM	IOWA	5-ADMINISTRATION	66,380		5,639	60,741		5,639	60,741
		TOTAL	288,998		228,257	60,741	11,435	216,822	60,741
		2-INFRASTRUCTURE	593,100		592,846	254	323,927	268,919	254
		5-ADMINISTRATION	130,910		102,655	28,255		102,655	28,255
3240EM	VIRGINIA	TOTAL	724,010		695,501	28,509	323,927	371,574	28,509
		2-INFRASTRUCTURE	4,385,030		4,385,020	10	341,447	4,043,573	10
		5-ADMINISTRATION	2,230,828		2,218,763	12,065	2,021,838	196,925	12,065
		TOTAL	6,615,858		6,603,783	12,075	2,363,285	4,240,498	12,075
3241EM	ARIZONA	2-INFRASTRUCTURE	15,000,000		3,575,105	11,424,895	2,593,736	981,368	11,424,895
		5-ADMINISTRATION	24,450		24,450			24,450	
		TOTAL	15,024,450		3,575,105	11,449,345	2,593,736	981,368	11,449,345
		2-INFRASTRUCTURE							

PROGRAM CODE	STATE NAME	PROGRAM AREA	ALLOCATIONS	UN-OBLIGATED COMMITMENTS	OBLIGATIONS	UN-OBLIGATED ALLOCATIONS(c)	UN-LIQUIDATED OBLIGATIONS	EXPENDITURES	ALLOCATION AVAILABLE
3243EM	NEVADA	2-INFRASTRUCTURE	1,000,000		568,297	431,703	146,188	422,109	431,703
		5-ADMINISTRATION	284,759		264,397	20,362	17,610	246,787	20,362
		TOTAL	1,284,759		832,694	452,065	163,798	668,896	452,065
3244EM	IDAHO	2-INFRASTRUCTURE	584,137		584,134	3	485,205	98,929	3
		5-ADMINISTRATION	35,700		10,108	25,592	249	9,860	25,592
		TOTAL	619,837		594,243	25,594	485,454	108,789	25,594
3245EM	NEBRASKA	2-INFRASTRUCTURE	210,100		210,100		146,556	63,544	
		5-ADMINISTRATION	56,602		1,302	55,301		1,302	55,301
		TOTAL	266,702		211,402	55,301	146,556	64,846	55,301
3246EM	CONNECTICUT	2-INFRASTRUCTURE	1,000,000		353,722	646,278	353,722		646,278
		5-ADMINISTRATION	43,301		36,005	7,296	13,718	22,287	7,296
		TOTAL	1,043,301		389,727	653,574	367,440	22,287	653,574
3247EM	NORTH DAKOTA	2-INFRASTRUCTURE	23,747		23,747	0	23,747		0
		5-ADMINISTRATION	41,985		21,747	20,238	1,596	20,151	20,238
		TOTAL	65,732		45,494	20,239	25,342	20,151	20,239
3248EM	CALIFORNIA	2-INFRASTRUCTURE	200,000			200,000			200,000
		5-ADMINISTRATION	703,320		613,512	89,808	39,281	574,231	89,808
		TOTAL	903,320		613,512	289,808	39,281	574,231	289,808
3249EM	WISCONSIN	2-INFRASTRUCTURE	3,501,228		2,970,925	530,303	2,418,014	552,911	530,303
		5-ADMINISTRATION	24,737		1,227	23,510	2	1,225	23,510
		TOTAL	3,525,965		2,972,152	553,813	2,418,016	554,136	553,813
3250EM	OHIO	2-INFRASTRUCTURE	2,518,180		2,157,511	360,669	733,973	1,423,538	360,669
		5-ADMINISTRATION	25,350			25,350			25,350
		TOTAL	2,543,530		2,157,511	386,019	733,973	1,423,538	386,019
3251EM	MARYLAND	2-INFRASTRUCTURE	3,000,000		1,141,079	1,858,921	692,428	448,650	1,858,921
		5-ADMINISTRATION	106,326		82,847	23,479		82,847	23,479
		TOTAL	3,106,326		1,223,925	1,882,400	692,428	531,497	1,882,400
3252EM	MASSACHUSETTS	2-INFRASTRUCTURE	5,250,000		4,388,139	861,861	55,424	4,332,716	861,861
		5-ADMINISTRATION	323,096		281,840	41,256	28,085	253,755	41,256
		TOTAL	5,573,096		4,669,979	903,117	83,509	4,586,470	903,117
3253EM	MONTANA	2-INFRASTRUCTURE	400,000		397,372	2,628	281,880	115,492	2,628
		5-ADMINISTRATION	42,856		31,586	11,270	3,604	27,982	11,270
		TOTAL	442,856		428,958	13,898	285,484	143,474	13,898
3255EM	RHODE ISLAND	2-INFRASTRUCTURE	1,500,000		1,008,050	491,950	1,008,050		491,950
		5-ADMINISTRATION	24,708		17,933	6,775	5,876	12,057	6,775
		TOTAL	1,524,708		1,025,983	498,725	1,013,926	12,057	498,725
3256EM	MAINE	2-INFRASTRUCTURE	100,000		47,927	52,073	47,927		52,073
		5-ADMINISTRATION	6,000		6,000		6,000		
		TOTAL	106,000		53,927	52,073	53,927		52,073
3257EM	NEW JERSEY	2-INFRASTRUCTURE	120,026		120,026		3,334	116,692	
		5-ADMINISTRATION	50,267		41,300	8,967	6,243	35,057	8,967
		TOTAL	170,293		161,325	8,967	9,577	151,748	8,967
3258EM	NEW HAMPSHIRE	2-INFRASTRUCTURE	100,000		9,887	90,113	9,887		90,113
		5-ADMINISTRATION	6,000		6,000		5,908	92	
		TOTAL	106,000		15,887	90,113	15,796	92	90,113
3262EM	NEW YORK	2-INFRASTRUCTURE	1,258,446		1,258,446		450,598	807,848	
		5-ADMINISTRATION	292,350		250,092	42,258	7,123	242,969	42,258
		TOTAL	1,550,796		1,508,538	42,258	457,721	1,050,817	42,258
3263EM	DELAWARE	2-INFRASTRUCTURE	100,941		100,908	33	23,201	77,707	33
		5-ADMINISTRATION	48,900		443	48,457		443	48,457
		TOTAL	149,841		101,351	48,490	23,201	78,150	48,490
GRAND TOTAL			27,995,186,596	1,783,237,612	25,957,693,858	2,037,492,738	10,678,939,882	15,278,753,976	254,255,126

KATRINA MISSION ASSIGNMENTS

AS OF 05-10-2006

OBLIGATIONS	
DHS AGENCIES	Total
BTS	200,000
CBP	30,957,949
FLETC	460,103
FPS	173,937,173
IAIP	214,000
ICE	36,417,200
NCS	7,318,000
OCFO	210,000
OSLGCP	200,000
S&T	100,000
TSA	455,000
USCG	415,557,501
USCIS	910,000
USSS	8,800
Subtotal, DHS	666,945,726
OTHER AGENCIES	Total
AID	17,354,000
APHIS	380,000
ARC	55,000
BUREC	1,089,000
CDC	20,098,500
CNCS	4,415,500
COE-LRD	15,000
COE-MVD	3,802,000,516
COE-SAD	181,635,000
DHUD	82,945,000
DOC	1,200,000
DOD	1,123,579,054
DOE	390,000
DOED	230,000
DOI	1,264,400
DOL	325,000
DOS	55,000
DOT	422,889,213
EEOC	200,000
EPA	323,886,200
FAA	
FCC	200,000
FCSIC	200,000
FMSHRC	200,000
FNS	20,000
GSA	78,033,268
HHS	162,582,806
MSPB	2,000
NAR	625,000
NASA	541,500
NCPC	20,000
NCUA	
NGA	620,000
NLRB	240,000
NOAA	2,250,000
NPS	157,000
NRC	200,000
NSF	200,000
OPM	615,000
OSHA	21,225,000
RRB	25,000
SBA	200,000
SCS	11,800
SEC	2,000
SSA	1,025,000
TREAS	2,110,650
TVA	8,465,411
USDA	12,560,500
USDJ	55,629,600
USFS	179,195,288
USGS	460,800
USPC	4,697,217
USPHS	
USPS	1,126,889
VA	75,000
Subtotal, Other Agencies	6,517,523,112
GRAND TOTAL MA s	7,184,468,838

RITA DECLARATIONS BY MAJOR OBJECT CLASS

AS OF 05-10-2006

PROGRAM AREA	PROGRAM NAME	ALLOCATIONS	UN-OBLIGATED COMMITMENTS	OBLIGATIONS	UN-OBLIGATED ALLOCATIONS(c)	UN-LIQUIDATED OBLIGATIONS	EXPENDITURES	ALLOCATION AVAILABLE
1-HUMAN SERVICES	2503-UNEMPLOYMENT	22,691,421		21,069,346	1,622,075		21,069,346	1,622,075
	2504-CRISIS COUNSELING-NIMH			1,546,988	(1,546,988)	1,546,988		(1,546,988)
	2576-LEGAL SERVICES							
	2592-INSPECTIONS	75,017,470	8,835,487	66,180,788	8,836,682	20,147,657	46,033,132	1,195
	4149-OTHER NEEDS ASSISTANCE	100,300,000		100,300,000		1,315,573	98,984,427	
	414X-HOUSING ASSISTANCE	1,039,101,568		1,039,100,669	899	134,841,816	904,258,853	899
	4152-CRISIS COUNSELING-SCC	1,557,215		650,742	906,473	650,742		906,473
	4154-OTHER NEEDS ASSISTANCE	68,880,000		68,880,000		2,099,611	66,780,389	
	MANUFACTURED HOUSING	241,797,400	108,203,953	118,111,129	123,686,271	27,935,283	90,175,845	15,482,319
	TOTAL	1,549,345,074	117,039,440	1,415,839,662	133,505,412	188,537,671	1,227,301,991	16,465,972
2-INFRASTRUCTURE	2594-INSPECTIONS	19,495,900	2,550,000	16,845,400	2,650,500	7,035,541	9,809,859	100,500
	416X-PUBLIC ASSISTANCE	499,197,097		484,729,228	14,467,869	209,222,273	275,506,955	14,467,869
	TOTAL	518,692,997	2,550,000	501,574,628	17,118,369	216,257,813	285,316,814	14,568,369
3-MITIGATION	2593-INSPECTIONS	16,244,974	4,723,007	7,335,967	8,909,007	5,003,366	2,332,601	4,186,000
	4173-HAZARD MITIGATION	1,017,476		1,017,476		1,003,406	14,070	
	TOTAL	17,262,450	4,723,007	8,353,443	8,909,007	6,006,771	2,346,672	4,186,000
4-OPERATIONS	2507-MISSIONS-TA	1,150,000		1,150,000		1,082,054	67,946	
	2508-MISSIONS-DFA	763,196,000		760,513,600	2,682,400	699,928,194	60,585,406	2,682,400
	TOTAL	764,346,000		761,663,600	2,682,400	701,010,248	60,653,352	2,682,400
5-ADMINISTRATION	11XX-SALARIES & BENEFITS	47,893,810		47,145,837	747,973		47,145,837	747,973
	21XX-TRAVEL	31,155,340	31,829	31,123,027	32,313	1,667,528	29,455,498	484
	22XX-TRANSPORTION	3,761,000	81,000	1,547,000	2,214,000	1,286,329	260,671	2,133,000
	23XX-RENT, COMM, UTILITIES	21,642,325	3,981,429	17,240,589	4,401,736	6,592,554	10,648,035	420,307
	24XX-PRINT & REPRO	1,143,000	152,100	852,068	290,932	576,543	275,525	138,832
	2501-MISSIONS-FOS	395,988,685		395,398,685	590,000	364,947,080	30,451,605	590,000
	25XX-OTHER SERVICES	548,115,374	102,322,801	442,154,806	105,960,568	220,454,057	221,700,749	3,637,767
	26XX-SUPPLIES & MATERIALS	50,080,975	2,818,381	46,382,752	3,698,222	14,890,085	31,492,667	879,842
	31XX-EQUIPMENT	13,045,983	4,562,334	8,551,415	4,494,569	3,208,518	5,342,897	(67,765)
	32XX-LAND & STRUCTURES	2,100,000	400,000			2,100,000		1,700,000
	4101-URBAN SEARCH & RESCUE	22,400,226	120,000	22,280,226	120,000	16,940,965	5,339,261	
TOTAL	1,137,326,718	114,469,873	1,012,676,406	124,650,313	630,563,659	382,112,747	10,180,440	
GRAND TOTAL	3,986,973,239	238,782,320	3,700,107,738	286,865,501	1,742,376,162	1,957,731,576	48,083,181	

RITA DECLARATIONS BY PROGRAM AREA

AS OF 05-10-2006

PROGRAM CODE	STATE NAME	PROGRAM AREA	ALLOCATIONS	UN-OBLIGATED COMMITMENTS	OBLIGATIONS	UN-OBLIGATED ALLOCATIONS(c)	UN-LIQUIDATED OBLIGATIONS	EXPENDITURES	ALLOCATION AVAILABLE
1606DR	TEXAS	1-HUMAN SERVICES	953,702,450	66,127,584	871,109,419	82,593,031	177,447,047	693,662,371	16,465,448
		2-INFRASTRUCTURE	277,493,900	2,550,000	261,367,663	16,126,237	75,612,868	185,754,795	13,576,237
		3-MITIGATION	11,983,923	3,987,967	3,819,956	8,163,967	3,275,765	544,191	4,176,000
		4-OPERATIONS	238,200,000		235,517,600	2,682,400	227,862,261	7,655,339	2,682,400
		5-ADMINISTRATION	612,179,616	73,275,570	534,946,099	77,233,517	310,759,192	224,186,907	3,957,947
		TOTAL	2,093,559,889	145,941,121	1,906,760,737	186,799,153	794,957,134	1,111,803,603	40,858,031
1607DR	LOUISIANA	1-HUMAN SERVICES	595,642,624	50,911,856	544,730,243	50,912,381	11,090,623	533,639,620	525
		2-INFRASTRUCTURE	227,064,097		226,247,886	816,211	136,780,491	89,467,395	816,211
		3-MITIGATION	5,278,527	735,040	4,533,487	745,040	2,731,006	1,802,481	10,000
		4-OPERATIONS	521,036,000		521,036,000		468,037,987	52,998,013	
		5-ADMINISTRATION	422,826,763	41,194,303	375,409,967	47,416,796	223,796,876	151,613,091	6,222,493
		TOTAL	1,771,848,010	92,841,199	1,671,957,583	99,890,427	842,436,983	829,520,600	7,049,229
3259EM	FLORIDA	2-INFRASTRUCTURE	8,700,000		8,590,346	109,654	3,631,590	4,958,756	109,654
		4-OPERATIONS	10,000		10,000		10,000		
		5-ADMINISTRATION	1,280,801		1,280,801		1,211,541	69,260	
		TOTAL	9,990,801		9,881,146	109,654	4,853,131	5,028,015	109,654
3260EM	LOUISIANA	2-INFRASTRUCTURE							
		4-OPERATIONS	100,000		100,000		100,000		
		5-ADMINISTRATION	175,000		175,000		175,000		
		TOTAL	275,000		275,000		275,000		
3261EM	TEXAS	2-INFRASTRUCTURE	5,435,000		5,368,733	66,267	232,865	5,135,869	66,267
		4-OPERATIONS	5,000,000		5,000,000		5,000,000		
		5-ADMINISTRATION	100,864,539		100,864,539		94,621,049	6,243,489	
		TOTAL	111,299,539		111,233,272	66,267	99,853,914	11,379,358	66,267
GRAND TOTAL			3,986,973,239	238,782,320	3,700,107,738	286,865,501	1,742,376,162	1,957,731,576	48,083,181

RITA MISSION ASSIGNMENTS

AS OF 05-10-2006

OBLIGATIONS	
DHS AGENCIES	Total
CBP	12,000,000
FPS	12,305,000
NCS	5,862,685
USCG	26,741,000
Subtotal, DHS	56,908,685
OTHER AGENCIES	Total
APHIS	20,000
ARC	40,000
BIA	317,600
BUREC	1,000,000
CDC	
CNCS	240,000
COE-MVD	384,375,000
COE-NAD	
COE-SAD	155,000
COE-SWD	265,885,000
DHUD	120,000
DOD	48,480,000
DOE	60,000
DOI	5,000
DOT	67,022,000
EPA	44,545,000
GSA	540,000
HHS	83,290,000
NGA	690,000
NOAA	2,790,000
TREAS	80,000
TVA	2,080,000
USDA	6,470,000
USFS	180,905,000
USGS	44,000
USPC	1,000,000
VA	10,000,000
Subtotal, Other Agencies	1,100,153,600
GRAND TOTAL MA s	1,157,062,285

WILMA DECLARATIONS BY MAJOR OBJECT CLASS

AS OF 05-10-2006

PROGRAM AREA	PROGRAM NAME	ALLOCATIONS	UN-OBLIGATED COMMITMENTS	OBLIGATIONS	UN-OBLIGATED ALLOCATIONS(c)	UN-LIQUIDATED OBLIGATIONS	EXPENDITURES	ALLOCATION AVAILABLE
1-HUMAN SERVICES	2503-UNEMPLOYMENT	5,770,125		5,770,125			5,770,125	
	2504-CRISIS COUNSELING-NIMH	3,246,808		3,246,808			3,246,808	
	2576-LEGAL SERVICES	5,000		5,000			5,000	
	2592-INSPECTIONS	44,379,400		44,354,901	24,499	7,707,744	36,647,157	24,499
	4149-OTHER NEEDS ASSISTANCE	183,000,000		183,000,000		39,738,299	143,261,701	
	414X-HOUSING ASSISTANCE	163,715,000		163,695,000	20,000	19,313,113	144,381,887	20,000
	4152-CRISIS COUNSELING-SCC	2,628,148		1,164,961	1,463,187		1,164,961	1,463,187
	TOTAL	491,757,481	8,852,496	478,271,830	13,485,651	80,460,313	397,811,518	4,633,155
2-INFRASTRUCTURE	2594-INSPECTIONS	44,126,700	9,743,400	35,295,300	8,831,400	17,744,132	17,551,168	(912,000)
	416X-PUBLIC ASSISTANCE	799,050,000		800,518,765	(1,468,765)	389,944,778	410,573,987	(1,468,765)
	TOTAL	843,176,700	9,743,400	835,814,065	7,362,635	407,688,909	428,125,156	(2,380,765)
3-MITIGATION	2593-INSPECTIONS	1,000,000	35,203	899,797	100,203	738,424	161,373	65,000
	TOTAL	1,000,000	35,203	899,797	100,203	738,424	161,373	65,000
4-OPERATIONS	2507-MISSIONS-TA	700,000		700,000		679,925	20,075	
	2508-MISSIONS-DFA	233,328,384		233,328,384		232,588,853	739,531	
	TOTAL	234,028,384		234,028,384		233,268,778	759,606	
5-ADMINISTRATION	11XX-SALARIES & BENEFITS	37,113,330		31,781,988	5,331,342		31,781,988	5,331,342
	21XX-TRAVEL	13,459,700	167,200	13,149,381	310,319	859,072	12,290,309	143,119
	22XX-TRANSPORTION	13,625,440	10,000	12,625,440	1,000,000	10,031,128	2,594,312	990,000
	23XX-RENT, COMM, UTILITIES	6,586,000	567,808	5,845,217	740,783	811,353	5,033,864	172,975
	24XX-PRINT & REPRO	548,500	39,928	286,870	261,630	87,557	199,313	221,702
	2501-MISSIONS-FOS	147,229,012		147,204,012	25,000	137,662,273	9,541,739	25,000
	25XX-OTHER SERVICES	31,382,000	8,818,425	13,915,091	17,466,909	10,884,614	3,030,477	8,648,484
	26XX-SUPPLIES & MATERIALS	91,470,000	16,087,313	74,707,295	16,762,705	73,263,590	1,443,705	675,392
	31XX-EQUIPMENT	2,310,000	1,851,853	891,919	1,418,081	513,929	377,990	(433,772)
	32XX-LAND & STRUCTURES	99,225	16,970	82,255	16,970	63,963	18,292	
4101-URBAN SEARCH & RESCUE	6,216,000		5,963,794	252,206	5,435,265	528,529	252,206	
TOTAL	350,039,207	27,559,496	306,453,261	43,585,946	239,612,742	66,840,519	16,026,450	
GRAND TOTAL	1,920,001,772	46,190,595	1,855,467,337	64,534,434	961,769,165	893,698,172	18,343,840	

WILMA DECLARATIONS BY PROGRAM AREA

AS OF 05-10-2006

PROGRAM CODE	STATE NAME	PROGRAM AREA	ALLOCATIONS	UN-OBLIGATED COMMITMENTS	OBLIGATIONS	UN-OBLIGATED ALLOCATIONS(c)	LIQUIDATED OBLIGATIONS	EXPENDITURES	ALLOCATION AVAILABLE
1609DR	FLORIDA	1-HUMAN SERVICES	491,757,481	8,852,496	478,271,830	13,485,651	80,460,313	397,811,518	4,633,155
		2-INFRASTRUCTURE	843,176,700	9,743,400	835,814,065	7,362,635	407,688,909	428,125,156	(2,380,765)
		3-MITIGATION	1,000,000	35,203	899,797	100,203	738,424	161,373	65,000
		4-OPERATIONS	234,028,384		234,028,384		233,268,778	759,606	
		5-ADMINISTRATION	350,039,207	27,559,496	306,453,261	43,585,946	239,612,742	66,840,519	16,026,450
		TOTAL	1,920,001,772	46,190,595	1,855,467,337	64,534,434	961,769,165	893,698,172	18,343,840
GRAND TOTAL			1,920,001,772	46,190,595	1,855,467,337	64,534,434	961,769,165	893,698,172	18,343,840

WILMA MISSION ASSIGNMENTS

AS OF 05-10-2006

OBLIGATIONS	
DHS AGENCIES	Total
FPS	30,521,512
NCS	40,000
USCG	120,000
Subtotal, DHS	30,681,512
OTHER AGENCIES	Total
CIA	200,000
CNCS	1,250,000
COE-SAD	293,772,000
DOC	200,000
DOD	3,550,000
DOE	55,000
DOI	28,384
DOT	35,258,000
EPA	440,000
GSA	130,000
HHS	9,395,000
NOAA	115,000
NPS	
SSA	200,000
USDA	330,000
USDJ	45,000
USFS	5,580,000
USFWS	
USGS	2,500
Subtotal, Other Agencies	350,550,884
GRAND TOTAL MA s	381,232,396



**FINANCIAL INFORMATION TOOL
FOR HURRICANE KATRINA, RITA, & WILMA DECLARATIONS ONLY
NOTES & TERMS**

ITEM	DESCRIPTION
21XX-TRAVEL OF PEOPLE	Travel & transportation costs of FEMA employees and evacuating disaster victims
22XX-TRANSPORT OF THINGS	Transporting things such as express mail and equipment
23XX-RENT, COMM, UTILITIES	JFO Office space, DRC Office space, phone lines, electricity, water, etc.
24XX-PRINT & REPRO	Quick Copy service, printing and duplicating , etc.
2501-MISSIONS-FOS	Federal Operational Support - OFA Administrative costs such as travel, overtime, etc.
2503-UNEMPLOYMENT	Unemployment assistance to disaster victims
2507-MISSIONS-TA	Technical Assistance - provided by an OFA to the State & Local Governments
2508-MISSIONS-DFA	Direct Federal Assistance - provided by OFAs to directly benefit the State/Local Government and/or citizens usually commodities and services like ice, water, meals, etc.
2576-LEGAL SERVICES	Provided to assist disaster victims
2592-INSPECTIONS IHP/IFG	To inspect individual disaster victim's homes to determine eligibility for FEMA assistance programs
2593-INSPECTIONS HMTAP	To provide inspections, reviews and other technical assistance related to the Hazard Mitigation Program
2594-INSPECTIONS PA TAC	To prepare preliminary damage assessments and damage survey reports for the Public Assistance Program
25XX-OTHER SERVICES	Other services provided by contract not otherwise categorized
26XX-SUPPLIES & MATERIALS	Office supplies, IT supplies, safety supplies, fuel, clothing, food, drinking water, parts, etc.
31XX-EQUIPMENT	Durable personal property that has an expected life of 1 year or more such as equipment, tools, computers, etc.
32XX-LAND & STRUCTURES	Real estate and permanent improvements to real estate
4101-URBAN SEARCH & RESCUE	Cost of searching for and rescuing disaster victims from the disaster site(s)
414X-HOUSING & OTHER NEEDS	Awards to disaster victims for rent, hotels, minimal repairs, replacement, etc.
4154-OTHER NEEDS	Awards to disaster victims for medical, dental, funeral, personal property, clothing, furniture, and similar needs
416X-PUBLIC ASSISTANCE	Grants to States for projects under Infrastructue also known as the Public Assistance Program
4173-HAZARD MITIGATION	Grants to States for projects under the Mitigation Program
CRISIS COUNSELING	Grants to States or to the National Institutes of Mental Health to assist disaster victims
DRC	Disaster Recovery Center for assisting disaster victims in applying for disaster assistance
JFO	Joint Field Office
MANUFACTURED HOUSING	Costs of setting up short term temporary housing for disaster victims including manufactured housing and pad setup
OFA	Other Federal Agency other than FEMA
PROGRAM CODE	Disaster Number
PROGRAM NAME	Identifies and groups costs associated with a specific FEMA Program
VENDOR ALPHA	Name of private company, OFA, or State/Local government with whom FEMA has contracted to provide commodities or services, or pay grants/awards

FINANCIAL INFORMATION TOOL
FOR HURRICANE KATRINA, RITA, & WILMA DECLARATIONS ONLY
VENDORS WITH CUMMULATIVE OBLIGATIONS GREATER THAN OR EQUAL TO \$50 MILLION IN DESCENDING ORDER BY OBLIGATIONS
AS OF 05-10-2006

VENDOR ALPHA	OBLIGATIONS	EXPENDITURES
LA OFFICE OF HOMELAND SECURITY	7,408,405,024.53	5,902,083,838.71
US ARMY CORPS OF ENGINEERS	4,928,337,515.87	406,182,654.62
MISSISSIPPI, STATE OF	2,267,099,841.09	1,674,584,213.76
DEPARTMENT OF DEFENSE	1,487,840,231.52	346,409,647.61
TX DEPARTMENT OF PUBLIC SAFETY	1,412,637,144.62	1,114,036,995.02
FLORIDA BUREAU OF DISASTER	1,318,873,417.31	807,184,971.21
FLUOR DANIEL INC	813,371,379.98	525,372,727.34
ENVIRONMENTAL PROTECTION AGENCY	763,213,137.00	9,165,563.52
GULF STREAM COACH, INC.	547,697,225.00	538,260,779.00
DEPARTMENT OF TRANSPORTATION	525,169,213.00	175,393,764.50
CORPORATE LODGING CONSULTANTS, INC.	522,193,600.00	385,264,774.91
BECHTEL NATIONAL, INC.	466,269,873.50	368,613,950.68
US COAST GUARD	442,418,501.00	11,353,911.32
SHAW ENVIRONMENTAL & INFRASTRUCTURE	418,613,869.50	271,607,354.00
US DEPARTMENT OF LABOR	414,526,637.00	414,219,575.44
USDA FOREST SERVICE	385,040,788.00	4,180,517.26
MORGAN BUILDINGS & SPAS, INC.	372,324,890.00	345,230,765.48
CH2M HILL CONSTRUCTORS, INC.	315,676,054.99	177,449,796.12
PRECISION HOMES	287,515,000.00	280,878,481.99
AMERICAN RED CROSS	285,294,800.00	248,948,173.63
DEPARTMENT OF HEALTH AND HUMAN SERVICES	273,783,677.27	16,103,750.17
AL EMERGENCY MANAGEMENT AGENCY	223,686,835.78	189,414,230.00
FEDERAL PROTECTIVE SERVICE/DHS	222,535,330.63	961,462.96
GENERAL SERVICES ADMINISTRATION	184,963,410.82	19,588,651.30
CLEARBROOK LLC	183,991,412.00	140,591,680.04
GBL'S	157,022,500.00	112,515,739.74
FEMA GROUP TRAVEL	147,488,901.17	128,089,838.02
PARTNERSHIP FOR RESPONSE & RECOVERY	145,845,219.75	101,064,867.33
CMH MANUFACTURING, INC.	138,967,578.79	117,882,565.79
NORTH AMERICAN CATASTROPHE SVCS INC	127,793,643.64	122,896,591.99
BOURGET'S OF THE SOUTH, LLC	119,499,655.60	119,499,655.60
NISTC	117,600,100.00	57,137,994.04
ALLTECH	113,709,059.60	87,777,082.94
EMERGENCY RESPONSE PROG MANAGEMENT	113,308,800.00	75,423,801.74
AMERICOLD LOGISTICS LLC	89,668,506.58	87,432,736.39
HOUSING & URBAN DEVELOPMENT	83,065,000.00	32,431,709.57
CHAMPION HOME BUILDERS CO	80,759,579.79	70,400,027.50
US BANK	72,226,927.04	29,768,499.00
CUSTOMS AND BORDER PROTECTION	61,373,389.00	6,795,166.08
U S DEPARTMENT OF JUSTICE	55,674,600.00	3,300,991.21
CITIBANK	55,640,502.39	52,843,243.87
Grand Total	28,151,122,773.76	15,578,342,741.40

FINANCIAL INFORMATION TOOL
FOR HURRICANE KATRINA, RITA, & WILMA DECLARATIONS ONLY
VENDORS WITH CUMMULATIVE OBLIGATIONS GREATER THAN OR EQUAL TO \$50 MILLION IN DESCENDING ORDER BY OBLIGATIONS
AS OF 05-10-2006

VENDOR ALPHA	PROGRAM NAME	PROG CODE	STATE NAME	EVENT NAME	OBLIGATIONS	EXPENDITURES	
LA OFFICE OF HOMELAND SECURITY	414X-HOUSING & OTHER NEEDS	1603DR	LOUISIANA	KATRINA	4,434,185,637.19	4,387,104,660.29	
		1607DR	LOUISIANA	RITA	503,385,852.36	500,944,164.14	
	416X-PUBLIC ASSISTANCE	1603DR	LOUISIANA	KATRINA	2,234,390,631.98	918,903,863.77	
		1607DR	LOUISIANA	RITA	221,332,976.00	87,802,611.93	
	4173-HAZARD MITIGATION	1603DR	LOUISIANA	KATRINA	2,468,240.00		
		1607DR	LOUISIANA	RITA	433,544.00		
	CRISIS COUNSELING	1603DR	LOUISIANA	KATRINA	12,208,143.00	7,328,538.58	
	LA OFFICE OF HOMELAND SECURITY Total					7,408,405,024.53	5,902,083,838.71
US ARMY CORPS OF ENGINEERS	2501-MISSIONS-FOS	1602DR	FLORIDA	KATRINA	335,000.00	36,684.52	
		1603DR	LOUISIANA	KATRINA	47,273,364.00	2,625,154.13	
		1604DR	MISSISSIPPI	KATRINA	454,590,739.91	57,407,836.23	
		1605DR	ALABAMA	KATRINA	30,300,000.00	11,005,562.37	
		1606DR	TEXAS	RITA	41,845,000.00	3,311,759.08	
		1607DR	LOUISIANA	RITA	2,825,000.00	250,681.90	
		1609DR	FLORIDA	WILMA	70,822,000.00	9,489,835.07	
		3213EM	MISSISSIPPI	KATRINA	160,561.11	56,404.93	
		3214EM	ALABAMA	KATRINA			
		3259EM	FLORIDA	RITA	155,000.00	24,459.06	
		3261EM	TEXAS	RITA	5,590,000.00	14,958.43	
		2507-MISSIONS-TA	1603DR	LOUISIANA	KATRINA	7,000,000.00	253,089.98
			1604DR	MISSISSIPPI	KATRINA	243,255.98	124,507.82
	1606DR		TEXAS	RITA	150,000.00	10,593.51	
	1607DR		LOUISIANA	RITA	1,000,000.00	57,352.50	
	1609DR		FLORIDA	WILMA	600,000.00	17,025.08	
	2508-MISSIONS-DFA	1603DR	LOUISIANA	KATRINA	2,070,992,000.00	55,003,922.57	
		1604DR	MISSISSIPPI	KATRINA	1,221,755,594.87	155,960,947.89	
		1605DR	ALABAMA	KATRINA	151,000,000.00	51,280,277.46	
		1606DR	TEXAS	RITA	213,350,000.00	7,644,745.51	
		1607DR	LOUISIANA	RITA	380,500,000.00	50,873,602.12	
		1609DR	FLORIDA	WILMA	222,350,000.00	733,254.46	
		3260EM	LOUISIANA	RITA			
		3261EM	TEXAS	RITA	5,000,000.00		
	25XX-OTHER SERVICES	1603DR	LOUISIANA	KATRINA	500,000.00		
	US ARMY CORPS OF ENGINEERS Total					4,928,337,515.87	406,182,654.62
	MISSISSIPPI, STATE OF	414X-HOUSING & OTHER NEEDS	1604DR	MISSISSIPPI	KATRINA	1,179,809,759.99	1,151,232,143.90
416X-PUBLIC ASSISTANCE		1604DR	MISSISSIPPI	KATRINA	1,078,912,917.10	520,105,585.86	
4173-HAZARD MITIGATION		1604DR	MISSISSIPPI	KATRINA	5,374,186.00	243,506.00	
CRISIS COUNSELING		1604DR	MISSISSIPPI	KATRINA	3,002,978.00	3,002,978.00	
MISSISSIPPI, STATE OF Total					2,267,099,841.09	1,674,584,213.76	
DEPARTMENT OF DEFENSE	2501-MISSIONS-FOS	1602DR	FLORIDA	KATRINA	100,000.00		
		1603DR	LOUISIANA	KATRINA	270,475,000.00	12,396,595.70	
		1604DR	MISSISSIPPI	KATRINA	770,180,208.70	232,669,512.69	
		1605DR	ALABAMA	KATRINA	2,510,000.00		
		1606DR	TEXAS	RITA	23,100,000.00		
		1607DR	LOUISIANA	RITA			
		1609DR	FLORIDA	WILMA	2,650,000.00		
		3212EM	LOUISIANA	KATRINA	250,000.00		
		3213EM	MISSISSIPPI	KATRINA	10,000.00	8,102.84	
		3214EM	ALABAMA	KATRINA			
		3216EM	TEXAS	KATRINA	20,000.00		
		3259EM	FLORIDA	RITA	255,000.00		
		3260EM	LOUISIANA	RITA			
		3261EM	TEXAS	RITA	11,315,000.00	3,190,786.76	

VENDOR ALPHA	PROGRAM NAME	PROG CODE	STATE NAME	EVENT NAME	OBLIGATIONS	EXPENDITURES	
	2507-MISSIONS-TA	1603DR	LOUISIANA	KATRINA	271,500.00		
	2508-MISSIONS-DFA	1603DR	LOUISIANA	KATRINA	24,812,000.00	1,120,667.00	
		1604DR	MISSISSIPPI	KATRINA	54,950,344.86	3,730,749.57	
		1606DR	TEXAS	RITA	2,810,000.00		
		1607DR	LOUISIANA	RITA	11,000,000.00	1,576,361.33	
		1609DR	FLORIDA	WILMA	900,000.00	6,276.58	
		3216EM	TEXAS	KATRINA			
	25XX-OTHER SERVICES	1603DR	LOUISIANA	KATRINA	16,082.04		
		1604DR	MISSISSIPPI	KATRINA	313,372.80	117,012.60	
		1605DR	ALABAMA	KATRINA	79,950.24		
	26XX-SUPPLIES & MATERIALS	1603DR	LOUISIANA	KATRINA	149,535,482.19	91,588,158.78	
		1604DR	MISSISSIPPI	KATRINA	90,958,532.13		
		1609DR	FLORIDA	WILMA	70,371,168.00		
	MANUFACTURED HOUSING	1603DR	LOUISIANA	KATRINA	451,276.92		
		1604DR	MISSISSIPPI	KATRINA	425,363.40	5,423.76	
		1606DR	TEXAS	RITA	79,950.24		
DEPARTMENT OF DEFENSE Total					1,487,840,231.52	346,409,647.61	
TX DEPARTMENT OF PUBLIC SAFETY	414X-HOUSING & OTHER NEEDS	1606DR	TEXAS	RITA	636,014,000.00	502,298,298.96	
	4154-OTHER NEEDS	1606DR	TEXAS	RITA	68,880,000.00	66,780,388.51	
	416X-PUBLIC ASSISTANCE	1606DR	TEXAS	RITA	249,437,262.82	177,609,808.73	
		3216EM	TEXAS	KATRINA	442,064,228.57	357,811,777.01	
		3261EM	TEXAS	RITA	5,368,733.23	5,135,868.62	
	4173-HAZARD MITIGATION	1606DR	TEXAS	RITA	583,932.00	14,070.40	
	CRISIS COUNSELING	1603DR	LOUISIANA	KATRINA	9,638,246.00	4,386,782.79	
		1606DR	TEXAS	RITA	650,742.00		
TX DEPARTMENT OF PUBLIC SAFETY Total					1,412,637,144.62	1,114,036,995.02	
FLORIDA BUREAU OF DISASTER	414X-HOUSING & OTHER NEEDS	1609DR	FLORIDA	WILMA	346,695,000.00	287,643,588.07	
	416X-PUBLIC ASSISTANCE	1602DR	FLORIDA	KATRINA	150,530,254.58	99,225,918.25	
		1609DR	FLORIDA	WILMA	800,518,764.89	410,573,987.38	
		3220EM	FLORIDA	KATRINA	7,845,818.93	242,323.16	
		3259EM	FLORIDA	RITA	8,590,345.63	4,958,755.75	
		1604DR	MISSISSIPPI	KATRINA	3,528,272.00	3,375,437.32	
	CRISIS COUNSELING	1609DR	FLORIDA	WILMA	1,164,961.28	1,164,961.28	
							1,318,873,417.31
FLORIDA BUREAU OF DISASTER Total							
FLUOR DANIEL INC	2594-INSPECTIONS PA TAC	1602DR	FLORIDA	KATRINA	2,800,000.00	1,867,130.52	
		1603DR	LOUISIANA	KATRINA	62,686,000.00	22,085,923.78	
		1604DR	MISSISSIPPI	KATRINA	28,550,000.00	12,972,109.99	
		1605DR	ALABAMA	KATRINA	570,000.00	311,151.39	
		1606DR	TEXAS	RITA	4,810,000.00	4,355,407.15	
		1607DR	LOUISIANA	RITA	4,915,000.00	1,664,873.25	
		1609DR	FLORIDA	WILMA	11,645,000.00	5,175,575.50	
		3216EM	TEXAS	KATRINA	2,250,000.00	1,427,439.65	
		MANUFACTURED HOUSING	1603DR	LOUISIANA	KATRINA	687,114,778.98	472,396,448.12
			1605DR	ALABAMA	KATRINA	1,816,792.00	1,155,968.58
	1606DR		TEXAS	RITA	4,701,226.00	1,639,473.31	
	1609DR	FLORIDA	WILMA	1,512,583.00	321,226.10		
	FLUOR DANIEL INC Total					813,371,379.98	525,372,727.34
ENVIRONMENTAL PROTECTION AGENCY	2501-MISSIONS-FOS	1602DR	FLORIDA	KATRINA	20,000.00		
		1603DR	LOUISIANA	KATRINA	22,517,000.00		
		1604DR	MISSISSIPPI	KATRINA	2,529,200.00	749,561.82	
		1605DR	ALABAMA	KATRINA	10,000.00	4,164.37	
		1606DR	TEXAS	RITA	10,000.00		
		1609DR	FLORIDA	WILMA	40,000.00	4,264.10	
		3213EM	MISSISSIPPI	KATRINA	10,000.00	6,188.73	
		3214EM	ALABAMA	KATRINA			
		3259EM	FLORIDA	RITA	10,000.00		
		3260EM	LOUISIANA	RITA	25,000.00		

VENDOR ALPHA	PROGRAM NAME	PROG CODE	STATE NAME	EVENT NAME	OBLIGATIONS	EXPENDITURES	
	2507-MISSIONS-TA	3261EM	TEXAS	RITA	5,000,000.00		
		1603DR	LOUISIANA	KATRINA	2,500,000.00		
		1604DR	MISSISSIPPI	KATRINA	12,300,000.00	1,543,422.91	
		1605DR	ALABAMA	KATRINA	3,000,000.00	119,628.12	
		1609DR	FLORIDA	WILMA	100,000.00	3,049.85	
	2508-MISSIONS-DFA	3214EM	ALABAMA	KATRINA			
		1603DR	LOUISIANA	KATRINA	197,000,000.00		
		1604DR	MISSISSIPPI	KATRINA	57,000,000.00	6,245,236.65	
		1605DR	ALABAMA	KATRINA	27,000,000.00	490,046.97	
		1607DR	LOUISIANA	RITA	39,500,000.00		
	25XX-OTHER SERVICES	1609DR	FLORIDA	WILMA	300,000.00		
		1603DR	LOUISIANA	KATRINA	258,065,898.00		
			1607DR	LOUISIANA	RITA	136,276,039.00	
	ENVIRONMENTAL PROTECTION AGENCY Total					763,213,137.00	9,165,563.52
GULF STREAM COACH, INC.	22XX-TRANSPORT OF THINGS	1603DR	LOUISIANA	KATRINA	26,319,725.00	17,228,213.00	
		1603DR	LOUISIANA	KATRINA	100,621,000.00	100,594,054.00	
	MANUFACTURED HOUSING	1604DR	MISSISSIPPI	KATRINA	73,885,500.00	73,879,325.00	
		1605DR	ALABAMA	KATRINA	346,871,000.00	346,559,187.00	
GULF STREAM COACH, INC. Total					547,697,225.00	538,260,779.00	
DEPARTMENT OF TRANSPORTATION	21XX-TRAVEL OF PEOPLE	1604DR	MISSISSIPPI	KATRINA			
	2501-MISSIONS-FOS	1602DR	FLORIDA	KATRINA	2,018,500.00	129,912.88	
		1603DR	LOUISIANA	KATRINA	71,193,000.00	2,375,167.46	
		1604DR	MISSISSIPPI	KATRINA	56,362,000.00	19,419,343.39	
		1605DR	ALABAMA	KATRINA	24,057,500.00	8,177,530.84	
		1606DR	TEXAS	RITA	30,331,000.00	14,547,615.67	
		1607DR	LOUISIANA	RITA	25,110,000.00	8,240,542.44	
		1609DR	FLORIDA	WILMA	35,258,000.00	44,305.88	
		3212EM	LOUISIANA	KATRINA	6,120,000.00	134,839.68	
		3213EM	MISSISSIPPI	KATRINA	35,000.00	16,073.98	
		3214EM	ALABAMA	KATRINA			
		3215EM	ARKANSAS	KATRINA	50,000.00		
		3216EM	TEXAS	KATRINA	650,000.00	632,825.82	
		3259EM	FLORIDA	RITA	10,000.00		
		3261EM	TEXAS	RITA	1,571,000.00	870,802.08	
		2507-MISSIONS-TA	1604DR	MISSISSIPPI	KATRINA	50,000.00	
	2508-MISSIONS-DFA	1603DR	LOUISIANA	KATRINA	256,000,000.00	119,013,761.49	
		1604DR	MISSISSIPPI	KATRINA	3,353,213.00		
		1607DR	LOUISIANA	RITA	10,000,000.00	490,697.23	
		3215EM	ARKANSAS	KATRINA	500,000.00		
3216EM		TEXAS	KATRINA	2,500,000.00	1,300,345.66		
		3260EM	LOUISIANA	RITA			
DEPARTMENT OF TRANSPORTATION Total					525,169,213.00	175,393,764.50	
CORPORATE LODGING CONSULTANTS, INC.	21XX-TRAVEL OF PEOPLE	1604DR	MISSISSIPPI	KATRINA	45,000.00	39,784.85	
	25XX-OTHER SERVICES	1603DR	LOUISIANA	KATRINA	227,989,384.00	181,647,867.87	
		1604DR	MISSISSIPPI	KATRINA	108,724,206.00	79,165,174.55	
		1605DR	ALABAMA	KATRINA	26,102,430.00	18,703,900.07	
		1606DR	TEXAS	RITA	90,560,262.00	63,428,228.19	
		1607DR	LOUISIANA	RITA	68,772,318.00	42,279,819.38	
		CORPORATE LODGING CONSULTANTS, INC. Total					522,193,600.00
BECHTEL NATIONAL, INC.	25XX-OTHER SERVICES	1604DR	MISSISSIPPI	KATRINA	8,116,537.50	4,360,940.65	
	MANUFACTURED HOUSING	1603DR	LOUISIANA	KATRINA	1,117,125.00		
		1604DR	MISSISSIPPI	KATRINA	457,036,211.00	364,253,010.03	
BECHTEL NATIONAL, INC. Total					466,269,873.50	368,613,950.68	
US COAST GUARD	2501-MISSIONS-FOS	1602DR	FLORIDA	KATRINA	1.00		
		1603DR	LOUISIANA	KATRINA	3,275,000.00		
		1604DR	MISSISSIPPI	KATRINA	13,970,000.00	44,415.83	
		1605DR	ALABAMA	KATRINA	2,275,000.00	147,241.63	
		1606DR	TEXAS	RITA	100,000.00		

VENDOR ALPHA	PROGRAM NAME	PROG CODE	STATE NAME	EVENT NAME	OBLIGATIONS	EXPENDITURES	
		1609DR	FLORIDA	WILMA	50,000.00		
		3214EM	ALABAMA	KATRINA			
		3259EM	FLORIDA	RITA	16,000.00		
		3260EM	LOUISIANA	RITA	25,000.00		
		3261EM	TEXAS	RITA	200,000.00		
		2507-MISSIONS-TA	1603DR	LOUISIANA	KATRINA	37,500.00	
		2508-MISSIONS-DFA	1603DR	LOUISIANA	KATRINA	165,000,000.00	11,162,253.86
			1604DR	MISSISSIPPI	KATRINA	231,000,000.00	
			1605DR	ALABAMA	KATRINA		
			1606DR	TEXAS	RITA	8,000,000.00	
	1607DR	LOUISIANA	RITA	18,400,000.00			
	1609DR	FLORIDA	WILMA	70,000.00			
US COAST GUARD Total					442,418,501.00	11,353,911.32	
SHAW ENVIRONMENTAL & INFRASTRUCTURE	MANUFACTURED HOUSING	1603DR	LOUISIANA	KATRINA	383,875,331.50	248,165,190.30	
		1604DR	MISSISSIPPI	KATRINA	2,756,363.00	1,446,033.17	
		1605DR	ALABAMA	KATRINA	9,949,690.00	4,563,813.19	
		1606DR	TEXAS	RITA	20,528,590.00	16,174,672.23	
		1607DR	LOUISIANA	RITA	1,503,895.00	1,257,645.11	
SHAW ENVIRONMENTAL & INFRASTRUCTURE Total					418,613,869.50	271,607,354.00	
US DEPARTMENT OF LABOR	2501-MISSIONS-FOS	1603DR	LOUISIANA	KATRINA			
		1604DR	MISSISSIPPI	KATRINA	325,000.00	17,938.44	
	2503-UNEMPLOYMENT	1603DR	LOUISIANA	KATRINA	300,039,802.00	300,039,802.00	
		1604DR	MISSISSIPPI	KATRINA	85,950,000.00	85,950,000.00	
		1605DR	ALABAMA	KATRINA	1,372,364.00	1,372,364.00	
		1606DR	TEXAS	RITA	9,759,933.00	9,759,933.00	
		1607DR	LOUISIANA	RITA	11,309,413.00	11,309,413.00	
		1609DR	FLORIDA	WILMA	5,770,125.00	5,770,125.00	
US DEPARTMENT OF LABOR Total					414,526,637.00	414,219,575.44	
USDA FOREST SERVICE	2501-MISSIONS-FOS	1602DR	FLORIDA	KATRINA	735,000.00		
		1603DR	LOUISIANA	KATRINA	139,776,000.00	4,175,267.31	
		1604DR	MISSISSIPPI	KATRINA	8,607,000.00		
		1605DR	ALABAMA	KATRINA	1,280,000.00		
		1606DR	TEXAS	RITA	124,330,000.00		
		1609DR	FLORIDA	WILMA	5,910,000.00		
		3213EM	MISSISSIPPI	KATRINA	80,288.00		
		3214EM	ALABAMA	KATRINA			
		3216EM	TEXAS	KATRINA	5,000.00	2,655.53	
		3217EM	TENNESSEE	KATRINA			
		3218EM	GEORGIA	KATRINA			
		3222EM	NORTH CAROLINA	KATRINA			
		3231EM	KENTUCKY	KATRINA			
		3233EM	SOUTH CAROLINA	KATRINA			
		3241EM	ARIZONA	KATRINA	2,000,000.00	1,962.98	
		3259EM	FLORIDA	RITA	740,000.00		
	3261EM	TEXAS	RITA	21,155,000.00			
	2507-MISSIONS-TA	1602DR	FLORIDA	KATRINA	10,000.00		
		1604DR	MISSISSIPPI	KATRINA	62,500.00		
	2508-MISSIONS-DFA	1603DR	LOUISIANA	KATRINA	10,000,000.00		
		1604DR	MISSISSIPPI	KATRINA	6,700,000.00	631.44	
		1606DR	TEXAS	RITA	650,000.00		
		1607DR	LOUISIANA	RITA	40,500,000.00		
3216EM		TEXAS	KATRINA	22,500,000.00			
USDA FOREST SERVICE Total					385,040,788.00	4,180,517.26	
MORGAN BUILDINGS & SPAS, INC.	25XX-OTHER SERVICES	1606DR	TEXAS	RITA	14,996.00	14,996.00	
	31XX-EQUIPMENT	1603DR	LOUISIANA	KATRINA	125,000.00	125,000.00	
	MANUFACTURED HOUSING	1603DR	LOUISIANA	KATRINA	114,362,394.00	87,268,269.48	
		1604DR	MISSISSIPPI	KATRINA	26,122,500.00	26,122,500.00	
		1605DR	ALABAMA	KATRINA	231,700,000.00	231,700,000.00	

VENDOR ALPHA	PROGRAM NAME	PROG CODE	STATE NAME	EVENT NAME	OBLIGATIONS	EXPENDITURES
MORGAN BUILDINGS & SPAS, INC. Total					372,324,890.00	345,230,765.48
CH2M HILL CONSTRUCTORS, INC.	2507-MISSIONS-TA	1604DR	MISSISSIPPI	KATRINA		
	2592-INSPECTIONS IHP/IFG	1604DR	MISSISSIPPI	KATRINA	1,665,499.84	191,922.91
	MANUFACTURED HOUSING	1603DR	LOUISIANA	KATRINA	171,422,486.95	108,059,635.54
		1604DR	MISSISSIPPI	KATRINA	72,930,889.99	31,190,345.21
		1605DR	ALABAMA	KATRINA	35,375,365.27	22,344,087.87
	1606DR	TEXAS	RITA	34,281,812.94	15,663,804.59	
CH2M HILL CONSTRUCTORS, INC. Total					315,676,054.99	177,449,796.12
PRECISION HOMES	MANUFACTURED HOUSING	1603DR	LOUISIANA	KATRINA	125,000,000.00	125,000,000.00
		1605DR	ALABAMA	KATRINA	162,515,000.00	155,878,481.99
PRECISION HOMES Total					287,515,000.00	280,878,481.99
AMERICAN RED CROSS	2501-MISSIONS-FOS	1603DR	LOUISIANA	KATRINA	50,000.00	11,159.43
		1606DR	TEXAS	RITA	30,000.00	
		3232EM	MISSOURI	KATRINA	5,000.00	
		3261EM	TEXAS	RITA	10,000.00	
	25XX-OTHER SERVICES	1603DR	LOUISIANA	KATRINA	125,400,000.00	110,000,000.00
		1604DR	MISSISSIPPI	KATRINA	59,850,000.00	52,500,000.00
		1605DR	ALABAMA	KATRINA	14,250,000.00	12,500,000.00
		1606DR	TEXAS	RITA	48,450,000.00	41,437,014.20
		1607DR	LOUISIANA	RITA	37,050,000.00	32,500,000.00
	31XX-EQUIPMENT	1604DR	MISSISSIPPI	KATRINA	199,800.00	
	AMERICAN RED CROSS Total					285,294,800.00
DEPARTMENT OF HEALTH AND HUMAN SERVICES	2501-MISSIONS-FOS	1602DR	FLORIDA	KATRINA	365,000.00	
		1603DR	LOUISIANA	KATRINA	515,000.00	
		1604DR	MISSISSIPPI	KATRINA	695,000.00	
		1605DR	ALABAMA	KATRINA	50,000.00	
		1606DR	TEXAS	RITA	23,000,000.00	
		1609DR	FLORIDA	WILMA	1,230,000.00	
		3213EM	MISSISSIPPI	KATRINA	50,000.00	
		3214EM	ALABAMA	KATRINA		
		3215EM	ARKANSAS	KATRINA	10,000.00	
		3216EM	TEXAS	KATRINA	80,000.00	
		3217EM	TENNESSEE	KATRINA	2,000.00	
		3218EM	GEORGIA	KATRINA	52,000.00	
		3222EM	NORTH CAROLINA	KATRINA	2,000.00	
		3231EM	KENTUCKY	KATRINA	2,000.00	
		3233EM	SOUTH CAROLINA	KATRINA	2,000.00	
		3259EM	FLORIDA	RITA	10,000.00	
	3261EM	TEXAS	RITA	40,180,000.00		
	2507-MISSIONS-TA	1603DR	LOUISIANA	KATRINA	30,000.00	
		1604DR	MISSISSIPPI	KATRINA	207,500.00	
		3217EM	TENNESSEE	KATRINA	5,000.00	
	2508-MISSIONS-DFA	1603DR	LOUISIANA	KATRINA	81,649,806.27	
		1604DR	MISSISSIPPI	KATRINA	64,815,500.00	
		1605DR	ALABAMA	KATRINA		
		1607DR	LOUISIANA	RITA	20,100,000.00	
		1609DR	FLORIDA	WILMA	8,165,000.00	
		3215EM	ARKANSAS	KATRINA	3,000,000.00	
		3216EM	TEXAS	KATRINA	10,050,000.00	
		3237EM	ALABAMA	KATRINA	1,000,000.00	
		3260EM	LOUISIANA	RITA		
		25XX-OTHER SERVICES	1604DR	MISSISSIPPI	KATRINA	2,909,940.00
	1605DR		ALABAMA	KATRINA	205,500.00	9,118.61
	1606DR		TEXAS	RITA	400,000.00	
	1609DR		FLORIDA	WILMA	10,000.00	
	26XX-SUPPLIES & MATERIALS	1604DR	MISSISSIPPI	KATRINA	3,050,000.00	3,000,000.00
	CRISIS COUNSELING	1604DR	MISSISSIPPI	KATRINA	6,658,389.00	6,658,389.00
		1605DR	ALABAMA	KATRINA	488,246.00	488,246.00

VENDOR ALPHA	PROGRAM NAME	PROG CODE	STATE NAME	EVENT NAME	OBLIGATIONS	EXPENDITURES
		1606DR	TEXAS	RITA	1,546,988.00	
		1609DR	FLORIDA	WILMA	3,246,808.00	3,246,808.00
DEPARTMENT OF HEALTH AND HUMAN SERVICES Total					273,783,677.27	16,103,750.17
AL EMERGENCY MANAGEMENT AGENCY	414X-HOUSING & OTHER NEEDS	1605DR	ALABAMA	KATRINA	120,602,026.36	117,519,795.49
	416X-PUBLIC ASSISTANCE	1605DR	ALABAMA	KATRINA	97,214,559.40	68,568,213.48
		3237EM	ALABAMA	KATRINA	2,019,062.02	1,833,459.96
	CRISIS COUNSELING	1605DR	ALABAMA	KATRINA	3,851,188.00	1,492,761.07
AL EMERGENCY MANAGEMENT AGENCY Total					223,686,835.78	189,414,230.00
FEDERAL PROTECTIVE SERVICE/DHS	2501-MISSIONS-FOS	1603DR	LOUISIANA	KATRINA	132,651,820.00	619,180.47
		1604DR	MISSISSIPPI	KATRINA	28,452,766.73	252,566.50
		1605DR	ALABAMA	KATRINA	5,452,500.00	54,484.91
		1606DR	TEXAS	RITA	6,970,000.00	
		1607DR	LOUISIANA	RITA	5,000,000.00	
		1609DR	FLORIDA	WILMA	30,371,511.90	
		3213EM	MISSISSIPPI	KATRINA	188,608.00	
		3214EM	ALABAMA	KATRINA	31,478.00	
		3215EM	ARKANSAS	KATRINA	460,000.00	
		3216EM	TEXAS	KATRINA	6,000,000.00	
		3259EM	FLORIDA	RITA	10,000.00	
		3260EM	LOUISIANA	RITA	125,000.00	
		3261EM	TEXAS	RITA	100,000.00	
	2507-MISSIONS-TA	1603DR	LOUISIANA	KATRINA		
	2508-MISSIONS-DFA	1603DR	LOUISIANA	KATRINA		
		1604DR	MISSISSIPPI	KATRINA	700,000.00	35,231.08
		1609DR	FLORIDA	WILMA	150,000.00	
		3260EM	LOUISIANA	RITA	100,000.00	
	25XX-OTHER SERVICES	1602DR	FLORIDA	KATRINA	5,616,000.00	
		1603DR	LOUISIANA	KATRINA	70,272.00	
		1604DR	MISSISSIPPI	KATRINA	15,102.00	
		1605DR	ALABAMA	KATRINA	70,272.00	
FEDERAL PROTECTIVE SERVICE/DHS Total					222,535,330.63	961,462.96
GENERAL SERVICES ADMINISTRATION	21XX-TRAVEL OF PEOPLE	1604DR	MISSISSIPPI	KATRINA	32,208.00	
	22XX-TRANSPORT OF THINGS	1602DR	FLORIDA	KATRINA	20,000.00	2,612.05
		1603DR	LOUISIANA	KATRINA	4,240,000.00	88,559.68
		1604DR	MISSISSIPPI	KATRINA	640,000.00	104,139.20
		1605DR	ALABAMA	KATRINA	401,600.00	15,417.97
		1606DR	TEXAS	RITA	80,000.00	8,700.95
		1607DR	LOUISIANA	RITA	2,000.00	210.86
		1609DR	FLORIDA	WILMA	400,000.00	19,982.22
		3215EM	ARKANSAS	KATRINA	25.38	25.38
		3216EM	TEXAS	KATRINA	4,446.27	4,446.27
		3224EM	COLORADO	KATRINA	16.21	
	23XX-RENT, COMM, UTILITIES	1602DR	FLORIDA	KATRINA	300,000.00	300,000.00
		1603DR	LOUISIANA	KATRINA	5,294,706.00	4,657,456.00
		1604DR	MISSISSIPPI	KATRINA	7,744,451.00	2,379,451.00
		1605DR	ALABAMA	KATRINA	643,984.00	643,983.97
		1606DR	TEXAS	RITA	2,289,430.00	2,289,430.00
		1607DR	LOUISIANA	RITA	1,403,062.00	1,403,062.00
		1609DR	FLORIDA	WILMA	2,308,616.00	2,240,652.13
		3214EM	ALABAMA	KATRINA	30,000.00	30,000.00
	2501-MISSIONS-FOS	1602DR	FLORIDA	KATRINA	165,000.00	
		1603DR	LOUISIANA	KATRINA	6,705,000.00	167,245.49
		1604DR	MISSISSIPPI	KATRINA	62,533,268.36	267,729.12
		1605DR	ALABAMA	KATRINA	11,333,000.00	
		1606DR	TEXAS	RITA	370,000.00	
		1607DR	LOUISIANA	RITA	5,502,685.00	
		1609DR	FLORIDA	WILMA	170,000.00	3,334.32
		3212EM	LOUISIANA	KATRINA		

VENDOR ALPHA	PROGRAM NAME	PROG CODE	STATE NAME	EVENT NAME	OBLIGATIONS	EXPENDITURES
		3213EM	MISSISSIPPI	KATRINA	1,770,000.00	6,790.54
		3214EM	ALABAMA	KATRINA		
		3215EM	ARKANSAS	KATRINA	60,000.00	7,451.56
		3216EM	TEXAS	KATRINA	285,000.00	7,872.19
		3224EM	COLORADO	KATRINA		
		3259EM	FLORIDA	RITA	10,000.00	
	2508-MISSIONS-DFA	3261EM	TEXAS	RITA	520,000.00	
		1603DR	LOUISIANA	KATRINA	1,000,000.00	
		1604DR	MISSISSIPPI	KATRINA		
		1609DR	FLORIDA	WILMA		
		3212EM	LOUISIANA	KATRINA	1,500,000.00	
		3223EM	UTAH	KATRINA		
	25XX-OTHER SERVICES	1603DR	LOUISIANA	KATRINA	8,509,000.00	1,853,527.06
		1604DR	MISSISSIPPI	KATRINA	53,360,859.15	3,022,876.88
		1605DR	ALABAMA	KATRINA	146,000.00	
		1609DR	FLORIDA	WILMA	5,128,000.00	34,024.00
	26XX-SUPPLIES & MATERIALS	1603DR	LOUISIANA	KATRINA	1,053.45	
		1604DR	MISSISSIPPI	KATRINA	60,000.00	29,670.46
GENERAL SERVICES ADMINISTRATION Total					184,963,410.82	19,588,651.30
CLEARBROOK LLC	23XX-RENT, COMM, UTILITIES	1603DR	LOUISIANA	KATRINA	21,724,500.00	19,882,299.83
	25XX-OTHER SERVICES	1603DR	LOUISIANA	KATRINA	43,720,240.00	4,825,063.81
	26XX-SUPPLIES & MATERIALS	1607DR	LOUISIANA	RITA	8,390,250.00	8,189,240.40
	31XX-EQUIPMENT	1603DR	LOUISIANA	KATRINA	8,289,596.00	8,289,596.00
	32XX-LAND & STRUCTURES	1603DR	LOUISIANA	KATRINA	4,559,846.00	2,098,500.00
	MANUFACTURED HOUSING	1603DR	LOUISIANA	KATRINA	97,306,980.00	97,306,980.00
CLEARBROOK LLC Total					183,991,412.00	140,591,680.04
GBL'S	22XX-TRANSPORT OF THINGS	1602DR	FLORIDA	KATRINA	500,000.00	34,873.16
		1603DR	LOUISIANA	KATRINA	106,000,000.00	84,667,903.62
		1604DR	MISSISSIPPI	KATRINA	26,030,000.00	19,763,338.46
		1605DR	ALABAMA	KATRINA	10,040,000.00	3,906,589.81
		1606DR	TEXAS	RITA	2,250,000.00	1,667,051.30
		1607DR	LOUISIANA	RITA	200,000.00	127,093.76
		1609DR	FLORIDA	WILMA	12,000,000.00	2,348,889.63
	25XX-OTHER SERVICES	1603DR	LOUISIANA	KATRINA	2,500.00	
GBL'S Total					157,022,500.00	112,515,739.74
FEMA GROUP TRAVEL	21XX-TRAVEL OF PEOPLE	1602DR	FLORIDA	KATRINA	2,063,994.12	1,729,766.61
		1603DR	LOUISIANA	KATRINA	46,817,034.38	45,419,004.75
		1604DR	MISSISSIPPI	KATRINA	45,045,571.25	30,856,165.47
		1605DR	ALABAMA	KATRINA	10,689,014.53	9,208,265.69
		1606DR	TEXAS	RITA	21,704,215.53	20,875,576.13
		1607DR	LOUISIANA	RITA	2,338,157.96	2,175,990.61
		1609DR	FLORIDA	WILMA	12,004,650.00	11,735,065.83
		3212EM	LOUISIANA	KATRINA	5,559.37	5,559.37
		3215EM	ARKANSAS	KATRINA	1,567,159.35	1,492,686.20
		3216EM	TEXAS	KATRINA	3,076,322.65	2,814,540.41
		3217EM	TENNESSEE	KATRINA	67,982.84	67,982.84
		3218EM	GEORGIA	KATRINA	767.15	767.15
		3219EM	OKLAHOMA	KATRINA	88,459.16	75,854.98
		3221EM	WEST VIRGINIA	KATRINA	26,021.70	26,021.70
		3223EM	UTAH	KATRINA	36,680.64	25,635.05
		3224EM	COLORADO	KATRINA	102,485.22	100,668.96
		3225EM	MICHIGAN	KATRINA	175,000.00	115,084.56
		3226EM	DISTRICT OF COLUMBIA	KATRINA	38,622.50	38,622.50
		3227EM	WASHINGTON	KATRINA	98,897.12	69,814.99
		3228EM	OREGON	KATRINA	20,421.63	13,458.82
		3229EM	NEW MEXICO	KATRINA	44,429.60	40,759.31
		3230EM	ILLINOIS	KATRINA	20,630.40	13,398.70
		3231EM	KENTUCKY	KATRINA	7,960.79	7,960.79

VENDOR ALPHA	PROGRAM NAME	PROG CODE	STATE NAME	EVENT NAME	OBLIGATIONS	EXPENDITURES
		3232EM	MISSOURI	KATRINA	213,804.50	207,237.10
		3233EM	SOUTH CAROLINA	KATRINA	40,089.27	40,089.27
		3234EM	SOUTH DAKOTA	KATRINA	8,872.00	5,135.36
		3235EM	PENNSYLVANIA	KATRINA	82,931.06	78,931.06
		3236EM	KANSAS	KATRINA	186.90	186.90
		3238EM	INDIANA	KATRINA		
		3239EM	IOWA	KATRINA	4,927.66	4,927.66
		3240EM	VIRGINIA	KATRINA	7,659.06	7,659.06
		3241EM	ARIZONA	KATRINA	156,086.29	132,967.11
		3242EM	MINNESOTA	KATRINA		
		3243EM	NEVADA	KATRINA	174,136.15	158,274.28
		3244EM	IDAHO	KATRINA	3,603.26	3,603.26
		3245EM	NEBRASKA	KATRINA	1,301.61	1,301.61
		3246EM	CONNECTICUT	KATRINA	19,927.66	6,209.38
		3247EM	NORTH DAKOTA	KATRINA	15,599.78	15,492.46
		3248EM	CALIFORNIA	KATRINA	306,362.04	267,551.75
		3249EM	WISCONSIN	KATRINA		
		3250EM	OHIO	KATRINA		
		3251EM	MARYLAND	KATRINA	52,711.86	52,711.86
		3252EM	MASSACHUSETTS	KATRINA	110,165.65	83,080.22
		3253EM	MONTANA	KATRINA	7,363.50	4,524.11
		3255EM	RHODE ISLAND	KATRINA	13,791.99	7,916.15
		3256EM	MAINE	KATRINA	6,000.00	
		3257EM	NEW JERSEY	KATRINA	2,366.13	1,773.59
		3258EM	NEW HAMPSHIRE	KATRINA	6,000.00	91.71
		3259EM	FLORIDA	RITA	25,059.98	25,059.98
		3261EM	TEXAS	RITA	13,237.61	13,237.61
		3262EM	NEW YORK	KATRINA	68,300.00	62,845.79
		3263EM	DELAWARE	KATRINA	379.32	379.32
	MANUFACTURED HOUSING	1603DR	LOUISIANA	KATRINA	108,000.00	
FEMA GROUP TRAVEL Total					147,488,901.17	128,089,838.02
PARTNERSHIP FOR RESPONSE & RECOVERY	2592-INSPECTIONS IHP/IFG	1603DR	LOUISIANA	KATRINA	52,178,260.32	34,313,274.14
		1604DR	MISSISSIPPI	KATRINA	51,656,956.48	35,805,525.04
		1606DR	TEXAS	RITA	495,566.55	495,566.55
		1607DR	LOUISIANA	RITA	15,225,791.28	10,503,863.82
		1609DR	FLORIDA	WILMA	26,288,645.12	19,946,637.78
	25XX-OTHER SERVICES	1603DR	LOUISIANA	KATRINA		
PARTNERSHIP FOR RESPONSE & RECOVERY Total					145,845,219.75	101,064,867.33
CMH MANUFACTURING, INC.	MANUFACTURED HOUSING	1603DR	LOUISIANA	KATRINA	69,790,000.00	48,707,987.00
		1604DR	MISSISSIPPI	KATRINA	69,177,578.79	69,174,578.79
CMH MANUFACTURING, INC. Total					138,967,578.79	117,882,565.79
NORTH AMERICAN CATASTROPHE SVCS INC	MANUFACTURED HOUSING	1603DR	LOUISIANA	KATRINA	69,609,249.64	68,223,975.93
		1605DR	ALABAMA	KATRINA	53,989,838.00	50,478,060.06
		1609DR	FLORIDA	WILMA	4,194,556.00	4,194,556.00
NORTH AMERICAN CATASTROPHE SVCS INC Total					127,793,643.64	122,896,591.99
BOURGET'S OF THE SOUTH, LLC	MANUFACTURED HOUSING	1603DR	LOUISIANA	KATRINA	7,355,005.60	7,355,005.60
		1605DR	ALABAMA	KATRINA	112,144,650.00	112,144,650.00
BOURGET'S OF THE SOUTH, LLC Total					119,499,655.60	119,499,655.60
NISTC	2594-INSPECTIONS PA TAC	1602DR	FLORIDA	KATRINA	4,024,400.00	3,596,491.98
		1603DR	LOUISIANA	KATRINA	64,641,600.00	31,831,858.40
		1604DR	MISSISSIPPI	KATRINA	31,460,300.00	14,555,350.71
		1605DR	ALABAMA	KATRINA	878,600.00	656,052.35
		1606DR	TEXAS	RITA	3,729,300.00	1,452,608.02
		1609DR	FLORIDA	WILMA	12,526,800.00	4,935,798.94
		3240EM	VIRGINIA	KATRINA	339,100.00	109,833.64
NISTC Total					117,600,100.00	57,137,994.04
ALLTECH	2592-INSPECTIONS IHP/IFG	1603DR	LOUISIANA	KATRINA	37,059,872.96	29,026,668.65
		1605DR	ALABAMA	KATRINA	8,123,500.00	7,016,193.10

VENDOR ALPHA	PROGRAM NAME	PROG CODE	STATE NAME	EVENT NAME	OBLIGATIONS	EXPENDITURES
		1606DR	TEXAS	RITA	37,166,430.64	25,421,459.35
		1607DR	LOUISIANA	RITA	13,293,000.00	9,612,242.15
		1609DR	FLORIDA	WILMA	18,066,256.00	16,700,519.69
ALLTECH Total					113,709,059.60	87,777,082.94
EMERGENCY RESPONSE PROG MANAGEMENT	2594-INSPECTIONS PA TAC	1602DR	FLORIDA	KATRINA	1,360,000.00	1,350,159.78
		1603DR	LOUISIANA	KATRINA	72,644,200.00	47,347,867.46
		1604DR	MISSISSIPPI	KATRINA	21,111,400.00	14,531,470.14
		1606DR	TEXAS	RITA	3,391,100.00	2,336,970.85
		1609DR	FLORIDA	WILMA	11,123,500.00	7,439,793.83
		3215EM	ARKANSAS	KATRINA	1,583,900.00	1,119,759.63
		3216EM	TEXAS	KATRINA	1,954,900.00	1,218,312.87
		3229EM	NEW MEXICO	KATRINA	139,800.00	79,467.18
EMERGENCY RESPONSE PROG MANAGEMENT Total					113,308,800.00	75,423,801.74
AMERICOLD LOGISTICS LLC	22XX-TRANSPORT OF THINGS	1603DR	LOUISIANA	KATRINA	6,000,000.00	6,000,000.00
		1604DR	MISSISSIPPI	KATRINA	25,168,506.58	25,000,000.00
	25XX-OTHER SERVICES	1603DR	LOUISIANA	KATRINA	8,500,000.00	6,467,447.98
		1604DR	MISSISSIPPI	KATRINA	50,000,000.00	49,965,288.41
AMERICOLD LOGISTICS LLC Total					89,668,506.58	87,432,736.39
HOUSING & URBAN DEVELOPMENT	2501-MISSIONS-FOS	1603DR	LOUISIANA	KATRINA	3,695,000.00	872,237.57
		1604DR	MISSISSIPPI	KATRINA	150,000.00	2,680.00
		1605DR	ALABAMA	KATRINA		
		1606DR	TEXAS	RITA	120,000.00	
		3216EM	TEXAS	KATRINA	100,000.00	
	2508-MISSIONS-DFA	1603DR	LOUISIANA	KATRINA	79,000,000.00	31,556,792.00
HOUSING & URBAN DEVELOPMENT Total					83,065,000.00	32,431,709.57
CHAMPION HOME BUILDERS CO	MANUFACTURED HOUSING	1603DR	LOUISIANA	KATRINA	80,759,579.79	70,400,027.50
CHAMPION HOME BUILDERS CO Total					80,759,579.79	70,400,027.50
US BANK	21XX-TRAVEL OF PEOPLE	1603DR	LOUISIANA	KATRINA	40,950.00	18,647.49
		1604DR	MISSISSIPPI	KATRINA	43,898.90	3,226.41
		1605DR	ALABAMA	KATRINA	22,000.00	3,561.05
		1606DR	TEXAS	RITA	400,000.00	
		1607DR	LOUISIANA	RITA	30,000.00	19,813.91
		1609DR	FLORIDA	WILMA	53,500.00	1,003.25
		3215EM	ARKANSAS	KATRINA	1,000.00	
	22XX-TRANSPORT OF THINGS	1602DR	FLORIDA	KATRINA	5,000.00	140.00
		1603DR	LOUISIANA	KATRINA	40,560.43	100.00
		1604DR	MISSISSIPPI	KATRINA	6,100.00	696.00
		1605DR	ALABAMA	KATRINA	500.00	431.00
		1606DR	TEXAS	RITA	25,000.00	1,264.35
		1609DR	FLORIDA	WILMA		
		3215EM	ARKANSAS	KATRINA	8,600.00	2,420.00
		3216EM	TEXAS	KATRINA	10,000.00	1,950.60
	23XX-RENT, COMM, UTILITIES	1602DR	FLORIDA	KATRINA	1,600.00	1,510.00
		1603DR	LOUISIANA	KATRINA	1,512,690.00	333,368.15
		1604DR	MISSISSIPPI	KATRINA	313,596.79	139,813.11
		1605DR	ALABAMA	KATRINA	34,000.00	21,505.00
		1606DR	TEXAS	RITA	76,513.22	18,954.74
		1607DR	LOUISIANA	RITA	506,400.00	12,522.00
		1609DR	FLORIDA	WILMA	47,959.00	12,841.29
		3215EM	ARKANSAS	KATRINA	7,391.50	2,791.50
		3216EM	TEXAS	KATRINA	8,787.50	4,546.11
		3219EM	OKLAHOMA	KATRINA		
		3229EM	NEW MEXICO	KATRINA		
		3261EM	TEXAS	RITA	50,000.00	4,733.42
	24XX-PRINT & REPRO	1602DR	FLORIDA	KATRINA	10,500.00	
		1603DR	LOUISIANA	KATRINA	461,724.38	27,813.29
		1604DR	MISSISSIPPI	KATRINA	835,525.05	334,905.72
		1605DR	ALABAMA	KATRINA	174,892.00	83,531.27

VENDOR ALPHA	PROGRAM NAME	PROG CODE	STATE NAME	EVENT NAME	OBLIGATIONS	EXPENDITURES	
		1606DR	TEXAS	RITA	336,842.26	149,894.05	
		1607DR	LOUISIANA	RITA	234,000.00	70,837.57	
		1609DR	FLORIDA	WILMA	88,321.80	31,576.95	
		3215EM	ARKANSAS	KATRINA	2,779.05	2,234.46	
		3216EM	TEXAS	KATRINA	31,554.44	23,596.04	
		3219EM	OKLAHOMA	KATRINA	755.65	755.65	
		3229EM	NEW MEXICO	KATRINA	36.64	36.64	
		3261EM	TEXAS	RITA	20,000.00	20,000.00	
		25XX-OTHER SERVICES	1602DR	FLORIDA	KATRINA	10,000.00	4,304.18
			1603DR	LOUISIANA	KATRINA	3,453,853.88	1,385,760.55
			1604DR	MISSISSIPPI	KATRINA	1,214,033.82	717,842.22
			1605DR	ALABAMA	KATRINA	175,571.93	50,330.93
			1606DR	TEXAS	RITA	290,606.87	109,038.45
			1607DR	LOUISIANA	RITA	872,162.58	31,979.24
	1609DR		FLORIDA	WILMA	154,157.46	29,675.99	
	3215EM		ARKANSAS	KATRINA	2,795.00	1,125.00	
	3216EM		TEXAS	KATRINA	15,425.96	11,537.29	
	3219EM		OKLAHOMA	KATRINA			
	3229EM		NEW MEXICO	KATRINA			
	3261EM		TEXAS	RITA	50,000.00	590.39	
	26XX-SUPPLIES & MATERIALS		1602DR	FLORIDA	KATRINA	77,560.70	37,991.05
			1603DR	LOUISIANA	KATRINA	20,624,577.48	6,565,200.51
		1604DR	MISSISSIPPI	KATRINA	9,203,173.27	5,455,252.40	
		1605DR	ALABAMA	KATRINA	2,964,387.40	1,876,612.40	
		1606DR	TEXAS	RITA	1,892,539.57	753,385.94	
		1607DR	LOUISIANA	RITA	7,069,616.44	2,803,094.05	
		1609DR	FLORIDA	WILMA	852,622.85	444,155.91	
		3212EM	LOUISIANA	KATRINA	2,000.00	1,284.11	
		3215EM	ARKANSAS	KATRINA	79,640.53	50,873.89	
		3216EM	TEXAS	KATRINA	271,829.53	197,038.79	
		3219EM	OKLAHOMA	KATRINA			
		3221EM	WEST VIRGINIA	KATRINA	94.45	94.45	
		3223EM	UTAH	KATRINA	4,000.00		
		3224EM	COLORADO	KATRINA	4,000.00	1,729.21	
		3225EM	MICHIGAN	KATRINA	2,000.00	711.67	
		3227EM	WASHINGTON	KATRINA	112.64	112.64	
		3229EM	NEW MEXICO	KATRINA	115.74	15.74	
		3232EM	MISSOURI	KATRINA	5,000.00	4,328.05	
		3261EM	TEXAS	RITA	135,500.00	22,851.20	
		31XX-EQUIPMENT	1602DR	FLORIDA	KATRINA	89,500.00	26,622.00
	1603DR		LOUISIANA	KATRINA	7,815,918.03	2,711,048.06	
	1604DR		MISSISSIPPI	KATRINA	5,844,476.98	4,184,336.16	
	1605DR		ALABAMA	KATRINA	913,842.31	551,948.79	
	1606DR		TEXAS	RITA	458,508.30	102,585.62	
	1607DR		LOUISIANA	RITA	1,776,743.79	53,347.55	
	1609DR		FLORIDA	WILMA	170,500.00	38,094.39	
	3215EM		ARKANSAS	KATRINA	17,279.02	9,741.91	
	3216EM		TEXAS	KATRINA	113,301.90	90,591.92	
	3219EM		OKLAHOMA	KATRINA			
	3229EM		NEW MEXICO	KATRINA			
	3261EM		TEXAS	RITA	90,000.00	38,375.82	
	MANUFACTURED HOUSING		1603DR	LOUISIANA	KATRINA	50,000.00	37,369.51
			1604DR	MISSISSIPPI	KATRINA	16,500.00	16,500.00
			1607DR	LOUISIANA	RITA		
	US BANK Total						72,226,927.04
	CUSTOMS AND BORDER PROTECTION	2501-MISSIONS-FOS	1602DR	FLORIDA	KATRINA	11,447,424.00	6,226,283.63
			1603DR	LOUISIANA	KATRINA	28,410,525.00	
			1604DR	MISSISSIPPI	KATRINA	8,517,200.00	266,152.45



VENDOR ALPHA	PROGRAM NAME	PROG CODE	STATE NAME	EVENT NAME	OBLIGATIONS	EXPENDITURES	
	2508-MISSIONS-DFA 26XX-SUPPLIES & MATERIALS	3216EM	TEXAS	KATRINA	500,000.00		
		3261EM	TEXAS	RITA	12,000,000.00		
		1604DR	MISSISSIPPI	KATRINA			
		1602DR	FLORIDA	KATRINA	6,783.00		
		1603DR	LOUISIANA	KATRINA	41,749.00		
		1604DR	MISSISSIPPI	KATRINA	363,693.00	302,730.00	
		1605DR	ALABAMA	KATRINA	21,313.00		
		1606DR	TEXAS	RITA	64,702.00		
CUSTOMS AND BORDER PROTECTION Total					61,373,389.00	6,795,166.08	
U S DEPARTMENT OF JUSTICE	2501-MISSIONS-FOS	1603DR	LOUISIANA	KATRINA	2,764,600.00		
		1604DR	MISSISSIPPI	KATRINA	2,535,000.00		
		1609DR	FLORIDA	WILMA	45,000.00		
	2507-MISSIONS-TA 2508-MISSIONS-DFA	1603DR	LOUISIANA	KATRINA	150,000.00		
		1603DR	LOUISIANA	KATRINA	45,313,000.00	3,219,744.16	
		1604DR	MISSISSIPPI	KATRINA	4,867,000.00	81,247.05	
U S DEPARTMENT OF JUSTICE Total					55,674,600.00	3,300,991.21	
CITIBANK	21XX-TRAVEL OF PEOPLE	1603DR	LOUISIANA	KATRINA	22,353,716.76	21,407,768.90	
		1604DR	MISSISSIPPI	KATRINA	19,013,930.41	18,558,389.19	
		1605DR	ALABAMA	KATRINA	6,341,381.28	5,641,887.53	
		1606DR	TEXAS	RITA	5,224,986.95	5,221,436.95	
		1607DR	LOUISIANA	RITA	1,001,842.04	1,001,842.04	
		1609DR	FLORIDA	WILMA	1,002,571.80	532,436.46	
		3215EM	ARKANSAS	KATRINA	1,711.85	1,711.85	
		3216EM	TEXAS	KATRINA	15,561.27	15,561.27	
		3221EM	WEST VIRGINIA	KATRINA	1,331.70	1,331.70	
		3223EM	UTAH	KATRINA	517.85	435.70	
		3234EM	SOUTH DAKOTA	KATRINA	677.25		
		3247EM	NORTH DAKOTA	KATRINA	911.85	911.85	
		3248EM	CALIFORNIA	KATRINA	700.00	335.68	
		3253EM	MONTANA	KATRINA	2,161.38	1,440.92	
		25XX-OTHER SERVICES	1603DR	LOUISIANA	KATRINA		
			1605DR	ALABAMA	KATRINA		
	1606DR		TEXAS	RITA			
	1609DR		FLORIDA	WILMA	50,000.00		
	26XX-SUPPLIES & MATERIALS	1603DR	LOUISIANA	KATRINA	412,000.00	342,301.17	
		1604DR	MISSISSIPPI	KATRINA	91,000.00	29,893.34	
		1605DR	ALABAMA	KATRINA	13,000.00	134.44	
		1606DR	TEXAS	RITA	112,500.00	85,424.88	
	CITIBANK Total					55,640,502.39	52,843,243.87
Grand Total					28,151,122,773.76	15,578,342,741.40	

**FINANCIAL INFORMATION TOOL
FOR HURRICANE KATRINA, RITA, & WILMA DECLARATIONS ONLY
CHRONOLOGICAL LISTING BY DECLARATION OF OBLIGATION TRANSACTIONS GREATER THAN OR EQUAL TO \$50 MILLION (GROSS OF ANY SUBSEQUENT DE-OBLIGATIONS)
AS OF 05-10-2006**

PROG CODE	STATE NAME	TRANS DATE	OBLIGATION NUMBER	VENDOR ALPHA	PROGRAM CATEGORY	OBLIGATIONS	QTY
1603DR	LOUISIANA	8/30/2005	1603DRLAMCOE-MVD 11	US ARMY CORPS OF ENGINEERS	2508-MISSIONS-DIRECT FED ASST (DFA)	50,000,000.00	1
		8/31/2005	1603DRLAMHHS 02	DEPARTMENT OF HEALTH AND HUMAN SERVICE	2501-MISSIONS-FED OPER SUP (FOS)	63,000,000.00	1
		9/3/2005	1603DRLAMCOE-MVD 05	US ARMY CORPS OF ENGINEERS	2508-MISSIONS-DIRECT FED ASST (DFA)	75,000,000.00	1
		9/4/2005	1603DRLAMCOE-MVD 07	US ARMY CORPS OF ENGINEERS	2508-MISSIONS-DIRECT FED ASST (DFA)	1,500,000,000.00	1
		9/5/2005	1603DRLAMDOD 23	DEPARTMENT OF DEFENSE	2501-MISSIONS-FED OPER SUP (FOS)	750,000,000.00	1
		9/6/2005	1603DRLAMDOD 29	DEPARTMENT OF DEFENSE	2501-MISSIONS-FED OPER SUP (FOS)	75,000,000.00	1
			1603DRLAMDOD 30	DEPARTMENT OF DEFENSE	2501-MISSIONS-FED OPER SUP (FOS)	490,000,000.00	1
			1603DRLAMDOD 31	DEPARTMENT OF DEFENSE	2501-MISSIONS-FED OPER SUP (FOS)	150,000,000.00	1
		9/8/2005	1603DRLAMEPA 03	ENVIRONMENTAL PROTECTION AGENCY	2508-MISSIONS-DIRECT FED ASST (DFA)	75,000,000.00	1
			1603DRLATTHP 01	LA OFFICE OF HOMELAND SECURITY &	4141-RENTAL 408(a)	510,000,000.00	1
			1603DRLAMDOD 40	DEPARTMENT OF DEFENSE	2501-MISSIONS-FED OPER SUP (FOS)	65,000,000.00	1
		9/9/2005	1603DRLAP00000001	LA OFFICE OF HOMELAND SECURITY &	416X-PUBLIC ASSISTANCE (PA)	218,823,700.76	1
			1603DRLATTHP 01	LA OFFICE OF HOMELAND SECURITY &	4141-RENTAL 408(a)	600,000,000.00	1
		9/10/2005	1603DRLAMCOE-MVD 21	US ARMY CORPS OF ENGINEERS	2501-MISSIONS-FED OPER SUP (FOS)	200,000,000.00	1
			1603DRLAMUSCG 07	US COAST GUARD	2501-MISSIONS-FED OPER SUP (FOS)	150,000,000.00	2
		9/13/2005	HSFEHQ-05-D-4125	PRECISION HOMES	3199-MH-PURCHASE UNITS-CAPITALIZED	125,000,000.00	1
			1603DRLAP00000001	LA OFFICE OF HOMELAND SECURITY &	416X-PUBLIC ASSISTANCE (PA)	51,293,678.90	1
			HSFEHQ-05-C-4000	GULF STREAM COACH, INC.	3190-MH-PURCHASE UNITS-NON-CAPITALIZED	99,996,000.00	1
		9/15/2005	1603DRLAMUSFS 15	USDA FOREST SERVICE	2501-MISSIONS-FED OPER SUP (FOS)	130,000,000.00	1
			1603DRLAP00000001	LA OFFICE OF HOMELAND SECURITY &	416X-PUBLIC ASSISTANCE (PA)	453,209,070.72	1
		9/16/2005	HSFE06-05-F-6232	CLEARBROOK LLC	3190-MH-PURCHASE UNITS-NON-CAPITALIZED	50,000,000.00	1
		9/17/2005	1603DRLATTHP 01	LA OFFICE OF HOMELAND SECURITY &	4141-RENTAL 408(a)	400,000,000.00	1
		9/21/2005	1603DRLAMDOD 06	DEPARTMENT OF TRANSPORTATION	2508-MISSIONS-DIRECT FED ASST (DFA)	150,000,000.00	1
		9/24/2005	1603DRLAMCOE-MVD 05	US ARMY CORPS OF ENGINEERS	2508-MISSIONS-DIRECT FED ASST (DFA)	100,000,000.00	1
		9/25/2005	1603DRLATTHP 01	LA OFFICE OF HOMELAND SECURITY &	4141-RENTAL 408(a)	1,370,400,000.00	1
		9/26/2005	HSFE04-05-F-7039	DEPARTMENT OF DEFENSE	2660-FOOD & BEVERAGES	62,930,000.00	1
		9/27/2005	HSFEHQ-05-D-4334	MORGAN BUILDINGS & SPAS, INC.	3199-MH-PURCHASE UNITS-CAPITALIZED	83,958,000.00	1
		9/28/2005	HSFEHQ-05-D-4332	CHAMPION HOME BUILDERS CO	3199-MH-PURCHASE UNITS-CAPITALIZED	59,800,000.00	1
		9/29/2005	1603DRLAMDHUD 04	HOUSING & URBAN DEVELOPMENT	2508-MISSIONS-DIRECT FED ASST (DFA)	79,000,000.00	1
		10/2/2005	1603DRLATTHP 01	LA OFFICE OF HOMELAND SECURITY &	4141-RENTAL 408(a)	350,000,000.00	1
		10/3/2005	1603DRLAMEPA 03	ENVIRONMENTAL PROTECTION AGENCY	2508-MISSIONS-DIRECT FED ASST (DFA)	88,000,000.00	1
		10/8/2005	1603DRLATTHP 19	LA OFFICE OF HOMELAND SECURITY &	4149-OTHER NEEDS ASSISTANCE (ONA) AWARDS	100,000,000.00	1
		10/20/2005	1603DRLAMUSCG 09	US COAST GUARD	2508-MISSIONS-DIRECT FED ASST (DFA)	75,000,000.00	1
		10/21/2005	1603DRLAMCOE-MVD 23	US ARMY CORPS OF ENGINEERS	2508-MISSIONS-DIRECT FED ASST (DFA)	200,000,000.00	1
		10/22/2005	HSFEHQ-06-C-0024	AMERICAN RED CROSS	2580-OTHER SERVICE CONTRACTS	110,000,000.00	1
		10/31/2005	1603DRLAP00000001	LA OFFICE OF HOMELAND SECURITY &	416X-PUBLIC ASSISTANCE (PA)	88,802,983.46	1
			HSFEHQ-05-D-0471	FLUOR DANIEL INC	2591-DISASTER HOUSING RESOURCES (DHR)	62,160,091.00	1
		11/1/2005	HSFEHQ-06-F-0047	CORPORATE LODGING CONSULTANTS, INC.	2580-OTHER SERVICE CONTRACTS	105,602,464.00	1
		11/5/2005	1603DRLATTHP 01	LA OFFICE OF HOMELAND SECURITY &	4141-RENTAL 408(a)	148,000,000.00	1
			1603DRLATTHP 17	LA OFFICE OF HOMELAND SECURITY &	4147-REPLACEMENT	386,000,000.00	1
			1603DRLATTHP 19	LA OFFICE OF HOMELAND SECURITY &	4149-OTHER NEEDS ASSISTANCE (ONA) AWARDS	361,000,000.00	1
		11/18/2005	1603DRLAMDOL 00	US DEPARTMENT OF LABOR	2503-DISASTER UNEMPLOYMENT (DUA)	55,000,000.00	1
		11/23/2005	1603DRLATTHP 19	LA OFFICE OF HOMELAND SECURITY &	4149-OTHER NEEDS ASSISTANCE (ONA) AWARDS	100,000,000.00	1
		12/5/2005	1603DRLATTHP 19	LA OFFICE OF HOMELAND SECURITY &	4149-OTHER NEEDS ASSISTANCE (ONA) AWARDS	50,000,000.00	1
		12/12/2005	1603DRLAMCOE-MVD 23	US ARMY CORPS OF ENGINEERS	2508-MISSIONS-DIRECT FED ASST (DFA)	199,932,487.70	1
			1603DRLAMUSCG 09	US COAST GUARD	2508-MISSIONS-DIRECT FED ASST (DFA)	75,000,000.00	1
		12/20/2005	HSFE06-06-X-2014	ENVIRONMENTAL PROTECTION AGENCY	2589-INTERAGENCY AGREEMENTS	255,665,898.00	1
		12/23/2005	1603DRLATTHP 19	LA OFFICE OF HOMELAND SECURITY &	4149-OTHER NEEDS ASSISTANCE (ONA) AWARDS	50,000,000.00	1
		12/29/2005	1603DRLATTHP 19	LA OFFICE OF HOMELAND SECURITY &	4149-OTHER NEEDS ASSISTANCE (ONA) AWARDS	75,000,000.00	1
		12/30/2005	1603DRLATTHP 19	LA OFFICE OF HOMELAND SECURITY &	4149-OTHER NEEDS ASSISTANCE (ONA) AWARDS	90,000,000.00	1
		1/6/2006	1603DRLATTHP 01	LA OFFICE OF HOMELAND SECURITY &	4141-RENTAL 408(a)	50,000,000.00	1
		1/7/2006	EMR-2006-GB-0000	GBL'S	2213-MH-TRANSPORTATION-DISASTER	70,000,000.00	1
		1/14/2006	1603DRLATTHP 19	LA OFFICE OF HOMELAND SECURITY &	4149-OTHER NEEDS ASSISTANCE (ONA) AWARDS	100,000,000.00	1
		1/19/2006	1603DRLATTHP 01	LA OFFICE OF HOMELAND SECURITY &	4141-RENTAL 408(a)	60,000,000.00	1
		1/30/2006	1603DRLATTHP 01	LA OFFICE OF HOMELAND SECURITY &	4141-RENTAL 408(a)	50,000,000.00	1
		2/7/2006	HSFEHQ-06-F-0047	CORPORATE LODGING CONSULTANTS, INC.	2580-OTHER SERVICE CONTRACTS	52,800,000.00	1
		2/16/2006	HSFEHQ-05-D-0592	CH2M HILL CONSTRUCTORS, INC.	2591-DISASTER HOUSING RESOURCES (DHR)	75,178,562.50	1

PROG CODE	STATE NAME	TRANS DATE	OBLIGATION NUMBER	VENDOR ALPHA	PROGRAM CATEGORY	OBLIGATIONS	QTY
		3/1/2006	HSFEHQ-05-D-0471	FLUOR DANIEL INC	2591-DISASTER HOUSING RESOURCES (DHR)	158,488,970.76	1
		3/3/2006	HSFEHQ-05-D-0471	FLUOR DANIEL INC	2591-DISASTER HOUSING RESOURCES (DHR)	170,814,779.00	1
		3/15/2006	1603DRLAP00000001	LA OFFICE OF HOMELAND SECURITY &	416X-PUBLIC ASSISTANCE (PA)	55,750,323.10	1
		3/16/2006	1603DRLAMDOL 00	US DEPARTMENT OF LABOR	2503-DISASTER UNEMPLOYMENT (DUA)	91,411,844.00	1
			HSFEHQ-05-D-0573	SHAW ENVIRONMENTAL & INFRASTRUCTURE	2591-DISASTER HOUSING RESOURCES (DHR)	139,278,621.00	1
		3/20/2006	1603DRLAP00000001	LA OFFICE OF HOMELAND SECURITY &	416X-PUBLIC ASSISTANCE (PA)	170,571,862.38	2
		3/21/2006	1603DRLAP00000001	LA OFFICE OF HOMELAND SECURITY &	416X-PUBLIC ASSISTANCE (PA)	138,213,467.86	1
		3/23/2006	1603DRLAP00000001	LA OFFICE OF HOMELAND SECURITY &	416X-PUBLIC ASSISTANCE (PA)	76,350,249.12	1
		3/28/2006	1603DRLAP00000001	LA OFFICE OF HOMELAND SECURITY &	416X-PUBLIC ASSISTANCE (PA)	67,986,749.72	1
		3/31/2006	HSFEHQ-05-D-0471	FLUOR DANIEL INC	2591-DISASTER HOUSING RESOURCES (DHR)	192,710,167.00	1
		4/26/2006	1603DRLAP00000001	LA OFFICE OF HOMELAND SECURITY &	416X-PUBLIC ASSISTANCE (PA)	66,843,926.55	1
1604DR	MISSISSIPPI	9/2/2005	1604DRMSMDOD 17	DEPARTMENT OF DEFENSE	2501-MISSIONS-FED OPER SUP (FOS)	220,000,000.00	2
		9/3/2005	1604DRMSMCOE-MVD 16	US ARMY CORPS OF ENGINEERS	2508-MISSIONS-DIRECT FED ASST (DFA)	80,000,000.00	1
			1604DRMSMDOD 19	DEPARTMENT OF DEFENSE	2501-MISSIONS-FED OPER SUP (FOS)	1,000,000,000.00	1
		9/4/2005	1604DRMSMCOE-MVD 11	US ARMY CORPS OF ENGINEERS	2501-MISSIONS-FED OPER SUP (FOS)	80,000,000.00	1
			1604DRMSMGSA 16	GENERAL SERVICES ADMINISTRATION	2501-MISSIONS-FED OPER SUP (FOS)	50,000,000.00	1
		9/5/2005	1604DRMSMCOE-MVD 09	US ARMY CORPS OF ENGINEERS	2508-MISSIONS-DIRECT FED ASST (DFA)	320,000,000.00	1
			1604DRMSMCOE-MVD 10	US ARMY CORPS OF ENGINEERS	2508-MISSIONS-DIRECT FED ASST (DFA)	71,000,000.00	1
			1604DRMSMCOE-MVD 11	US ARMY CORPS OF ENGINEERS	2501-MISSIONS-FED OPER SUP (FOS)	100,000,000.00	1
			1604DRMSMDOT 05	DEPARTMENT OF TRANSPORTATION	2501-MISSIONS-FED OPER SUP (FOS)	90,000,000.00	1
		9/6/2005	1604DRMSTTHP 01	MISSISSIPPI, STATE OF	4141-RENTAL 408(a)	100,000,000.00	1
		9/7/2005	1604DRMSMCOE-MVD 12	US ARMY CORPS OF ENGINEERS	2501-MISSIONS-FED OPER SUP (FOS)	180,000,000.00	1
		9/10/2005	1604DRMSMDOD 19	DEPARTMENT OF DEFENSE	2501-MISSIONS-FED OPER SUP (FOS)	500,000,000.00	1
			1604DRMSMDOD 27	DEPARTMENT OF DEFENSE	2508-MISSIONS-DIRECT FED ASST (DFA)	50,000,000.00	1
			1604DRMSTTHP 01	MISSISSIPPI, STATE OF	4141-RENTAL 408(a)	96,000,000.00	1
		9/11/2005	1604DRMSTTHP 01	MISSISSIPPI, STATE OF	4141-RENTAL 408(a)	100,000,000.00	1
		9/12/2005	1604DRMSTTHP 01	MISSISSIPPI, STATE OF	4141-RENTAL 408(a)	300,000,000.00	1
		9/17/2005	1604DRMSMCOE-MVD 25	US ARMY CORPS OF ENGINEERS	2508-MISSIONS-DIRECT FED ASST (DFA)	50,000,000.00	1
			HSFE04-05-P-7069	AMERICOLD LOGISTICS LLC	2580-OTHER SERVICE CONTRACTS	50,000,000.00	1
		9/18/2005	HSFE04-05-F-7058	DEPARTMENT OF DEFENSE	2660-FOOD & BEVERAGES	69,630,470.00	1
		9/23/2005	1604DRMSP00000001	MISSISSIPPI, STATE OF	416X-PUBLIC ASSISTANCE (PA)	105,160,104.73	1
		9/27/2005	1604DRMSTTHP 01	MISSISSIPPI, STATE OF	4141-RENTAL 408(a)	365,018,400.00	1
		10/8/2005	1604DRMSTTHP 01	MISSISSIPPI, STATE OF	4141-RENTAL 408(a)	150,000,000.00	1
		10/9/2005	1604DRMSMCOE-MVD 10	US ARMY CORPS OF ENGINEERS	2508-MISSIONS-DIRECT FED ASST (DFA)	56,000,000.00	1
		10/10/2005	1604DRMSTTHP 19	MISSISSIPPI, STATE OF	4149-OTHER NEEDS ASSISTANCE (ONA) AWARDS	50,000,000.00	1
		10/16/2005	1604DRMSMCOE-MVD 09	US ARMY CORPS OF ENGINEERS	2508-MISSIONS-DIRECT FED ASST (DFA)	300,000,000.00	1
		10/22/2005	HSFEHQ-05-D-0572	BECHTEL NATIONAL, INC.	2591-DISASTER HOUSING RESOURCES (DHR)	135,191,336.50	1
			HSFEHQ-06-C-0024	AMERICAN RED CROSS	2580-OTHER SERVICE CONTRACTS	52,500,000.00	1
		11/1/2005	HSFEHQ-06-F-0047	CORPORATE LODGING CONSULTANTS, INC.	2580-OTHER SERVICE CONTRACTS	50,401,176.00	1
		11/22/2005	1604DRMSTTHP 19	MISSISSIPPI, STATE OF	4149-OTHER NEEDS ASSISTANCE (ONA) AWARDS	50,000,000.00	1
		12/15/2005	HSFEHQ-05-D-0572	BECHTEL NATIONAL, INC.	2591-DISASTER HOUSING RESOURCES (DHR)	67,535,156.00	1
		12/19/2005	HSFEHQ-05-C-4155	CMH MANUFACTURING, INC.	3199-MH-PURCHASE UNITS-CAPITALIZED	60,935,395.00	1
		12/23/2005	HSFEHQ-05-D-0572	BECHTEL NATIONAL, INC.	2591-DISASTER HOUSING RESOURCES (DHR)	78,801,663.50	1
		1/27/2006	1604DRMSMCOE-MVD 09	US ARMY CORPS OF ENGINEERS	2508-MISSIONS-DIRECT FED ASST (DFA)	100,000,000.00	1
		3/18/2006	1604DRMSMCOE-MVD 09	US ARMY CORPS OF ENGINEERS	2508-MISSIONS-DIRECT FED ASST (DFA)	200,000,000.00	1
		4/6/2006	1604DRMSMUSCG 12	US COAST GUARD	2508-MISSIONS-DIRECT FED ASST (DFA)	200,000,000.00	1
		4/10/2006	1604DRMSP00000001	MISSISSIPPI, STATE OF	416X-PUBLIC ASSISTANCE (PA)	58,530,355.47	1
1605DR	ALABAMA	9/10/2005	HSFEHQ-05-C-4039	MORGAN BUILDINGS & SPAS, INC.	3199-MH-PURCHASE UNITS-CAPITALIZED	202,512,500.00	2
			HSFEHQ-05-D-4125	PRECISION HOMES	3199-MH-PURCHASE UNITS-CAPITALIZED	98,965,000.00	1
		9/12/2005	HSFEHQ-05-C-4041	GULF STREAM COACH, INC.	3199-MH-PURCHASE UNITS-CAPITALIZED	246,875,000.00	1
		9/13/2005	HSFEHQ-05-C-4000	GULF STREAM COACH, INC.	3190-MH-PURCHASE UNITS-NON-CAPITALIZED	99,068,500.00	1
		9/16/2005	HSFEHQ-05-C-4040	NORTH AMERICAN CATASTROPHE SVCS INC	3199-MH-PURCHASE UNITS-CAPITALIZED	51,400,000.00	1
		9/24/2005	1605DRALTTHP 01	AL EMERGENCY MANAGEMENT AGENCY	4141-RENTAL 408(a)	83,709,000.00	1
		9/29/2005	1605DRALMCOE-SAD 09	US ARMY CORPS OF ENGINEERS	2508-MISSIONS-DIRECT FED ASST (DFA)	90,000,000.00	1
		9/30/2005	HSFEHQ-05-C-4128	BOURGET'S OF THE SOUTH, LLC	3190-MH-PURCHASE UNITS-NON-CAPITALIZED	88,500,000.00	1
1606DR	TEXAS	9/28/2005	1606DRTXMUSFS 02	USDA FOREST SERVICE	2501-MISSIONS-FED OPER SUP (FOS)	124,000,000.00	1
			1606DRTXTTHP 01	TX DEPARTMENT OF PUBLIC SAFETY	4141-RENTAL 408(a)	60,320,000.00	1
		9/29/2005	1606DRTXTTHP 01	TX DEPARTMENT OF PUBLIC SAFETY	4141-RENTAL 408(a)	105,000,000.00	1
			1606DRTXTTHP 19	TX DEPARTMENT OF PUBLIC SAFETY	4149-OTHER NEEDS ASSISTANCE (ONA) AWARDS	100,000,000.00	1
		9/30/2005	1606DRTXTTHP 01	TX DEPARTMENT OF PUBLIC SAFETY	4141-RENTAL 408(a)	150,000,899.00	1
		10/3/2005	1606DRTXTTHP 01	TX DEPARTMENT OF PUBLIC SAFETY	4141-RENTAL 408(a)	447,000,000.00	1
			1606DRTXTTHP 04	TX DEPARTMENT OF PUBLIC SAFETY	4143-REPAIRS	100,000,000.00	1
			1606DRTXTTHP 19	TX DEPARTMENT OF PUBLIC SAFETY	4149-OTHER NEEDS ASSISTANCE (ONA) AWARDS	200,000,000.00	1
		10/7/2005	1606DRTXIOTH	TX DEPARTMENT OF PUBLIC SAFETY	4154-OTHER NEEDS ASSISTANCE (ONA) GRANTS	200,000,000.00	1
		11/4/2005	1606DRTXMCOE-SWD 09	US ARMY CORPS OF ENGINEERS	2508-MISSIONS-DIRECT FED ASST (DFA)	65,000,000.00	1

PROG CODE	STATE NAME	TRANS DATE	OBLIGATION NUMBER	VENDOR ALPHA	PROGRAM CATEGORY	OBLIGATIONS	QTY
1607DR	LOUISIANA	9/28/2005	1607DRLATTHP 01	LA OFFICE OF HOMELAND SECURITY &	4141-RENTAL 408(a)	75,000,000.00	1
		9/30/2005	1607DRLATTHP 01	LA OFFICE OF HOMELAND SECURITY &	4141-RENTAL 408(a)	250,000,000.00	1
		10/7/2005	1607DRLAMCOE-MVD 07	US ARMY CORPS OF ENGINEERS	2508-MISSIONS-DIRECT FED ASST (DFA)	138,000,000.00	1
			1607DRLAMCOE-MVD 09	US ARMY CORPS OF ENGINEERS	2508-MISSIONS-DIRECT FED ASST (DFA)	80,000,000.00	1
		12/16/2005	1607DRLAMCOE-MVD 09	US ARMY CORPS OF ENGINEERS	2508-MISSIONS-DIRECT FED ASST (DFA)	113,000,000.00	1
		12/20/2005	HSFE06-06-X-2014	ENVIRONMENTAL PROTECTION AGENCY	2580-OTHER SERVICE CONTRACTS	100,686,039.00	1
1609DR	FLORIDA	10/26/2005	HSFE04-06-F-7706	DEPARTMENT OF DEFENSE	2660-FOOD & BEVERAGES	60,000,000.00	1
		10/27/2005	1609DRFLTTHP 01	FLORIDA BUREAU OF DISASTER	4141-RENTAL 408(a)	60,000,000.00	1
		11/2/2005	1609DRFLTTHP 19	FLORIDA BUREAU OF DISASTER	4149-OTHER NEEDS ASSISTANCE (ONA) AWARDS	100,000,000.00	1
		11/3/2005	1609DRFLMCOE-SAD 13	US ARMY CORPS OF ENGINEERS	2508-MISSIONS-DIRECT FED ASST (DFA)	75,000,000.00	1
		11/4/2005	1609DRFLMCOE-SAD 12	US ARMY CORPS OF ENGINEERS	2508-MISSIONS-DIRECT FED ASST (DFA)	50,000,000.00	1
		11/30/2005	1609DRFLTTHP 19	FLORIDA BUREAU OF DISASTER	4149-OTHER NEEDS ASSISTANCE (ONA) AWARDS	50,000,000.00	1
		12/1/2005	1609DRFLP00000001	FLORIDA BUREAU OF DISASTER	416X-PUBLIC ASSISTANCE (PA)	52,039,385.68	1
		12/8/2005	1609DRFLP00000001	FLORIDA BUREAU OF DISASTER	416X-PUBLIC ASSISTANCE (PA)	187,265,936.45	1
		1/24/2006	1609DRFLP00000001	FLORIDA BUREAU OF DISASTER	416X-PUBLIC ASSISTANCE (PA)	65,491,147.19	1
		11/11/2005	3216EMTXP00000001	TX DEPARTMENT OF PUBLIC SAFETY	416X-PUBLIC ASSISTANCE (PA)	113,611,873.65	1

FINANCIAL INFORMATION TOOL
FOR HURRICANE KATRINA, RITA, & WILMA DECLARATIONS ONLY
FEMA CREDIT CARDS ONLY *

AS OF 05-10-2006

VENDOR ALPHA	PROGRAM NAME	OBLIGATIONS	EXPENDITURES
BANK ONE DBA JPMORGAN CHASE BANK	21XX-TRAVEL OF PEOPLE		350,956.18
	25XX-OTHER SERVICES	366,247.03	
	26XX-SUPPLIES & MATERIALS	6,521,311.61	2,316,554.03
BANK ONE DBA JPMORGAN CHASE BANK Total		6,887,558.64	2,667,510.21
CITIBANK	21XX-TRAVEL OF PEOPLE	54,962,002.39	52,385,490.04
	25XX-OTHER SERVICES	50,000.00	
	26XX-SUPPLIES & MATERIALS	628,500.00	457,753.83
CITIBANK Total		55,640,502.39	52,843,243.87
US BANK	21XX-TRAVEL OF PEOPLE	591,348.90	46,252.11
	22XX-TRANSPORT OF THINGS	95,760.43	7,001.95
	23XX-RENT, COMM, UTILITIES	2,558,938.01	552,585.32
	24XX-PRINT & REPRO	2,196,931.27	745,181.64
	25XX-OTHER SERVICES	6,238,607.50	2,342,184.24
	26XX-SUPPLIES & MATERIALS	43,188,770.60	18,214,732.01
	31XX-EQUIPMENT	17,290,070.33	7,806,692.22
	MANUFACTURED HOUSING	66,500.00	53,869.51
US BANK Total		72,226,927.04	29,768,499.00
Grand Total		134,754,988.07	85,279,253.08

NAME OF CARD	PURPOSE/USES
BANK ONE DBA JPMORGAN CHASE BANK	Fleetcard for fuel, oil, etc for government vehicles
CITIBANK	Centrally billed travel
US BANK	FEMA Purchase card

* Does not include Individually Billed Travel (IBT) Credit Cards that are issued to FEMA Travelers

FINANCIAL INFORMATION TOOL
FOR HURRICANE KATRINA, RITA, & WILMA DECLARATIONS ONLY
FEMA CREDIT CARDS ONLY *
AS OF 05-10-2006

PROG CODE	STATE NAME	EVENT NAME	VENDOR ALPHA	PROGRAM NAME	OBLIGATIONS	EXPENDITURES		
1602DR	FLORIDA	KATRINA	US BANK	22XX-TRANSPORT OF THINGS	5,000.00	140.00		
				23XX-RENT, COMM, UTILITIES	1,600.00	1,510.00		
				24XX-PRINT & REPRO	10,500.00			
				25XX-OTHER SERVICES	10,000.00	4,304.18		
				26XX-SUPPLIES & MATERIALS	77,560.70	37,991.05		
				31XX-EQUIPMENT	89,500.00	26,622.00		
1602DR Total					194,160.70	70,567.23		
1603DR	LOUISIANA	KATRINA	BANK ONE DBA JPMORGAN CHASE BANK	26XX-SUPPLIES & MATERIALS	3,750,770.80	648,484.71		
				CITIBANK	21XX-TRAVEL OF PEOPLE	22,353,716.76	21,407,768.90	
			US BANK	25XX-OTHER SERVICES				
				26XX-SUPPLIES & MATERIALS	412,000.00	342,301.17		
				21XX-TRAVEL OF PEOPLE	40,950.00	18,647.49		
				22XX-TRANSPORT OF THINGS	40,560.43	100.00		
				23XX-RENT, COMM, UTILITIES	1,512,690.00	333,368.15		
				24XX-PRINT & REPRO	461,724.38	27,813.29		
				25XX-OTHER SERVICES	3,453,853.88	1,385,760.55		
				26XX-SUPPLIES & MATERIALS	20,624,577.48	6,565,200.51		
				31XX-EQUIPMENT	7,815,918.03	2,711,048.06		
				MANUFACTURED HOUSING	50,000.00	37,369.51		
1603DR Total					60,516,761.76	33,477,862.34		
1604DR	MISSISSIPPI	KATRINA	BANK ONE DBA JPMORGAN CHASE BANK	25XX-OTHER SERVICES	283,500.00	271,655.12		
				26XX-SUPPLIES & MATERIALS	486,000.00	385,307.48		
			CITIBANK	21XX-TRAVEL OF PEOPLE	19,013,930.41	18,558,389.19		
				26XX-SUPPLIES & MATERIALS	91,000.00	29,893.34		
			US BANK	21XX-TRAVEL OF PEOPLE	43,898.90	3,226.41		
				22XX-TRANSPORT OF THINGS	6,100.00	696.00		
				23XX-RENT, COMM, UTILITIES	313,596.79	139,813.11		
				24XX-PRINT & REPRO	835,525.05	334,905.72		
				25XX-OTHER SERVICES	1,214,033.82	717,842.22		
				26XX-SUPPLIES & MATERIALS	9,203,173.27	5,455,252.40		
				31XX-EQUIPMENT	5,844,476.98	4,184,336.16		
				MANUFACTURED HOUSING	16,500.00	16,500.00		
1604DR Total					37,351,735.22	30,097,817.15		
1605DR	ALABAMA	KATRINA	BANK ONE DBA JPMORGAN CHASE BANK	25XX-OTHER SERVICES	82,537.03	79,092.10		
				26XX-SUPPLIES & MATERIALS	867,000.00	822,792.92		
			CITIBANK	21XX-TRAVEL OF PEOPLE	6,341,381.28	5,641,887.53		
				25XX-OTHER SERVICES				
			US BANK	26XX-SUPPLIES & MATERIALS	13,000.00	134.44		
				21XX-TRAVEL OF PEOPLE	22,000.00	3,561.05		
				22XX-TRANSPORT OF THINGS	500.00	431.00		
				23XX-RENT, COMM, UTILITIES	34,000.00	21,505.00		
				24XX-PRINT & REPRO	174,892.00	83,531.27		
				25XX-OTHER SERVICES	175,571.93	50,330.93		
				26XX-SUPPLIES & MATERIALS	2,964,387.40	1,876,612.40		
				31XX-EQUIPMENT	913,842.31	551,948.79		
1605DR Total					11,589,111.95	9,131,827.43		
1606DR	TEXAS	RITA	BANK ONE DBA JPMORGAN CHASE BANK	21XX-TRAVEL OF PEOPLE				
				26XX-SUPPLIES & MATERIALS	615,000.00	71,777.15		
			CITIBANK	21XX-TRAVEL OF PEOPLE	5,224,986.95	5,221,436.95		
				25XX-OTHER SERVICES				
			US BANK	26XX-SUPPLIES & MATERIALS	112,500.00	85,424.88		
				21XX-TRAVEL OF PEOPLE	400,000.00			
	22XX-TRANSPORT OF THINGS	25,000.00	1,264.35					
	23XX-RENT, COMM, UTILITIES	76,513.22	18,954.74					

PROG CODE	STATE NAME	EVENT NAME	VENDOR ALPHA	PROGRAM NAME	OBLIGATIONS	EXPENDITURES
				24XX-PRINT & REPRO	336,842.26	149,894.05
				25XX-OTHER SERVICES	290,606.87	109,038.45
				26XX-SUPPLIES & MATERIALS	1,892,539.57	753,385.94
				31XX-EQUIPMENT	458,508.30	102,585.62
1606DR Total					9,432,497.17	6,513,762.13
1607DR	LOUISIANA	RITA	BANK ONE DBA JPMORGAN CHASE BANK	26XX-SUPPLIES & MATERIALS	310,524.00	200,518.44
			CITIBANK	21XX-TRAVEL OF PEOPLE	1,001,842.04	1,001,842.04
			US BANK	21XX-TRAVEL OF PEOPLE	30,000.00	19,813.91
				23XX-RENT, COMM, UTILITIES	506,400.00	12,522.00
				24XX-PRINT & REPRO	234,000.00	70,837.57
				25XX-OTHER SERVICES	872,162.58	31,979.24
				26XX-SUPPLIES & MATERIALS	7,069,616.44	2,803,094.05
				31XX-EQUIPMENT	1,776,743.79	53,347.55
				MANUFACTURED HOUSING		
1607DR Total					11,801,288.85	4,193,954.80
1609DR	FLORIDA	WILMA	BANK ONE DBA JPMORGAN CHASE BANK	21XX-TRAVEL OF PEOPLE		
				25XX-OTHER SERVICES	210.00	208.96
				26XX-SUPPLIES & MATERIALS	490,516.81	186,173.33
			CITIBANK	21XX-TRAVEL OF PEOPLE	1,002,571.80	532,436.46
				25XX-OTHER SERVICES	50,000.00	
			US BANK	21XX-TRAVEL OF PEOPLE	53,500.00	1,003.25
				22XX-TRANSPORT OF THINGS		
				23XX-RENT, COMM, UTILITIES	47,959.00	12,841.29
				24XX-PRINT & REPRO	88,321.80	31,576.95
				25XX-OTHER SERVICES	154,157.46	29,675.99
				26XX-SUPPLIES & MATERIALS	852,622.85	444,155.91
				31XX-EQUIPMENT	170,500.00	38,094.39
1609DR Total					2,910,359.72	1,276,166.53
3212EM	LOUISIANA	KATRINA	US BANK	26XX-SUPPLIES & MATERIALS	2,000.00	1,284.11
3212EM Total					2,000.00	1,284.11
3215EM	ARKANSAS	KATRINA	CITIBANK	21XX-TRAVEL OF PEOPLE	1,711.85	1,711.85
			US BANK	21XX-TRAVEL OF PEOPLE	1,000.00	
				22XX-TRANSPORT OF THINGS	8,600.00	2,420.00
				23XX-RENT, COMM, UTILITIES	7,391.50	2,791.50
				24XX-PRINT & REPRO	2,779.05	2,234.46
				25XX-OTHER SERVICES	2,795.00	1,125.00
				26XX-SUPPLIES & MATERIALS	79,640.53	50,873.89
				31XX-EQUIPMENT	17,279.02	9,741.91
3215EM Total					121,196.95	70,898.61
3216EM	TEXAS	KATRINA	BANK ONE DBA JPMORGAN CHASE BANK	26XX-SUPPLIES & MATERIALS		
			CITIBANK	21XX-TRAVEL OF PEOPLE	15,561.27	15,561.27
			US BANK	22XX-TRANSPORT OF THINGS	10,000.00	1,950.60
				23XX-RENT, COMM, UTILITIES	8,787.50	4,546.11
				24XX-PRINT & REPRO	31,554.44	23,596.04
				25XX-OTHER SERVICES	15,425.96	11,537.29
				26XX-SUPPLIES & MATERIALS	271,829.53	197,038.79
				31XX-EQUIPMENT	113,301.90	90,591.92
3216EM Total					466,460.60	344,822.02
3219EM	OKLAHOMA	KATRINA	US BANK	23XX-RENT, COMM, UTILITIES		
				24XX-PRINT & REPRO	755.65	755.65
				25XX-OTHER SERVICES		
				26XX-SUPPLIES & MATERIALS		
				31XX-EQUIPMENT		
3219EM Total					755.65	755.65
3221EM	WEST VIRGINIA	KATRINA	CITIBANK	21XX-TRAVEL OF PEOPLE	1,331.70	1,331.70
			US BANK	26XX-SUPPLIES & MATERIALS	94.45	94.45
3221EM Total					1,426.15	1,426.15
3223EM	UTAH	KATRINA	CITIBANK	21XX-TRAVEL OF PEOPLE	517.85	435.70
			US BANK	26XX-SUPPLIES & MATERIALS	4,000.00	
3223EM Total					4,517.85	435.70
3224EM	COLORADO	KATRINA	US BANK	26XX-SUPPLIES & MATERIALS	4,000.00	1,729.21

PROG CODE	STATE NAME	EVENT NAME	VENDOR ALPHA	PROGRAM NAME	OBLIGATIONS	EXPENDITURES
3224EM Total					4,000.00	1,729.21
3225EM	MICHIGAN	KATRINA	US BANK	26XX-SUPPLIES & MATERIALS	2,000.00	711.67
3225EM Total					2,000.00	711.67
3227EM	WASHINGTON	KATRINA	US BANK	26XX-SUPPLIES & MATERIALS	112.64	112.64
3227EM Total					112.64	112.64
3229EM	NEW MEXICO	KATRINA	US BANK	23XX-RENT, COMM, UTILITIES	36.64	36.64
				24XX-PRINT & REPRO		
				25XX-OTHER SERVICES		
				26XX-SUPPLIES & MATERIALS	115.74	15.74
				31XX-EQUIPMENT		
3229EM Total					152.38	52.38
3232EM	MISSOURI	KATRINA	US BANK	26XX-SUPPLIES & MATERIALS	5,000.00	4,328.05
3232EM Total					5,000.00	4,328.05
3234EM	SOUTH DAKOTA	KATRINA	CITIBANK	21XX-TRAVEL OF PEOPLE	677.25	
3234EM Total					677.25	
3247EM	NORTH DAKOTA	KATRINA	CITIBANK	21XX-TRAVEL OF PEOPLE	911.85	911.85
3247EM Total					911.85	911.85
3248EM	CALIFORNIA	KATRINA	CITIBANK	21XX-TRAVEL OF PEOPLE	700.00	335.68
3248EM Total					700.00	335.68
3253EM	MONTANA	KATRINA	CITIBANK	21XX-TRAVEL OF PEOPLE	2,161.38	1,440.92
3253EM Total					2,161.38	1,440.92
3261EM	TEXAS	RITA	BANK ONE DBA JPMORGAN CHASE BANK	26XX-SUPPLIES & MATERIALS	1,500.00	1,500.00
			US BANK	23XX-RENT, COMM, UTILITIES	50,000.00	4,733.42
				24XX-PRINT & REPRO	20,000.00	20,000.00
				25XX-OTHER SERVICES	50,000.00	590.39
				26XX-SUPPLIES & MATERIALS	135,500.00	22,851.20
				31XX-EQUIPMENT	90,000.00	38,375.82
3261EM Total					347,000.00	88,050.83
Grand Total					134,754,988.07	85,279,253.08

NAME OF CARD	PURPOSE/USES
BANK ONE DBA JPMORGAN CHASE BANK	Fleetcard for fuel, oil, etc for government vehicles
CITIBANK	Centrally billed travel
US BANK	FEMA Purchase card

* Does not include Individually Billed Travel (IBT) Credit Cards that are issued to FEMA Travelers

Agencies Reporting Credit Card Costs and Purchases

May 10, 2006

DHS AGENCIES	DATE REPORT RECEIVED	OBLIGATIONS	EXPENDITURES
BTS			
CBP			
FLETC	10/31/2005	180,246.86	156,339.74
IAIP			
ICE	5/2/2006	985,125.29	825,375.09
NCS			
OCFO	10/25/2005	7.88	7.88
OSLGCP			
S&T	1/10/2006	100,000.00	0.00
TSA	11/1/2005	0.00	458,317.69
USCG			
USCIS	11/8/2005	0.00	0.00
USSS	11/22/2005	0.00	0.00
TOTAL		\$ 1,262,544.75	\$ 1,465,145.53

Zeros indicate the agency reported that it had no obligations and/or expenditures as of the date indicated. Blanks indicate the agency did not submit a report.

**Other Federal Agencies Reporting Credit Card
Costs And Purchases
May 10, 2006**

OTHER FEDERAL AGENCIES	DATE REPORT RECEIVED	OBLIGATIONS	EXPENDITURES
AID	5/2/2006	743.00	743.00
ARC			
CDC			
CNCS			
COE	4/11/2006	2,545,023.88	4,035,743.94
DHUD	4/28/2006	106,491.00	80,518.00
DOC			
DOD			
DOE			
DOED			
DOI	5/3/2006	9,002,287.63	1,083,443.01
DOL	5/8/2006	395,123.52	368,034.75
DOS	12/7/2005	0.00	0.00
DOT			
EEOC	1/17/2006	0.00	14,394.00
EPA	1/16/2006		999,845.66
FAA			
FCC			
FCSIC			
FMSHRC	11/1/2005	0.00	0.00
GSA	5/9/2006	312,534.53	311,282.83
HHS			
MSPB			
NARA	11/8/2005	5,024.36	481.65
NASA			
NCPC			
NCUA			

OTHER FEDERAL AGENCIES	DATE REPORT RECEIVED	OBLIGATIONS	EXPENDITURES
NGA			
NLRB	12/20/2005	0.00	13,863.60
NOAA			
NRC	1/6/2006	0.00	0.00
NSF	11/4/2005	0.00	0.00
OPM			
OSHA	4/28/2006	2,854.46	2,854.46
RRB	11/7/2005	0.00	0.00
SBA	1/4/2006	0.00	0.00
SEC			
SSA			
TREAS			
TVA	11/10/2005		0.00
USDA	5/1/2006	470,124.04	25,265,826.89
USDJ	5/5/2006	599.99	438,848.49
USPC			
USPHS	11/14/2005	0.00	0.00
USPS			
VA	2/1/2006	802,971.76	802,971.76
TOTAL		\$13,643,035.17	\$33,418,109.04

Only Other Federal Agencies reporting data or zeros are included in this report. Zeros indicate the agency reported that it had no obligations and/or expenditures as of the date indicated. Blanks indicate the agency did not submit a report.

FINANCIAL INFORMATION TOOL
FOR HURRICANE KATRINA, RITA, & WILMA DECLARATIONS ONLY

AS OF 05-10-2006

PROGRAM AREA	ALLOCATIONS	OBLIGATIONS	EXPENDITURES
1-HUMAN SERVICES	14,671,887,848	12,994,842,334	11,794,270,199
2-INFRASTRUCTURE	5,884,242,033	5,813,202,017	2,951,995,823
3-MITIGATION	52,748,597	31,644,817	8,608,050
4-OPERATIONS	5,862,527,294	5,858,508,199	503,655,462
5-ADMINISTRATION	7,430,755,834	6,815,071,566	2,871,654,191
Grand Total	33,902,161,606	31,513,268,933	18,130,183,724

FINANCIAL INFORMATION TOOL
FOR HURRICANE KATRINA, RITA, & WILMA DECLARATIONS ONLY

AS OF 05-10-2006

PROGRAM AREA	PROGRAM NAME	ALLOCATIONS	OBLIGATIONS	EXPENDITURES
1-HUMAN SERVICES	2503-UNEMPLOYMENT	431,599,804	414,201,637	414,201,637
	2504-CRISIS COUNSELING-NIMH	73,778,211	25,842,532	23,373,294
	2576-LEGAL SERVICES	219,775	84,767	84,767
	2592-INSPECTIONS	314,240,866	261,266,530	189,075,376
	4149-OTHER NEEDS ASSISTANCE	2,011,110,148	2,008,110,148	1,915,718,023
	414X-HOUSING ASSISTANCE	5,212,964,125	5,212,726,754	5,031,110,637
	4152-CRISIS COUNSELING-SCC	38,969,118	32,916,466	17,119,817
	4154-OTHER NEEDS ASSISTANCE	68,880,000	68,880,000	66,780,389
	MANUFACTURED HOUSING	6,520,125,802	4,970,813,500	4,136,806,259
1-HUMAN SERVICES Total		14,671,887,848	12,994,842,334	11,794,270,199
2-INFRASTRUCTURE	2594-INSPECTIONS	367,437,900	349,140,777	182,427,284
	416X-PUBLIC ASSISTANCE	5,516,804,133	5,464,061,240	2,769,568,539
2-INFRASTRUCTURE Total		5,884,242,033	5,813,202,017	2,951,995,823
3-MITIGATION	2593-INSPECTIONS	43,888,695	22,784,915	8,350,474
	4173-HAZARD MITIGATION	8,859,902	8,859,902	257,576
3-MITIGATION Total		52,748,597	31,644,817	8,608,050
4-OPERATIONS	2507-MISSIONS-TA	29,155,756	27,924,256	2,128,670
	2508-MISSIONS-DFA	5,833,371,538	5,830,583,943	501,526,792
4-OPERATIONS Total		5,862,527,294	5,858,508,199	503,655,462
5-ADMINISTRATION	11XX-SALARIES & BENEFITS	388,983,731	374,534,507	374,534,507
	21XX-TRAVEL	257,212,454	245,506,074	215,038,184
	22XX-TRANSPORTION	63,409,111	55,823,851	37,482,646
	23XX-RENT, COMM, UTILITIES	291,649,594	255,785,934	169,154,792
	24XX-PRINT & REPRO	6,947,588	5,754,398	2,064,105
	2501-MISSIONS-FOS	2,869,397,684	2,864,255,320	404,663,524
	25XX-OTHER SERVICES	2,528,877,679	2,084,528,275	1,142,252,574
	26XX-SUPPLIES & MATERIALS	681,337,724	628,150,444	332,681,505
	31XX-EQUIPMENT	226,792,880	189,740,040	159,467,534
	32XX-LAND & STRUCTURES	12,335,691	7,553,236	4,420,173
4101-URBAN SEARCH & RESCUE	103,811,696	103,439,490	29,894,648	
5-ADMINISTRATION Total		7,430,755,834	6,815,071,566	2,871,654,191
Grand Total		33,902,161,606	31,513,268,933	18,130,183,724

FINANCIAL INFORMATION TOOL
FOR HURRICANE KATRINA, RITA, & WILMA DECLARATIONS ONLY

AS OF 05-10-2006

PROG CODE	STATE NAME	EVENT NAME	DECLARED	ALLOCATIONS	OBLIGATIONS	EXPENDITURES
1602DR	FLORIDA	KATRINA	8/28/2005	192,972,238	186,270,664	117,820,160
1603DR	LOUISIANA	KATRINA	8/29/2005	16,864,443,830	15,685,411,078	9,414,584,474
1604DR	MISSISSIPPI	KATRINA	8/29/2005	8,501,340,160	7,756,488,206	3,921,041,113
1605DR	ALABAMA	KATRINA	8/29/2005	1,691,162,194	1,623,512,839	1,326,427,139
1606DR	TEXAS	RITA	9/24/2005	2,093,559,889	1,906,760,737	1,111,803,603
1607DR	LOUISIANA	RITA	9/24/2005	1,771,848,010	1,671,957,583	829,520,600
1609DR	FLORIDA	WILMA	10/24/2005	1,920,001,772	1,855,467,337	893,698,172
3212EM	LOUISIANA	KATRINA	8/27/2005	8,508,058	8,508,058	722,182
3213EM	MISSISSIPPI	KATRINA	8/28/2005	2,622,585	2,622,585	93,849
3214EM	ALABAMA	KATRINA	8/28/2005	84,454	84,454	52,976
3215EM	ARKANSAS	KATRINA	9/2/2005	53,487,659	52,321,498	43,346,884
3216EM	TEXAS	KATRINA	9/2/2005	507,363,351	502,411,932	370,845,393
3217EM	TENNESSEE	KATRINA	9/5/2005	29,088,363	27,685,333	22,965,256
3218EM	GEORGIA	KATRINA	9/5/2005	20,952,767	16,474,006	8,998,317
3219EM	OKLAHOMA	KATRINA	9/5/2005	14,427,223	10,931,906	8,781,569
3220EM	FLORIDA	KATRINA	9/5/2005	9,202,272	7,848,091	244,595
3221EM	WEST VIRGINIA	KATRINA	9/5/2005	444,811	419,345	409,274
3222EM	NORTH CAROLINA	KATRINA	9/5/2005	2,002,261	1,977,901	1,205,390
3223EM	UTAH	KATRINA	9/5/2005	1,414,818	1,395,227	1,191,155
3224EM	COLORADO	KATRINA	9/5/2005	14,245,710	14,027,829	12,804,234
3225EM	MICHIGAN	KATRINA	9/7/2005	1,955,284	1,694,769	868,174
3226EM	DISTRICT OF COLUMBIA	KATRINA	9/7/2005	1,836,241	1,789,350	54,053
3227EM	WASHINGTON	KATRINA	9/7/2005	3,322,533	3,250,941	285,672
3228EM	OREGON	KATRINA	9/7/2005	2,092,300	2,085,339	394,146
3229EM	NEW MEXICO	KATRINA	9/7/2005	2,246,307	912,682	145,829
3230EM	ILLINOIS	KATRINA	9/7/2005	2,633,085	1,217,862	850,282
3231EM	KENTUCKY	KATRINA	9/10/2005	4,309,961	4,269,366	1,194,993
3232EM	MISSOURI	KATRINA	9/10/2005	2,675,895	2,497,985	586,496
3233EM	SOUTH CAROLINA	KATRINA	9/10/2005	3,657,004	3,305,774	2,941,620
3234EM	SOUTH DAKOTA	KATRINA	9/10/2005	294,422	271,720	211,574
3235EM	PENNSYLVANIA	KATRINA	9/10/2005	2,894,075	2,863,334	1,859,965
3236EM	KANSAS	KATRINA	9/10/2005	219,498	163,255	154,120
3237EM	ALABAMA	KATRINA	9/10/2005	3,500,000	3,019,062	1,833,460
3238EM	INDIANA	KATRINA	9/10/2005	4,150,856	3,852,210	38,192
3239EM	IOWA	KATRINA	9/10/2005	288,998	228,257	216,822

PROG CODE	STATE NAME	EVENT NAME	DECLARED	ALLOCATIONS	OBLIGATIONS	EXPENDITURES
3240EM	VIRGINIA	KATRINA	9/12/2005	724,010	695,501	371,574
3241EM	ARIZONA	KATRINA	9/12/2005	6,615,858	6,603,783	4,240,498
3242EM	MINNESOTA	KATRINA	9/13/2005	15,024,450	3,575,105	981,368
3243EM	NEVADA	KATRINA	9/13/2005	1,284,759	832,694	668,896
3244EM	IDAHO	KATRINA	9/13/2005	619,837	594,243	108,789
3245EM	NEBRASKA	KATRINA	9/13/2005	266,702	211,402	64,846
3246EM	CONNECTICUT	KATRINA	9/13/2005	1,043,301	389,727	22,287
3247EM	NORTH DAKOTA	KATRINA	9/13/2005	65,732	45,494	20,151
3248EM	CALIFORNIA	KATRINA	9/13/2005	903,320	613,512	574,231
3249EM	WISCONSIN	KATRINA	9/13/2005	3,525,965	2,972,152	554,136
3250EM	OHIO	KATRINA	9/13/2005	2,543,530	2,157,511	1,423,538
3251EM	MARYLAND	KATRINA	9/13/2005	3,106,326	1,223,925	531,497
3252EM	MASSACHUSETTS	KATRINA	9/13/2005	5,573,096	4,669,979	4,586,470
3253EM	MONTANA	KATRINA	9/13/2005	442,856	428,958	143,474
3255EM	RHODE ISLAND	KATRINA	9/19/2005	1,524,708	1,025,983	12,057
3256EM	MAINE	KATRINA	9/19/2005	106,000	53,927	
3257EM	NEW JERSEY	KATRINA	9/19/2005	170,293	161,325	151,748
3258EM	NEW HAMPSHIRE	KATRINA	9/19/2005	106,000	15,887	92
3259EM	FLORIDA	RITA	9/20/2005	9,990,801	9,881,146	5,028,015
3260EM	LOUISIANA	RITA	9/21/2005	275,000	275,000	
3261EM	TEXAS	RITA	9/21/2005	111,299,539	111,233,272	11,379,358
3262EM	NEW YORK	KATRINA	9/30/2005	1,550,796	1,508,538	1,050,817
3263EM	DELAWARE	KATRINA	9/30/2005	149,841	101,351	78,150
Grand Total				33,902,161,606	31,513,268,933	18,130,183,724

FINANCIAL INFORMATION TOOL
FOR HURRICANE KATRINA, RITA, & WILMA DECLARATIONS ONLY
AS OF 05-10-2006

EVENT NAME	STATE NAME	PROG CODE	DECLARED	ALLOCATIONS	OBLIGATIONS	EXPENDITURES
KATRINA	ALABAMA	1605DR	8/29/2005	1,691,162,194	1,623,512,839	1,326,427,139
		3214EM	8/28/2005	84,454	84,454	52,976
		3237EM	9/10/2005	3,500,000	3,019,062	1,833,460
	ARIZONA	3241EM	9/12/2005	6,615,858	6,603,783	4,240,498
	ARKANSAS	3215EM	9/2/2005	53,487,659	52,321,498	43,346,884
	CALIFORNIA	3248EM	9/13/2005	903,320	613,512	574,231
	COLORADO	3224EM	9/5/2005	14,245,710	14,027,829	12,804,234
	CONNECTICUT	3246EM	9/13/2005	1,043,301	389,727	22,287
	DELAWARE	3263EM	9/30/2005	149,841	101,351	78,150
	DISTRICT OF COLUMBIA	3226EM	9/7/2005	1,836,241	1,789,350	54,053
	FLORIDA	1602DR	8/28/2005	192,972,238	186,270,664	117,820,160
		3220EM	9/5/2005	9,202,272	7,848,091	244,595
	GEORGIA	3218EM	9/5/2005	20,952,767	16,474,006	8,998,317
	IDAHO	3244EM	9/13/2005	619,837	594,243	108,789
	ILLINOIS	3230EM	9/7/2005	2,633,085	1,217,862	850,282
	INDIANA	3238EM	9/10/2005	4,150,856	3,852,210	38,192
	IOWA	3239EM	9/10/2005	288,998	228,257	216,822
	KANSAS	3236EM	9/10/2005	219,498	163,255	154,120
	KENTUCKY	3231EM	9/10/2005	4,309,961	4,269,366	1,194,993
	LOUISIANA	1603DR	8/29/2005	16,864,443,830	15,685,411,078	9,414,584,474
		3212EM	8/27/2005	8,508,058	8,508,058	722,182
	MAINE	3256EM	9/19/2005	106,000	53,927	
	MARYLAND	3251EM	9/13/2005	3,106,326	1,223,925	531,497
	MASSACHUSETTS	3252EM	9/13/2005	5,573,096	4,669,979	4,586,470
	MICHIGAN	3225EM	9/7/2005	1,955,284	1,694,769	868,174
	MINNESOTA	3242EM	9/13/2005	15,024,450	3,575,105	981,368
	MISSISSIPPI	1604DR	8/29/2005	8,501,340,160	7,756,488,206	3,921,041,113
		3213EM	8/28/2005	2,622,585	2,622,585	93,849
	MISSOURI	3232EM	9/10/2005	2,675,895	2,497,985	586,496
	MONTANA	3253EM	9/13/2005	442,856	428,958	143,474
	NEBRASKA	3245EM	9/13/2005	266,702	211,402	64,846
	NEVADA	3243EM	9/13/2005	1,284,759	832,694	668,896
	NEW HAMPSHIRE	3258EM	9/19/2005	106,000	15,887	92
	NEW JERSEY	3257EM	9/19/2005	170,293	161,325	151,748
	NEW MEXICO	3229EM	9/7/2005	2,246,307	912,682	145,829
	NEW YORK	3262EM	9/30/2005	1,550,796	1,508,538	1,050,817
	NORTH CAROLINA	3222EM	9/5/2005	2,002,261	1,977,901	1,205,390
	NORTH DAKOTA	3247EM	9/13/2005	65,732	45,494	20,151
	OHIO	3250EM	9/13/2005	2,543,530	2,157,511	1,423,538
	OKLAHOMA	3219EM	9/5/2005	14,427,223	10,931,906	8,781,569
	OREGON	3228EM	9/7/2005	2,092,300	2,085,339	394,146
	PENNSYLVANIA	3235EM	9/10/2005	2,894,075	2,863,334	1,859,965

EVENT NAME	STATE NAME	PROG CODE	DECLARED	ALLOCATIONS	OBLIGATIONS	EXPENDITURES
	RHODE ISLAND	3255EM	9/19/2005	1,524,708	1,025,983	12,057
	SOUTH CAROLINA	3233EM	9/10/2005	3,657,004	3,305,774	2,941,620
	SOUTH DAKOTA	3234EM	9/10/2005	294,422	271,720	211,574
	TENNESSEE	3217EM	9/5/2005	29,088,363	27,685,333	22,965,256
	TEXAS	3216EM	9/2/2005	507,363,351	502,411,932	370,845,393
	UTAH	3223EM	9/5/2005	1,414,818	1,395,227	1,191,155
	VIRGINIA	3240EM	9/12/2005	724,010	695,501	371,574
	WASHINGTON	3227EM	9/7/2005	3,322,533	3,250,941	285,672
	WEST VIRGINIA	3221EM	9/5/2005	444,811	419,345	409,274
	WISCONSIN	3249EM	9/13/2005	3,525,965	2,972,152	554,136
KATRINA Total				27,995,186,596	25,957,693,858	15,278,753,976
RITA	FLORIDA	3259EM	9/20/2005	9,990,801	9,881,146	5,028,015
	LOUISIANA	1607DR	9/24/2005	1,771,848,010	1,671,957,583	829,520,600
		3260EM	9/21/2005	275,000	275,000	
	TEXAS	1606DR	9/24/2005	2,093,559,889	1,906,760,737	1,111,803,603
		3261EM	9/21/2005	111,299,539	111,233,272	11,379,358
RITA Total				3,986,973,239	3,700,107,738	1,957,731,576
WILMA	FLORIDA	1609DR	10/24/2005	1,920,001,772	1,855,467,337	893,698,172
WILMA Total				1,920,001,772	1,855,467,337	893,698,172
Grand Total				33,902,161,606	31,513,268,933	18,130,183,724

FINANCIAL INFORMATION TOOL
FOR HURRICANE KATRINA, RITA, & WILMA DECLARATIONS ONLY

AS OF 05-10-2006

STATE NAME	EVENT NAME	PROG CODE	DECLARED	ALLOCATIONS	OBLIGATIONS	EXPENDITURES
ALABAMA	KATRINA	1605DR	8/29/2005	1,691,162,194	1,623,512,839	1,326,427,139
		3214EM	8/28/2005	84,454	84,454	52,976
		3237EM	9/10/2005	3,500,000	3,019,062	1,833,460
ALABAMA Total				1,694,746,648	1,626,616,355	1,328,313,575
ARIZONA	KATRINA	3241EM	9/12/2005	6,615,858	6,603,783	4,240,498
ARIZONA Total				6,615,858	6,603,783	4,240,498
ARKANSAS	KATRINA	3215EM	9/2/2005	53,487,659	52,321,498	43,346,884
ARKANSAS Total				53,487,659	52,321,498	43,346,884
CALIFORNIA	KATRINA	3248EM	9/13/2005	903,320	613,512	574,231
CALIFORNIA Total				903,320	613,512	574,231
COLORADO	KATRINA	3224EM	9/5/2005	14,245,710	14,027,829	12,804,234
COLORADO Total				14,245,710	14,027,829	12,804,234
CONNECTICUT	KATRINA	3246EM	9/13/2005	1,043,301	389,727	22,287
CONNECTICUT Total				1,043,301	389,727	22,287
DELAWARE	KATRINA	3263EM	9/30/2005	149,841	101,351	78,150
DELAWARE Total				149,841	101,351	78,150
DISTRICT OF COLUMBIA	KATRINA	3226EM	9/7/2005	1,836,241	1,789,350	54,053
DISTRICT OF COLUMBIA Total				1,836,241	1,789,350	54,053
FLORIDA	KATRINA	1602DR	8/28/2005	192,972,238	186,270,664	117,820,160
		3220EM	9/5/2005	9,202,272	7,848,091	244,595
	RITA	3259EM	9/20/2005	9,990,801	9,881,146	5,028,015
	WILMA	1609DR	10/24/2005	1,920,001,772	1,855,467,337	893,698,172
FLORIDA Total				2,132,167,082	2,059,467,238	1,016,790,942
GEORGIA	KATRINA	3218EM	9/5/2005	20,952,767	16,474,006	8,998,317
GEORGIA Total				20,952,767	16,474,006	8,998,317
IDAHO	KATRINA	3244EM	9/13/2005	619,837	594,243	108,789
IDAHO Total				619,837	594,243	108,789
ILLINOIS	KATRINA	3230EM	9/7/2005	2,633,085	1,217,862	850,282
ILLINOIS Total				2,633,085	1,217,862	850,282
INDIANA	KATRINA	3238EM	9/10/2005	4,150,856	3,852,210	38,192
INDIANA Total				4,150,856	3,852,210	38,192
IOWA	KATRINA	3239EM	9/10/2005	288,998	228,257	216,822
IOWA Total				288,998	228,257	216,822
KANSAS	KATRINA	3236EM	9/10/2005	219,498	163,255	154,120
KANSAS Total				219,498	163,255	154,120
KENTUCKY	KATRINA	3231EM	9/10/2005	4,309,961	4,269,366	1,194,993
KENTUCKY Total				4,309,961	4,269,366	1,194,993
LOUISIANA	KATRINA	1603DR	8/29/2005	16,864,443,830	15,685,411,078	9,414,584,474
		3212EM	8/27/2005	8,508,058	8,508,058	722,182
	RITA	1607DR	9/24/2005	1,771,848,010	1,671,957,583	829,520,600
	3260EM	9/21/2005	275,000	275,000		

STATE NAME	EVENT NAME	PROG CODE	DECLARED	ALLOCATIONS	OBLIGATIONS	EXPENDITURES
LOUISIANA Total				18,645,074,899	17,366,151,720	10,244,827,257
MAINE	KATRINA	3256EM	9/19/2005	106,000	53,927	
MAINE Total				106,000	53,927	
MARYLAND	KATRINA	3251EM	9/13/2005	3,106,326	1,223,925	531,497
MARYLAND Total				3,106,326	1,223,925	531,497
MASSACHUSETTS	KATRINA	3252EM	9/13/2005	5,573,096	4,669,979	4,586,470
MASSACHUSETTS Total				5,573,096	4,669,979	4,586,470
MICHIGAN	KATRINA	3225EM	9/7/2005	1,955,284	1,694,769	868,174
MICHIGAN Total				1,955,284	1,694,769	868,174
MINNESOTA	KATRINA	3242EM	9/13/2005	15,024,450	3,575,105	981,368
MINNESOTA Total				15,024,450	3,575,105	981,368
MISSISSIPPI	KATRINA	1604DR	8/29/2005	8,501,340,160	7,756,488,206	3,921,041,113
		3213EM	8/28/2005	2,622,585	2,622,585	93,849
MISSISSIPPI Total				8,503,962,745	7,759,110,791	3,921,134,962
MISSOURI	KATRINA	3232EM	9/10/2005	2,675,895	2,497,985	586,496
MISSOURI Total				2,675,895	2,497,985	586,496
MONTANA	KATRINA	3253EM	9/13/2005	442,856	428,958	143,474
MONTANA Total				442,856	428,958	143,474
NEBRASKA	KATRINA	3245EM	9/13/2005	266,702	211,402	64,846
NEBRASKA Total				266,702	211,402	64,846
NEVADA	KATRINA	3243EM	9/13/2005	1,284,759	832,694	668,896
NEVADA Total				1,284,759	832,694	668,896
NEW HAMPSHIRE	KATRINA	3258EM	9/19/2005	106,000	15,887	92
NEW HAMPSHIRE Total				106,000	15,887	92
NEW JERSEY	KATRINA	3257EM	9/19/2005	170,293	161,325	151,748
NEW JERSEY Total				170,293	161,325	151,748
NEW MEXICO	KATRINA	3229EM	9/7/2005	2,246,307	912,682	145,829
NEW MEXICO Total				2,246,307	912,682	145,829
NEW YORK	KATRINA	3262EM	9/30/2005	1,550,796	1,508,538	1,050,817
NEW YORK Total				1,550,796	1,508,538	1,050,817
NORTH CAROLINA	KATRINA	3222EM	9/5/2005	2,002,261	1,977,901	1,205,390
NORTH CAROLINA Total				2,002,261	1,977,901	1,205,390
NORTH DAKOTA	KATRINA	3247EM	9/13/2005	65,732	45,494	20,151
NORTH DAKOTA Total				65,732	45,494	20,151
OHIO	KATRINA	3250EM	9/13/2005	2,543,530	2,157,511	1,423,538
OHIO Total				2,543,530	2,157,511	1,423,538
OKLAHOMA	KATRINA	3219EM	9/5/2005	14,427,223	10,931,906	8,781,569
OKLAHOMA Total				14,427,223	10,931,906	8,781,569
OREGON	KATRINA	3228EM	9/7/2005	2,092,300	2,085,339	394,146
OREGON Total				2,092,300	2,085,339	394,146
PENNSYLVANIA	KATRINA	3235EM	9/10/2005	2,894,075	2,863,334	1,859,965
PENNSYLVANIA Total				2,894,075	2,863,334	1,859,965
RHODE ISLAND	KATRINA	3255EM	9/19/2005	1,524,708	1,025,983	12,057
RHODE ISLAND Total				1,524,708	1,025,983	12,057
SOUTH CAROLINA	KATRINA	3233EM	9/10/2005	3,657,004	3,305,774	2,941,620
SOUTH CAROLINA Total				3,657,004	3,305,774	2,941,620
SOUTH DAKOTA	KATRINA	3234EM	9/10/2005	294,422	271,720	211,574

STATE NAME	EVENT NAME	PROG CODE	DECLARED	ALLOCATIONS	OBLIGATIONS	EXPENDITURES
SOUTH DAKOTA Total				294,422	271,720	211,574
TENNESSEE	KATRINA	3217EM	9/5/2005	29,088,363	27,685,333	22,965,256
TENNESSEE Total				29,088,363	27,685,333	22,965,256
TEXAS	KATRINA	3216EM	9/2/2005	507,363,351	502,411,932	370,845,393
	RITA	1606DR	9/24/2005	2,093,559,889	1,906,760,737	1,111,803,603
		3261EM	9/21/2005	111,299,539	111,233,272	11,379,358
TEXAS Total				2,712,222,779	2,520,405,941	1,494,028,353
UTAH	KATRINA	3223EM	9/5/2005	1,414,818	1,395,227	1,191,155
UTAH Total				1,414,818	1,395,227	1,191,155
VIRGINIA	KATRINA	3240EM	9/12/2005	724,010	695,501	371,574
VIRGINIA Total				724,010	695,501	371,574
WASHINGTON	KATRINA	3227EM	9/7/2005	3,322,533	3,250,941	285,672
WASHINGTON Total				3,322,533	3,250,941	285,672
WEST VIRGINIA	KATRINA	3221EM	9/5/2005	444,811	419,345	409,274
WEST VIRGINIA Total				444,811	419,345	409,274
WISCONSIN	KATRINA	3249EM	9/13/2005	3,525,965	2,972,152	554,136
WISCONSIN Total				3,525,965	2,972,152	554,136
Grand Total				33,902,161,606	31,513,268,933	18,130,183,724

FINANCIAL INFORMATION TOOL
FOR HURRICANE KATRINA, RITA, & WILMA DECLARATIONS ONLY

AS OF 05-10-2006

PROG CODE	STATE NAME	EVENT NAME	DECLARED	PROGRAM AREA	ALLOCATIONS	OBLIGATIONS	EXPENDITURES
1602DR	FLORIDA	KATRINA	8/28/2005	2-INFRASTRUCTURE	160,558,474	158,714,655	106,039,701
				4-OPERATIONS	10,000	10,000	
				5-ADMINISTRATION	32,403,764	27,546,009	11,780,459
1602DR Total					192,972,238	186,270,664	117,820,160
1603DR	LOUISIANA	KATRINA	8/29/2005	1-HUMAN SERVICES	8,427,841,597	7,573,315,689	6,918,418,689
				2-INFRASTRUCTURE	2,436,981,247	2,434,368,309	1,020,175,391
				3-MITIGATION	13,702,216	9,017,699	3,311,130
				4-OPERATIONS	2,977,685,001	2,977,291,306	221,330,231
				5-ADMINISTRATION	3,008,233,769	2,691,418,074	1,251,349,033
1603DR Total					16,864,443,830	15,685,411,078	9,414,584,474
1604DR	MISSISSIPPI	KATRINA	8/29/2005	1-HUMAN SERVICES	2,994,358,088	2,373,766,880	2,149,853,326
				2-INFRASTRUCTURE	1,166,163,660	1,160,758,103	562,814,845
				3-MITIGATION	17,998,947	10,923,894	2,016,095
				4-OPERATIONS	1,661,212,910	1,660,269,909	167,721,974
				5-ADMINISTRATION	2,661,606,555	2,550,769,420	1,038,634,873
1604DR Total					8,501,340,160	7,756,488,206	3,921,041,113
1605DR	ALABAMA	KATRINA	8/29/2005	1-HUMAN SERVICES	1,208,585,608	1,153,648,272	1,100,884,674
				2-INFRASTRUCTURE	100,426,362	98,663,159	69,535,417
				3-MITIGATION	2,784,984	2,449,984	772,780
				4-OPERATIONS	181,500,000	181,500,000	51,889,953
				5-ADMINISTRATION	197,865,241	187,251,424	103,344,315
1605DR Total					1,691,162,194	1,623,512,839	1,326,427,139
1606DR	TEXAS	RITA	9/24/2005	1-HUMAN SERVICES	953,702,450	871,109,419	693,662,371
				2-INFRASTRUCTURE	277,493,900	261,367,663	185,754,795
				3-MITIGATION	11,983,923	3,819,956	544,191
				4-OPERATIONS	238,200,000	235,517,600	7,655,339
				5-ADMINISTRATION	612,179,616	534,946,099	224,186,907
1606DR Total					2,093,559,889	1,906,760,737	1,111,803,603
1607DR	LOUISIANA	RITA	9/24/2005	1-HUMAN SERVICES	595,642,624	544,730,243	533,639,620
				2-INFRASTRUCTURE	227,064,097	226,247,886	89,467,395
				3-MITIGATION	5,278,527	4,533,487	1,802,481
				4-OPERATIONS	521,036,000	521,036,000	52,998,013
				5-ADMINISTRATION	422,826,763	375,409,967	151,613,091
1607DR Total					1,771,848,010	1,671,957,583	829,520,600
1609DR	FLORIDA	WILMA	10/24/2005	1-HUMAN SERVICES	491,757,481	478,271,830	397,811,518
				2-INFRASTRUCTURE	843,176,700	835,814,065	428,125,156
				3-MITIGATION	1,000,000	899,797	161,373
				4-OPERATIONS	234,028,384	234,028,384	759,606
				5-ADMINISTRATION	350,039,207	306,453,261	66,840,519
1609DR Total					1,920,001,772	1,855,467,337	893,698,172
3212EM	LOUISIANA	KATRINA	8/27/2005	2-INFRASTRUCTURE			
				4-OPERATIONS	1,500,000	1,500,000	
				5-ADMINISTRATION	7,008,058	7,008,058	722,182
3212EM Total					8,508,058	8,508,058	722,182
3213EM	MISSISSIPPI	KATRINA	8/28/2005	2-INFRASTRUCTURE			
				4-OPERATIONS			
				5-ADMINISTRATION	2,622,585	2,622,585	93,849
3213EM Total					2,622,585	2,622,585	93,849

PROG CODE	STATE NAME	EVENT NAME	DECLARED	PROGRAM AREA	ALLOCATIONS	OBLIGATIONS	EXPENDITURES
3214EM	ALABAMA	KATRINA	8/28/2005	2-INFRASTRUCTURE 4-OPERATIONS 5-ADMINISTRATION			
					84,454	84,454	52,976
3214EM Total					84,454	84,454	52,976
3215EM	ARKANSAS	KATRINA	9/2/2005	2-INFRASTRUCTURE 4-OPERATIONS 5-ADMINISTRATION	45,583,900	44,784,133	40,090,759
					3,500,000	3,500,000	
					4,403,759	4,037,365	3,256,125
3215EM Total					53,487,659	52,321,498	43,346,884
3216EM	TEXAS	KATRINA	9/2/2005	2-INFRASTRUCTURE 4-OPERATIONS 5-ADMINISTRATION	448,600,699	446,269,129	360,457,530
					37,740,000	37,740,000	1,300,346
					21,022,652	18,402,804	9,087,517
3216EM Total					507,363,351	502,411,932	370,845,393
3217EM	TENNESSEE	KATRINA	9/5/2005	2-INFRASTRUCTURE 4-OPERATIONS 5-ADMINISTRATION	29,000,000	27,596,970	22,883,893
					5,000	5,000	
					83,363	83,363	81,363
3217EM Total					29,088,363	27,685,333	22,965,256
3218EM	GEORGIA	KATRINA	9/5/2005	2-INFRASTRUCTURE 5-ADMINISTRATION	20,900,000	16,421,239	8,997,550
					52,767	52,767	767
3218EM Total					20,952,767	16,474,006	8,998,317
3219EM	OKLAHOMA	KATRINA	9/5/2005	2-INFRASTRUCTURE 5-ADMINISTRATION	14,250,313	10,769,968	8,632,235
					176,910	161,938	149,334
3219EM Total					14,427,223	10,931,906	8,781,569
3220EM	FLORIDA	KATRINA	9/5/2005	2-INFRASTRUCTURE 5-ADMINISTRATION	9,200,000	7,845,819	242,323
					2,272	2,272	
3220EM Total					9,202,272	7,848,091	244,595
3221EM	WEST VIRGINIA	KATRINA	9/5/2005	2-INFRASTRUCTURE 5-ADMINISTRATION	321,000	315,855	305,784
					123,811	103,490	103,490
3221EM Total					444,811	419,345	409,274
3222EM	NORTH CAROLINA	KATRINA	9/5/2005	2-INFRASTRUCTURE 5-ADMINISTRATION	2,000,000	1,975,640	1,205,129
					2,261	2,261	261
3222EM Total					2,002,261	1,977,901	1,205,390
3223EM	UTAH	KATRINA	9/5/2005	2-INFRASTRUCTURE 4-OPERATIONS 5-ADMINISTRATION	1,333,020	1,333,020	1,144,220
					81,798	62,207	46,935
3223EM Total					1,414,818	1,395,227	1,191,155
3224EM	COLORADO	KATRINA	9/5/2005	2-INFRASTRUCTURE 4-OPERATIONS 5-ADMINISTRATION	13,597,030	13,597,030	12,377,627
					648,680	430,799	426,607
3224EM Total					14,245,710	14,027,829	12,804,234
3225EM	MICHIGAN	KATRINA	9/7/2005	2-INFRASTRUCTURE 5-ADMINISTRATION	1,500,000	1,357,902	599,017
					455,284	336,867	269,157
3225EM Total					1,955,284	1,694,769	868,174
3226EM	DISTRICT OF COLUMBIA	KATRINA	9/7/2005	2-INFRASTRUCTURE 5-ADMINISTRATION	1,735,438	1,735,298	
					100,803	54,053	54,053
3226EM Total					1,836,241	1,789,350	54,053
3227EM	WASHINGTON	KATRINA	9/7/2005	2-INFRASTRUCTURE 5-ADMINISTRATION	2,936,187	2,936,186	
					386,346	314,754	285,672
3227EM Total					3,322,533	3,250,941	285,672
3228EM	OREGON	KATRINA	9/7/2005	2-INFRASTRUCTURE 5-ADMINISTRATION	2,047,247	2,047,243	363,013
					45,053	38,096	31,133
3228EM Total					2,092,300	2,085,339	394,146
3229EM	NEW MEXICO	KATRINA	9/7/2005	2-INFRASTRUCTURE 5-ADMINISTRATION	2,139,800	842,550	79,467
					106,507	70,132	66,361
3229EM Total					2,246,307	912,682	145,829

PROG CODE	STATE NAME	EVENT NAME	DECLARED	PROGRAM AREA	ALLOCATIONS	OBLIGATIONS	EXPENDITURES
3230EM	ILLINOIS	KATRINA	9/7/2005	2-INFRASTRUCTURE	2,418,578	1,021,069	691,290
				5-ADMINISTRATION	214,507	196,793	158,992
3230EM Total					2,633,085	1,217,862	850,282
3231EM	KENTUCKY	KATRINA	9/10/2005	2-INFRASTRUCTURE	4,300,000	4,259,405	1,187,033
				5-ADMINISTRATION	9,961	9,961	7,961
3231EM Total					4,309,961	4,269,366	1,194,993
3232EM	MISSOURI	KATRINA	9/10/2005	2-INFRASTRUCTURE	2,005,000	1,899,250	
				5-ADMINISTRATION	670,895	598,735	586,496
3232EM Total					2,675,895	2,497,985	586,496
3233EM	SOUTH CAROLINA	KATRINA	9/10/2005	2-INFRASTRUCTURE	3,614,915	3,263,685	2,901,531
				5-ADMINISTRATION	42,089	42,089	40,089
3233EM Total					3,657,004	3,305,774	2,941,620
3234EM	SOUTH DAKOTA	KATRINA	9/10/2005	2-INFRASTRUCTURE	261,722	261,676	205,943
				5-ADMINISTRATION	32,700	10,044	5,630
3234EM Total					294,422	271,720	211,574
3235EM	PENNSYLVANIA	KATRINA	9/10/2005	2-INFRASTRUCTURE	2,639,000	2,627,775	1,635,334
				5-ADMINISTRATION	255,075	235,560	224,631
3235EM Total					2,894,075	2,863,334	1,859,965
3236EM	KANSAS	KATRINA	9/10/2005	2-INFRASTRUCTURE	163,200	163,069	153,933
				5-ADMINISTRATION	56,298	187	187
3236EM Total					219,498	163,255	154,120
3237EM	ALABAMA	KATRINA	9/10/2005	2-INFRASTRUCTURE	2,500,000	2,019,062	1,833,460
				4-OPERATIONS	1,000,000	1,000,000	
				5-ADMINISTRATION			
3237EM Total					3,500,000	3,019,062	1,833,460
3238EM	INDIANA	KATRINA	9/10/2005	2-INFRASTRUCTURE	4,127,992	3,850,268	36,250
				5-ADMINISTRATION	22,864	1,942	1,942
3238EM Total					4,150,856	3,852,210	38,192
3239EM	IOWA	KATRINA	9/10/2005	2-INFRASTRUCTURE	222,618	222,618	211,183
				5-ADMINISTRATION	66,380	5,639	5,639
3239EM Total					288,998	228,257	216,822
3240EM	VIRGINIA	KATRINA	9/12/2005	2-INFRASTRUCTURE	593,100	592,846	268,919
				5-ADMINISTRATION	130,910	102,655	102,655
3240EM Total					724,010	695,501	371,574
3241EM	ARIZONA	KATRINA	9/12/2005	2-INFRASTRUCTURE	4,385,030	4,385,020	4,043,573
				5-ADMINISTRATION	2,230,828	2,218,763	196,925
3241EM Total					6,615,858	6,603,783	4,240,498
3242EM	MINNESOTA	KATRINA	9/13/2005	2-INFRASTRUCTURE	15,000,000	3,575,105	981,368
				5-ADMINISTRATION	24,450		
3242EM Total					15,024,450	3,575,105	981,368
3243EM	NEVADA	KATRINA	9/13/2005	2-INFRASTRUCTURE	1,000,000	568,297	422,109
				5-ADMINISTRATION	284,759	264,397	246,787
3243EM Total					1,284,759	832,694	668,896
3244EM	IDAHO	KATRINA	9/13/2005	2-INFRASTRUCTURE	584,137	584,134	98,929
				5-ADMINISTRATION	35,700	10,108	9,860
3244EM Total					619,837	594,243	108,789
3245EM	NEBRASKA	KATRINA	9/13/2005	2-INFRASTRUCTURE	210,100	210,100	63,544
				5-ADMINISTRATION	56,602	1,302	1,302
3245EM Total					266,702	211,402	64,846
3246EM	CONNECTICUT	KATRINA	9/13/2005	2-INFRASTRUCTURE	1,000,000	353,722	
				5-ADMINISTRATION	43,301	36,005	22,287
3246EM Total					1,043,301	389,727	22,287
3247EM	NORTH DAKOTA	KATRINA	9/13/2005	2-INFRASTRUCTURE	23,747	23,747	
				5-ADMINISTRATION	41,985	21,747	20,151

PROG CODE	STATE NAME	EVENT NAME	DECLARED	PROGRAM AREA	ALLOCATIONS	OBLIGATIONS	EXPENDITURES
3247EM Total					65,732	45,494	20,151
3248EM	CALIFORNIA	KATRINA	9/13/2005	2-INFRASTRUCTURE	200,000		
				5-ADMINISTRATION	703,320	613,512	574,231
3248EM Total					903,320	613,512	574,231
3249EM	WISCONSIN	KATRINA	9/13/2005	2-INFRASTRUCTURE	3,501,228	2,970,925	552,911
				5-ADMINISTRATION	24,737	1,227	1,225
3249EM Total					3,525,965	2,972,152	554,136
3250EM	OHIO	KATRINA	9/13/2005	2-INFRASTRUCTURE	2,518,180	2,157,511	1,423,538
				5-ADMINISTRATION	25,350		
3250EM Total					2,543,530	2,157,511	1,423,538
3251EM	MARYLAND	KATRINA	9/13/2005	2-INFRASTRUCTURE	3,000,000	1,141,079	448,650
				5-ADMINISTRATION	106,326	82,847	82,847
3251EM Total					3,106,326	1,223,925	531,497
3252EM	MASSACHUSETTS	KATRINA	9/13/2005	2-INFRASTRUCTURE	5,250,000	4,388,139	4,332,716
				5-ADMINISTRATION	323,096	281,840	253,755
3252EM Total					5,573,096	4,669,979	4,586,470
3253EM	MONTANA	KATRINA	9/13/2005	2-INFRASTRUCTURE	400,000	397,372	115,492
				5-ADMINISTRATION	42,856	31,586	27,982
3253EM Total					442,856	428,958	143,474
3255EM	RHODE ISLAND	KATRINA	9/19/2005	2-INFRASTRUCTURE	1,500,000	1,008,050	
				5-ADMINISTRATION	24,708	17,933	12,057
3255EM Total					1,524,708	1,025,983	12,057
3256EM	MAINE	KATRINA	9/19/2005	2-INFRASTRUCTURE	100,000	47,927	
				5-ADMINISTRATION	6,000	6,000	
3256EM Total					106,000	53,927	
3257EM	NEW JERSEY	KATRINA	9/19/2005	2-INFRASTRUCTURE	120,026	120,026	116,692
				5-ADMINISTRATION	50,267	41,300	35,057
3257EM Total					170,293	161,325	151,748
3258EM	NEW HAMPSHIRE	KATRINA	9/19/2005	2-INFRASTRUCTURE	100,000	9,887	
				5-ADMINISTRATION	6,000	6,000	92
3258EM Total					106,000	15,887	92
3259EM	FLORIDA	RITA	9/20/2005	2-INFRASTRUCTURE	8,700,000	8,590,346	4,958,756
				4-OPERATIONS	10,000	10,000	
				5-ADMINISTRATION	1,280,801	1,280,801	69,260
3259EM Total					9,990,801	9,881,146	5,028,015
3260EM	LOUISIANA	RITA	9/21/2005	2-INFRASTRUCTURE			
				4-OPERATIONS	100,000	100,000	
				5-ADMINISTRATION	175,000	175,000	
3260EM Total					275,000	275,000	
3261EM	TEXAS	RITA	9/21/2005	2-INFRASTRUCTURE	5,435,000	5,368,733	5,135,869
				4-OPERATIONS	5,000,000	5,000,000	
				5-ADMINISTRATION	100,864,539	100,864,539	6,243,489
3261EM Total					111,299,539	111,233,272	11,379,358
3262EM	NEW YORK	KATRINA	9/30/2005	2-INFRASTRUCTURE	1,258,446	1,258,446	807,848
				5-ADMINISTRATION	292,350	250,092	242,969
3262EM Total					1,550,796	1,508,538	1,050,817
3263EM	DELAWARE	KATRINA	9/30/2005	2-INFRASTRUCTURE	100,941	100,908	77,707
				5-ADMINISTRATION	48,900	443	443
3263EM Total					149,841	101,351	78,150
Grand Total					33,902,161,606	31,513,268,933	18,130,183,724

FINANCIAL INFORMATION TOOL
FOR HURRICANE KATRINA, RITA, & WILMA DECLARATIONS ONLY
AS OF 05-10-2006

PROG CODE	STATE NAME	EVENT NAME	DECLARED	PROGRAM AREA	PROGRAM NAME	ALLOCATIONS	OBLIGATIONS	EXPENDITURES					
1602DR	FLORIDA	KATRINA	8/28/2005	2-INFRASTRUCTURE	2594-INSPECTIONS	7,922,400	8,184,400	6,813,782					
					416X-PUBLIC ASSISTANCE	152,636,074	150,530,255	99,225,918					
				2-INFRASTRUCTURE Total						160,558,474	158,714,655	106,039,701	
				4-OPERATIONS	2507-MISSIONS-TA	10,000	10,000						
					2508-MISSIONS-DFA								
				4-OPERATIONS Total						10,000	10,000		
				5-ADMINISTRATION	11XX-SALARIES & BENEFITS	2,533,231	2,277,355	2,277,355					
					21XX-TRAVEL	2,086,994	2,077,069	1,727,741					
					22XX-TRANSPORTION	586,000	525,020	37,645					
					23XX-RENT, COMM, UTILITIES	1,677,662	1,381,875	1,152,804					
					24XX-PRINT & REPRO	20,000	10,500						
					2501-MISSIONS-FOS	19,187,425	15,195,925	6,392,881					
					25XX-OTHER SERVICES	5,924,696	5,744,696	122,350					
					26XX-SUPPLIES & MATERIALS	236,256	239,000	37,991					
					31XX-EQUIPMENT	151,500	94,570	31,692					
					5-ADMINISTRATION Total						32,403,764	27,546,009	11,780,459
				1602DR Total						192,972,238	186,270,664	117,820,160	
1603DR	LOUISIANA	KATRINA	8/29/2005	1-HUMAN SERVICES	2503-UNEMPLOYMENT	301,189,802	300,039,802	300,039,802					
					2504-CRISIS COUNSELING-NIMH	15,753,102	4,042,584	4,042,584					
					2576-LEGAL SERVICES	165,000	30,500	30,500					
					2592-INSPECTIONS	105,950,844	89,238,133	63,339,943					
					4149-OTHER NEEDS ASSISTANCE	1,344,495,263	1,344,495,263	1,310,071,689					
					414X-HOUSING ASSISTANCE	3,089,775,567	3,089,834,184	3,077,118,164					
					4152-CRISIS COUNSELING-SCC	20,574,070	17,803,805	7,672,737					
					MANUFACTURED HOUSING	3,549,937,949	2,727,831,418	2,156,103,270					
					1-HUMAN SERVICES Total						8,427,841,597	7,573,315,689	6,918,418,689
					2-INFRASTRUCTURE	2594-INSPECTIONS	201,233,900	199,977,677	101,271,527				
				416X-PUBLIC ASSISTANCE		2,235,747,347	2,234,390,632	918,903,864					
				2-INFRASTRUCTURE Total						2,436,981,247	2,434,368,309	1,020,175,391	
				3-MITIGATION	2593-INSPECTIONS	11,233,976	6,549,459	3,311,130					
					4173-HAZARD MITIGATION	2,468,240	2,468,240						
				3-MITIGATION Total						13,702,216	9,017,699	3,311,130	
				4-OPERATIONS	2507-MISSIONS-TA	10,277,500	9,989,000	253,090					
					2508-MISSIONS-DFA	2,967,407,501	2,967,302,306	221,077,141					
				4-OPERATIONS Total						2,977,685,001	2,977,291,306	221,330,231	
				5-ADMINISTRATION	11XX-SALARIES & BENEFITS	149,836,865	149,255,803	149,255,803					
					21XX-TRAVEL	109,044,410	102,397,229	93,751,078					
					22XX-TRANSPORTION	13,364,320	13,119,628	8,453,343					
					23XX-RENT, COMM, UTILITIES	195,676,000	178,724,731	122,316,359					
					24XX-PRINT & REPRO	2,484,004	2,148,284	370,705					
					2501-MISSIONS-FOS	738,744,987	738,659,851	24,155,562					
					25XX-OTHER SERVICES	1,273,355,624	1,023,991,062	523,895,762					
					26XX-SUPPLIES & MATERIALS	342,135,580	324,479,277	224,520,277					
					31XX-EQUIPMENT	124,887,918	102,144,750	84,567,386					
					32XX-LAND & STRUCTURES	8,108,620	5,902,020	3,178,974					
				4101-URBAN SEARCH & RESCUE	50,595,440	50,595,439	16,883,784						
				5-ADMINISTRATION Total						3,008,233,769	2,691,418,074	1,251,349,033	
1603DR Total						16,864,443,830	15,685,411,078	9,414,584,474					
1604DR	MISSISSIPPI	KATRINA	8/29/2005	1-HUMAN SERVICES	2503-UNEMPLOYMENT	100,000,056	85,950,000	85,950,000					
					2504-CRISIS COUNSELING-NIMH	50,342,191	15,802,292	15,595,656					
					2576-LEGAL SERVICES	44,000	43,492	43,492					
					2592-INSPECTIONS	67,006,340	53,369,207	36,038,951					
					4149-OTHER NEEDS ASSISTANCE	351,844,491	348,844,491	334,149,041					
					414X-HOUSING ASSISTANCE	830,965,357	830,965,269	817,083,103					
					4152-CRISIS COUNSELING-SCC	11,074,111	10,161,384	6,789,358					
					MANUFACTURED HOUSING	1,583,081,542	1,028,630,746	854,203,726					
					1-HUMAN SERVICES Total						2,994,358,088	2,373,766,880	2,149,853,326
					2-INFRASTRUCTURE	2594-INSPECTIONS	84,638,700	81,121,700	42,058,931				
				416X-PUBLIC ASSISTANCE		1,081,524,960	1,079,636,403	520,755,914					
				2-INFRASTRUCTURE Total						1,166,163,660	1,160,758,103	562,814,845	
				3-MITIGATION	2593-INSPECTIONS	12,624,761	5,549,708	1,772,589					

PROG CODE	STATE NAME	EVENT NAME	DECLARED	PROGRAM AREA	PROGRAM NAME	ALLOCATIONS	OBLIGATIONS	EXPENDITURES
					4173-HAZARD MITIGATION	5,374,186	5,374,186	243,506
					3-MITIGATION Total	17,998,947	10,923,894	2,016,095
				4-OPERATIONS	2507-MISSIONS-TA	14,013,256	13,070,256	1,667,931
					2508-MISSIONS-DFA	1,647,199,654	1,647,199,653	166,054,044
					4-OPERATIONS Total	1,661,212,910	1,660,269,909	167,721,974
				5-ADMINISTRATION	11XX-SALARIES & BENEFITS	125,614,741	120,623,380	120,623,380
					21XX-TRAVEL	76,096,714	72,022,805	56,294,551
					22XX-TRANSPORTION	29,400,851	26,844,175	25,973,277
					23XX-RENT, COMM, UTILITIES	55,302,139	42,342,279	23,189,882
					24XX-PRINT & REPRO	2,270,701	2,176,723	1,076,876
					2501-MISSIONS-FOS	1,466,006,790	1,465,556,789	312,812,414
					25XX-OTHER SERVICES	608,171,818	543,977,769	352,917,142
					26XX-SUPPLIES & MATERIALS	190,300,372	176,637,845	71,324,476
					31XX-EQUIPMENT	81,814,552	74,418,665	66,056,894
					32XX-LAND & STRUCTURES	2,027,846	1,568,961	1,222,907
					4101-URBAN SEARCH & RESCUE	24,600,030	24,600,030	7,143,074
					5-ADMINISTRATION Total	2,661,606,555	2,550,769,420	1,038,634,873
1604DR Total						8,501,340,160	7,756,488,206	3,921,041,113
1605DR	ALABAMA	KATRINA	8/29/2005	1-HUMAN SERVICES	2503-UNEMPLOYMENT	1,948,400	1,372,364	1,372,364
					2504-CRISIS COUNSELING-NIMH	4,436,110	1,203,860	488,246
					2576-LEGAL SERVICES	5,775	5,775	5,775
					2592-INSPECTIONS	21,886,811	8,123,500	7,016,193
					4149-OTHER NEEDS ASSISTANCE	31,470,394	31,470,394	29,251,165
					414X-HOUSING ASSISTANCE	89,406,632	89,131,632	88,268,631
					4152-CRISIS COUNSELING-SCC	3,135,574	3,135,574	1,492,761
					MANUFACTURED HOUSING	1,056,295,911	1,019,205,173	972,989,540
					1-HUMAN SERVICES Total	1,208,585,608	1,153,648,272	1,100,884,674
				2-INFRASTRUCTURE	2594-INSPECTIONS	1,449,000	1,448,600	967,204
					416X-PUBLIC ASSISTANCE	98,977,362	97,214,559	68,568,213
					2-INFRASTRUCTURE Total	100,426,362	98,663,159	69,535,417
				3-MITIGATION	2593-INSPECTIONS	2,784,984	2,449,984	772,780
					3-MITIGATION Total	2,784,984	2,449,984	772,780
				4-OPERATIONS	2507-MISSIONS-TA	3,000,000	3,000,000	119,628
					2508-MISSIONS-DFA	178,500,000	178,500,000	51,770,324
					4-OPERATIONS Total	181,500,000	181,500,000	51,889,953
				5-ADMINISTRATION	11XX-SALARIES & BENEFITS	18,331,305	17,001,681	17,001,681
					21XX-TRAVEL	17,924,228	17,922,511	15,392,448
					22XX-TRANSPORTION	2,414,000	1,106,100	132,373
					23XX-RENT, COMM, UTILITIES	7,659,755	7,218,609	4,544,955
					24XX-PRINT & REPRO	380,892	239,327	110,923
					2501-MISSIONS-FOS	82,026,850	82,026,122	20,428,154
					25XX-OTHER SERVICES	59,467,208	54,207,096	40,308,212
					26XX-SUPPLIES & MATERIALS	5,759,579	4,456,500	2,807,104
					31XX-EQUIPMENT	3,901,423	3,073,477	2,618,464
					5-ADMINISTRATION Total	197,865,241	187,251,424	103,344,315
1605DR Total						1,691,162,194	1,623,512,839	1,326,427,139
1606DR	TEXAS	RITA	9/24/2005	1-HUMAN SERVICES	2503-UNEMPLOYMENT	11,382,008	9,759,933	9,759,933
					2504-CRISIS COUNSELING-NIMH		1,546,988	
					2576-LEGAL SERVICES			
					2592-INSPECTIONS	44,082,928	37,661,997	25,917,026
					4149-OTHER NEEDS ASSISTANCE			(500)
					414X-HOUSING ASSISTANCE	636,014,899	636,014,000	502,298,799
					4152-CRISIS COUNSELING-SCC	1,557,215	650,742	
					4154-OTHER NEEDS ASSISTANCE	68,880,000	68,880,000	66,780,389
					MANUFACTURED HOUSING	191,785,400	116,595,759	88,906,725
					1-HUMAN SERVICES Total	953,702,450	871,109,419	693,662,371
				2-INFRASTRUCTURE	2594-INSPECTIONS	14,543,900	11,930,400	8,144,986
					416X-PUBLIC ASSISTANCE	262,950,000	249,437,263	177,609,809
					2-INFRASTRUCTURE Total	277,493,900	261,367,663	185,754,795
				3-MITIGATION	2593-INSPECTIONS	11,399,991	3,236,024	530,120
					4173-HAZARD MITIGATION	583,932	583,932	14,070
					3-MITIGATION Total	11,983,923	3,819,956	544,191
				4-OPERATIONS	2507-MISSIONS-TA	150,000	150,000	10,594
					2508-MISSIONS-DFA	238,050,000	235,367,600	7,644,746
					4-OPERATIONS Total	238,200,000	235,517,600	7,655,339
				5-ADMINISTRATION	11XX-SALARIES & BENEFITS	36,568,356	35,862,167	35,862,167

PROG CODE	STATE NAME	EVENT NAME	DECLARED	PROGRAM AREA	PROGRAM NAME	ALLOCATIONS	OBLIGATIONS	EXPENDITURES
					21XX-TRAVEL	27,739,242	27,707,413	26,213,718
					22XX-TRANSPORTION	2,549,000	410,000	133,367
					23XX-RENT, COMM, UTILITIES	13,002,975	10,002,166	5,255,591
					24XX-PRINT & REPRO	573,000	368,158	165,454
					2501-MISSIONS-FOS	257,489,000	256,899,000	17,859,375
					25XX-OTHER SERVICES	238,899,400	172,842,827	128,764,279
					26XX-SUPPLIES & MATERIALS	8,488,417	6,613,166	1,789,627
					31XX-EQUIPMENT	7,676,000	5,046,975	4,079,931
					4101-URBAN SEARCH & RESCUE	19,194,226	19,194,226	4,063,398
				5-ADMINISTRATION Total		612,179,616	534,946,099	224,186,907
1606DR Total						2,093,559,889	1,906,760,737	1,111,803,603
1607DR	LOUISIANA	RITA	9/24/2005	1-HUMAN SERVICES	2503-UNEMPLOYMENT	11,309,413	11,309,413	11,309,413
					2592-INSPECTIONS	30,934,542	28,518,791	20,116,106
					4149-OTHER NEEDS ASSISTANCE	100,300,000	100,300,000	98,984,927
					414X-HOUSING ASSISTANCE	403,086,669	403,086,669	401,960,054
					MANUFACTURED HOUSING	50,012,000	1,515,370	1,269,120
				1-HUMAN SERVICES Total		595,642,624	544,730,243	533,639,620
				2-INFRASTRUCTURE	2594-INSPECTIONS	4,952,000	4,915,000	1,664,873
					416X-PUBLIC ASSISTANCE	222,112,097	221,332,886	87,802,522
				2-INFRASTRUCTURE Total		227,064,097	226,247,886	89,467,395
				3-MITIGATION	2593-INSPECTIONS	4,844,983	4,099,943	1,802,481
					4173-HAZARD MITIGATION	433,544		
				3-MITIGATION Total		5,278,527	4,533,487	1,802,481
				4-OPERATIONS	2507-MISSIONS-TA	1,000,000	1,000,000	57,353
					2508-MISSIONS-DFA	520,036,000	520,036,000	52,940,661
				4-OPERATIONS Total		521,036,000	521,036,000	52,998,013
				5-ADMINISTRATION	11XX-SALARIES & BENEFITS	11,286,921	11,245,136	11,245,136
					21XX-TRAVEL	3,377,800	3,377,317	3,203,483
					22XX-TRANSPORTION	1,212,000	1,137,000	127,305
					23XX-RENT, COMM, UTILITIES	8,589,350	7,188,423	5,387,711
					24XX-PRINT & REPRO	550,000	463,910	90,071
					2501-MISSIONS-FOS	39,447,685	39,447,685	8,491,224
					25XX-OTHER SERVICES	308,050,237	268,146,243	92,421,835
					26XX-SUPPLIES & MATERIALS	41,000,770	39,177,798	29,305,316
					31XX-EQUIPMENT	4,006,000	2,140,456	65,148
					32XX-LAND & STRUCTURES	2,100,000		
					4101-URBAN SEARCH & RESCUE	3,206,000	3,086,000	1,275,863
				5-ADMINISTRATION Total		422,826,763	375,409,967	151,613,091
1607DR Total						1,771,848,010	1,671,957,583	829,520,600
1609DR	FLORIDA	WILMA	10/24/2005	1-HUMAN SERVICES	2503-UNEMPLOYMENT	5,770,125	5,770,125	5,770,125
					2504-CRISIS COUNSELING-NIMH	3,246,808	3,246,808	3,246,808
					2576-LEGAL SERVICES	5,000	5,000	5,000
					2592-INSPECTIONS	44,379,400	44,354,901	36,647,157
					4149-OTHER NEEDS ASSISTANCE	183,000,000	183,000,000	143,261,701
					414X-HOUSING ASSISTANCE	163,715,000	163,695,000	144,381,887
					4152-CRISIS COUNSELING-SCC	2,628,148	1,164,961	1,164,961
					MANUFACTURED HOUSING	89,013,000	77,035,035	63,333,878
				1-HUMAN SERVICES Total		491,757,481	478,271,830	397,811,518
				2-INFRASTRUCTURE	2594-INSPECTIONS	44,126,700	35,295,300	17,551,168
					416X-PUBLIC ASSISTANCE	799,050,000	800,518,765	410,573,987
				2-INFRASTRUCTURE Total		843,176,700	835,814,065	428,125,156
				3-MITIGATION	2593-INSPECTIONS	1,000,000	899,797	161,373
				3-MITIGATION Total		1,000,000	899,797	161,373
				4-OPERATIONS	2507-MISSIONS-TA	700,000	700,000	20,075
					2508-MISSIONS-DFA	233,328,384	233,328,384	739,531
				4-OPERATIONS Total		234,028,384	234,028,384	759,606
				5-ADMINISTRATION	11XX-SALARIES & BENEFITS	37,113,330	31,781,988	31,781,988
					21XX-TRAVEL	13,459,700	13,149,381	12,290,309
					22XX-TRANSPORTION	13,625,440	12,625,440	2,594,312
					23XX-RENT, COMM, UTILITIES	6,586,000	5,845,217	5,033,864
					24XX-PRINT & REPRO	548,500	286,870	199,313
					2501-MISSIONS-FOS	147,229,012	147,204,012	9,541,739
					25XX-OTHER SERVICES	31,382,000	13,915,091	3,030,477
					26XX-SUPPLIES & MATERIALS	91,470,000	74,707,295	1,443,705
					31XX-EQUIPMENT	2,310,000	891,919	377,990
					32XX-LAND & STRUCTURES	99,225	82,255	18,292

PROG CODE	STATE NAME	EVENT NAME	DECLARED	PROGRAM AREA	PROGRAM NAME	ALLOCATIONS	OBLIGATIONS	EXPENDITURES
					4101-URBAN SEARCH & RESCUE	6,216,000	5,963,794	528,529
				5-ADMINISTRATION Total		350,039,207	306,453,261	66,840,519
1609DR Total						1,920,001,772	1,855,467,337	893,698,172
3212EM	LOUISIANA	KATRINA	8/27/2005	2-INFRASTRUCTURE	416X-PUBLIC ASSISTANCE			
				2-INFRASTRUCTURE Total				
				4-OPERATIONS	2508-MISSIONS-DFA	1,500,000	1,500,000	
				4-OPERATIONS Total		1,500,000	1,500,000	
				5-ADMINISTRATION	11XX-SALARIES & BENEFITS	1,922	1,922	1,922
					21XX-TRAVEL	5,559	5,559	5,559
					22XX-TRANSPORTION			
					23XX-RENT, COMM, UTILITIES	588,577	588,577	538,577
					24XX-PRINT & REPRO			
					2501-MISSIONS-FOS	6,370,000	6,370,000	134,840
					25XX-OTHER SERVICES	40,000	40,000	40,000
					26XX-SUPPLIES & MATERIALS	2,000	2,000	1,284
					31XX-EQUIPMENT			
				5-ADMINISTRATION Total		7,008,058	7,008,058	722,182
3212EM Total						8,508,058	8,508,058	722,182
3213EM	MISSISSIPPI	KATRINA	8/28/2005	2-INFRASTRUCTURE	416X-PUBLIC ASSISTANCE			
				2-INFRASTRUCTURE Total				
				4-OPERATIONS	2507-MISSIONS-TA			
					2508-MISSIONS-DFA			
				4-OPERATIONS Total				
				5-ADMINISTRATION	11XX-SALARIES & BENEFITS	288	288	288
					21XX-TRAVEL			
					22XX-TRANSPORTION			
					23XX-RENT, COMM, UTILITIES			
					24XX-PRINT & REPRO			
					2501-MISSIONS-FOS	2,612,457	2,612,457	93,561
					25XX-OTHER SERVICES	9,840	9,840	
					26XX-SUPPLIES & MATERIALS			
				5-ADMINISTRATION Total		2,622,585	2,622,585	93,849
3213EM Total						2,622,585	2,622,585	93,849
3214EM	ALABAMA	KATRINA	8/28/2005	2-INFRASTRUCTURE	416X-PUBLIC ASSISTANCE			
				2-INFRASTRUCTURE Total				
				4-OPERATIONS	2507-MISSIONS-TA			
					2508-MISSIONS-DFA			
				4-OPERATIONS Total				
				5-ADMINISTRATION	11XX-SALARIES & BENEFITS			
					21XX-TRAVEL			
					22XX-TRANSPORTION			
					23XX-RENT, COMM, UTILITIES	30,000	30,000	30,000
					24XX-PRINT & REPRO			
					2501-MISSIONS-FOS	31,478	31,478	
					26XX-SUPPLIES & MATERIALS			
					31XX-EQUIPMENT			
				5-ADMINISTRATION Total		22,976	22,976	22,976
3214EM Total						84,454	84,454	52,976
3215EM	ARKANSAS	KATRINA	9/2/2005	2-INFRASTRUCTURE	2594-INSPECTIONS	1,583,900	1,583,900	1,119,780
					416X-PUBLIC ASSISTANCE	44,000,000	43,200,233	38,971,000
				2-INFRASTRUCTURE Total		45,583,900	44,784,133	40,090,759
				4-OPERATIONS	2508-MISSIONS-DFA	3,500,000	3,500,000	
				4-OPERATIONS Total		3,500,000	3,500,000	
				5-ADMINISTRATION	11XX-SALARIES & BENEFITS	1,649,153	1,373,141	1,373,141
					21XX-TRAVEL	1,575,082	1,572,391	1,495,042
					22XX-TRANSPORTION	16,100	15,125	7,601
					23XX-RENT, COMM, UTILITIES	391,644	353,035	285,055
					24XX-PRINT & REPRO	6,000	2,779	2,234
					2501-MISSIONS-FOS	580,000	580,000	7,452
					25XX-OTHER SERVICES	7,500	2,795	1,125
					26XX-SUPPLIES & MATERIALS	123,580	84,820	51,053
					31XX-EQUIPMENT	54,700	53,279	33,422
					32XX-LAND & STRUCTURES			
				5-ADMINISTRATION Total		4,403,759	4,037,365	3,256,125
3215EM Total						53,487,659	52,321,498	43,346,884
3216EM	TEXAS	KATRINA	9/2/2005	2-INFRASTRUCTURE	2594-INSPECTIONS	6,508,500	4,204,900	2,645,753

PROG CODE	STATE NAME	EVENT NAME	DECLARED	PROGRAM AREA	PROGRAM NAME	ALLOCATIONS	OBLIGATIONS	EXPENDITURES
					416X-PUBLIC ASSISTANCE	442,092,199	442,064,229	357,811,777
				2-INFRASTRUCTURE Total		448,600,699	446,269,129	360,457,530
				4-OPERATIONS	2508-MISSIONS-DFA	37,740,000	37,740,000	1,300,346
				4-OPERATIONS Total		37,740,000	37,740,000	1,300,346
				5-ADMINISTRATION	11XX-SALARIES & BENEFITS	2,634,491	2,500,422	2,500,422
					21XX-TRAVEL	3,211,405	3,092,405	2,830,623
					22XX-TRANSPORTION	234,000	38,446	21,653
					23XX-RENT, COMM, UTILITIES	2,095,492	2,061,022	1,415,260
					24XX-PRINT & REPRO	91,491	37,054	27,736
					2501-MISSIONS-FOS	8,555,000	8,555,000	643,354
					25XX-OTHER SERVICES	2,402,386	483,886	236,756
					26XX-SUPPLIES & MATERIALS	1,195,559	1,145,579	995,902
					31XX-EQUIPMENT	602,827	488,989	415,811
				5-ADMINISTRATION Total		21,022,652	18,402,804	9,087,517
3216EM Total						507,363,351	502,411,932	370,845,393
3217EM	TENNESSEE	KATRINA	9/5/2005	2-INFRASTRUCTURE	416X-PUBLIC ASSISTANCE	29,000,000	27,596,970	22,883,893
				2-INFRASTRUCTURE Total		29,000,000	27,596,970	22,883,893
				4-OPERATIONS	2507-MISSIONS-TA	5,000	5,000	
				4-OPERATIONS Total		5,000	5,000	
				5-ADMINISTRATION	11XX-SALARIES & BENEFITS	13,380	13,380	13,380
					21XX-TRAVEL	67,983	67,983	67,983
					22XX-TRANSPORTION			
					23XX-RENT, COMM, UTILITIES			
					24XX-PRINT & REPRO			
					2501-MISSIONS-FOS	2,000	2,000	
					26XX-SUPPLIES & MATERIALS			
				5-ADMINISTRATION Total		83,363	83,363	81,363
3217EM Total						29,088,363	27,685,333	22,965,256
3218EM	GEORGIA	KATRINA	9/5/2005	2-INFRASTRUCTURE	416X-PUBLIC ASSISTANCE	20,900,000	16,421,239	8,997,550
				2-INFRASTRUCTURE Total		20,900,000	16,421,239	8,997,550
				5-ADMINISTRATION	11XX-SALARIES & BENEFITS			
					21XX-TRAVEL	767	767	767
					22XX-TRANSPORTION			
					23XX-RENT, COMM, UTILITIES			
					24XX-PRINT & REPRO			
					2501-MISSIONS-FOS	52,000	52,000	
					26XX-SUPPLIES & MATERIALS			
				5-ADMINISTRATION Total		52,767	52,767	767
3218EM Total						20,952,767	16,474,006	8,998,317
3219EM	OKLAHOMA	KATRINA	9/5/2005	2-INFRASTRUCTURE	416X-PUBLIC ASSISTANCE	14,250,313	10,769,968	8,632,235
				2-INFRASTRUCTURE Total		14,250,313	10,769,968	8,632,235
				5-ADMINISTRATION	11XX-SALARIES & BENEFITS	85,951	72,669	72,669
					21XX-TRAVEL	88,459	88,459	75,855
					22XX-TRANSPORTION	500		
					23XX-RENT, COMM, UTILITIES			
					24XX-PRINT & REPRO	1,000	756	756
					25XX-OTHER SERVICES			
					26XX-SUPPLIES & MATERIALS	1,000	54	54
					31XX-EQUIPMENT			
				5-ADMINISTRATION Total		176,910	161,938	149,334
3219EM Total						14,427,223	10,931,906	8,781,569
3220EM	FLORIDA	KATRINA	9/5/2005	2-INFRASTRUCTURE	416X-PUBLIC ASSISTANCE	9,200,000	7,845,819	242,323
				2-INFRASTRUCTURE Total		9,200,000	7,845,819	242,323
				5-ADMINISTRATION	11XX-SALARIES & BENEFITS	2,272	2,272	2,272
					21XX-TRAVEL			
					22XX-TRANSPORTION			
					23XX-RENT, COMM, UTILITIES			
					24XX-PRINT & REPRO			
					2501-MISSIONS-FOS			
					26XX-SUPPLIES & MATERIALS			
				5-ADMINISTRATION Total		2,272	2,272	2,272
3220EM Total						9,202,272	7,848,091	244,595
3221EM	WEST VIRGINIA	KATRINA	9/5/2005	2-INFRASTRUCTURE	416X-PUBLIC ASSISTANCE	321,000	315,855	305,784
				2-INFRASTRUCTURE Total		321,000	315,855	305,784
				5-ADMINISTRATION	11XX-SALARIES & BENEFITS	87,195	75,094	75,094
					21XX-TRAVEL	36,522	28,302	28,302

PROG CODE	STATE NAME	EVENT NAME	DECLARED	PROGRAM AREA	PROGRAM NAME	ALLOCATIONS	OBLIGATIONS	EXPENDITURES
					22XX-TRANSPORTION			
					23XX-RENT, COMM, UTILITIES			
					24XX-PRINT & REPRO			
					26XX-SUPPLIES & MATERIALS	94	94	94
					5-ADMINISTRATION Total	123,811	103,490	103,490
3221EM Total						444,811	419,345	409,274
3222EM	NORTH CAROLINA	KATRINA	9/5/2005	2-INFRASTRUCTURE	416X-PUBLIC ASSISTANCE	2,000,000	1,975,640	1,205,129
					2-INFRASTRUCTURE Total	2,000,000	1,975,640	1,205,129
				5-ADMINISTRATION	11XX-SALARIES & BENEFITS	261	261	261
					21XX-TRAVEL			
					22XX-TRANSPORTION			
					23XX-RENT, COMM, UTILITIES			
					24XX-PRINT & REPRO			
					2501-MISSIONS-FOS	2,000	2,000	
					26XX-SUPPLIES & MATERIALS			
					5-ADMINISTRATION Total	2,261	2,261	261
3222EM Total						2,002,261	1,977,901	1,205,390
3223EM	UTAH	KATRINA	9/5/2005	2-INFRASTRUCTURE	416X-PUBLIC ASSISTANCE	1,333,020	1,333,020	1,144,220
					2-INFRASTRUCTURE Total	1,333,020	1,333,020	1,144,220
				4-OPERATIONS	2508-MISSIONS-DFA			
					4-OPERATIONS Total			
				5-ADMINISTRATION	11XX-SALARIES & BENEFITS	35,606	19,962	19,962
					21XX-TRAVEL	39,192	38,246	26,973
					22XX-TRANSPORTION			
					23XX-RENT, COMM, UTILITIES			
					24XX-PRINT & REPRO			
					26XX-SUPPLIES & MATERIALS			
					5-ADMINISTRATION Total	7,000	4,000	
3223EM Total						1,414,818	1,395,227	1,191,155
3224EM	COLORADO	KATRINA	9/5/2005	2-INFRASTRUCTURE	416X-PUBLIC ASSISTANCE	13,597,030	13,597,030	12,377,627
					2-INFRASTRUCTURE Total	13,597,030	13,597,030	12,377,627
				4-OPERATIONS	2508-MISSIONS-DFA			
					4-OPERATIONS Total			
				5-ADMINISTRATION	11XX-SALARIES & BENEFITS	454,397	322,495	322,495
					21XX-TRAVEL	186,783	104,288	102,383
					22XX-TRANSPORTION	500	16	
					23XX-RENT, COMM, UTILITIES			
					24XX-PRINT & REPRO			
					2501-MISSIONS-FOS			
					26XX-SUPPLIES & MATERIALS			
					5-ADMINISTRATION Total	7,000	4,000	1,729
3224EM Total						14,245,710	14,027,829	12,804,234
3225EM	MICHIGAN	KATRINA	9/7/2005	2-INFRASTRUCTURE	416X-PUBLIC ASSISTANCE	1,500,000	1,357,902	599,017
					2-INFRASTRUCTURE Total	1,500,000	1,357,902	599,017
				5-ADMINISTRATION	11XX-SALARIES & BENEFITS	265,784	152,867	152,867
					21XX-TRAVEL	185,500	181,500	115,085
					22XX-TRANSPORTION	1,000	500	493
					23XX-RENT, COMM, UTILITIES			
					24XX-PRINT & REPRO			
					26XX-SUPPLIES & MATERIALS	2,000	2,000	712
					31XX-EQUIPMENT	1,000		
					5-ADMINISTRATION Total	455,284	336,867	269,157
3225EM Total						1,955,284	1,694,769	868,174
3226EM	DISTRICT OF COLUMBIA	KATRINA	9/7/2005	2-INFRASTRUCTURE	416X-PUBLIC ASSISTANCE	1,735,438	1,735,298	
					2-INFRASTRUCTURE Total	1,735,438	1,735,298	
				5-ADMINISTRATION	11XX-SALARIES & BENEFITS	54,856	15,430	15,430
					21XX-TRAVEL	45,947	38,623	38,623
					22XX-TRANSPORTION			
					23XX-RENT, COMM, UTILITIES			
					24XX-PRINT & REPRO			
					26XX-SUPPLIES & MATERIALS			
					5-ADMINISTRATION Total	100,803	54,053	54,053
3226EM Total						1,836,241	1,789,350	54,053
3227EM	WASHINGTON	KATRINA	9/7/2005	2-INFRASTRUCTURE	416X-PUBLIC ASSISTANCE	2,936,187	2,936,186	
					2-INFRASTRUCTURE Total	2,936,187	2,936,186	
				5-ADMINISTRATION	11XX-SALARIES & BENEFITS	272,015	215,594	215,594

PROG CODE	STATE NAME	EVENT NAME	DECLARED	PROGRAM AREA	PROGRAM NAME	ALLOCATIONS	OBLIGATIONS	EXPENDITURES
					21XX-TRAVEL	114,218	99,048	69,966
					22XX-TRANSPORTION			
					23XX-RENT, COMM, UTILITIES			
					24XX-PRINT & REPRO			
					26XX-SUPPLIES & MATERIALS	113	113	113
				5-ADMINISTRATION Total		386,346	314,754	285,672
3227EM Total						3,322,533	3,250,941	285,672
3228EM	OREGON	KATRINA	9/7/2005	2-INFRASTRUCTURE	416X-PUBLIC ASSISTANCE	2,047,247	2,047,243	363,013
				2-INFRASTRUCTURE Total		2,047,247	2,047,243	363,013
				5-ADMINISTRATION	11XX-SALARIES & BENEFITS	24,131	17,674	17,674
					21XX-TRAVEL			
					22XX-TRANSPORTION	20,922	20,422	13,459
					23XX-RENT, COMM, UTILITIES			
					24XX-PRINT & REPRO			
					26XX-SUPPLIES & MATERIALS			
				5-ADMINISTRATION Total		45,053	38,096	31,133
3228EM Total						2,092,300	2,085,339	394,146
3229EM	NEW MEXICO	KATRINA	9/7/2005	2-INFRASTRUCTURE	2594-INSPECTIONS	139,800	139,800	79,467
					416X-PUBLIC ASSISTANCE	2,000,000	702,750	
				2-INFRASTRUCTURE Total		2,139,800	842,550	79,467
				5-ADMINISTRATION	11XX-SALARIES & BENEFITS	56,149	25,737	25,737
					21XX-TRAVEL	44,242	44,242	40,572
					22XX-TRANSPORTION	2,500		
					23XX-RENT, COMM, UTILITIES			
					24XX-PRINT & REPRO	500	37	37
					25XX-OTHER SERVICES			
					26XX-SUPPLIES & MATERIALS	3,116	116	16
					31XX-EQUIPMENT			
				5-ADMINISTRATION Total		106,507	70,132	66,361
3229EM Total						2,246,307	912,682	145,829
3230EM	ILLINOIS	KATRINA	9/7/2005	2-INFRASTRUCTURE	416X-PUBLIC ASSISTANCE	2,418,578	1,021,069	691,290
				2-INFRASTRUCTURE Total		2,418,578	1,021,069	691,290
				5-ADMINISTRATION	11XX-SALARIES & BENEFITS	125,581	111,680	111,680
					21XX-TRAVEL	88,926	85,113	47,313
					22XX-TRANSPORTION			
					23XX-RENT, COMM, UTILITIES			
					24XX-PRINT & REPRO			
					26XX-SUPPLIES & MATERIALS			
				5-ADMINISTRATION Total		214,507	196,793	158,992
3230EM Total						2,633,085	1,217,862	850,282
3231EM	KENTUCKY	KATRINA	9/10/2005	2-INFRASTRUCTURE	416X-PUBLIC ASSISTANCE	4,300,000	4,259,405	1,187,033
				2-INFRASTRUCTURE Total		4,300,000	4,259,405	1,187,033
				5-ADMINISTRATION	11XX-SALARIES & BENEFITS			
					21XX-TRAVEL	7,961	7,961	7,961
					22XX-TRANSPORTION			
					23XX-RENT, COMM, UTILITIES			
					24XX-PRINT & REPRO			
					2501-MISSIONS-FOS	2,000	2,000	
					26XX-SUPPLIES & MATERIALS			
				5-ADMINISTRATION Total		9,961	9,961	7,961
3231EM Total						4,309,961	4,269,366	1,194,993
3232EM	MISSOURI	KATRINA	9/10/2005	2-INFRASTRUCTURE	416X-PUBLIC ASSISTANCE	2,005,000	1,899,250	
				2-INFRASTRUCTURE Total		2,005,000	1,899,250	
				5-ADMINISTRATION	11XX-SALARIES & BENEFITS	426,072	373,563	373,563
					21XX-TRAVEL	233,823	214,172	207,605
					22XX-TRANSPORTION	1,000	1,000	1,000
					23XX-RENT, COMM, UTILITIES			
					24XX-PRINT & REPRO			
					2501-MISSIONS-FOS	5,000	5,000	
					26XX-SUPPLIES & MATERIALS	5,000	5,000	4,328
				5-ADMINISTRATION Total		670,895	598,735	586,496
3232EM Total						2,675,895	2,497,985	586,496
3233EM	SOUTH CAROLINA	KATRINA	9/10/2005	2-INFRASTRUCTURE	416X-PUBLIC ASSISTANCE	3,614,915	3,263,685	2,901,531
				2-INFRASTRUCTURE Total		3,614,915	3,263,685	2,901,531
				5-ADMINISTRATION	11XX-SALARIES & BENEFITS			
					21XX-TRAVEL	40,089	40,089	40,089

PROG CODE	STATE NAME	EVENT NAME	DECLARED	PROGRAM AREA	PROGRAM NAME	ALLOCATIONS	OBLIGATIONS	EXPENDITURES
					22XX-TRANSPORTION 23XX-RENT, COMM, UTILITIES 24XX-PRINT & REPRO 2501-MISSIONS-FOS 26XX-SUPPLIES & MATERIALS	2,000	2,000	
				5-ADMINISTRATION Total		42,089	42,089	40,089
3233EM Total						3,657,004	3,305,774	2,941,620
3234EM	SOUTH DAKOTA	KATRINA	9/10/2005	2-INFRASTRUCTURE	416X-PUBLIC ASSISTANCE	261,722	261,676	205,943
				2-INFRASTRUCTURE Total		261,722	261,676	205,943
				5-ADMINISTRATION	11XX-SALARIES & BENEFITS 21XX-TRAVEL 22XX-TRANSPORTION 23XX-RENT, COMM, UTILITIES 24XX-PRINT & REPRO 26XX-SUPPLIES & MATERIALS	20,700 10,000	10,044	5,630
				5-ADMINISTRATION Total		32,700	10,044	5,630
3234EM Total						294,422	271,720	211,574
3235EM	PENNSYLVANIA	KATRINA	9/10/2005	2-INFRASTRUCTURE	416X-PUBLIC ASSISTANCE	2,639,000	2,627,775	1,635,334
				2-INFRASTRUCTURE Total		2,639,000	2,627,775	1,635,334
				5-ADMINISTRATION	11XX-SALARIES & BENEFITS 21XX-TRAVEL 22XX-TRANSPORTION 23XX-RENT, COMM, UTILITIES 24XX-PRINT & REPRO 26XX-SUPPLIES & MATERIALS	153,646 101,429	143,835 91,725	143,835 80,796
				5-ADMINISTRATION Total		255,075	235,560	224,631
3235EM Total						2,894,075	2,863,334	1,859,965
3236EM	KANSAS	KATRINA	9/10/2005	2-INFRASTRUCTURE	416X-PUBLIC ASSISTANCE	163,200	163,069	153,933
				2-INFRASTRUCTURE Total		163,200	163,069	153,933
				5-ADMINISTRATION	11XX-SALARIES & BENEFITS 21XX-TRAVEL 22XX-TRANSPORTION 23XX-RENT, COMM, UTILITIES 24XX-PRINT & REPRO 26XX-SUPPLIES & MATERIALS	55,298 500 500	187	187
				5-ADMINISTRATION Total		56,298	187	187
3236EM Total						219,498	163,255	154,120
3237EM	ALABAMA	KATRINA	9/10/2005	2-INFRASTRUCTURE	416X-PUBLIC ASSISTANCE	2,500,000	2,019,062	1,833,460
				2-INFRASTRUCTURE Total		2,500,000	2,019,062	1,833,460
				4-OPERATIONS	2508-MISSIONS-DFA	1,000,000	1,000,000	
				4-OPERATIONS Total		1,000,000	1,000,000	
				5-ADMINISTRATION	11XX-SALARIES & BENEFITS 21XX-TRAVEL 22XX-TRANSPORTION 23XX-RENT, COMM, UTILITIES 24XX-PRINT & REPRO 26XX-SUPPLIES & MATERIALS			
				5-ADMINISTRATION Total				
3237EM Total						3,500,000	3,019,062	1,833,460
3238EM	INDIANA	KATRINA	9/10/2005	2-INFRASTRUCTURE	416X-PUBLIC ASSISTANCE	4,127,992	3,850,268	36,250
				2-INFRASTRUCTURE Total		4,127,992	3,850,268	36,250
				5-ADMINISTRATION	11XX-SALARIES & BENEFITS 21XX-TRAVEL 22XX-TRANSPORTION 23XX-RENT, COMM, UTILITIES 24XX-PRINT & REPRO 26XX-SUPPLIES & MATERIALS	12,264 10,600	1,942	1,942
				5-ADMINISTRATION Total		22,864	1,942	1,942
3238EM Total						4,150,856	3,852,210	38,192
3239EM	IOWA	KATRINA	9/10/2005	2-INFRASTRUCTURE	416X-PUBLIC ASSISTANCE	222,618	222,618	211,183
				2-INFRASTRUCTURE Total		222,618	222,618	211,183
				5-ADMINISTRATION	11XX-SALARIES & BENEFITS 21XX-TRAVEL 22XX-TRANSPORTION 23XX-RENT, COMM, UTILITIES 24XX-PRINT & REPRO	10,350 55,030	712 4,928	712 4,928
				5-ADMINISTRATION Total		65,380	5,640	5,640
						500		

PROG CODE	STATE NAME	EVENT NAME	DECLARED	PROGRAM AREA	PROGRAM NAME	ALLOCATIONS	OBLIGATIONS	EXPENDITURES
					26XX-SUPPLIES & MATERIALS	500		
					5-ADMINISTRATION Total	66,380	5,639	5,639
3239EM Total						288,998	228,257	216,822
3240EM	VIRGINIA	KATRINA	9/12/2005	2-INFRASTRUCTURE	2594-INSPECTIONS	339,100	339,100	109,834
					416X-PUBLIC ASSISTANCE	254,000	253,746	159,085
					2-INFRASTRUCTURE Total	593,100	592,846	268,919
				5-ADMINISTRATION	11XX-SALARIES & BENEFITS	102,910	91,918	91,918
					21XX-TRAVEL	28,000	10,737	10,737
					22XX-TRANSPORTION			
					23XX-RENT, COMM, UTILITIES			
					24XX-PRINT & REPRO			
					26XX-SUPPLIES & MATERIALS			
					5-ADMINISTRATION Total	130,910	102,655	102,655
3240EM Total						724,010	695,501	371,574
3241EM	ARIZONA	KATRINA	9/12/2005	2-INFRASTRUCTURE	416X-PUBLIC ASSISTANCE	4,385,030	4,385,020	4,043,573
					2-INFRASTRUCTURE Total	4,385,030	4,385,020	4,043,573
				5-ADMINISTRATION	11XX-SALARIES & BENEFITS	60,120	61,939	61,939
					21XX-TRAVEL	170,708	156,823	133,023
					22XX-TRANSPORTION			
					23XX-RENT, COMM, UTILITIES			
					24XX-PRINT & REPRO			
					2501-MISSIONS-FOS	2,000,000	2,000,000	1,963
					26XX-SUPPLIES & MATERIALS			
					5-ADMINISTRATION Total	2,230,828	2,218,763	196,925
3241EM Total						6,615,858	6,603,783	4,240,498
3242EM	MINNESOTA	KATRINA	9/13/2005	2-INFRASTRUCTURE	416X-PUBLIC ASSISTANCE	15,000,000	3,575,105	981,368
					2-INFRASTRUCTURE Total	15,000,000	3,575,105	981,368
				5-ADMINISTRATION	11XX-SALARIES & BENEFITS	11,150		
					21XX-TRAVEL	13,300		
					22XX-TRANSPORTION			
					23XX-RENT, COMM, UTILITIES			
					24XX-PRINT & REPRO			
					26XX-SUPPLIES & MATERIALS			
					5-ADMINISTRATION Total	24,450		
3242EM Total						15,024,450	3,575,105	981,368
3243EM	NEVADA	KATRINA	9/13/2005	2-INFRASTRUCTURE	416X-PUBLIC ASSISTANCE	1,000,000	568,297	422,109
					2-INFRASTRUCTURE Total	1,000,000	568,297	422,109
				5-ADMINISTRATION	11XX-SALARIES & BENEFITS	85,860	85,561	85,561
					21XX-TRAVEL	198,899	178,836	161,226
					22XX-TRANSPORTION			
					23XX-RENT, COMM, UTILITIES			
					24XX-PRINT & REPRO			
					26XX-SUPPLIES & MATERIALS			
					5-ADMINISTRATION Total	284,759	264,397	246,787
3243EM Total						1,284,759	832,694	668,896
3244EM	IDAHO	KATRINA	9/13/2005	2-INFRASTRUCTURE	416X-PUBLIC ASSISTANCE	584,137	584,134	98,929
					2-INFRASTRUCTURE Total	584,137	584,134	98,929
				5-ADMINISTRATION	11XX-SALARIES & BENEFITS	20,700	5,965	5,965
					21XX-TRAVEL	15,000	4,143	3,894
					22XX-TRANSPORTION			
					23XX-RENT, COMM, UTILITIES			
					24XX-PRINT & REPRO			
					26XX-SUPPLIES & MATERIALS			
					5-ADMINISTRATION Total	35,700	10,108	9,860
3244EM Total						619,837	594,243	108,789
3245EM	NEBRASKA	KATRINA	9/13/2005	2-INFRASTRUCTURE	416X-PUBLIC ASSISTANCE	210,100	210,100	63,544
					2-INFRASTRUCTURE Total	210,100	210,100	63,544
				5-ADMINISTRATION	11XX-SALARIES & BENEFITS			
					21XX-TRAVEL	55,602	1,302	1,302
					22XX-TRANSPORTION			
					23XX-RENT, COMM, UTILITIES			
					24XX-PRINT & REPRO	500		
					26XX-SUPPLIES & MATERIALS	500		
					5-ADMINISTRATION Total	56,602	1,302	1,302
3245EM Total						266,702	211,402	64,846
3246EM	CONNECTICUT	KATRINA	9/13/2005	2-INFRASTRUCTURE	416X-PUBLIC ASSISTANCE	1,000,000	353,722	

PROG CODE	STATE NAME	EVENT NAME	DECLARED	PROGRAM AREA	PROGRAM NAME	ALLOCATIONS	OBLIGATIONS	EXPENDITURES
				2-INFRASTRUCTURE Total		1,000,000	353,722	
				5-ADMINISTRATION	11XX-SALARIES & BENEFITS	23,373	16,078	16,078
					21XX-TRAVEL	19,928	19,928	6,209
					22XX-TRANSPORTION			
					23XX-RENT, COMM, UTILITIES			
					24XX-PRINT & REPRO			
					26XX-SUPPLIES & MATERIALS			
				5-ADMINISTRATION Total		43,301	36,005	22,287
3246EM Total						1,043,301	389,727	22,287
3247EM	NORTH DAKOTA	KATRINA	9/13/2005	2-INFRASTRUCTURE	416X-PUBLIC ASSISTANCE	23,747	23,747	
				2-INFRASTRUCTURE Total		23,747	23,747	
				5-ADMINISTRATION	11XX-SALARIES & BENEFITS	20,700	3,462	3,462
					21XX-TRAVEL	17,053	17,052	16,689
					22XX-TRANSPORTION	500		
					23XX-RENT, COMM, UTILITIES			
					24XX-PRINT & REPRO			
					25XX-OTHER SERVICES	1,233	1,233	
					26XX-SUPPLIES & MATERIALS	2,500		
				5-ADMINISTRATION Total		41,985	21,747	20,151
3247EM Total						65,732	45,494	20,151
3248EM	CALIFORNIA	KATRINA	9/13/2005	2-INFRASTRUCTURE	416X-PUBLIC ASSISTANCE	200,000		
				2-INFRASTRUCTURE Total		200,000		
				5-ADMINISTRATION	11XX-SALARIES & BENEFITS	338,820	305,238	305,238
					21XX-TRAVEL	364,500	308,275	268,993
					22XX-TRANSPORTION			
					23XX-RENT, COMM, UTILITIES			
					24XX-PRINT & REPRO			
					26XX-SUPPLIES & MATERIALS			
				5-ADMINISTRATION Total		703,320	613,512	574,231
3248EM Total						903,320	613,512	574,231
3249EM	WISCONSIN	KATRINA	9/13/2005	2-INFRASTRUCTURE	416X-PUBLIC ASSISTANCE	3,501,228	2,970,925	552,911
				2-INFRASTRUCTURE Total		3,501,228	2,970,925	552,911
				5-ADMINISTRATION	11XX-SALARIES & BENEFITS	11,437	1,137	1,137
					21XX-TRAVEL	13,300	90	88
					22XX-TRANSPORTION			
					23XX-RENT, COMM, UTILITIES			
					24XX-PRINT & REPRO			
					26XX-SUPPLIES & MATERIALS			
				5-ADMINISTRATION Total		24,737	1,227	1,225
3249EM Total						3,525,965	2,972,152	554,136
3250EM	OHIO	KATRINA	9/13/2005	2-INFRASTRUCTURE	416X-PUBLIC ASSISTANCE	2,518,180	2,157,511	1,423,538
				2-INFRASTRUCTURE Total		2,518,180	2,157,511	1,423,538
				5-ADMINISTRATION	11XX-SALARIES & BENEFITS	12,050		
					21XX-TRAVEL	13,300		
					22XX-TRANSPORTION			
					23XX-RENT, COMM, UTILITIES			
					24XX-PRINT & REPRO			
					26XX-SUPPLIES & MATERIALS			
				5-ADMINISTRATION Total		25,350		
3250EM Total						2,543,530	2,157,511	1,423,538
3251EM	MARYLAND	KATRINA	9/13/2005	2-INFRASTRUCTURE	416X-PUBLIC ASSISTANCE	3,000,000	1,141,079	448,650
				2-INFRASTRUCTURE Total		3,000,000	1,141,079	448,650
				5-ADMINISTRATION	11XX-SALARIES & BENEFITS	44,214	28,479	28,479
					21XX-TRAVEL	62,112	54,368	54,368
					22XX-TRANSPORTION			
					23XX-RENT, COMM, UTILITIES			
					24XX-PRINT & REPRO			
					26XX-SUPPLIES & MATERIALS			
				5-ADMINISTRATION Total		106,326	82,847	82,847
3251EM Total						3,106,326	1,223,925	531,497
3252EM	MASSACHUSETTS	KATRINA	9/13/2005	2-INFRASTRUCTURE	416X-PUBLIC ASSISTANCE	5,250,000	4,388,139	4,332,716
				2-INFRASTRUCTURE Total		5,250,000	4,388,139	4,332,716
				5-ADMINISTRATION	11XX-SALARIES & BENEFITS	206,930	170,674	170,674
					21XX-TRAVEL	115,166	110,166	83,080
					22XX-TRANSPORTION	1,000	1,000	
					23XX-RENT, COMM, UTILITIES			

PROG CODE	STATE NAME	EVENT NAME	DECLARED	PROGRAM AREA	PROGRAM NAME	ALLOCATIONS	OBLIGATIONS	EXPENDITURES
					24XX-PRINT & REPRO			
					26XX-SUPPLIES & MATERIALS			
				5-ADMINISTRATION Total		323,096	281,840	253,755
3252EM Total						5,573,096	4,669,979	4,586,470
3253EM	MONTANA	KATRINA	9/13/2005	2-INFRASTRUCTURE	416X-PUBLIC ASSISTANCE	400,000	397,372	115,492
				2-INFRASTRUCTURE Total		400,000	397,372	115,492
				5-ADMINISTRATION	11XX-SALARIES & BENEFITS	26,452	20,657	20,657
					21XX-TRAVEL	13,904	10,929	7,325
					22XX-TRANSPORTION			
					23XX-RENT, COMM, UTILITIES			
					24XX-PRINT & REPRO			
					26XX-SUPPLIES & MATERIALS	2,500		
				5-ADMINISTRATION Total		42,856	31,586	27,982
3253EM Total						442,856	428,958	143,474
3255EM	RHODE ISLAND	KATRINA	9/19/2005	2-INFRASTRUCTURE	416X-PUBLIC ASSISTANCE	1,500,000	1,008,050	
				2-INFRASTRUCTURE Total		1,500,000	1,008,050	
				5-ADMINISTRATION	11XX-SALARIES & BENEFITS	10,916	4,141	4,141
					21XX-TRAVEL	13,792	13,792	7,916
					22XX-TRANSPORTION			
					23XX-RENT, COMM, UTILITIES			
					24XX-PRINT & REPRO			
					26XX-SUPPLIES & MATERIALS			
				5-ADMINISTRATION Total		24,708	17,933	12,057
3255EM Total						1,524,708	1,025,983	12,057
3256EM	MAINE	KATRINA	9/19/2005	2-INFRASTRUCTURE	416X-PUBLIC ASSISTANCE	100,000	47,927	
				2-INFRASTRUCTURE Total		100,000	47,927	
				5-ADMINISTRATION	11XX-SALARIES & BENEFITS			
					21XX-TRAVEL	6,000	6,000	
					22XX-TRANSPORTION			
					23XX-RENT, COMM, UTILITIES			
					24XX-PRINT & REPRO			
					26XX-SUPPLIES & MATERIALS			
				5-ADMINISTRATION Total		6,000	6,000	
3256EM Total						106,000	53,927	
3257EM	NEW JERSEY	KATRINA	9/19/2005	2-INFRASTRUCTURE	416X-PUBLIC ASSISTANCE	120,026	120,026	116,692
				2-INFRASTRUCTURE Total		120,026	120,026	116,692
				5-ADMINISTRATION	11XX-SALARIES & BENEFITS	31,601	33,177	33,177
					21XX-TRAVEL	18,466	7,923	1,774
					22XX-TRANSPORTION	200	200	106
					23XX-RENT, COMM, UTILITIES			
					24XX-PRINT & REPRO			
					26XX-SUPPLIES & MATERIALS			
				5-ADMINISTRATION Total		50,267	41,300	35,057
3257EM Total						170,293	161,325	151,748
3258EM	NEW HAMPSHIRE	KATRINA	9/19/2005	2-INFRASTRUCTURE	416X-PUBLIC ASSISTANCE	100,000	9,887	
				2-INFRASTRUCTURE Total		100,000	9,887	
				5-ADMINISTRATION	11XX-SALARIES & BENEFITS			
					21XX-TRAVEL	6,000	6,000	92
					22XX-TRANSPORTION			
					23XX-RENT, COMM, UTILITIES			
					24XX-PRINT & REPRO			
					26XX-SUPPLIES & MATERIALS			
				5-ADMINISTRATION Total		6,000	6,000	92
3258EM Total						106,000	15,887	92
3259EM	FLORIDA	RITA	9/20/2005	2-INFRASTRUCTURE	416X-PUBLIC ASSISTANCE	8,700,000	8,590,346	4,958,756
				2-INFRASTRUCTURE Total		8,700,000	8,590,346	4,958,756
				4-OPERATIONS	2508-MISSIONS-DFA	10,000	10,000	
				4-OPERATIONS Total		10,000	10,000	
				5-ADMINISTRATION	11XX-SALARIES & BENEFITS	19,741	19,741	19,741
					21XX-TRAVEL	25,060	25,060	25,060
					22XX-TRANSPORTION			
					23XX-RENT, COMM, UTILITIES			
					24XX-PRINT & REPRO			
					2501-MISSIONS-FOS	1,236,000	1,236,000	24,459
					26XX-SUPPLIES & MATERIALS			
				5-ADMINISTRATION Total		1,280,801	1,280,801	69,260

PROG CODE	STATE NAME	EVENT NAME	DECLARED	PROGRAM AREA	PROGRAM NAME	ALLOCATIONS	OBLIGATIONS	EXPENDITURES
3259EM Total						9,990,801	9,881,146	5,028,015
3260EM	LOUISIANA	RITA	9/21/2005	2-INFRASTRUCTURE	416X-PUBLIC ASSISTANCE			
				2-INFRASTRUCTURE Total				
				4-OPERATIONS	2508-MISSIONS-DFA	100,000	100,000	
				4-OPERATIONS Total		100,000	100,000	
				5-ADMINISTRATION	11XX-SALARIES & BENEFITS			
					21XX-TRAVEL			
					22XX-TRANSPORTION			
					23XX-RENT, COMM, UTILITIES			
					24XX-PRINT & REPRO			
					2501-MISSIONS-FOS	175,000	175,000	
5-ADMINISTRATION Total		175,000	175,000					
3260EM Total						275,000	275,000	
3261EM	TEXAS	RITA	9/21/2005	2-INFRASTRUCTURE	416X-PUBLIC ASSISTANCE	5,435,000	5,368,733	5,135,869
				2-INFRASTRUCTURE Total		5,435,000	5,368,733	5,135,869
				4-OPERATIONS	2508-MISSIONS-DFA	5,000,000	5,000,000	
				4-OPERATIONS Total		5,000,000	5,000,000	
				5-ADMINISTRATION	11XX-SALARIES & BENEFITS			18,793
					21XX-TRAVEL			13,238
					22XX-TRANSPORTION			
					23XX-RENT, COMM, UTILITIES	50,000	50,000	4,733
					24XX-PRINT & REPRO	20,000	20,000	20,000
					2501-MISSIONS-FOS	97,641,000	97,641,000	4,076,547
					25XX-OTHER SERVICES	1,165,737	1,165,737	514,636
					26XX-SUPPLIES & MATERIALS	591,787	591,787	397,723
					31XX-EQUIPMENT	1,363,983	1,363,983	1,197,819
				5-ADMINISTRATION Total		100,864,539	100,864,539	6,243,489
3261EM Total						111,299,539	111,233,272	11,379,358
3262EM	NEW YORK	KATRINA	9/30/2005	2-INFRASTRUCTURE	416X-PUBLIC ASSISTANCE	1,258,446	1,258,446	807,848
				2-INFRASTRUCTURE Total		1,258,446	1,258,446	807,848
				5-ADMINISTRATION	11XX-SALARIES & BENEFITS	221,350	179,100	179,100
					21XX-TRAVEL	70,800	70,792	63,699
					22XX-TRANSPORTION	200	200	170
5-ADMINISTRATION Total		292,350	250,092	242,969				
3262EM Total						1,550,796	1,508,538	1,050,817
3263EM	DELAWARE	KATRINA	9/30/2005	2-INFRASTRUCTURE	416X-PUBLIC ASSISTANCE	100,941	100,908	77,707
				2-INFRASTRUCTURE Total		100,941	100,908	77,707
				5-ADMINISTRATION	11XX-SALARIES & BENEFITS	45,400		
					21XX-TRAVEL	3,500	443	443
5-ADMINISTRATION Total		48,900	443	443				
3263EM Total						149,841	101,351	78,150
Grand Total						33,902,161,606	31,513,268,933	18,130,183,724

FINANCIAL INFORMATION TOOL
FOR HURRICANE KATRINA, RITA, & WILMA DECLARATIONS ONLY
MISSION ASSIGNMENTS ONLY

AS OF 05-10-2006

AGENCY	OBLIGATIONS	EXPENDITURES
AID	17,354,000	13,561
APHIS	400,000	
ARC	95,000	11,159
BIA	317,600	
BTS	200,000	
BUREC	2,089,000	
CBP	42,957,949	6,226,284
CDC	20,098,500	
CIA	200,000	
CNCS	5,905,500	
COE-LRD	15,000	2,522
COE-MVD	4,186,375,516	322,610,978
COE-NAD		
COE-SAD	475,562,000	72,587,098
COE-SWD	265,885,000	10,982,057
DHUD	83,065,000	32,431,710
DOC	1,400,000	25,281
DOD	1,175,609,054	254,699,052
DOE	505,000	
DOED	230,000	
DOI	1,297,784	
DOL	325,000	17,938
DOS	55,000	
DOT	525,169,213	175,393,765
EEOC	200,000	
EPA	368,871,200	9,165,564
FAA		
FCC	200,000	
FCSIC	200,000	
FLETC	460,103	438,223
FMSHRC	200,000	
FNS	20,000	
FPS	216,763,685	961,463
GSA	78,703,268	358,042
HHS	255,267,806	

AGENCY	OBLIGATIONS	EXPENDITURES
IAIP	214,000	
ICE	36,417,200	266,152
MSPB	2,000	
NAR	625,000	
NASA	541,500	
NCPC	20,000	
NCS	13,220,685	102,381
NCUA		
NGA	1,310,000	
NLRB	240,000	48,259
NOAA	5,155,000	
NPS	157,000	
NRC	200,000	
NSF	200,000	
OCFO	210,000	
OPM	615,000	
OSHA	21,225,000	
OSLGCP	200,000	
RRB	25,000	5,419
S&T	100,000	
SBA	200,000	
SCS	11,800	
SEC	2,000	
SSA	1,225,000	200,000
TREAS	2,190,650	61,714
TSA	455,000	
TVA	10,545,411	2,198,750
USCG	442,418,501	11,353,911
USCIS	910,000	
USDA	19,360,500	
USDJ	55,674,600	3,300,991
USFS	365,680,288	4,180,517
USFWS		
USGS	507,300	
USPC	5,697,217	546,985
USPHS		
USPS	1,126,889	129,208
USSS	8,800	
VA	10,075,000	
Grand Total	8,722,763,518	908,318,986

**FINANCIAL INFORMATION TOOL
FOR HURRICANE KATRINA, RITA, & WILMA DECLARATIONS ONLY
MISSION ASSIGNMENTS ONLY
AS OF 05-10-2006**

PROG CODE	STATE NAME	EVENT NAME	AGENCY	PROGRAM NAME	OBLIGATIONS	EXPENDITURES
1602DR	FLORIDA	KATRINA	CBP	2501-MISSIONS-FOS	11,447,424	6,226,284
			COE-SAD	2501-MISSIONS-FOS	335,000	36,685
			DOD	2501-MISSIONS-FOS	100,000	
			DOE	2501-MISSIONS-FOS	10,000	
			DOT	2501-MISSIONS-FOS	2,018,500	129,913
			EPA	2501-MISSIONS-FOS	20,000	
			GSA	2501-MISSIONS-FOS	155,000	
			HHS	2501-MISSIONS-FOS	365,000	
			NCS	2501-MISSIONS-FOS	10,000	
			USCG	2501-MISSIONS-FOS	1	
			USDA	2501-MISSIONS-FOS	10,000	
				2507-MISSIONS-TA	10,000	
				USFS	2501-MISSIONS-FOS	725,000
1602DR Total					15,205,925	6,392,881
1603DR	LOUISIANA	KATRINA	APHIS	2501-MISSIONS-FOS	368,000	
				2508-MISSIONS-DFA	12,000	
			ARC	2501-MISSIONS-FOS	50,000	11,159
			BUREC	2501-MISSIONS-FOS	1,089,000	
			CBP	2501-MISSIONS-FOS	16,005,525	
			CDC	2508-MISSIONS-DFA	17,423,500	
			CNCS	2501-MISSIONS-FOS	2,400,000	
			COE-MVD	2501-MISSIONS-FOS	47,273,364	2,625,154
				2507-MISSIONS-TA	7,000,000	253,090
				2508-MISSIONS-DFA	2,070,992,000	55,003,923
			DHUD	2501-MISSIONS-FOS	3,695,000	872,238
				2508-MISSIONS-DFA	79,000,000	31,556,792
			DOC	2501-MISSIONS-FOS	150,000	
			DOD	2501-MISSIONS-FOS	270,475,000	12,396,596
				2507-MISSIONS-TA	271,500	
				2508-MISSIONS-DFA	24,812,000	1,120,667
			DOE	2501-MISSIONS-FOS	80,000	
			DOED	2508-MISSIONS-DFA		
			DOI	2501-MISSIONS-FOS	269,000	
			DOL	2501-MISSIONS-FOS		
			DOS	2501-MISSIONS-FOS	55,000	
			DOT	2501-MISSIONS-FOS	71,193,000	2,375,167
				2508-MISSIONS-DFA	256,000,000	119,013,761
			EPA	2501-MISSIONS-FOS	22,517,000	
				2507-MISSIONS-TA	2,500,000	
				2508-MISSIONS-DFA	197,000,000	
			FNS	2501-MISSIONS-FOS	20,000	
			FPS	2501-MISSIONS-FOS	132,651,820	619,180
				2507-MISSIONS-TA		
				2508-MISSIONS-DFA		
			GSA	2501-MISSIONS-FOS	2,805,000	64,864
				2508-MISSIONS-DFA		
			HHS	2501-MISSIONS-FOS	515,000	
2507-MISSIONS-TA	30,000					
2508-MISSIONS-DFA	81,649,806					

PROG CODE	STATE NAME	EVENT NAME	AGENCY	PROGRAM NAME	OBLIGATIONS	EXPENDITURES
			ICE	2501-MISSIONS-FOS	12,405,000	
				2508-MISSIONS-DFA	18,500,000	
			NAR	2508-MISSIONS-DFA	600,000	
			NASA	2501-MISSIONS-FOS	91,500	
			NCS	2501-MISSIONS-FOS	3,900,000	102,381
				2508-MISSIONS-DFA	1,000,000	
			NGA	2501-MISSIONS-FOS	520,000	
			NOAA	2501-MISSIONS-FOS	1,750,000	
			OCFO	2501-MISSIONS-FOS	10,000	
			OSHA	2501-MISSIONS-FOS	125,000	
			SBA	2501-MISSIONS-FOS		
			TREAS	2501-MISSIONS-FOS	110,000	
			TVA	2501-MISSIONS-FOS	1,937,772	830,284
				2508-MISSIONS-DFA		
			USCG	2501-MISSIONS-FOS	3,275,000	
				2507-MISSIONS-TA	37,500	
				2508-MISSIONS-DFA	165,000,000	11,162,254
			USDA	2501-MISSIONS-FOS	1,176,000	
				2508-MISSIONS-DFA	10,000,000	
			USDJ	2501-MISSIONS-FOS	2,764,600	
				2507-MISSIONS-TA	150,000	
				2508-MISSIONS-DFA	45,313,000	3,219,744
			USFS	2501-MISSIONS-FOS	138,600,000	4,175,267
				2508-MISSIONS-DFA		
			USGS	2501-MISSIONS-FOS	250,000	
			USPHS	2501-MISSIONS-FOS		
			USPS	2501-MISSIONS-FOS	83,270	83,270
			VA	2501-MISSIONS-FOS	50,000	
1603DR Total					3,715,951,158	245,485,793
1604DR	MISSISSIPPI	KATRINA	AID	2501-MISSIONS-FOS	17,314,000	10,734
			BTS	2501-MISSIONS-FOS	200,000	
			CBP	2501-MISSIONS-FOS	3,505,000	
				2508-MISSIONS-DFA		
			CNCS	2501-MISSIONS-FOS	7,500	
				2508-MISSIONS-DFA	1,508,000	
			COE-LRD	2501-MISSIONS-FOS	15,000	2,522
			COE-MVD	2501-MISSIONS-FOS	454,575,740	57,405,314
				2507-MISSIONS-TA	243,256	124,508
				2508-MISSIONS-DFA	1,221,755,595	155,960,948
			COE-SAD	2501-MISSIONS-FOS		
			DHUD	2501-MISSIONS-FOS	150,000	2,680
			DOC	2501-MISSIONS-FOS	1,000,000	25,281
				2507-MISSIONS-TA	50,000	
			DOD	2501-MISSIONS-FOS	770,180,209	232,669,513
				2508-MISSIONS-DFA	54,950,345	3,730,750
			DOE	2501-MISSIONS-FOS	270,000	
			DOED	2501-MISSIONS-FOS	205,000	
			DOI	2501-MISSIONS-FOS	995,400	
			DOL	2501-MISSIONS-FOS	325,000	17,938
			DOS	2501-MISSIONS-FOS		
			DOT	2501-MISSIONS-FOS	56,362,000	19,419,343
				2507-MISSIONS-TA	50,000	
				2508-MISSIONS-DFA	3,353,213	
			EEOC	2501-MISSIONS-FOS	200,000	
			EPA	2501-MISSIONS-FOS	2,529,200	749,562

PROG CODE	STATE NAME	EVENT NAME	AGENCY	PROGRAM NAME	OBLIGATIONS	EXPENDITURES
				2507-MISSIONS-TA	12,300,000	1,543,423
				2508-MISSIONS-DFA	57,000,000	6,245,237
			FAA	2501-MISSIONS-FOS		
			FCC	2501-MISSIONS-FOS	200,000	
			FCSIC	2501-MISSIONS-FOS	200,000	
			FLETC	2501-MISSIONS-FOS	460,103	438,223
			FMSHRC	2501-MISSIONS-FOS	200,000	
			FPS	2501-MISSIONS-FOS	28,452,767	252,567
				2508-MISSIONS-DFA	700,000	35,231
			GSA	2501-MISSIONS-FOS	60,208,268	267,729
				2508-MISSIONS-DFA		
			HHS	2501-MISSIONS-FOS	695,000	
				2507-MISSIONS-TA	207,500	
				2508-MISSIONS-DFA	64,815,500	
			IAIP	2501-MISSIONS-FOS	214,000	
			ICE	2501-MISSIONS-FOS	5,012,200	266,152
			MSPB	2501-MISSIONS-FOS	2,000	
			NAR	2501-MISSIONS-FOS	25,000	
			NASA	2501-MISSIONS-FOS	400,000	
				2508-MISSIONS-DFA	50,000	
			NCPC	2501-MISSIONS-FOS	20,000	
			NCS	2501-MISSIONS-FOS	2,325,000	
				2508-MISSIONS-DFA		
			NCUA	2501-MISSIONS-FOS		
			NGA	2501-MISSIONS-FOS	100,000	
			NLRB	2501-MISSIONS-FOS	240,000	48,259
			NOAA	2501-MISSIONS-FOS		
				2508-MISSIONS-DFA	500,000	
			NPS	2507-MISSIONS-TA	157,000	
			NRC	2501-MISSIONS-FOS	200,000	
			NSF	2501-MISSIONS-FOS	200,000	
			OCFO	2501-MISSIONS-FOS	200,000	
			OPM	2501-MISSIONS-FOS	615,000	
			OSHA	2501-MISSIONS-FOS	21,100,000	
			OSLGCP	2501-MISSIONS-FOS	200,000	
			RRB	2501-MISSIONS-FOS	25,000	5,419
			S&T	2501-MISSIONS-FOS	100,000	
			SBA	2501-MISSIONS-FOS	200,000	
			SCS	2501-MISSIONS-FOS	11,800	
			SEC	2501-MISSIONS-FOS	2,000	
			SSA	2501-MISSIONS-FOS	1,025,000	200,000
			TREAS	2501-MISSIONS-FOS	1,820,650	31,218
			TSA	2501-MISSIONS-FOS	455,000	
			TVA	2501-MISSIONS-FOS	1,892,016	379,939
			USCG	2501-MISSIONS-FOS	13,970,000	44,416
				2508-MISSIONS-DFA	231,000,000	
			USCIS	2501-MISSIONS-FOS	910,000	
			USDA	2501-MISSIONS-FOS	112,000	
				2507-MISSIONS-TA	12,500	
				2508-MISSIONS-DFA	1,200,000	
			USDJ	2501-MISSIONS-FOS	2,535,000	
				2508-MISSIONS-DFA	4,867,000	81,247
			USFS	2501-MISSIONS-FOS	8,495,000	
				2507-MISSIONS-TA	50,000	
				2508-MISSIONS-DFA	5,500,000	631

PROG CODE	STATE NAME	EVENT NAME	AGENCY	PROGRAM NAME	OBLIGATIONS	EXPENDITURES
			USGS	2501-MISSIONS-FOS	125,300	
			USPC	2501-MISSIONS-FOS	4,697,217	546,985
			USPS	2501-MISSIONS-FOS	43,619	28,619
			USSS	2501-MISSIONS-FOS	8,800	
			VA	2501-MISSIONS-FOS	25,000	
1604DR Total					3,125,826,698	480,534,388
1605DR	ALABAMA	KATRINA	AID	2501-MISSIONS-FOS	40,000	2,827
			CNCS	2508-MISSIONS-DFA	500,000	
			COE-SAD	2501-MISSIONS-FOS	30,300,000	11,005,562
				2508-MISSIONS-DFA	151,000,000	51,280,277
			DHUD	2501-MISSIONS-FOS		
			DOD	2501-MISSIONS-FOS	2,510,000	
			DOE	2501-MISSIONS-FOS	10,000	
			DOS	2501-MISSIONS-FOS		
			DOT	2501-MISSIONS-FOS	24,057,500	8,177,531
			EPA	2501-MISSIONS-FOS	10,000	4,164
				2507-MISSIONS-TA	3,000,000	119,628
				2508-MISSIONS-DFA	27,000,000	490,047
			FPS	2501-MISSIONS-FOS	5,452,500	54,485
			GSA	2501-MISSIONS-FOS	11,260,000	
			HHS	2501-MISSIONS-FOS	50,000	
				2508-MISSIONS-DFA		
			NCS	2501-MISSIONS-FOS	73,000	
			TREAS	2501-MISSIONS-FOS	180,000	30,496
			TVA	2501-MISSIONS-FOS	3,457,622	988,528
			USCG	2501-MISSIONS-FOS	2,275,000	147,242
				2508-MISSIONS-DFA		
			USDA	2501-MISSIONS-FOS	20,000	
			USFS	2501-MISSIONS-FOS	1,260,000	
			USGS	2501-MISSIONS-FOS	70,500	
			USPS	2501-MISSIONS-FOS	1,000,000	17,319
1605DR Total					263,526,122	72,318,107
1606DR	TEXAS	RITA	ARC	2501-MISSIONS-FOS	30,000	
			BIA	2508-MISSIONS-DFA	317,600	
			CNCS	2508-MISSIONS-DFA	240,000	
			COE-MVD	2507-MISSIONS-TA	50,000	
			COE-SWD	2501-MISSIONS-FOS	41,845,000	3,311,759
				2507-MISSIONS-TA	100,000	10,594
				2508-MISSIONS-DFA	213,350,000	7,644,746
			DHUD	2501-MISSIONS-FOS	120,000	
			DOD	2501-MISSIONS-FOS	23,100,000	
				2508-MISSIONS-DFA	2,810,000	
			DOE	2501-MISSIONS-FOS	50,000	
			DOI	2501-MISSIONS-FOS	5,000	
			DOT	2501-MISSIONS-FOS	30,331,000	14,547,616
			EPA	2501-MISSIONS-FOS	10,000	
			FPS	2501-MISSIONS-FOS	6,970,000	
			GSA	2501-MISSIONS-FOS	30,000	
			HHS	2501-MISSIONS-FOS	23,000,000	
			NCS	2501-MISSIONS-FOS	340,000	
			NGA	2501-MISSIONS-FOS	690,000	
			NOAA	2501-MISSIONS-FOS	2,790,000	
			TREAS	2501-MISSIONS-FOS	70,000	
			TVA	2501-MISSIONS-FOS	2,080,000	
			USCG	2501-MISSIONS-FOS	100,000	

PROG CODE	STATE NAME	EVENT NAME	AGENCY	PROGRAM NAME	OBLIGATIONS	EXPENDITURES
				2508-MISSIONS-DFA	8,000,000	
			USDA	2501-MISSIONS-FOS	280,000	
				2508-MISSIONS-DFA	650,000	
			USFS	2501-MISSIONS-FOS	124,050,000	
			USGS	2501-MISSIONS-FOS	8,000	
			USPC	2501-MISSIONS-FOS	1,000,000	
			VA	2508-MISSIONS-DFA	10,000,000	
1606DR Total					492,416,600	25,514,714
1607DR	LOUISIANA	RITA	BUREC	2501-MISSIONS-FOS	1,000,000	
			CDC	2501-MISSIONS-FOS		
			COE-MVD	2501-MISSIONS-FOS	2,825,000	250,682
				2507-MISSIONS-TA	1,000,000	57,353
				2508-MISSIONS-DFA	380,500,000	50,873,602
			DOD	2501-MISSIONS-FOS		
				2508-MISSIONS-DFA	11,000,000	1,576,361
			DOT	2501-MISSIONS-FOS	25,110,000	8,240,542
				2508-MISSIONS-DFA	10,000,000	490,697
			EPA	2508-MISSIONS-DFA	39,500,000	
			FPS	2501-MISSIONS-FOS	5,000,000	
			GSA	2501-MISSIONS-FOS	500,000	
			HHS	2508-MISSIONS-DFA	20,100,000	
			NCS	2501-MISSIONS-FOS	5,002,685	
			TREAS	2501-MISSIONS-FOS	10,000	
			USCG	2508-MISSIONS-DFA	18,400,000	
			USDA	2508-MISSIONS-DFA	5,500,000	
			USFS	2508-MISSIONS-DFA	35,000,000	
			USGS	2508-MISSIONS-DFA	36,000	
1607DR Total					560,483,685	61,489,238
1609DR	FLORIDA	WILMA	CIA	2501-MISSIONS-FOS	200,000	
			CNCS	2508-MISSIONS-DFA	1,250,000	
			COE-SAD	2501-MISSIONS-FOS	70,822,000	9,489,835
				2507-MISSIONS-TA	600,000	17,025
				2508-MISSIONS-DFA	222,350,000	733,254
			DOC	2501-MISSIONS-FOS	200,000	
			DOD	2501-MISSIONS-FOS	2,650,000	
				2508-MISSIONS-DFA	900,000	6,277
			DOE	2501-MISSIONS-FOS	55,000	
			DOI	2508-MISSIONS-DFA	28,384	
			DOT	2501-MISSIONS-FOS	35,258,000	44,306
			EPA	2501-MISSIONS-FOS	40,000	4,264
				2507-MISSIONS-TA	100,000	3,050
				2508-MISSIONS-DFA	300,000	
			FPS	2501-MISSIONS-FOS	30,371,512	
				2508-MISSIONS-DFA	150,000	
			GSA	2501-MISSIONS-FOS	130,000	3,334
			HHS	2501-MISSIONS-FOS	1,230,000	
				2508-MISSIONS-DFA	8,165,000	
			NCS	2501-MISSIONS-FOS	40,000	
				2508-MISSIONS-DFA		
			NOAA	2508-MISSIONS-DFA	115,000	
			NPS	2501-MISSIONS-FOS		
			SSA	2501-MISSIONS-FOS	200,000	
			USCG	2501-MISSIONS-FOS	50,000	
				2508-MISSIONS-DFA	70,000	
			USDA	2501-MISSIONS-FOS	330,000	

PROG CODE	STATE NAME	EVENT NAME	AGENCY	PROGRAM NAME	OBLIGATIONS	EXPENDITURES
			USDJ	2501-MISSIONS-FOS	45,000	
			USFS	2501-MISSIONS-FOS	5,580,000	
			USFWS	2501-MISSIONS-FOS		
			USGS	2501-MISSIONS-FOS	2,500	
1609DR Total					381,232,396	10,301,345
3212EM	LOUISIANA	KATRINA	DOD	2501-MISSIONS-FOS	250,000	
			DOT	2501-MISSIONS-FOS	6,120,000	134,840
			GSA	2501-MISSIONS-FOS		
				2508-MISSIONS-DFA	1,500,000	
			NCS	2501-MISSIONS-FOS		
3212EM Total					7,870,000	134,840
3213EM	MISSISSIPPI	KATRINA	COE-MVD	2501-MISSIONS-FOS	160,561	56,405
			COE-SAD	2501-MISSIONS-FOS		
			DOD	2501-MISSIONS-FOS	10,000	8,103
			DOE	2501-MISSIONS-FOS	20,000	
			DOT	2501-MISSIONS-FOS	35,000	16,074
			EPA	2501-MISSIONS-FOS	10,000	6,189
			FPS	2501-MISSIONS-FOS	188,608	
			GSA	2501-MISSIONS-FOS	1,760,000	6,791
			HHS	2501-MISSIONS-FOS	50,000	
			NCS	2501-MISSIONS-FOS	10,000	
			TVA	2501-MISSIONS-FOS	288,000	
			USDA	2501-MISSIONS-FOS	20,000	
			USFS	2501-MISSIONS-FOS	60,288	
3213EM Total					2,612,457	93,561
3214EM	ALABAMA	KATRINA	APHIS	2501-MISSIONS-FOS		
			COE-SAD	2501-MISSIONS-FOS		
			DOD	2501-MISSIONS-FOS		
			DOE	2501-MISSIONS-FOS		
			DOT	2501-MISSIONS-FOS		
			EPA	2501-MISSIONS-FOS		
				2507-MISSIONS-TA		
			FPS	2501-MISSIONS-FOS	31,478	
			GSA	2501-MISSIONS-FOS		
			HHS	2501-MISSIONS-FOS		
			NCS	2501-MISSIONS-FOS		
			TVA	2501-MISSIONS-FOS		
			USCG	2501-MISSIONS-FOS		
			USDA	2501-MISSIONS-FOS		
			USFS	2501-MISSIONS-FOS		
3214EM Total					31,478	
3215EM	ARKANSAS	KATRINA	DOT	2501-MISSIONS-FOS	50,000	
				2508-MISSIONS-DFA	500,000	
			FPS	2501-MISSIONS-FOS	460,000	
			GSA	2501-MISSIONS-FOS	60,000	7,452
			HHS	2501-MISSIONS-FOS	10,000	
				2508-MISSIONS-DFA	3,000,000	
3215EM Total					4,080,000	7,452
3216EM	TEXAS	KATRINA	CDC	2508-MISSIONS-DFA	2,675,000	
			DHUD	2501-MISSIONS-FOS	100,000	
			DOD	2501-MISSIONS-FOS	20,000	
				2508-MISSIONS-DFA		
			DOED	2501-MISSIONS-FOS	25,000	
			DOT	2501-MISSIONS-FOS	650,000	632,826
				2508-MISSIONS-DFA	2,500,000	1,300,346

PROG CODE	STATE NAME	EVENT NAME	AGENCY	PROGRAM NAME	OBLIGATIONS	EXPENDITURES
			FPS	2501-MISSIONS-FOS	6,000,000	
			GSA	2501-MISSIONS-FOS	285,000	7,872
			HHS	2501-MISSIONS-FOS	80,000	
				2508-MISSIONS-DFA	10,050,000	
			ICE	2501-MISSIONS-FOS	500,000	
			TVA	2501-MISSIONS-FOS	890,000	
			USFS	2501-MISSIONS-FOS	5,000	2,656
				2508-MISSIONS-DFA	22,500,000	
			USGS	2508-MISSIONS-DFA	15,000	
3216EM Total					46,295,000	1,943,699
3217EM	TENNESSEE	KATRINA	HHS	2501-MISSIONS-FOS	2,000	
				2507-MISSIONS-TA	5,000	
			USDA	2501-MISSIONS-FOS		
3217EM Total					7,000	
3218EM	GEORGIA	KATRINA	HHS	2501-MISSIONS-FOS	52,000	
			USDA	2501-MISSIONS-FOS		
3218EM Total					52,000	
3222EM	NORTH CAROLINA	KATRINA	HHS	2501-MISSIONS-FOS	2,000	
			USDA	2501-MISSIONS-FOS		
3222EM Total					2,000	
3223EM	UTAH	KATRINA	GSA	2508-MISSIONS-DFA		
3223EM Total						
3224EM	COLORADO	KATRINA	GSA	2501-MISSIONS-FOS		
3224EM Total						
3231EM	KENTUCKY	KATRINA	HHS	2501-MISSIONS-FOS	2,000	
			USDA	2501-MISSIONS-FOS		
3231EM Total					2,000	
3232EM	MISSOURI	KATRINA	ARC	2501-MISSIONS-FOS	5,000	
3232EM Total					5,000	
3233EM	SOUTH CAROLINA	KATRINA	HHS	2501-MISSIONS-FOS	2,000	
			USDA	2501-MISSIONS-FOS		
3233EM Total					2,000	
3237EM	ALABAMA	KATRINA	HHS	2508-MISSIONS-DFA	1,000,000	
3237EM Total					1,000,000	
3241EM	ARIZONA	KATRINA	USFS	2501-MISSIONS-FOS	2,000,000	1,963
3241EM Total					2,000,000	1,963
3259EM	FLORIDA	RITA	APHIS	2501-MISSIONS-FOS	10,000	
				2508-MISSIONS-DFA	10,000	
			COE-NAD	2501-MISSIONS-FOS		
			COE-SAD	2501-MISSIONS-FOS	155,000	24,459
			DOD	2501-MISSIONS-FOS	255,000	
			DOE	2501-MISSIONS-FOS	10,000	
			DOT	2501-MISSIONS-FOS	10,000	
			EPA	2501-MISSIONS-FOS	10,000	
			FPS	2501-MISSIONS-FOS	10,000	
			GSA	2501-MISSIONS-FOS		
			HHS	2501-MISSIONS-FOS	10,000	
			NCS	2501-MISSIONS-FOS	10,000	
			USCG	2501-MISSIONS-FOS	16,000	
			USDA	2501-MISSIONS-FOS	10,000	
			USFS	2501-MISSIONS-FOS	730,000	
3259EM Total					1,246,000	24,459
3260EM	LOUISIANA	RITA	COE-MVD	2508-MISSIONS-DFA		
			DOD	2501-MISSIONS-FOS		
				2508-MISSIONS-DFA		

PROG CODE	STATE NAME	EVENT NAME	AGENCY	PROGRAM NAME	OBLIGATIONS	EXPENDITURES
			DOT	2508-MISSIONS-DFA		
			EPA	2501-MISSIONS-FOS	25,000	
			FPS	2501-MISSIONS-FOS	125,000	
				2508-MISSIONS-DFA	100,000	
			HHS	2508-MISSIONS-DFA		
			USCG	2501-MISSIONS-FOS	25,000	
3260EM Total					275,000	
3261EM	TEXAS	RITA	ARC	2501-MISSIONS-FOS	10,000	
			CBP	2501-MISSIONS-FOS	12,000,000	
			COE-SWD	2501-MISSIONS-FOS	5,590,000	14,958
				2508-MISSIONS-DFA	5,000,000	
			DOD	2501-MISSIONS-FOS	11,315,000	3,190,787
			DOT	2501-MISSIONS-FOS	1,571,000	870,802
			EPA	2501-MISSIONS-FOS	5,000,000	
			FPS	2501-MISSIONS-FOS	100,000	
			GSA	2501-MISSIONS-FOS	10,000	
			HHS	2501-MISSIONS-FOS	40,180,000	
			NCS	2501-MISSIONS-FOS	510,000	
			USCG	2501-MISSIONS-FOS	200,000	
			USDA	2501-MISSIONS-FOS	30,000	
			USFS	2501-MISSIONS-FOS	21,125,000	
3261EM Total					102,641,000	4,076,547
Grand Total					8,722,763,518	908,318,986

FINANCIAL INFORMATION TOOL

**SUMMARY OF ALL PUBLIC ASSISTANCE OBLIGATIONS FOR
NEW ORLEANS METROPOLITAN STATISTICAL AREA ONLY**

AS OF 05-10-2006

PROGRAM CODE	PROGRAM NAME	VENDOR COUNTY	NEMIS APPROVED OBLIGATIONS
1603DR	416X-PUBLIC ASSISTANCE	Jefferson	117,400,414.03
		Orleans	328,137,622.69
		Plaquemines	85,761,330.18
		St. Bernard	238,240,607.60
		St. Charles	20,275,059.69
		St. James	1,879,297.22
		St. John the Baptist	3,124,036.92
		St. Tammany	197,253,215.31
1603DR Total			992,071,583.64
1607DR	416X-PUBLIC ASSISTANCE	Jefferson	482,904.85
		Orleans	29,745.67
		Plaquemines	11,930.11
		St. Bernard	20,495.97
		St. Charles	288,952.41
		St. James	2,012.25
1607DR Total			836,041.26
Grand Total			992,907,624.90

FINANCIAL INFORMATION TOOL

PUBLIC ASSISTANCE OBLIGATIONS FOR NEW ORLEANS METROPOLITAN STATISTICAL AREA ONLY

AS OF 05-10-2006

PROGRAM NAME	PROGRAM CATEGORY	VENDOR COUNTY	NEMIS APPROVED OBLIGATIONS			
			KATRINA	RITA	GRAND TOTAL	
			1603DR	1607DR		
416X-PUBLIC ASSISTANCE	416X-A DEBRIS REMOVAL	Jefferson	79,244,866.82	204,274.13	79,449,140.95	
		Orleans	11,957,063.12		11,957,063.12	
		Plaquemines	27,493,345.29		27,493,345.29	
		St. Bernard	107,571,811.87		107,571,811.87	
		St. Charles	871,017.96		871,017.96	
		St. James	444,231.01		444,231.01	
		St. John the Baptist	378,876.83		378,876.83	
		St. Tammany	167,946,535.20		167,946,535.20	
		416X-A DEBRIS REMOVAL Total		395,907,748.10	204,274.13	396,112,022.23
	416X-B PROTECTIVE MEASURES	Jefferson	32,815,426.08	278,630.72	33,094,056.80	
		Orleans	173,874,297.91	29,745.67	173,904,043.58	
		Plaquemines	25,202,236.34	11,930.11	25,214,166.45	
		St. Bernard	93,376,386.16	20,495.97	93,396,882.13	
		St. Charles	17,643,957.15	288,952.41	17,932,909.56	
		St. James	985,107.66	2,012.25	987,119.91	
		St. John the Baptist	2,078,555.70		2,078,555.70	
		St. Tammany	20,531,876.72		20,531,876.72	
		416X-B PROTECTIVE MEASURES Total		366,507,843.72	631,767.13	367,139,610.85
	416X-C ROADS & BRIDGES	Jefferson	0.00		0.00	
		Orleans	3,577,667.15		3,577,667.15	
		Plaquemines	550,314.60		550,314.60	
		St. Bernard	3,438,426.47		3,438,426.47	
		St. Charles	15,260.63		15,260.63	
		St. James	43,357.27		43,357.27	
		St. John the Baptist	99,803.93		99,803.93	
		St. Tammany	2,134,052.76		2,134,052.76	
		416X-C ROADS & BRIDGES Total		9,858,882.81		9,858,882.81
416X-D WATER CONTROL FACILITIES	Jefferson	112,907.36		112,907.36		
	Orleans	0.00		0.00		
	Plaquemines	662,212.56		662,212.56		
	St. Bernard	97,750.29		97,750.29		
	St. Charles	103,348.41		103,348.41		
	416X-D WATER CONTROL FACILITIES Total		2,002,882.28		2,002,882.28	
416X-E PUBLIC BUILDINGS	Jefferson	4,500,875.77		4,500,875.77		
	Orleans	56,516,042.46		56,516,042.46		
	Plaquemines	27,121,517.55		27,121,517.55		
	St. Bernard	29,482,860.64		29,482,860.64		
	St. Charles	1,448,068.02		1,448,068.02		
	St. James	264,378.48		264,378.48		
	St. John the Baptist	560,313.47		560,313.47		
	416X-E PUBLIC BUILDINGS Total		123,041,323.49		123,041,323.49	
416X-F PUBLIC UTILITIES	Jefferson	103,731.17		103,731.17		
	Orleans	75,392,163.13		75,392,163.13		
	Plaquemines	128,249.33		128,249.33		
	St. Bernard	1,161,000.48		1,161,000.48		
	St. Charles	47,255.44		47,255.44		
	St. James	41,590.30		41,590.30		
	St. Tammany	1,963,310.04		1,963,310.04		
	416X-F PUBLIC UTILITIES Total		78,837,299.89		78,837,299.89	
416X-G RECREATIONAL/OTHER	Jefferson	622,606.83		622,606.83		
	Orleans	6,820,388.92		6,820,388.92		
	Plaquemines	4,603,454.51		4,603,454.51		
	St. Bernard	3,112,371.69		3,112,371.69		
	St. Charles	146,152.08		146,152.08		
	St. James	100,632.50		100,632.50		
	St. John the Baptist	6,486.99		6,486.99		
	St. Tammany	503,509.83		503,509.83		
	416X-G RECREATIONAL/OTHER Total		15,915,603.35		15,915,603.35	
Grand Total			992,071,583.64	836,041.26	992,907,624.90	

DISASTER RELIEF Terms Used

Direct/Support: Direct disaster programs provide resources to specifically address the short-, medium-, and long-term consequences of an event on both individuals and communities for declared disasters, emergencies, and fire management assistance grants. Direct costs also support pre-declaration activity (e.g., pre-positioning equipment and people before a hurricane strikes). Disaster support programs allow the Federal Emergency Management Agency (FEMA) to maintain critical, ongoing disaster operations and support infrastructure that supports the timely delivery of all of FEMA's disaster assistance programs. These resources provide for disaster-related support activities, which encompass ongoing operational capabilities that are not readily attributable to any one specific declared disaster.

Allocations: Funds set aside for declarations based on estimated needs for the next 30 days or less.

Commitments: Funds reserved in financial system based on specific requisitions in anticipation of their obligation.

Obligations: Obligations are recorded against allocated funds when contracts are signed, grants awarded, trips taken, mission assignments signed, etc.

Mission Assignments: Through Mission Assignments, FEMA tasks and reimburses Other Federal Agencies (OFAs) for providing services under the Stafford Act. These Mission Assignments fall into three categories:

- *Technical Assistance (TA):* OFAs provide expertise to States; 100% Federally funded; No State cost share
- *Direct Federal Assistance (DFA):* Requested by State; subject to State cost share (unless waived in response timeframe); Goods and services provided to the State to save lives and protect property
- *Federal Operations Support (FOS):* 100% Federally funded; No State cost share; Fed to Fed field operations support. This category reflects agreements with Federal agencies to perform services such as providing search and rescue operations, health and medical support, assisting with disease prevention and control, transportation of disaster victims, and delivery of food, water and other essential commodities to disaster victims.

Human Services Categories:

- *Unemployment:* Disaster Unemployment Assistance for individuals who lose their job as a result of a Presidentially-declared disaster and are not covered by regular unemployment insurance.

- *Crisis Counseling*: Short-term services, provided by FEMA as supplemental funds granted to State and local mental health agencies, available to eligible survivors of Presidentially-declared major disasters.
- *Legal Services*: Legal advice for low income individuals regarding cases that will not produce a fee, provided by The Young Lawyers Division of the American Bar Association, through an agreement with FEMA.
- *Inspections*: Inspections to assess disaster damage.
- *Other Needs Assistance*: Medical, dental, funeral cost, transportation cost and other disaster-related needs within a total cap for Individual Assistance of \$26,200 per individual or household.
- *Housing Assistance*: Lodging expenses reimbursement (for a hotel or motel), rental assistance, home repair cash grant and home replacement cash grants within a total cap for Individual Assistance of \$26,200 per individual or household.

Mitigation:

- *Hazard Mitigation*: Long-term hazard mitigation measures after a major disaster declaration. The purpose of the program is to reduce the loss of life and property due to natural disasters and to enable mitigation measures to be implemented during the immediate recovery from a disaster.