

Department of Homeland Security - Federal Emergency Management Agency
Weekly Disaster Relief Fund (DRF) Report
10-4-2006
Congressional Weekly Report

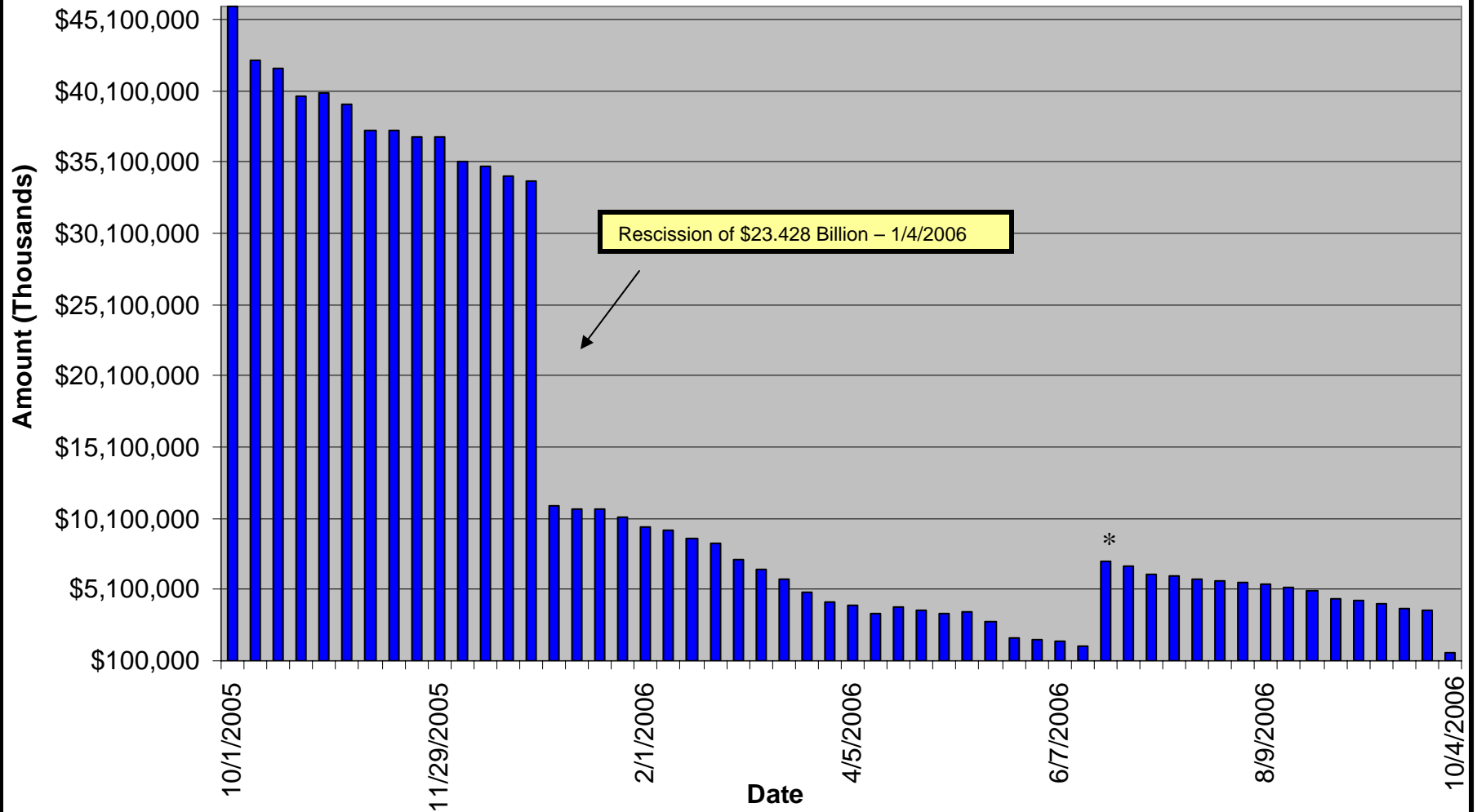
TABLE OF CONTENTS

File	Title of File	Description	Page Numbers
Intro.	Graphical Representations	Graphic Analysis: ▪ DRF Amount Undistributed (10-1-2005 to present)	2
		▪ DRF Amount Undistributed (Current 8 weeks)	3
		▪ Allocations and Obligations for Katrina	4
		▪ Katrina, Rita and Wilma Allocations, Obligations and Expenditures	5
		▪ National Flood Insurance Claims	6
		▪ Manufactured Housing	7
2	Disaster Relief Fund - Status Report	Status of the Disaster Relief Fund	8-9
3	National Flood Insurance Data	Flood Insurance Claims made to Feds, by State; Homes Damaged without Flood Insurance, by State; Households Individual Claim Fully Paid, by State	10
4	Housing Data	Hotel and Manufactured Housing Information	11-13
5	Katrina, Rita and Wilma Declarations	Declarations by Major Object Class, Declarations by Program Area and Mission Assignments	14-24
		Vendor Details; Credit Card data; Obligations greater than \$50,000,000; Declarations; Missions Details; New Orleans data	25-85
6	Disaster Relief Terms	Definitions	86-87

FEDERAL EMERGENCY MANAGEMENT AGENCY
DISASTER RELIEF FUND

10/1/2005 to 10/4/2006

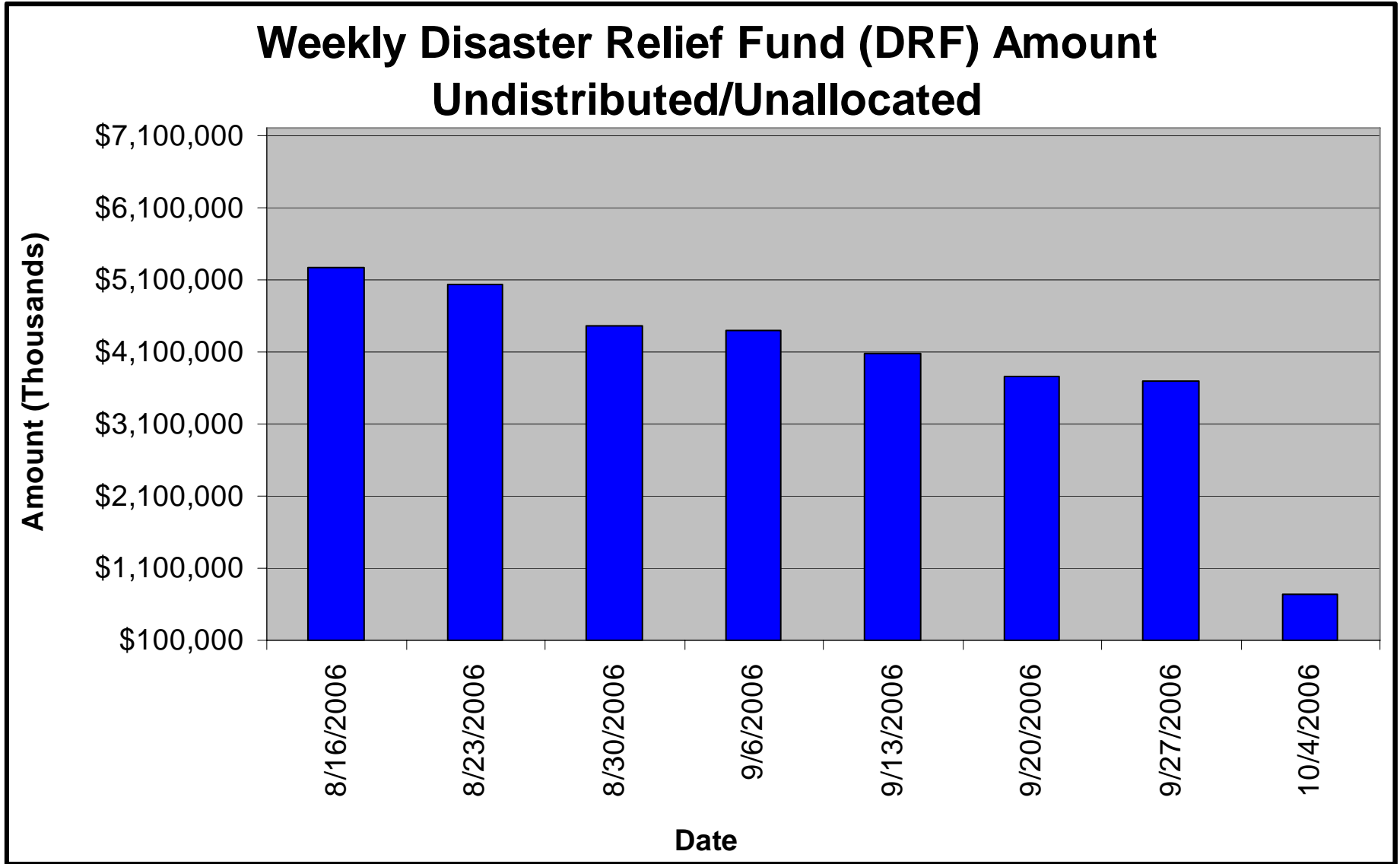
Weekly Disaster Relief Fund (DRF) Amount Undistributed/Unallocated



* Note: \$6,000,000 supplemental pursuant to P.L. 109-234

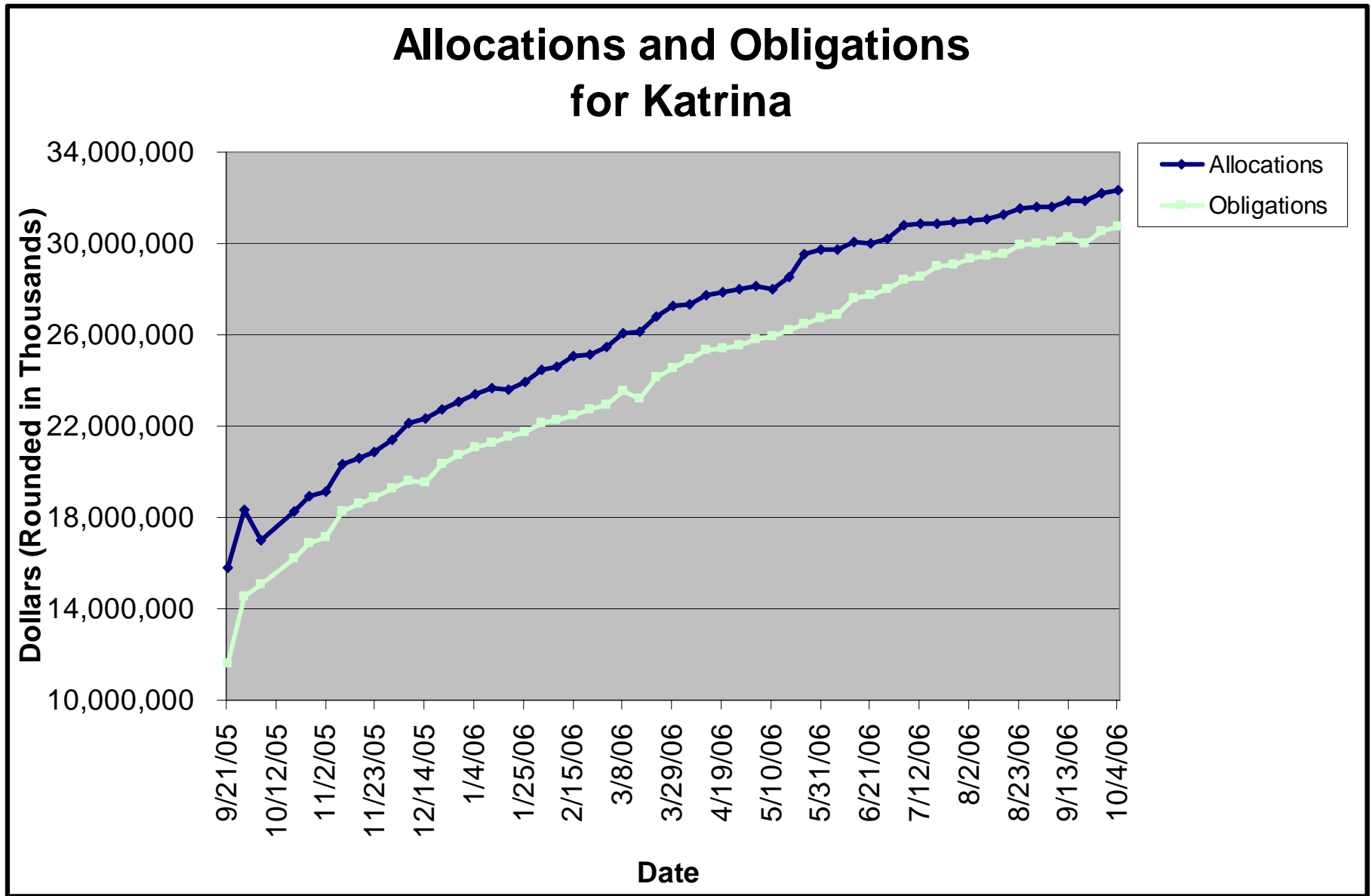
FEDERAL EMERGENCY MANAGEMENT AGENCY
DISASTER RELIEF FUND

As of 10/4/06



FEDERAL EMERGENCY MANAGEMENT AGENCY
DISASTER RELIEF FUND

As of 10/4/06



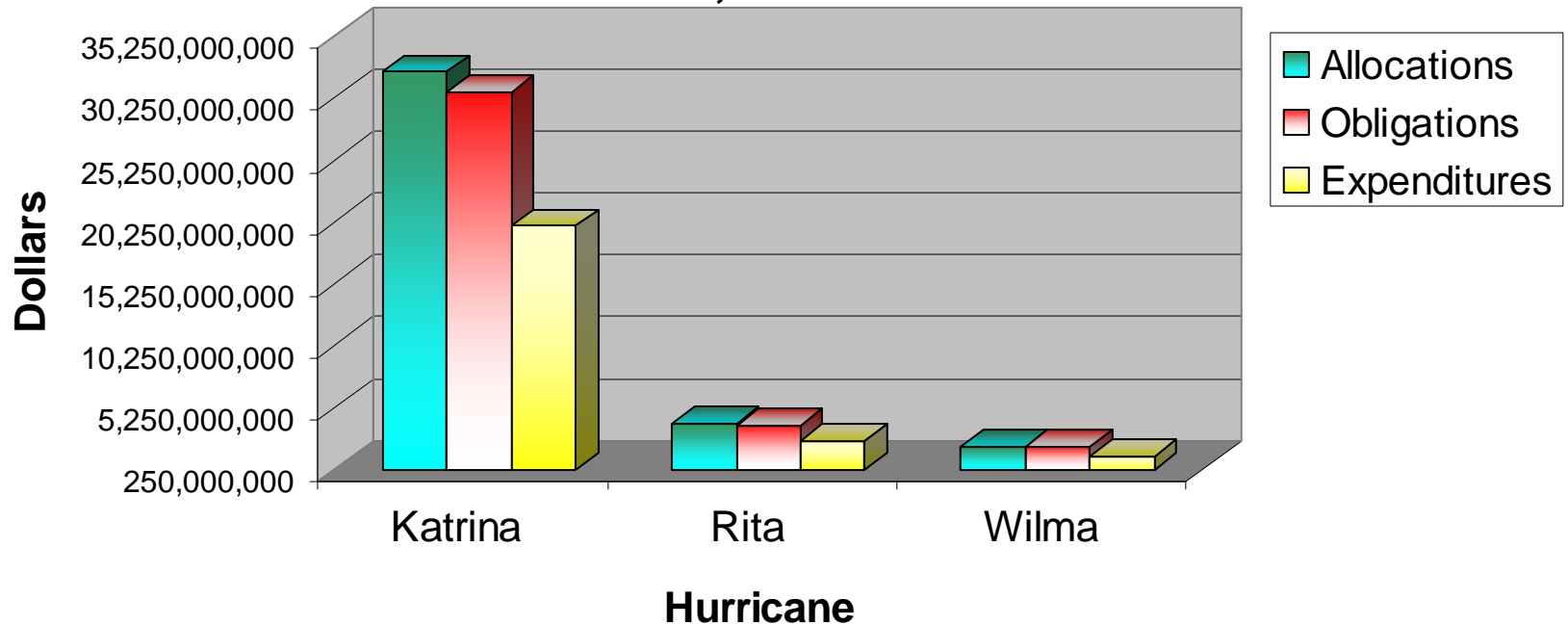
**FEDERAL EMERGENCY MANAGEMENT AGENCY
DISASTER RELIEF FUND**

As of 10/4/06

**Katrina, Rita and Wilma
Allocations, Obligations and Expenditures**

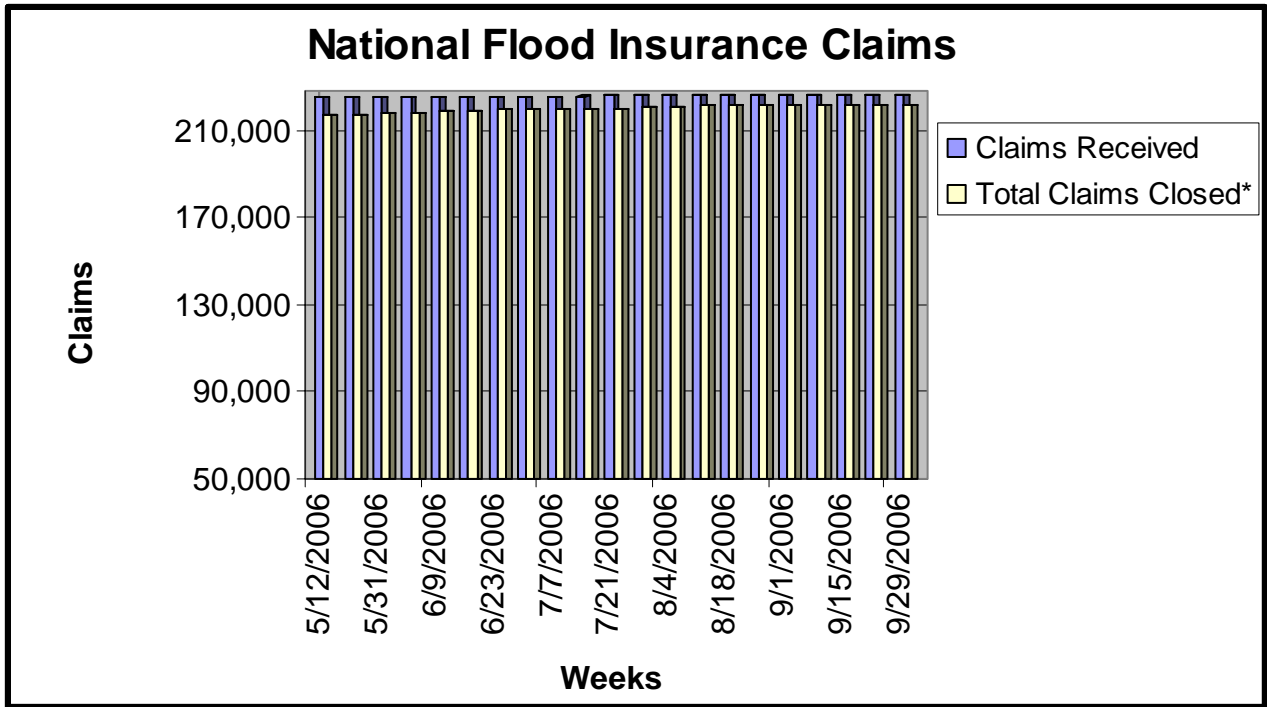
	Katrina	Rita	Wilma	Totals
Allocations	31,452,865,082	3,912,266,157	2,156,314,524	37,521,445,763
Obligations	31,319,692,225	3,901,193,086	2,141,610,815	37,362,496,125
Expenditures	19,949,725,264	2,581,341,716	1,404,868,330	23,935,935,309

**Allocations, Obligation and Expenditures
for Katrina, Rita and Wilma**

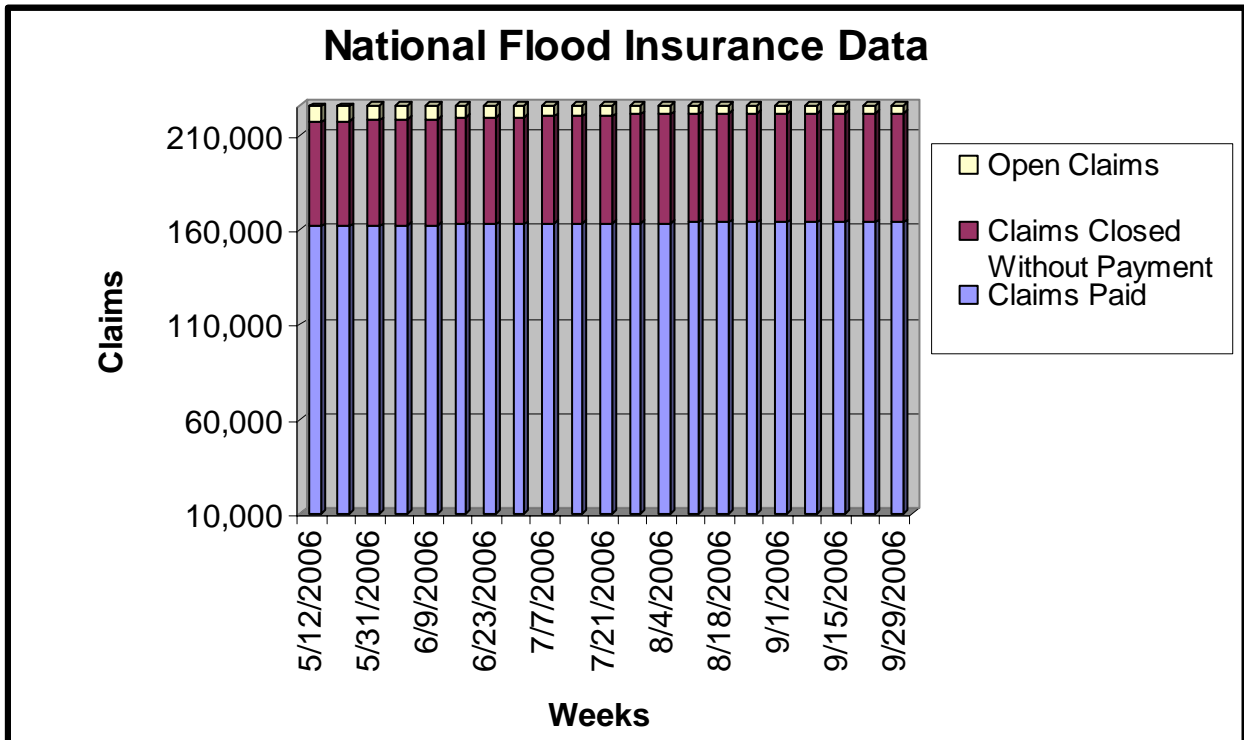


**FEDERAL EMERGENCY MANAGEMENT AGENCY
DISASTER RELIEF FUND**

As of 09/29/06



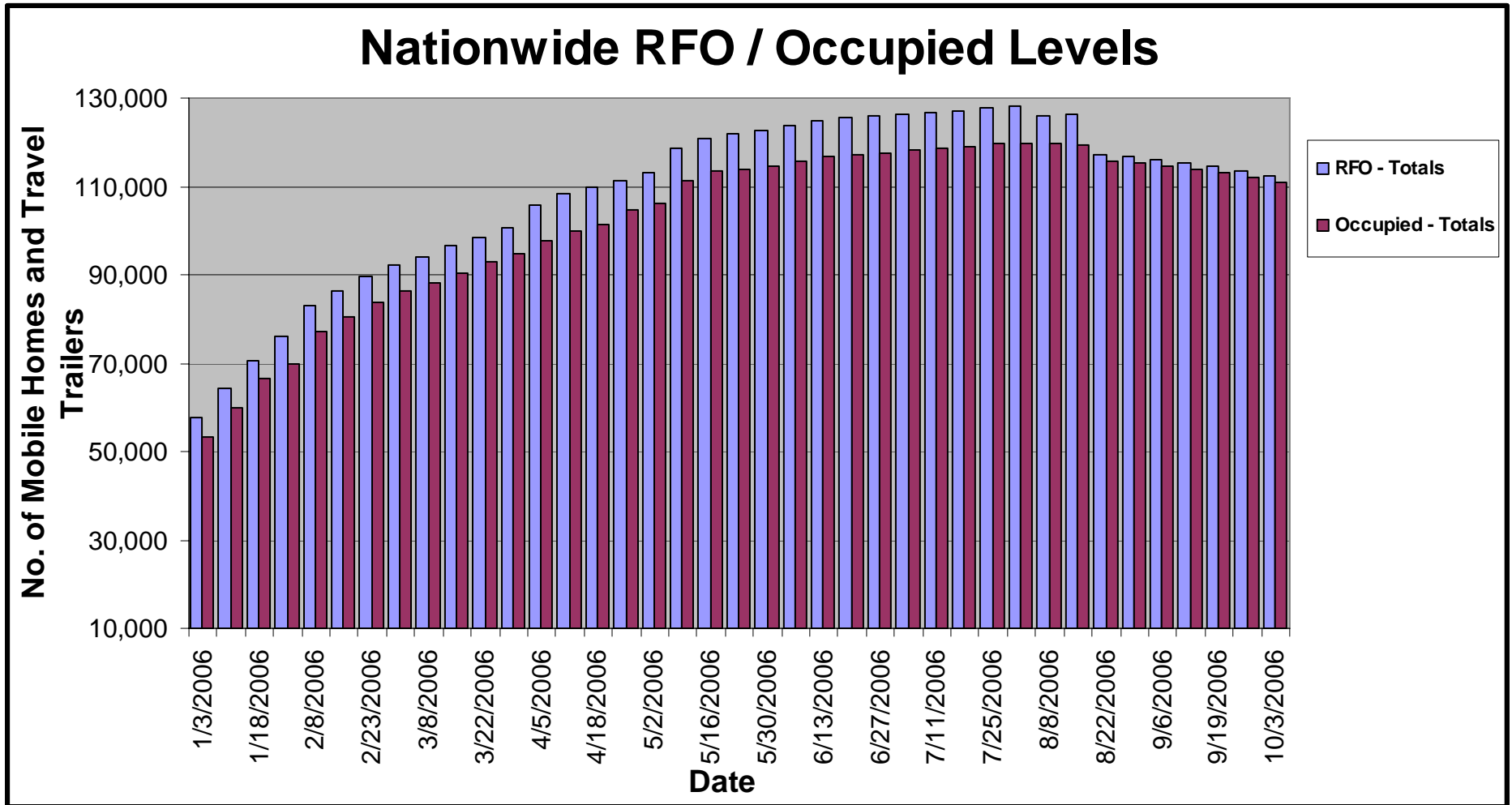
*Note: "Total Claims Closed" incorporates Claims Closed Without Payment (CWOPs) and Claims Paid. CWOPs are claims that are received, but closed without payment because the damage is not covered by the NFIP Standard Flood Insurance Policy.



FEDERAL EMERGENCY MANAGEMENT AGENCY
DISASTER RELIEF FUND

As of 10/3/06

Manufactured Housing Data
Mobile Homes and Travel Trailers Ready for Occupation (RFO) and Occupied



HOMELAND SECURITY - FEDERAL EMERGENCY MANAGEMENT AGENCY
DISASTER RELIEF FUND - FY-2006 ACTIVITY
Dollars in Thousands
As of 10/4/06

Status of the Disaster Relief Fund

	<u>Direct/Support</u>	<u>Change Since Last Report</u>
Status of Obligations:		
FY 2006 APPROPRIATION AVAILABLE*:	31,833,388	0
FY 2006 OBLIGATIONS (net of recoveries)*:	23,310,098	0
FY 2006 UNOBLIGATED BALANCE*:	6,059,412	0
FY 2007 APPROPRIATION AVAILABLE	1,000,000	1,000,000
TOTAL OBLIGATIONS FY 2007 (net):	44,689	44,689
Obligations-FY '06 Recoveries:	0	0
Less: TOTAL OBLIGATIONS FY 2007 (gross):	44,689	44,689
UNOBLIGATED BALANCE:	955,311	955,311
Status of Commitments:		
Less: TOTAL COMMITMENTS:	58,191	58,191
UNCOMMITTED BALANCE:	941,809	941,809
Status of Allocations:		
FUNDS ALLOCATED FY 2006:	28,254,318	0
FUNDS ALLOCATED FY 2007*:	272,374	272,374
Less: TOTAL OBLIGATIONS FY 2007 (gross):	44,689	44,689
UNOBLIGATED ALLOCATION:	227,685	227,685
Amount Undistributed/Unallocated:	727,626	727,626

*Subject to adjustment after final fiscal year closeout. At end of the fiscal year, unobligated allocations clear and are re-allocated with the start of the following fiscal year.

HOMELAND SECURITY - FEDERAL EMERGENCY MANAGEMENT AGENCY
DISASTER RELIEF FUND
Dollars in Thousands
As of 10/4/06

Status of the Katrina Disaster Relief Funds

	<u>Direct/Support</u>	<u>Change Since Last Report</u>
Status of Allocations:		
FUNDS ALLOCATED:	31,452,865	31,452,865
Less: TOTAL OBLIGATIONS (gross):	31,319,692	31,319,692
UNOBLIGATED ALLOCATION:	133,173	133,173
Status of Obligations:		
TOTAL OBLIGATIONS (gross):	31,319,692	31,319,692

Status of the Rita Disaster Relief Funds

	<u>Direct/Support</u>	<u>Change Since Last Report</u>
Status of Allocations:		
FUNDS ALLOCATED:	3,912,266	3,912,266
Less: TOTAL OBLIGATIONS (gross):	3,901,193	3,901,193
UNOBLIGATED ALLOCATION:	11,073	11,073
Status of Obligations:		
TOTAL OBLIGATIONS (gross):	3,901,193	3,901,193

Status of the Wilma Disaster Relief Funds

	<u>Direct/Support</u>	<u>Change Since Last Report</u>
Status of Allocations:		
FUNDS ALLOCATED:	2,156,315	2,156,315
Less: TOTAL OBLIGATIONS (gross):	2,141,611	2,141,611
UNOBLIGATED ALLOCATION:	14,704	14,704
Status of Obligations:		
TOTAL OBLIGATIONS (gross):	2,141,611	2,141,611

Disaster Relief Fund: Details by Disaster Declaration (Katrina)						
Hurricane Katrina				Allocations	Obligations	Unobligated
Florida	Declared 8/28/05	1602DR		196,132	191,132	5,000
Louisiana	Declared 8/27/05	3212EM		3,508	3,508	0
Louisiana	Declared 8/28/05	1603DR		20,077,362	20,005,724	71,638
Subtotal, LA				20,080,870	20,009,232	71,638
Mississippi	Declared 8/28/05	3213EM		2,640	2,640	0
Mississippi	Declared 8/28/05	1604DR		9,214,375	9,177,074	37,301
Subtotal, MS				9,217,015	9,179,714	37,301
Alabama	Declared 8/28/05	3214EM		84	84	0
Alabama	Declared 8/28/05	1605DR		1,137,222	1,123,770	13,452
Subtotal, AL				1,137,306	1,123,854	13,452
Evacuations						
Arkansas	Declared 9/02/05	3215EM		54,203	54,203	0
Texas	Declared 9/02/05	3216EM		610,931	605,554	5,377
Tennessee	Declared 9/05/05	3217EM		33,338	33,338	0
Georgia	Declared 9/05/05	3218EM		17,085	17,085	0
Oklahoma	Declared 9/05/05	3219EM		12,751	12,751	0
Florida	Declared 9/05/05	3220EM		7,848	7,848	0
West Virginia	Declared 9/05/05	3221EM		886	886	0
North Carolina	Declared 9/05/05	3222EM		1,993	1,993	0
Utah	Declared 9/05/05	3223EM		2,005	1,995	10
Colorado	Declared 9/05/05	3224EM		14,365	14,222	143
Michigan	Declared 9/07/05	3225EM		2,282	2,282	0
District of Columbia	Declared 9/07/05	3226EM		1,891	1,891	0
Washington	Declared 9/07/05	3227EM		3,556	3,544	12
Oregon	Declared 9/07/05	3228EM		2,145	2,145	0
New Mexico	Declared 9/07/05	3229EM		1,697	1,697	0
Illinois	Declared 9/07/05	3230EM		2,577	2,577	0
Kentucky	Declared 9/10/05	3231EM		4,140	4,140	0
Missouri	Declared 9/10/05	3232EM		2,752	2,674	77
South Carolina	Declared 9/10/05	3233EM		3,956	3,956	0
South Dakota	Declared 9/10/05	3234EM		274	274	0
Pennsylvania	Declared 9/10/05	3235EM		4,297	4,297	0
Kansas	Declared 9/10/05	3236EM		163	163	0
Alabama	Declared 9/10/05	3237EM		3,807	3,807	0
Indiana	Declared 9/10/05	3238EM		2,402	2,402	0
Iowa	Declared 9/10/05	3239EM		250	250	0
Virginia	Declared 9/12/05	3240EM		566	566	0
Arizona	Declared 9/12/05	3241EM		7,596	7,559	37
Minnesota	Declared 9/13/05	3242EM		2,875	2,875	0
Nevada	Declared 9/13/05	3243EM		1,052	1,015	37
Idaho	Declared 9/13/05	3244EM		654	654	0
Nebraska	Declared 9/13/05	3245EM		297	297	0
Connecticut	Declared 9/13/05	3246EM		722	722	0
North Dakota	Declared 9/13/05	3247EM		57	57	0
California	Declared 9/13/05	3248EM		776	721	55
Wisconsin	Declared 9/13/05	3249EM		922	922	0
Ohio	Declared 9/13/05	3250EM		2,501	2,501	0
Maryland	Declared 9/13/05	3251EM		1,649	1,649	0
Massachusetts	Declared 9/13/05	3252EM		6,337	6,337	0
Montana	Declared 9/13/05	3253EM		436	436	0
Rhode Island	Declared 9/19/05	3255EM		1,191	1,156	35
Maine	Declared 9/19/05	3256EM		57	57	0
New Jersey	Declared 9/19/05	3257EM		189	189	0
New Hampshire	Declared 9/19/05	3258EM		16	16	0
New York	Declared 9/30/05	3262EM		1,955	1,955	0
Delaware	Declared 9/30/05	3263EM		101	101	0
Subtotal, Evacuations				821,542	815,760	5,783
Total, Katrina				31,452,865	31,319,692	133,173
Disaster Relief Fund: Details by Disaster Declaration (Rita)						
Hurricane Rita				Allocations	Obligations	Unobligated
Florida	Declared 9/20/05	3259EM		10,226	10,226	0
Louisiana	Declared 9/21/05	3260EM		275	275	0
Louisiana	Declared 9/24/05	1607DR		1,759,929	1,759,018	911
Subtotal, Louisiana				1,760,204	1,759,293	911
Texas	Declared 9/21/05	3261EM		103,160	103,160	0
Texas	Declared 9/24/05	1606DR		2,038,677	2,028,514	10,163
Subtotal, Texas				2,141,837	2,131,674	10,163
Total, Rita				3,912,266	3,901,193	11,073
Disaster Relief Fund: Details by Disaster Declaration (Wilma)						
Hurricane Wilma				Allocations	Obligations	Unobligated
Florida	Declared 10/24/05	1609DR		2,156,315	2,141,611	14,704
Subtotal, FL				2,156,315	2,141,611	14,704
Total, Wilma				2,156,315	2,141,611	14,704

**National Flood Insurance Program Data
for Hurricanes Katrina and Rita**

As of 09/29/2006

Number of Flood Insurance Claims Made to Feds, by State*	
State and Disaster Number	Number of Losses Received
Florida, DR-1602	9,021
Louisiana, DR-1603	177,827
Mississippi, DR-1604	19,006
Alabama, DR-1605	5,723
Texas, DR-1606	3,930
Louisiana, DR-1607	10,910
TOTAL	226,417

*The data above is gathered through telephone surveys of NFIP Write Your Own companies and represents the best available information. These numbers should be regarded as preliminary estimates.

As of 3/28/06

Number of Homes Damaged Without Flood Insurance, by State**	
State and Disaster Number	Number of Registrants Reporting No Flood Insurance
Florida, DR-1602	733
Louisiana, DR-1603 and 1607	32,768
Mississippi, DR-1604	26,716
Alabama, DR-1605	1,743
Texas, DR-1606	889
TOTAL	62,849

**Reports dated before 3/28/06 were based on households reported as flood damaged by the "applicants" when they originally filed for assistance. The data above represents the number of owners and renters (households) that registered through FEMA's National Processing Service Center, and subsequently received an inspection by FEMA or SBA. This report consists of only those households verified by inspection as flood damaged, including homes where sensors recorded flooding activity.

As of 09/29/2006

Number of Households Individual Claim Fully Paid, by State***	
State and Disaster Number	Number of Losses Paid
Florida, DR-1602	5,795
Louisiana, DR-1603	126,860
Mississippi, DR-1604	17,164
Alabama, DR-1605	5,102
Texas, DR-1606	1,723
Louisiana, DR-1607	7,448
TOTAL	164,092

***"Losses Paid" are numbers generated from estimates received from the NFIP Write Your Own companies. These numbers represent all NFIP policies, both commercial and residential. This data represents the best information available at this time. These numbers should be regarded as preliminary estimates.

As of 09/29/2006

Number of Flood Insurance Claims Closed Without Payment (CWOP)*	
State and Disaster Number	Number of CWOP Claims
Florida, DR-1602	3,028
Louisiana, DR-1603	47,447
Mississippi, DR-1604	1,509
Alabama, DR-1605	552
Texas, DR-1606	2,099
Louisiana, DR-1607	3,160
TOTAL	57,795

*The data above is gathered through telephone surveys of NFIP Write Your Own companies and represents the best available information. These numbers should be regarded as preliminary estimates. CWOPs are claims that are received, but closed without payment because the damage is not covered by the NFIP Standard Flood Insurance Policy.

**Hurricanes Katrina, Rita and Wilma
Hotel and Motel Data*
As of 10/2/06**

Hotel & Motel Rooms	
State	Authorization Codes
LA	27
Total	27

*As of 5/02/06, FEMA tracks hotel occupancy through the use of authorization codes rather than hotel rooms. Authorization codes are issued to individual applicants (or an individual on behalf of a household) who meet eligibility and verification requirements to occupy a FEMA funded hotel room(s). While the number of authorization codes issued roughly reflects the number of rooms occupied, it is not a direct correlation.

MANUFACTURED HOUSING DATA AS OF 10/3/2006

Hurricanes Katrina / Rita Manufactured Housing Data		10.3.06
Louisiana		
Inventory at Staging Area		5,517
Travel Trailers		4,608
Mobile Homes		248
Modular Housing		661
Issued from Staging Area -Today		48
Pads - Leased (1)		16,737
Pads - Leases Pending		100
Cumulative RFO		73,706
Travel Trailers		68,979
Mobile Homes		4,727
Occupied		72,518
Travel Trailers		67,834
Mobile Homes		4,684
Mississippi		10.03.06
Inventory at Staging Area		1,804
Travel Trailers		1,404
Mobile Homes		400
Modular Housing		0
Issued from Staging Area -Today		51
Pads - Leased (1)		6,130
Pads - Leases Pending		112
Cumulative RFO		34,640
Travel Trailers		29,595
Mobile Homes		5,045
Occupied		34,393
Travel Trailers		29,513
Mobile Homes		4,880
Alabama		10.03.06
Inventory at Staging Area		3,148
Travel Trailers		2,086
Mobile Homes		1,062
Modular Housing		0
Issued from Staging Area -Today		25
Pads - Leased (1)		139
Pads - Leases Pending		0
Cumulative RFO		728
Travel Trailers		728
Mobile Homes		0
Occupied		728
Travel Trailers		728
Mobile Homes		0

MANUFACTURED HOUSING DATA AS OF 10/3/2006

Hurricanes Katrina / Rita Manufactured Housing Data Continued	
Texas	10.03.06
Inventory at Staging Area	11,564
Travel Trailers	408
Mobile Homes	10,536
Modular Housing	620
Issued from Staging Area-Today	61
Pads - Leased (1)	194
Pads - Leases Pending	0
Cumulative RFO	3,258
Travel Trailers	3,258
Mobile Homes	0
Occupied	3,231
Travel Trailers	3,231
Mobile Homes	0
Florida	10.03.06
Inventory at Staging Area	345
Travel Trailers	220
Mobile Homes	125
Modular Housing	0
Issued from Staging Area -Today	0
Totals	10.03.06
Cumulative RFO	112,332
Occupied	110,870
Comments	
The figures contained in this report are based on best available data.	
» Report includes travel trailer, mobile home data and modular housing data.	
» Staging areas: LA - New Orleans, Baton Rouge and Lake Charles; AR - Hope; AL - Selma-Craig and Summerdale; TX - Texarkana and Jasper; MS - Purvis and Carne	
» FL-LT manages Florida manufactured housing.	
» Emergency Housing Sites include industrial, commercial, private and group sites.	
Notes:	
1. Excludes private and industrial EGS.	
2. Includes private, industrial, commercial and group sites.	

KATRINA DECLARATIONS BY MAJOR OBJECT CLASS

AS OF 10-4-2006

ROUNDED TO THE NEAREST DOLLAR / PERCENT

PROGRAM AREA	PROGRAM NAME	ALLOCATIONS	UN-OBLIGATED COMMITMENTS	OBLIGATIONS	UN-OBLIGATED ALLOCATIONS(c)	UN-LIQUIDATED OBLIGATIONS	EXPENDITURES	ALLOCATION AVAILABLE
1-HUMAN SERVICES	2503-UNEMPLOYMENT	410,183,399		410,183,399		13,343	410,170,056	
	2504-CRISIS COUNSELING-NIMH	43,035,862		43,035,862		300,000	42,735,862	
	2576-LEGAL SERVICES	315,610		315,610		188,344	127,267	
	2592-INSPECTIONS	244,077,736		244,077,736		91,758,422	152,319,314	
	4149-OTHER NEEDS ASSISTANCE	1,820,368,401		1,816,668,401	3,700,000	12,549,207	1,804,119,195	3,700,000
	414X-HOUSING ASSISTANCE	4,133,014,540		4,126,309,540	6,705,000	16,488,976	4,109,820,564	6,705,000
	4152-CRISIS COUNSELING-SCC	40,209,516		40,209,516		15,974,465	24,235,051	
	IMMEDIATE NEEDS ASSISTANCE	277,910		277,910		277,910		
	MANUFACTURED HOUSING	6,960,259,684	8,846,690	6,895,234,684	65,025,000	1,627,396,480	5,267,838,204	56,178,310
	TOTAL	13,651,742,659	8,846,690	13,576,312,659	75,430,000	1,764,947,146	11,811,365,513	66,583,310
2-INFRASTRUCTURE	2594-INSPECTIONS	1,202,902,409		1,202,662,409	240,000	870,997,981	331,664,428	240,000
	416X-PUBLIC ASSISTANCE	6,158,668,459		6,126,903,720	31,764,739	3,018,767,858	3,108,135,863	31,764,739
	TOTAL	7,361,570,868		7,329,566,129	32,004,739	3,889,765,839	3,439,800,290	32,004,739
3-MITIGATION	2593-INSPECTIONS	27,188,307		27,188,307		17,472,901	9,715,407	
	4173-HAZARD MITIGATION	23,208,933		23,208,933		21,400,648	1,808,285	
	TOTAL	50,397,240		50,397,240		38,873,549	11,523,691	
4-OPERATIONS	2507-MISSIONS-TA	24,687,256		24,687,256		20,985,669	3,701,587	
	2508-MISSIONS-DFA	4,605,828,916		4,605,328,916	500,000	3,218,542,231	1,386,786,685	500,000
	TOTAL	4,630,516,172		4,630,016,172	500,000	3,239,527,900	1,390,488,272	500,000
5-ADMINISTRATION	11XX-SALARIES & BENEFITS	441,860,640		433,076,050	8,784,590		433,076,050	8,784,590
	21XX-TRAVEL	223,757,033		223,556,333	200,700	16,454,024	207,102,309	200,700
	22XX-TRANSPORTION	42,254,267	10,400	41,953,267	301,000	5,194,232	36,759,035	290,600
	23XX-RENT, COMM, UTILITIES	280,770,564	10,800	279,803,064	967,500	62,077,316	217,725,748	956,700
	24XX-PRINT & REPRO	5,199,917		5,112,417	87,500	2,824,436	2,287,981	87,500
	2501-MISSIONS-FOS	2,182,955,141		2,181,918,341	1,036,800	1,518,601,140	663,317,202	1,036,800
	25XX-OTHER SERVICES	1,774,213,812	1,026,361	1,764,767,423	9,446,389	658,079,384	1,106,688,039	8,420,028
	26XX-SUPPLIES & MATERIALS	521,171,608	15,000	520,477,968	693,640	115,715,391	404,762,578	678,640
	31XX-EQUIPMENT	200,058,102		198,238,102	1,820,000	21,463,431	176,774,671	1,820,000
	32XX-LAND & STRUCTURES	9,301,589		9,301,589		470,778	8,830,811	
	4101-URBAN SEARCH & RESCUE	77,095,469		75,195,469	1,900,000	35,972,396	39,223,073	1,900,000
	TOTAL	5,758,638,143	1,062,561	5,733,400,025	25,238,118	2,436,852,527	3,296,547,498	24,175,557
GRAND TOTAL	31,452,865,082		9,909,251	31,319,692,225	133,172,857	11,369,966,961	19,949,725,264	123,263,606

KATRINA DECLARATIONS BY PROGRAM AREA

AS OF 10-4-2006

PROGRAM CODE	STATE NAME	PROGRAM AREA	ALLOCATIONS	UN-OBLIGATED COMMITMENTS	OBLIGATIONS	UN-OBLIGATED ALLOCATIONS(c)	UN-LIQUIDATED OBLIGATIONS	EXPENDITURES	ALLOCATION AVAILABLE
1602DR	FLORIDA	2-INFRASTRUCTURE	168,677,007		163,677,007	5,000,000	38,173,917	125,503,091	5,000,000
		4-OPERATIONS	10,000		10,000		10,000		
		5-ADMINISTRATION	27,444,644		27,444,644		13,624,877	13,819,767	
		TOTAL	196,131,651		191,131,651	5,000,000	51,808,793	139,322,858	5,000,000
1603DR	LOUISIANA	1-HUMAN SERVICES	10,027,575,908	25,000	9,968,145,908	59,430,000	1,325,560,729	8,642,585,179	59,405,000
		2-INFRASTRUCTURE	4,274,454,991		4,274,454,991		2,591,516,054	1,682,938,938	
		3-MITIGATION	14,117,428		14,117,428		8,828,258	5,289,170	
		4-OPERATIONS	2,924,524,398		2,924,524,398		1,945,106,176	979,418,222	
		5-ADMINISTRATION	2,836,688,961	288,392	2,824,481,461	12,207,500	1,134,785,032	1,689,696,430	11,919,108
		TOTAL	20,077,361,687	313,392	20,005,724,187	71,637,500	7,005,796,248	12,999,927,939	71,324,108
1604DR	MISSISSIPPI	1-HUMAN SERVICES	2,977,498,987	8,821,690	2,967,598,987	9,900,000	381,336,432	2,586,262,556	1,078,310
		2-INFRASTRUCTURE	2,067,613,226		2,045,848,487	21,764,739	1,145,957,004	899,891,484	21,764,739
		3-MITIGATION	27,030,681		27,030,681		22,225,994	4,804,688	
		4-OPERATIONS	1,494,219,909		1,494,219,909		1,145,042,869	349,177,040	
		5-ADMINISTRATION	2,648,011,964	774,169	2,642,375,964	5,636,000	1,201,704,792	1,440,671,172	4,861,831
		TOTAL	9,214,374,767	9,595,859	9,177,074,028	37,300,739	3,896,267,090	5,280,806,938	27,704,880
1605DR	ALABAMA	1-HUMAN SERVICES	646,667,763		640,567,763	6,100,000	58,049,986	582,517,778	6,100,000
		2-INFRASTRUCTURE	99,193,265		99,193,265		22,739,871	76,453,394	
		3-MITIGATION	9,249,131		9,249,131		7,819,297	1,429,834	
		4-OPERATIONS	171,950,000		171,450,000	500,000	113,727,814	57,722,186	500,000
		5-ADMINISTRATION	210,161,648		203,309,870	6,851,778	71,220,056	132,089,814	6,851,778
		TOTAL	1,137,221,807		1,123,770,029	13,451,778	273,557,024	850,213,005	13,451,778
3212EM	LOUISIANA	2-INFRASTRUCTURE							
		4-OPERATIONS	1,500,000		1,500,000		1,497,904	2,096	
		5-ADMINISTRATION	2,008,058		2,008,058		1,246,960	761,098	
		TOTAL	3,508,058		3,508,058		2,744,864	763,194	
3213EM	MISSISSIPPI	2-INFRASTRUCTURE							
		4-OPERATIONS							
		5-ADMINISTRATION	2,640,285		2,640,285		2,473,029	167,256	
		TOTAL	2,640,285		2,640,285		2,473,029	167,256	
3214EM	ALABAMA	2-INFRASTRUCTURE							
		4-OPERATIONS							
		5-ADMINISTRATION	84,454		84,454		37,782	46,672	
		TOTAL	84,454		84,454		37,782	46,672	
3215EM	ARKANSAS	2-INFRASTRUCTURE	46,325,886		46,325,886		1,691,990	44,633,896	
		4-OPERATIONS	3,500,000		3,500,000		3,500,000		
		5-ADMINISTRATION	4,377,077		4,377,077		689,371	3,687,706	
		TOTAL	54,202,963		54,202,963		5,881,361	48,321,603	
3216EM	TEXAS	2-INFRASTRUCTURE	558,316,943		553,076,943	5,240,000	54,130,319	498,946,624	5,240,000
		4-OPERATIONS	33,806,865		33,806,865		29,638,137	4,168,728	
		5-ADMINISTRATION	18,807,434		18,670,634	136,800	8,868,681	9,801,953	136,800
		TOTAL	610,931,243		605,554,443	5,376,800	92,637,138	512,917,305	5,376,800
3217EM	TENNESSEE	2-INFRASTRUCTURE	33,249,785		33,249,785		2,084,078	31,165,707	
		4-OPERATIONS	5,000		5,000		5,000		
		5-ADMINISTRATION	83,363		83,363		2,000	81,363	
		TOTAL	33,338,148		33,338,148		2,091,078	31,247,069	
3218EM	GEORGIA	2-INFRASTRUCTURE	17,031,873		17,031,873		6,867,023	10,164,850	
		5-ADMINISTRATION	52,767		52,767		52,000	767	
		TOTAL	17,084,640		17,084,640		6,919,023	10,165,617	
3219EM	OKLAHOMA	2-INFRASTRUCTURE	12,588,673		12,588,673		712,794	11,875,879	
		5-ADMINISTRATION	161,938		161,938		12,604	149,334	
		TOTAL	12,750,611		12,750,611		725,398	12,025,213	
3220EM	FLORIDA	2-INFRASTRUCTURE	7,845,819		7,845,819		5,489,332	2,356,487	
		5-ADMINISTRATION	2,272		2,272		2,272		
		TOTAL	7,848,091		7,848,091		5,489,332	2,358,759	
3221EM	WEST VIRGINIA	2-INFRASTRUCTURE	782,658		782,658		16,327	766,331	
		5-ADMINISTRATION	103,490		103,490			103,490	
		TOTAL	886,148		886,148		16,327	869,821	
3222EM	NORTH CAROLINA	2-INFRASTRUCTURE	1,990,910		1,990,910		427,423	1,563,487	
		5-ADMINISTRATION	2,261		2,261		2,000	261	
		TOTAL	1,993,171		1,993,171		429,423	1,563,748	

PROGRAM CODE	STATE NAME	PROGRAM AREA	ALLOCATIONS	UN-OBLIGATED COMMITMENTS	OBLIGATIONS	UN-OBLIGATED ALLOCATIONS(c)	UN-LIQUIDATED OBLIGATIONS	EXPENDITURES	ALLOCATION AVAILABLE
3223EM	UTAH	2-INFRASTRUCTURE	1,927,275		1,927,275		509,187	1,418,087	
		4-OPERATIONS							
		5-ADMINISTRATION	77,776		67,426	10,350	7,089	60,336	10,350
		TOTAL	2,005,050		1,994,700	10,350	516,277	1,478,424	10,350
3224EM	COLORADO	2-INFRASTRUCTURE	13,534,963		13,534,963		34,136	13,500,827	
		4-OPERATIONS							
		5-ADMINISTRATION	829,996		687,496	142,500	10,816	676,679	142,500
		TOTAL	14,364,958		14,222,458	142,500	44,952	14,177,506	142,500
3225EM	MICHIGAN	2-INFRASTRUCTURE	1,836,248		1,836,248		179,636	1,656,612	
		5-ADMINISTRATION	445,732		445,732		37,703	408,029	
		TOTAL	2,281,980		2,281,980		217,339	2,064,641	
		2-INFRASTRUCTURE	1,836,498		1,836,498		1,407,827	428,671	
3226EM	DISTRICT OF COLUMBIA	5-ADMINISTRATION	54,053		54,053			54,053	
		TOTAL	1,890,551		1,890,551		1,407,827	482,724	
		2-INFRASTRUCTURE	3,122,177		3,122,177		2,423,355	698,822	
		5-ADMINISTRATION	434,162		421,812	12,350	18,650	403,162	12,350
TOTAL	3,556,338		3,543,988	12,350	2,442,005	1,101,983	12,350		
3228EM	OREGON	2-INFRASTRUCTURE	2,106,770		2,106,770		1,374,451	732,319	
		5-ADMINISTRATION	38,096		38,096		6,181	31,915	
		TOTAL	2,144,866		2,144,866		1,380,632	764,233	
		2-INFRASTRUCTURE	1,626,513		1,626,513		1,190,437	436,075	
3229EM	NEW MEXICO	5-ADMINISTRATION	70,132		70,132		3,770	66,361	
		TOTAL	1,696,644		1,696,644		1,194,208	502,437	
		2-INFRASTRUCTURE	2,324,462		2,324,462		184,492	2,139,971	
		5-ADMINISTRATION	252,779		252,779		42,945	209,834	
TOTAL	2,577,241		2,577,241		227,437	2,349,805			
3231EM	KENTUCKY	2-INFRASTRUCTURE	4,129,572		4,129,572		2,460,195	1,669,377	
		5-ADMINISTRATION	9,961		9,961		2,000	7,961	
		TOTAL	4,139,533		4,139,533		2,462,195	1,677,338	
		2-INFRASTRUCTURE	1,970,264		1,970,264		1,451,864	518,400	
3232EM	MISSOURI	5-ADMINISTRATION	781,421		704,141	77,280	12,772	691,369	77,280
		TOTAL	2,751,686		2,674,406	77,280	1,464,637	1,209,769	77,280
		2-INFRASTRUCTURE	3,913,582		3,913,582		179,341	3,734,241	
		5-ADMINISTRATION	42,089		42,089		2,000	40,089	
TOTAL	3,955,672		3,955,672		181,341	3,774,330			
3234EM	SOUTH DAKOTA	2-INFRASTRUCTURE	262,031		262,031		50,699	211,332	
		5-ADMINISTRATION	12,086		12,086		1,734	10,352	
		TOTAL	274,117		274,117		52,433	221,684	
		2-INFRASTRUCTURE	4,023,923		4,023,923		1,936,673	2,087,250	
3235EM	PENNSYLVANIA	5-ADMINISTRATION	273,111		273,111			273,111	
		TOTAL	4,297,034		4,297,034		1,936,673	2,360,361	
		2-INFRASTRUCTURE	163,069		163,069		9,135	153,933	
		5-ADMINISTRATION	351		351			351	
TOTAL	163,419		163,419		9,135	154,284			
3237EM	ALABAMA	2-INFRASTRUCTURE	2,806,581		2,806,581		45,867	2,760,714	
		4-OPERATIONS	1,000,000		1,000,000		1,000,000		
		5-ADMINISTRATION							
		TOTAL	3,806,581		3,806,581		1,045,867	2,760,714	
3238EM	INDIANA	2-INFRASTRUCTURE	2,399,856		2,399,856		2,352,248	47,608	
		5-ADMINISTRATION	2,392		2,392		96	2,297	
		TOTAL	2,402,248		2,402,248		2,352,344	49,904	
		2-INFRASTRUCTURE	244,243		244,243		28,593	215,650	
3239EM	IOWA	5-ADMINISTRATION	5,639		5,639			5,639	
		TOTAL	249,882		249,882		28,593	221,289	
		2-INFRASTRUCTURE	454,246		454,246		30,566	423,680	
		5-ADMINISTRATION	111,522		111,522			111,522	
TOTAL	565,768		565,768		30,566	535,202			
3241EM	ARIZONA	2-INFRASTRUCTURE	5,292,115		5,292,115		95,822	5,196,293	
		5-ADMINISTRATION	2,304,007		2,267,347	36,660	1,913,339	354,008	36,660
		TOTAL	7,596,122		7,559,462	36,660	2,009,161	5,550,301	36,660
		2-INFRASTRUCTURE	2,873,557		2,873,557		981,560	1,891,996	
3242EM	MINNESOTA	5-ADMINISTRATION	1,927		1,927		22	1,905	
		TOTAL	2,875,484		2,875,484		981,582	1,893,902	

PROGRAM CODE	STATE NAME	PROGRAM AREA	ALLOCATIONS	UN-OBLIGATED COMMITMENTS	OBLIGATIONS	UN-OBLIGATED ALLOCATIONS(c)	UN-LIQUIDATED OBLIGATIONS	EXPENDITURES	ALLOCATION AVAILABLE
3243EM	NEVADA	2-INFRASTRUCTURE	705,623		705,623		168,185	537,438	
		5-ADMINISTRATION	346,378		309,718	36,660	10,685	299,034	36,660
		TOTAL	1,052,001		1,015,341	36,660	178,870	836,472	36,660
3244EM	IDAHO	2-INFRASTRUCTURE	643,370		643,370		431,334	212,036	
		5-ADMINISTRATION	10,621		10,621		761	9,860	
		TOTAL	653,991		653,991		432,095	221,896	
3245EM	NEBRASKA	2-INFRASTRUCTURE	295,448		295,448		161,502	133,946	
		5-ADMINISTRATION	1,302		1,302			1,302	
		TOTAL	296,750		296,750		161,502	135,248	
3246EM	CONNECTICUT	2-INFRASTRUCTURE	684,199		684,199		684,199		
		5-ADMINISTRATION	37,443		37,443		13,718	23,725	
		TOTAL	721,642		721,642		697,917	23,725	
3247EM	NORTH DAKOTA	2-INFRASTRUCTURE	23,747		23,747			23,747	
		5-ADMINISTRATION	33,322		33,322		6,015	27,307	
		TOTAL	57,069		57,069		29,762	27,307	
3248EM	CALIFORNIA	2-INFRASTRUCTURE	1,289		1,289			1,289	
		5-ADMINISTRATION	775,146		720,156	54,990	6,205	713,951	54,990
		TOTAL	776,435		721,445	54,990	7,493	713,951	54,990
3249EM	WISCONSIN	2-INFRASTRUCTURE	921,249		921,249		47,419	873,831	
		5-ADMINISTRATION	1,225		1,225			1,225	
		TOTAL	922,475		922,475		47,419	875,056	
3250EM	OHIO	2-INFRASTRUCTURE	2,499,922		2,499,922		607,733	1,892,189	
		5-ADMINISTRATION	914		914		914		
		TOTAL	2,500,836		2,500,836		608,647	1,892,189	
3251EM	MARYLAND	2-INFRASTRUCTURE	1,566,521		1,566,521		211,687	1,354,834	
		5-ADMINISTRATION	82,921		82,921			82,921	
		TOTAL	1,649,442		1,649,442		211,687	1,437,755	
3252EM	MASSACHUSETTS	2-INFRASTRUCTURE	5,855,581		5,855,581		66,039	5,789,542	
		5-ADMINISTRATION	481,683		481,683		8,136	473,547	
		TOTAL	6,337,264		6,337,264		74,175	6,263,089	
3253EM	MONTANA	2-INFRASTRUCTURE	397,372		397,372		279,525	117,847	
		5-ADMINISTRATION	38,314		38,314		3,086	35,228	
		TOTAL	435,686		435,686		282,611	153,074	
3255EM	RHODE ISLAND	2-INFRASTRUCTURE	1,131,503		1,131,503		204,415	927,088	
		5-ADMINISTRATION	59,425		24,175	35,250	5,707	18,468	35,250
		TOTAL	1,190,929		1,155,679	35,250	210,122	945,557	35,250
3256EM	MAINE	2-INFRASTRUCTURE	51,276		51,276			51,276	
		5-ADMINISTRATION	6,000		6,000		5,706	294	
		TOTAL	57,276		57,276		5,706	51,570	
3257EM	NEW JERSEY	2-INFRASTRUCTURE	120,026		120,026		3,334	116,692	
		5-ADMINISTRATION	69,232		69,232		641	68,591	
		TOTAL	189,258		189,258		3,974	185,283	
3258EM	NEW HAMPSHIRE	2-INFRASTRUCTURE	9,887		9,887			9,887	
		5-ADMINISTRATION	6,000		6,000		5,374	626	
		TOTAL	15,887		15,887		5,374	10,513	
3262EM	NEW YORK	2-INFRASTRUCTURE	1,644,588		1,644,588		138,349	1,506,239	
		5-ADMINISTRATION	309,925		309,925		7,276	302,649	
		TOTAL	1,954,514		1,954,514		145,626	1,808,888	
3263EM	DELAWARE	2-INFRASTRUCTURE	100,286		100,286		4,868	95,419	
		5-ADMINISTRATION	443		443			443	
		TOTAL	100,729		100,729		4,868	95,862	
GRAND TOTAL			31,452,865,082	9,909,251	31,319,692,225	133,172,857	11,369,966,961	19,949,725,264	123,263,606

KATRINA MISSION ASSIGNMENTS

AS OF 10-4-2006

OBLIGATIONS	
DHS AGENCIES	Total
BTS	200,000
CBP	30,957,949
DHSOIG	200,000
FLETC	460,103
FPS	199,068,373
IAIP	214,000
ICE	35,938,730
NCS	7,318,000
OCFO	210,000
OSLGCP	200,000
S&T	100,000
TSA	455,000
USCG	201,557,501
USCIS	910,000
USSS	8,800
Subtotal, DHS	477,798,456
OTHER AGENCIES	Total
AID	17,344,000
APHIS	380,000
ARC	50,000
BUREC	1,089,000
CDC	17,423,500
CNCS	2,990,126
COE-LRD	2,522
COE-MVD	3,751,126,516
COE-SAD	181,415,000
DHUD	82,922,680
DOC	1,500,000
DOD	968,456,169
DOE	242,026
DOED	205,000
DOI	1,354,400
DOL	1,025,851
DOS	55,000
DOT	455,803,055
EEOC	354,546
EPA	312,386,200
FAA	
FCC	200,000
FCSIC	200,000
FMSHRC	200,000
FNS	20,000
GSA	78,091,310
HHS	163,669,997
MSPB	
NAR	880,380
NASA	1,119,425
NCPC	7,469
NCUA	
NGA	690,000
NLRB	240,000
NOAA	2,250,000
NPS	157,000
NRC	200,000
NSF	200,000
OPM	769,564
OSHA	21,625,000
RRB	5,419
SBA	200,000
SCS	11,800
SEC	2,000
SSA	842,509
TREAS	2,710,650
TVA	9,861,130
USDA	12,560,500
USDJ	55,749,600
USFS	179,193,756
USGS	453,851
USPC	4,697,217
USPHS	
USPS	1,126,889
VA	75,000
Subtotal, Other Agencies	6,334,136,058
Grand Total MA s	6,811,934,513

RITA DECLARATIONS BY MAJOR OBJECT CLASS

AS OF 10-4-2006

PROGRAM AREA	PROGRAM NAME	ALLOCATIONS	UN-OBLIGATED COMMITMENTS	OBLIGATIONS	UN-OBLIGATED ALLOCATIONS(c)	UN-LIQUIDATED OBLIGATIONS	EXPENDITURES	ALLOCATION AVAILABLE
1-HUMAN SERVICES	2503-UNEMPLOYMENT	21,545,421		21,545,421			21,545,421	
	2504-CRISIS COUNSELING-NIMH	4,355,225		3,855,225	500,000		3,855,225	500,000
	2576-LEGAL SERVICES							
	2592-INSPECTIONS	104,883,467		104,883,467		44,001,333	60,882,133	
	4149-OTHER NEEDS ASSISTANCE	107,000,000		106,800,000	200,000	1,726,902	105,073,098	200,000
	414X-HOUSING ASSISTANCE	916,358,649		915,305,649	1,053,000	3,600,336	911,705,313	1,053,000
	4152-CRISIS COUNSELING-SCC	1,557,215		1,557,215		906,473	650,742	
	4154-OTHER NEEDS ASSISTANCE	72,380,000		71,880,000	500,000	1,133,298	70,746,702	500,000
	MANUFACTURED HOUSING	159,566,893	200,000	158,451,893	1,115,000	42,810,986	115,640,907	915,000
	TOTAL	1,387,646,870	200,000	1,384,278,870	3,368,000	94,179,328	1,290,099,542	3,168,000
2-INFRASTRUCTURE	2594-INSPECTIONS	30,800,121		30,260,121	540,000	13,054,458	17,205,663	540,000
	416X-PUBLIC ASSISTANCE	739,948,322		736,948,322	3,000,000	278,608,342	458,339,980	3,000,000
	TOTAL	770,748,443		767,208,443	3,540,000	291,662,800	475,545,643	3,540,000
3-MITIGATION	2593-INSPECTIONS	12,161,943		12,161,943		9,116,614	3,045,329	
	4173-HAZARD MITIGATION	31,553,493		31,553,493		31,338,840	214,653	
	TOTAL	43,715,436		43,715,436		40,455,455	3,259,981	
4-OPERATIONS	2507-MISSIONS-TA	750,000		750,000		463,322	286,678	
	2508-MISSIONS-DFA	659,747,600		659,747,600		335,280,956	324,466,644	
	TOTAL	660,497,600		660,497,600		335,744,278	324,753,322	
5-ADMINISTRATION	11XX-SALARIES & BENEFITS	65,264,049		63,108,549	2,155,500		63,108,549	2,155,500
	21XX-TRAVEL	36,105,095		35,321,924	783,171	1,209,107	34,112,817	783,171
	22XX-TRANSPORTION	1,680,810	5,000	1,680,810		305,931	1,374,878	(5,000)
	23XX-RENT, COMM, UTILITIES	24,185,084		24,175,084	10,000	6,631,396	17,543,688	10,000
	24XX-PRINT & REPRO	950,179		945,179	5,000	623,490	321,689	5,000
	2501-MISSIONS-FOS	385,033,676		384,353,276	680,400	315,418,143	68,935,133	680,400
	25XX-OTHER SERVICES	456,029,865	30,000	455,829,865	200,000	204,321,844	251,508,021	170,000
	26XX-SUPPLIES & MATERIALS	45,656,114	130,000	45,463,114	193,000	11,113,455	34,349,660	63,000
	31XX-EQUIPMENT	12,067,809	80,000	11,929,809	138,000	2,540,203	9,389,606	58,000
	32XX-LAND & STRUCTURES	404,900		404,900		177,524	227,376	
	4101-URBAN SEARCH & RESCUE	22,280,226		22,280,226		15,468,415	6,811,811	
TOTAL	1,049,657,807	245,000	1,045,492,736	4,165,071	557,809,509	487,683,228	3,920,071	
GRAND TOTAL	3,912,266,157	445,000	3,901,193,086	11,073,071	1,319,851,370	2,581,341,716	10,628,071	

RITA DECLARATIONS BY PROGRAM AREA

AS OF 10-4-2006

PROGRAM CODE	STATE NAME	PROGRAM AREA	ALLOCATIONS	UN-OBLIGATED COMMITMENTS	OBLIGATIONS	UN-OBLIGATED ALLOCATIONS(c)	UN-LIQUIDATED OBLIGATIONS	EXPENDITURES	ALLOCATION AVAILABLE
1606DR	TEXAS	1-HUMAN SERVICES	814,724,583	200,000	811,709,583	3,015,000	72,381,260	739,328,323	2,815,000
		2-INFRASTRUCTURE	381,597,276		378,057,276	3,540,000	104,037,740	274,019,536	3,540,000
		3-MITIGATION	38,696,949		38,696,949		37,777,375	919,574	
		4-OPERATIONS	237,501,600		237,501,600		60,409,988	177,091,612	
		5-ADMINISTRATION	566,156,103	245,000	562,548,532	3,607,571	267,520,571	295,027,961	3,362,571
		TOTAL	2,038,676,511	445,000	2,028,513,940	10,162,571	542,126,935	1,486,387,005	9,717,571
1607DR	LOUISIANA	1-HUMAN SERVICES	572,922,286		572,569,286	353,000	21,798,068	550,771,218	353,000
		2-INFRASTRUCTURE	374,145,228		374,145,228		183,505,067	190,640,161	
		3-MITIGATION	5,018,487		5,018,487		2,678,079	2,340,408	
		4-OPERATIONS	417,886,000		417,886,000		270,224,290	147,661,710	
		5-ADMINISTRATION	389,956,733		389,399,233	557,500	203,708,469	185,690,764	557,500
		TOTAL	1,759,928,735		1,759,018,235	910,500	681,913,974	1,077,104,261	910,500
3259EM	FLORIDA	2-INFRASTRUCTURE	8,934,900		8,934,900		3,718,254	5,216,645	
		4-OPERATIONS	10,000		10,000		10,000		
		5-ADMINISTRATION	1,280,801		1,280,801		1,197,557	83,244	
		TOTAL	10,225,700		10,225,700		4,925,811	5,299,889	
3260EM	LOUISIANA	2-INFRASTRUCTURE							
		4-OPERATIONS	100,000		100,000		100,000		
		5-ADMINISTRATION	175,000		175,000		175,000		
		TOTAL	275,000		275,000		275,000		
3261EM	TEXAS	2-INFRASTRUCTURE	6,071,040		6,071,040		401,739	5,669,301	
		4-OPERATIONS	5,000,000		5,000,000		5,000,000		
		5-ADMINISTRATION	92,089,171		92,089,171		85,207,911	6,881,260	
		TOTAL	103,160,211		103,160,211		90,609,650	12,550,560	
GRAND TOTAL		3,912,266,157	445,000	3,901,193,086	11,073,071	1,319,851,370	2,581,341,716	10,628,071	

RITA MISSION ASSIGNMENTS

AS OF 10-4-2006

OBLIGATIONS	
DHS AGENCIES	Total
CBP	12,000,000
FPS	13,003,817
NCS	5,862,685
USCG	26,741,000
Subtotal, DHS	57,607,502
OTHER AGENCIES	Total
APHIS	20,000
ARC	
BIA	317,600
BUREC	1,000,000
CDC	
CNCS	224,000
COE-MVD	287,575,000
COE-NAD	
COE-SAD	155,000
COE-SWD	267,918,900
DHUD	120,000
DOD	48,480,000
DOE	60,000
DOI	5,000
DOT	59,671,544
EPA	40,789,830
GSA	565,500
HHS	76,290,000
NGA	690,000
NOAA	2,790,000
TREAS	80,000
TVA	2,080,000
USDA	6,470,000
USFS	180,905,000
USGS	36,000
USPC	1,000,000
VA	10,000,000
Subtotal, Other Agencies	987,243,374
Grand Total MA s	1,044,850,876

WILMA DECLARATIONS BY MAJOR OBJECT CLASS

AS OF 10-4-2006

PROGRAM AREA	PROGRAM NAME	ALLOCATIONS	UN-OBLIGATED COMMITMENTS	OBLIGATIONS	UN-OBLIGATED ALLOCATIONS(c)	UN-LIQUIDATED OBLIGATIONS	EXPENDITURES	ALLOCATION AVAILABLE
1-HUMAN SERVICES	2503-UNEMPLOYMENT	6,050,125		6,050,125			6,050,125	
	2504-CRISIS COUNSELING-NIMH	8,246,808		8,246,808			8,246,808	
	2576-LEGAL SERVICES	5,000		5,000			5,000	
	2592-INSPECTIONS	46,354,901		46,354,901		7,259,475	39,095,426	
	4149-OTHER NEEDS ASSISTANCE	148,999,943		143,999,943	5,000,000	428,853	143,571,090	5,000,000
	414X-HOUSING ASSISTANCE	151,013,000		149,195,000	1,818,000	714,158	148,480,842	1,818,000
	4152-CRISIS COUNSELING-SCC	2,424,122		2,424,122		725,617	1,698,505	
	MANUFACTURED HOUSING	83,316,282		83,316,282		13,563,619	69,752,662	
TOTAL	446,410,181		439,592,181	6,818,000	22,691,722	416,900,458	6,818,000	
2-INFRASTRUCTURE	2594-INSPECTIONS	43,152,079		43,152,079		6,730,126	36,421,953	
	416X-PUBLIC ASSISTANCE	1,105,761,279		1,098,330,069	7,431,210	386,354,110	711,975,960	7,431,210
	TOTAL	1,148,913,358		1,141,482,148	7,431,210	393,084,235	748,397,913	7,431,210
3-MITIGATION	2593-INSPECTIONS	954,629		954,629		513,696	440,933	
	TOTAL	954,629		954,629		513,696	440,933	
4-OPERATIONS	2507-MISSIONS-TA	700,000		700,000		328,310	371,690	
	2508-MISSIONS-DFA	233,238,384		233,238,384		117,703,220	115,535,164	
	TOTAL	233,938,384		233,938,384		118,031,530	115,906,854	
5-ADMINISTRATION	11XX-SALARIES & BENEFITS	37,186,471		37,186,471			37,186,471	
	21XX-TRAVEL	15,558,873		15,121,873	437,000	546,579	14,575,294	437,000
	22XX-TRANSPORTION	12,635,440		12,625,440	10,000	8,063,796	4,561,644	10,000
	23XX-RENT, COMM, UTILITIES	7,390,252		7,390,252		842,730	6,547,522	
	24XX-PRINT & REPRO	267,366		267,366		22,331	245,035	
	2501-MISSIONS-FOS	135,809,959		135,809,959		99,150,646	36,659,312	
	25XX-OTHER SERVICES	21,787,033		21,787,033		15,578,150	6,208,882	
	26XX-SUPPLIES & MATERIALS	85,927,811		85,920,311	7,500	71,067,991	14,852,320	7,500
	31XX-EQUIPMENT	3,488,721		3,488,721		1,809,476	1,679,245	
	32XX-LAND & STRUCTURES	82,255		82,255			82,255	
4101-URBAN SEARCH & RESCUE	5,963,794		5,963,794		5,339,601	624,194		
TOTAL	326,097,973		325,643,473	454,500	202,421,301	123,222,172	454,500	
GRAND TOTAL	2,156,314,524		2,141,610,815	14,703,710	736,742,485	1,404,868,330	14,703,710	

WILMA DECLARATIONS BY PROGRAM AREA

AS OF 10-4-2006

PROGRAM CODE	STATE NAME	PROGRAM AREA	ALLOCATIONS	UN-OBLIGATED COMMITMENTS	OBLIGATIONS	UN-OBLIGATED ALLOCATIONS(c)	LIQUIDATED OBLIGATIONS	EXPENDITURES	ALLOCATION AVAILABLE
1609DR	FLORIDA	1-HUMAN SERVICES	446,410,181		439,592,181	6,818,000	22,691,722	416,900,458	6,818,000
		2-INFRASTRUCTURE	1,148,913,358		1,141,482,148	7,431,210	393,084,235	748,397,913	7,431,210
		3-MITIGATION	954,629		954,629		513,696	440,933	
		4-OPERATIONS	233,938,384		233,938,384		118,031,530	115,906,854	
		5-ADMINISTRATION	326,097,973		325,643,473	454,500	202,421,301	123,222,172	454,500
		TOTAL	2,156,314,524		2,141,610,815	14,703,710	736,742,485	1,404,868,330	14,703,710
GRAND TOTAL			2,156,314,524		2,141,610,815	14,703,710	736,742,485	1,404,868,330	14,703,710

WILMA MISSION ASSIGNMENTS

AS OF 10-4-2006

OBLIGATIONS	
DHS AGENCIES	Total
FPS	20,021,512
NCS	40,000
USCG	120,000
Subtotal, DHS	20,181,512
OTHER AGENCIES	Total
CIA	200,000
CNCS	1,160,000
COE-SAD	292,886,445
DOC	200,000
DOD	3,550,000
DOE	55,000
DOI	28,384
DOT	35,249,501
EPA	440,000
GSA	130,000
HHS	9,395,000
NOAA	115,000
NPS	
SSA	200,000
USDA	330,000
USDJ	45,000
USFS	5,580,000
USFWS	
USGS	2,500
Subtotal, Other Agencies	349,566,830
Grand Total MA s	369,748,342



**FINANCIAL INFORMATION TOOL
FOR HURRICANE KATRINA, RITA, & WILMA DECLARATIONS ONLY
NOTES & TERMS**

ITEM	DESCRIPTION
21XX-TRAVEL OF PEOPLE	Travel & transportation costs of FEMA employees and evacuating disaster victims
22XX-TRANSPORT OF THINGS	Transporting things such as express mail and equipment
23XX-RENT, COMM, UTILITIES	JFO Office space, DRC Office space, phone lines, electricity, water, etc.
24XX-PRINT & REPRO	Quick Copy service, printing and duplicating , etc.
2501-MISSIONS-FOS	Federal Operational Support - OFA Administrative costs such as travel, overtime, etc.
2503-UNEMPLOYMENT	Unemployment assistance to disaster victims
2507-MISSIONS-TA	Technical Assistance - provided by an OFA to the State & Local Governments
2508-MISSIONS-DFA	Direct Federal Assistance - provided by OFAs to directly benefit the State/Local Government and/or citizens usually commodities and services like ice, water, meals, etc.
2576-LEGAL SERVICES	Provided to assist disaster victims
2592-INSPECTIONS IHP/IFG	To inspect individual disaster victim's homes to determine eligibility for FEMA assistance programs
2593-INSPECTIONS HMTAP	To provide inspections, reviews and other technical assistance related to the Hazard Mitigation Program
2594-INSPECTIONS PA TAC	To prepare preliminary damage assessments and damage survey reports for the Public Assistance Program
25XX-OTHER SERVICES	Other services provided by contract not otherwise categorized
26XX-SUPPLIES & MATERIALS	Office supplies, IT supplies, safety supplies, fuel, clothing, food, drinking water, parts, etc.
31XX-EQUIPMENT	Durable personal property that has an expected life of 1 year or more such as equipment, tools, computers, etc.
32XX-LAND & STRUCTURES	Real estate and permanent improvements to real estate
4101-URBAN SEARCH & RESCUE	Cost of searching for and rescuing disaster victims from the disaster site(s)
414X-HOUSING & OTHER NEEDS	Awards to disaster victims for rent, hotels, minimal repairs, replacement, etc.
4154-OTHER NEEDS	Awards to disaster victims for medical, dental, funeral, personal property, clothing, furniture, and similar needs
416X-PUBLIC ASSISTANCE	Grants to States for projects under Infrastructue also known as the Public Assistance Program
4173-HAZARD MITIGATION	Grants to States for projects under the Mitigation Program
CRISIS COUNSELING	Grants to States or to the National Institutes of Mental Health to assist disaster victims
DRC	Disaster Recovery Center for assisting disaster victims in applying for disaster assistance
JFO	Joint Field Office
MANUFACTURED HOUSING	Costs of setting up short term temporary housing for disaster victims including manufactured housing and pad setup
OFA	Other Federal Agency other than FEMA
PROGRAM CODE	Disaster Number
PROGRAM NAME	Identifies and groups costs associated with a specific FEMA Program
VENDOR ALPHA	Name of private company, OFA, or State/Local government with whom FEMA has contracted to provide commodities or services, or pay grants/awards

FINANCIAL INFORMATION TOOL
FOR HURRICANE KATRINA, RITA, & WILMA DECLARATIONS ONLY
VENDORS WITH CUMMULATIVE OBLIGATIONS GREATER THAN OR EQUAL TO \$50 MILLION IN DESCENDING ORDER BY OBLIGATIONS

AS OF 10-04-2006

VENDOR ALPHA	OBLIGATIONS	EXPENDITURES
LA OFFICE OF HOMELAND SECURITY	8,968,863,931.63	6,809,891,483.92
US ARMY CORPS OF ENGINEERS	5,336,756,179.32	1,729,205,146.32
MISSISSIPPI, STATE OF	2,899,033,187.01	1,966,655,618.82
FLORIDA BUREAU OF DISASTER	1,573,925,706.31	1,138,331,850.55
TX DEPARTMENT OF PUBLIC SAFETY	1,540,760,873.03	1,344,958,409.34
FLUOR DANIEL INC	1,498,538,878.22	1,176,649,132.70
DEPARTMENT OF DEFENSE	1,333,009,733.00	527,617,706.82
SHAW ENVIRONMENTAL & INFRASTRUCTURE	855,710,113.14	564,928,110.82
ENVIRONMENTAL PROTECTION AGENCY	747,957,967.00	10,284,694.10
CORPORATE LODGING CONSULTANTS, INC.	612,793,600.00	502,931,656.01
DEPARTMENT OF TRANSPORTATION	550,724,100.40	325,532,460.16
GULF STREAM COACH, INC.	547,697,225.00	538,269,979.00
BECHTEL NATIONAL, INC.	518,872,405.00	465,172,414.69
US COAST GUARD	463,577,461.00	20,455,459.28
CH2M HILL CONSTRUCTORS, INC.	462,490,994.37	367,104,383.70
US DEPARTMENT OF LABOR	438,804,795.58	437,780,547.98
USDA FOREST SERVICE	385,553,571.93	25,995,266.74
MORGAN BUILDINGS & SPAS, INC.	372,325,238.75	353,133,325.77
DEPARTMENT OF HEALTH AND HUMAN SERVICES	297,228,355.73	49,214,456.63
PRECISION HOMES	287,515,000.00	280,878,481.99
AMERICAN RED CROSS	284,186,814.20	248,948,173.63
FEDERAL PROTECTIVE SERVICE/DHS	250,218,541.43	63,808,412.04
AL EMERGENCY MANAGEMENT AGENCY	233,246,674.15	198,936,664.67
GENERAL SERVICES ADMINISTRATION	201,008,350.09	39,261,453.08
CLEARBROOK LLC	192,059,916.64	163,066,218.03
EMERGENCY RESPONSE PROG MANAGEMENT	177,192,837.68	140,356,034.62
FEMA GROUP TRAVEL	173,277,635.64	162,429,895.04
GBL'S	159,115,300.00	133,964,583.09
ALLTECH	148,376,934.09	109,468,238.80
PARTNERSHIP FOR RESPONSE & RECOVERY	145,923,648.52	112,383,943.78
NISTC	144,998,000.00	138,477,213.20
CMH MANUFACTURING, INC.	138,967,578.79	127,379,840.79
NORTH AMERICAN CATASTROPHE SVCS INC	127,793,643.64	123,363,282.92
BOURGET'S OF THE SOUTH, LLC	119,499,655.60	119,499,655.60
PRI/DJI, A RECONSTRUCTION JV	109,839,758.43	8,624,676.19
AMERICOLD LOGISTICS LLC	100,760,297.58	95,195,459.72
HOUSING & URBAN DEVELOPMENT	83,042,680.00	41,513,514.57
CHAMPION HOME BUILDERS CO	80,759,579.79	70,400,027.50
US BANK	76,297,190.61	33,520,442.49
CUSTOMS AND BORDER PROTECTION	61,072,817.00	8,294,745.00
DCRECOVERY SYSTEMS	58,709,444.40	2,449,932.52
CITIBANK	57,557,266.64	55,938,629.83
U S DEPARTMENT OF JUSTICE	55,794,600.00	8,368,616.39
Grand Total	32,871,838,481.34	20,840,640,238.84

FINANCIAL INFORMATION TOOL
FOR HURRICANE KATRINA, RITA, & WILMA DECLARATIONS ONLY
VENDORS WITH CUMMULATIVE OBLIGATIONS GREATER THAN OR EQUAL TO \$50 MILLION IN DESCENDING ORDER BY OBLIGATIONS
AS OF 10-04-2006

VENDOR ALPHA	PROGRAM NAME	PROG CODE	STATE NAME	EVENT NAME	OBLIGATIONS	EXPENDITURES	
LA OFFICE OF HOMELAND SECURITY	414X-HOUSING & OTHER NEEDS	1603DR	LOUISIANA	KATRINA	4,664,048,062.96	4,650,561,870.59	
		1607DR	LOUISIANA	RITA	513,345,832.72	511,230,057.50	
	416X-PUBLIC ASSISTANCE	1603DR	LOUISIANA	KATRINA	3,408,212,583.99	1,446,748,066.16	
		1607DR	LOUISIANA	RITA	358,310,233.96	186,130,145.77	
	4173-HAZARD MITIGATION	1603DR	LOUISIANA	KATRINA	2,468,240.00	1,071,646.02	
		1607DR	LOUISIANA	RITA	433,544.00	192,750.60	
	CRISIS COUNSELING	1603DR	LOUISIANA	KATRINA	22,045,434.00	13,956,947.28	
LA OFFICE OF HOMELAND SECURITY Total					8,968,863,931.63	6,809,891,483.92	
US ARMY CORPS OF ENGINEERS	23XX-RENT, COMM, UTILITIES	1603DR	LOUISIANA	KATRINA	517,000.00		
	2501-MISSIONS-FOS	1602DR	FLORIDA	KATRINA	115,000.00	43,894.71	
		1603DR	LOUISIANA	KATRINA	47,434,364.00	8,608,749.06	
		1604DR	MISSISSIPPI	KATRINA	454,775,739.91	123,220,394.05	
		1605DR	ALABAMA	KATRINA	30,300,000.00	11,897,129.62	
		1606DR	TEXAS	RITA	41,888,900.00	18,722,097.27	
		1607DR	LOUISIANA	RITA	1,675,000.00	977,211.00	
		1609DR	FLORIDA	WILMA	69,936,445.45	13,499,327.67	
		3213EM	MISSISSIPPI	KATRINA	160,561.11	56,404.93	
		3214EM	ALABAMA	KATRINA		(6,303.51)	
		3259EM	FLORIDA	RITA	155,000.00	24,459.06	
		3261EM	TEXAS	RITA	5,580,000.00	476,317.93	
		2507-MISSIONS-TA	1603DR	LOUISIANA	KATRINA	5,500,000.00	1,867,825.18
			1604DR	MISSISSIPPI	KATRINA	243,255.98	129,809.05
	1606DR		TEXAS	RITA	150,000.00	10,593.51	
	1607DR		LOUISIANA	RITA	600,000.00	276,084.56	
	1609DR		FLORIDA	WILMA	600,000.00	368,640.11	
	2508-MISSIONS-DFA	1603DR	LOUISIANA	KATRINA	1,971,257,000.00	726,000,560.56	
		1604DR	MISSISSIPPI	KATRINA	1,271,755,594.87	332,471,034.84	
		1605DR	ALABAMA	KATRINA	151,000,000.00	56,542,356.11	
		1606DR	TEXAS	RITA	215,350,000.00	174,353,892.47	
		1607DR	LOUISIANA	RITA	285,250,000.00	144,135,780.89	
		1609DR	FLORIDA	WILMA	222,350,000.00	115,528,887.25	
		3260EM	LOUISIANA	RITA			
		3261EM	TEXAS	RITA	5,000,000.00		
		2594-INSPECTIONS PA TAC	1603DR	LOUISIANA	KATRINA	521,348,755.00	
			1607DR	LOUISIANA	RITA	9,735,063.00	
	25XX-OTHER SERVICES	1603DR	LOUISIANA	KATRINA	18,282,500.00		
	MANUFACTURED HOUSING	1603DR	LOUISIANA	KATRINA	5,796,000.00		
	US ARMY CORPS OF ENGINEERS Total					5,336,756,179.32	1,729,205,146.32
	MISSISSIPPI, STATE OF	414X-HOUSING & OTHER NEEDS	1604DR	MISSISSIPPI	KATRINA	1,157,588,545.87	1,145,315,679.76
		416X-PUBLIC ASSISTANCE	1604DR	MISSISSIPPI	KATRINA	1,725,395,372.14	818,048,455.06
4173-HAZARD MITIGATION		1604DR	MISSISSIPPI	KATRINA	13,046,291.00	288,506.00	
CRISIS COUNSELING		1604DR	MISSISSIPPI	KATRINA	3,002,978.00	3,002,978.00	
MISSISSIPPI, STATE OF Total					2,899,033,187.01	1,966,655,618.82	
FLORIDA BUREAU OF DISASTER	414X-HOUSING & OTHER NEEDS	1609DR	FLORIDA	WILMA	293,195,000.00	292,051,989.38	
		1602DR	FLORIDA	KATRINA	155,206,007.35	118,068,831.34	
	416X-PUBLIC ASSISTANCE	1609DR	FLORIDA	WILMA	1,098,330,069.36	711,975,959.85	
		3220EM	FLORIDA	KATRINA	7,845,818.93	2,356,487.12	
		3259EM	FLORIDA	RITA	8,934,899.67	5,216,645.46	
	CRISIS COUNSELING	1604DR	MISSISSIPPI	KATRINA	7,989,789.00	6,963,432.60	
		1609DR	FLORIDA	WILMA	2,424,122.00	1,698,504.80	
FLORIDA BUREAU OF DISASTER Total					1,573,925,706.31	1,138,331,850.55	
TX DEPARTMENT OF PUBLIC SAFETY	414X-HOUSING & OTHER NEEDS	1606DR	TEXAS	RITA	508,764,000.00	505,552,537.70	
	4154-OTHER NEEDS	1606DR	TEXAS	RITA	71,880,000.00	70,746,701.69	

VENDOR ALPHA	PROGRAM NAME	PROG CODE	STATE NAME	EVENT NAME	OBLIGATIONS	EXPENDITURES	
	416X-PUBLIC ASSISTANCE	1606DR	TEXAS	RITA	363,447,217.25	261,323,977.99	
		3216EM	TEXAS	KATRINA	548,283,205.97	495,235,447.18	
		3261EM	TEXAS	RITA	6,071,039.81	5,669,300.90	
	4173-HAZARD MITIGATION CRISIS COUNSELING	1606DR	TEXAS	RITA	31,119,949.00	21,902.12	
		1603DR	LOUISIANA	KATRINA	9,638,246.00	5,757,799.76	
		1606DR	TEXAS	RITA	1,557,215.00	650,742.00	
TX DEPARTMENT OF PUBLIC SAFETY Total					1,540,760,873.03	1,344,958,409.34	
FLUOR DANIEL INC	2594-INSPECTIONS PA TAC	1602DR	FLORIDA	KATRINA	2,800,000.00	2,110,982.33	
		1603DR	LOUISIANA	KATRINA	87,833,000.00	58,667,321.67	
		1604DR	MISSISSIPPI	KATRINA	34,390,000.00	27,150,375.85	
		1605DR	ALABAMA	KATRINA	742,000.00	575,087.02	
		1606DR	TEXAS	RITA	7,550,000.00	6,612,478.26	
		1607DR	LOUISIANA	RITA	5,915,000.00	4,510,105.30	
		1609DR	FLORIDA	WILMA	12,557,000.00	9,987,895.81	
		3216EM	TEXAS	KATRINA	3,248,000.00	2,184,299.82	
		3223EM	UTAH	KATRINA	9,000.00		
		MANUFACTURED HOUSING	1603DR	LOUISIANA	KATRINA	1,335,069,940.22	1,060,532,788.94
			1605DR	ALABAMA	KATRINA	1,816,792.00	1,258,973.65
			1606DR	TEXAS	RITA	5,095,563.00	2,469,859.49
			1609DR	FLORIDA	WILMA	1,512,583.00	588,964.56
	FLUOR DANIEL INC Total					1,498,538,878.22	1,176,649,132.70
	DEPARTMENT OF DEFENSE	2501-MISSIONS-FOS	1602DR	FLORIDA	KATRINA	100,000.00	
1603DR			LOUISIANA	KATRINA	111,197,000.00	29,063,148.55	
1604DR			MISSISSIPPI	KATRINA	770,190,415.41	304,502,874.73	
1605DR			ALABAMA	KATRINA	2,669,482.21	12,200.68	
1606DR			TEXAS	RITA	23,100,000.00	20,676.01	
1607DR			LOUISIANA	RITA			
1609DR			FLORIDA	WILMA	2,650,000.00	859,034.82	
3212EM			LOUISIANA	KATRINA	250,000.00		
3213EM			MISSISSIPPI	KATRINA	10,000.00	8,102.84	
3214EM			ALABAMA	KATRINA			
3216EM			TEXAS	KATRINA	20,000.00		
3259EM			FLORIDA	RITA	255,000.00		
3260EM			LOUISIANA	RITA			
3261EM			TEXAS	RITA	11,315,000.00	3,190,786.76	
2507-MISSIONS-TA			1603DR	LOUISIANA	KATRINA	384,500.00	
2508-MISSIONS-DFA			1603DR	LOUISIANA	KATRINA	28,684,426.88	5,185,985.97
			1604DR	MISSISSIPPI	KATRINA	54,950,344.86	4,125,267.52
			1606DR	TEXAS	RITA	2,810,000.00	
		1607DR	LOUISIANA	RITA	11,000,000.00	1,576,361.33	
		1609DR	FLORIDA	WILMA	900,000.00	6,276.58	
		3216EM	TEXAS	KATRINA			
		3260EM	LOUISIANA	RITA			
25XX-OTHER SERVICES		1603DR	LOUISIANA	KATRINA	16,082.04	1,607.04	
		1604DR	MISSISSIPPI	KATRINA	355,758.48	299,210.76	
		1605DR	ALABAMA	KATRINA	79,950.24		
26XX-SUPPLIES & MATERIALS		1603DR	LOUISIANA	KATRINA	149,535,482.19	91,588,158.78	
		1604DR	MISSISSIPPI	KATRINA	90,958,532.13	87,008,294.29	
		1609DR	FLORIDA	WILMA	70,371,168.00		
31XX-EQUIPMENT		1603DR	LOUISIANA	KATRINA	250,000.00	82,940.00	
MANUFACTURED HOUSING		1603DR	LOUISIANA	KATRINA	451,276.92		
		1604DR	MISSISSIPPI	KATRINA	425,363.40	86,780.16	
		1606DR	TEXAS	RITA	79,950.24		
DEPARTMENT OF DEFENSE Total					1,333,009,733.00	527,617,706.82	
SHAW ENVIRONMENTAL & INFRASTRUCTURE	25XX-OTHER SERVICES	1603DR	LOUISIANA	KATRINA	100,000.00		
		1606DR	TEXAS	RITA	985,706.00	652,396.51	
	MANUFACTURED HOUSING	1603DR	LOUISIANA	KATRINA	807,565,252.58	532,142,331.78	
		1604DR	MISSISSIPPI	KATRINA	1,525,362.37	1,525,362.37	

VENDOR ALPHA	PROGRAM NAME	PROG CODE	STATE NAME	EVENT NAME	OBLIGATIONS	EXPENDITURES
		1605DR	ALABAMA	KATRINA	8,923,515.19	4,563,813.19
		1606DR	TEXAS	RITA	32,708,425.00	23,144,587.49
		1607DR	LOUISIANA	RITA	1,503,895.00	1,503,895.00
		1609DR	FLORIDA	WILMA	2,397,957.00	1,395,724.48
SHAW ENVIRONMENTAL & INFRASTRUCTURE Total					855,710,113.14	564,928,110.82
ENVIRONMENTAL PROTECTION AGENCY	2501-MISSIONS-FOS	1602DR	FLORIDA	KATRINA	20,000.00	
		1603DR	LOUISIANA	KATRINA	22,517,000.00	
		1604DR	MISSISSIPPI	KATRINA	2,529,200.00	749,561.82
		1605DR	ALABAMA	KATRINA	10,000.00	4,164.37
		1606DR	TEXAS	RITA	10,000.00	
		1609DR	FLORIDA	WILMA	40,000.00	4,264.10
		3213EM	MISSISSIPPI	KATRINA	10,000.00	6,188.73
		3214EM	ALABAMA	KATRINA		
		3259EM	FLORIDA	RITA	10,000.00	
		3260EM	LOUISIANA	RITA	25,000.00	
		3261EM	TEXAS	RITA	1,244,830.00	
	2507-MISSIONS-TA	1603DR	LOUISIANA	KATRINA	2,500,000.00	
		1604DR	MISSISSIPPI	KATRINA	12,300,000.00	1,543,422.91
		1605DR	ALABAMA	KATRINA	3,000,000.00	160,530.18
		1609DR	FLORIDA	WILMA	100,000.00	3,049.85
		3214EM	ALABAMA	KATRINA		
	2508-MISSIONS-DFA	1603DR	LOUISIANA	KATRINA	197,000,000.00	
		1604DR	MISSISSIPPI	KATRINA	55,500,000.00	6,805,792.79
		1605DR	ALABAMA	KATRINA	17,000,000.00	1,007,719.35
		1607DR	LOUISIANA	RITA	39,500,000.00	
		1609DR	FLORIDA	WILMA	300,000.00	
	25XX-OTHER SERVICES	1603DR	LOUISIANA	KATRINA	258,065,898.00	
		1607DR	LOUISIANA	RITA	136,276,039.00	
ENVIRONMENTAL PROTECTION AGENCY Total					747,957,967.00	10,284,694.10
CORPORATE LODGING CONSULTANTS, INC.	21XX-TRAVEL OF PEOPLE	1604DR	MISSISSIPPI	KATRINA	45,000.00	44,537.10
	2592-INSPECTIONS IHP/IFG	1603DR	LOUISIANA	KATRINA	38,052,000.00	24,550,872.01
		1604DR	MISSISSIPPI	KATRINA	18,120,000.00	
		1605DR	ALABAMA	KATRINA	4,530,000.00	1,150,400.00
		1606DR	TEXAS	RITA	17,214,000.00	4,165,867.49
		1607DR	LOUISIANA	RITA	12,684,000.00	
	25XX-OTHER SERVICES	1603DR	LOUISIANA	KATRINA	227,989,384.00	223,535,525.80
		1604DR	MISSISSIPPI	KATRINA	108,724,206.00	98,496,475.23
		1605DR	ALABAMA	KATRINA	26,102,430.00	23,619,751.29
		1606DR	TEXAS	RITA	90,560,262.00	76,671,185.87
		1607DR	LOUISIANA	RITA	68,772,318.00	50,697,041.22
	MANUFACTURED HOUSING	1604DR	MISSISSIPPI	KATRINA		
		1605DR	ALABAMA	KATRINA		
		1606DR	TEXAS	RITA		
CORPORATE LODGING CONSULTANTS, INC. Total					612,793,600.00	502,931,656.01
DEPARTMENT OF TRANSPORTATION	21XX-TRAVEL OF PEOPLE	1604DR	MISSISSIPPI	KATRINA		
	2501-MISSIONS-FOS	1602DR	FLORIDA	KATRINA	2,018,500.00	1,004,748.78
		1603DR	LOUISIANA	KATRINA	58,366,031.97	18,171,466.98
		1604DR	MISSISSIPPI	KATRINA	65,010,844.00	44,362,610.27
		1605DR	ALABAMA	KATRINA	24,158,500.00	13,416,939.81
		1606DR	TEXAS	RITA	30,480,741.76	22,168,554.16
		1607DR	LOUISIANA	RITA	25,110,000.00	17,726,615.31
		1609DR	FLORIDA	WILMA	35,249,501.19	21,615,069.93
		3212EM	LOUISIANA	KATRINA	1,120,000.00	134,839.68
		3213EM	MISSISSIPPI	KATRINA	52,700.00	16,914.58
		3214EM	ALABAMA	KATRINA		
		3215EM	ARKANSAS	KATRINA	50,000.00	
		3216EM	TEXAS	KATRINA	632,825.82	632,825.82
		3259EM	FLORIDA	RITA	10,000.00	

VENDOR ALPHA	PROGRAM NAME	PROG CODE	STATE NAME	EVENT NAME	OBLIGATIONS	EXPENDITURES
		3261EM	TEXAS	RITA	1,570,802.08	870,802.08
	2507-MISSIONS-TA	1604DR	MISSISSIPPI	KATRINA	50,000.00	
	2508-MISSIONS-DFA	1603DR	LOUISIANA	KATRINA	299,190,094.92	182,674,102.87
		1604DR	MISSISSIPPI	KATRINA	3,353,213.00	
		1607DR	LOUISIANA	RITA	2,500,000.00	1,436,624.23
		3215EM	ARKANSAS	KATRINA	500,000.00	
		3216EM	TEXAS	KATRINA	1,300,345.66	1,300,345.66
		3260EM	LOUISIANA	RITA		
DEPARTMENT OF TRANSPORTATION Total					550,724,100.40	325,532,460.16
GULF STREAM COACH, INC.	22XX-TRANSPORT OF THINGS	1603DR	LOUISIANA	KATRINA	26,319,725.00	17,228,213.00
	MANUFACTURED HOUSING	1603DR	LOUISIANA	KATRINA	347,184,713.00	347,166,967.00
		1604DR	MISSISSIPPI	KATRINA	73,885,500.00	73,879,325.00
		1605DR	ALABAMA	KATRINA	100,307,287.00	99,995,474.00
GULF STREAM COACH, INC. Total					547,697,225.00	538,269,979.00
BECHTEL NATIONAL, INC.	25XX-OTHER SERVICES	1604DR	MISSISSIPPI	KATRINA	21,421,522.00	13,418,176.98
	MANUFACTURED HOUSING	1603DR	LOUISIANA	KATRINA	1,117,125.00	(406,387.19)
		1604DR	MISSISSIPPI	KATRINA	496,333,758.00	452,160,624.90
BECHTEL NATIONAL, INC. Total					518,872,405.00	465,172,414.69
US COAST GUARD	2501-MISSIONS-FOS	1602DR	FLORIDA	KATRINA	1.00	
		1603DR	LOUISIANA	KATRINA	3,275,000.00	411,709.42
		1604DR	MISSISSIPPI	KATRINA	13,970,000.00	932,341.29
		1605DR	ALABAMA	KATRINA	2,275,000.00	338,223.22
		1606DR	TEXAS	RITA	100,000.00	
		1609DR	FLORIDA	WILMA	50,000.00	
		3214EM	ALABAMA	KATRINA		
		3259EM	FLORIDA	RITA	16,000.00	
		3260EM	LOUISIANA	RITA	25,000.00	
		3261EM	TEXAS	RITA	200,000.00	
	2507-MISSIONS-TA	1603DR	LOUISIANA	KATRINA	37,500.00	
	2508-MISSIONS-DFA	1603DR	LOUISIANA	KATRINA	165,000,000.00	16,045,506.04
		1604DR	MISSISSIPPI	KATRINA	17,000,000.00	553.66
		1605DR	ALABAMA	KATRINA		
		1606DR	TEXAS	RITA	8,000,000.00	2,727,125.65
		1607DR	LOUISIANA	RITA	18,400,000.00	
		1609DR	FLORIDA	WILMA	70,000.00	
	2594-INSPECTIONS PA TAC	1603DR	LOUISIANA	KATRINA	12,506,175.00	
		1604DR	MISSISSIPPI	KATRINA	222,000,000.00	
	25XX-OTHER SERVICES	1603DR	LOUISIANA	KATRINA	652,785.00	
US COAST GUARD Total					463,577,461.00	20,455,459.28
CH2M HILL CONSTRUCTORS, INC.	2507-MISSIONS-TA	1604DR	MISSISSIPPI	KATRINA		
	2592-INSPECTIONS IHP/IFG	1604DR	MISSISSIPPI	KATRINA	1,694,942.12	530,668.32
	MANUFACTURED HOUSING	1603DR	LOUISIANA	KATRINA	237,321,881.02	191,887,867.42
		1604DR	MISSISSIPPI	KATRINA	149,855,572.27	118,467,563.43
		1605DR	ALABAMA	KATRINA	36,697,538.02	25,722,039.94
		1606DR	TEXAS	RITA	36,921,060.94	30,496,244.59
CH2M HILL CONSTRUCTORS, INC. Total					462,490,994.37	367,104,383.70
US DEPARTMENT OF LABOR	2501-MISSIONS-FOS	1603DR	LOUISIANA	KATRINA		
		1604DR	MISSISSIPPI	KATRINA	1,025,850.58	14,945.96
	2503-UNEMPLOYMENT	1603DR	LOUISIANA	KATRINA	320,361,035.00	320,347,692.02
		1604DR	MISSISSIPPI	KATRINA	88,450,000.00	88,450,000.00
		1605DR	ALABAMA	KATRINA	1,372,364.00	1,372,364.00
		1606DR	TEXAS	RITA	9,759,933.00	9,759,933.00
		1607DR	LOUISIANA	RITA	11,785,488.00	11,785,488.00
		1609DR	FLORIDA	WILMA	6,050,125.00	6,050,125.00
US DEPARTMENT OF LABOR Total					438,804,795.58	437,780,547.98
USDA FOREST SERVICE	2501-MISSIONS-FOS	1602DR	FLORIDA	KATRINA	735,000.00	587,978.77
		1603DR	LOUISIANA	KATRINA	140,288,783.93	16,890,923.37
		1604DR	MISSISSIPPI	KATRINA	8,607,000.00	451,103.86

VENDOR ALPHA	PROGRAM NAME	PROG CODE	STATE NAME	EVENT NAME	OBLIGATIONS	EXPENDITURES
		1605DR	ALABAMA	KATRINA	1,280,000.00	24,494.54
		1606DR	TEXAS	RITA	124,330,000.00	3,119,903.05
		1609DR	FLORIDA	WILMA	5,910,000.00	640,473.80
		3213EM	MISSISSIPPI	KATRINA	80,288.00	9,689.98
		3214EM	ALABAMA	KATRINA		
		3216EM	TEXAS	KATRINA	5,000.00	
		3217EM	TENNESSEE	KATRINA		
		3218EM	GEORGIA	KATRINA		
		3222EM	NORTH CAROLINA	KATRINA		
		3231EM	KENTUCKY	KATRINA		
		3233EM	SOUTH CAROLINA	KATRINA		
		3241EM	ARIZONA	KATRINA	2,000,000.00	94,499.15
		3259EM	FLORIDA	RITA	740,000.00	13,984.12
		3261EM	TEXAS	RITA	21,155,000.00	1,485.84
	2507-MISSIONS-TA	1602DR	FLORIDA	KATRINA	10,000.00	
		1604DR	MISSISSIPPI	KATRINA	62,500.00	
	2508-MISSIONS-DFA	1603DR	LOUISIANA	KATRINA	10,000,000.00	
		1604DR	MISSISSIPPI	KATRINA	6,700,000.00	1,053,956.90
		1606DR	TEXAS	RITA	650,000.00	
		1607DR	LOUISIANA	RITA	40,500,000.00	236,859.17
		3216EM	TEXAS	KATRINA	22,500,000.00	2,869,914.19
					385,553,571.93	25,995,266.74
USDA FOREST SERVICE Total						
MORGAN BUILDINGS & SPAS, INC.	25XX-OTHER SERVICES	1603DR	LOUISIANA	KATRINA	348.75	
		1606DR	TEXAS	RITA	14,996.00	14,996.00
	31XX-EQUIPMENT	1603DR	LOUISIANA	KATRINA	125,000.00	125,000.00
	MANUFACTURED HOUSING	1603DR	LOUISIANA	KATRINA	114,362,394.00	95,170,829.77
		1604DR	MISSISSIPPI	KATRINA	244,122,500.00	244,122,500.00
		1605DR	ALABAMA	KATRINA	13,700,000.00	13,700,000.00
					372,325,238.75	353,133,325.77
MORGAN BUILDINGS & SPAS, INC. Total						
DEPARTMENT OF HEALTH AND HUMAN SERVICES	2501-MISSIONS-FOS	1602DR	FLORIDA	KATRINA	365,000.00	
		1603DR	LOUISIANA	KATRINA	615,000.00	
		1604DR	MISSISSIPPI	KATRINA	695,000.00	
		1605DR	ALABAMA	KATRINA	50,000.00	
		1606DR	TEXAS	RITA	21,000,000.00	
		1609DR	FLORIDA	WILMA	1,230,000.00	
		3213EM	MISSISSIPPI	KATRINA	50,000.00	
		3214EM	ALABAMA	KATRINA		
		3215EM	ARKANSAS	KATRINA	10,000.00	
		3216EM	TEXAS	KATRINA	80,000.00	
		3217EM	TENNESSEE	KATRINA	2,000.00	
		3218EM	GEORGIA	KATRINA	52,000.00	
		3222EM	NORTH CAROLINA	KATRINA	2,000.00	
		3231EM	KENTUCKY	KATRINA	2,000.00	
		3233EM	SOUTH CAROLINA	KATRINA	2,000.00	
		3259EM	FLORIDA	RITA	10,000.00	
		3261EM	TEXAS	RITA	35,180,000.00	
	2507-MISSIONS-TA	1603DR	LOUISIANA	KATRINA	30,000.00	
		1604DR	MISSISSIPPI	KATRINA	207,500.00	
		3217EM	TENNESSEE	KATRINA	5,000.00	
	2508-MISSIONS-DFA	1603DR	LOUISIANA	KATRINA	82,686,996.52	
		1604DR	MISSISSIPPI	KATRINA	64,815,500.00	2,745,265.75
		1605DR	ALABAMA	KATRINA		
		1607DR	LOUISIANA	RITA	20,100,000.00	
		1609DR	FLORIDA	WILMA	8,165,000.00	
		3215EM	ARKANSAS	KATRINA	3,000,000.00	
		3216EM	TEXAS	KATRINA	10,000,000.00	
		3237EM	ALABAMA	KATRINA	1,000,000.00	
		3260EM	LOUISIANA	RITA		

VENDOR ALPHA	PROGRAM NAME	PROG CODE	STATE NAME	EVENT NAME	OBLIGATIONS	EXPENDITURES
	25XX-OTHER SERVICES	1602DR	FLORIDA	KATRINA	52,530.85	47,302.71
		1603DR	LOUISIANA	KATRINA	5,619,675.53	4,635,783.34
		1604DR	MISSISSIPPI	KATRINA	2,952,332.66	2,952,332.66
		1605DR	ALABAMA	KATRINA	305,500.00	205,500.00
		1606DR	TEXAS	RITA	1,487,729.17	1,487,729.17
		1609DR	FLORIDA	WILMA	11,000.00	11,000.00
	26XX-SUPPLIES & MATERIALS	1603DR	LOUISIANA	KATRINA	180,001.00	180,001.00
		1604DR	MISSISSIPPI	KATRINA	3,050,000.00	3,050,000.00
		1606DR	TEXAS	RITA	15,048.00	
	CRISIS COUNSELING	1603DR	LOUISIANA	KATRINA	7,722,630.00	7,722,630.00
		1604DR	MISSISSIPPI	KATRINA	13,616,778.00	13,316,778.00
		1605DR	ALABAMA	KATRINA	758,101.00	758,101.00
		1606DR	TEXAS	RITA	1,546,988.00	1,546,988.00
		1607DR	LOUISIANA	RITA	2,308,237.00	2,308,237.00
		1609DR	FLORIDA	WILMA	8,246,808.00	8,246,808.00
DEPARTMENT OF HEALTH AND HUMAN SERVICES Total					297,228,355.73	49,214,456.63
PRECISION HOMES	MANUFACTURED HOUSING	1603DR	LOUISIANA	KATRINA	125,000,000.00	125,000,000.00
		1605DR	ALABAMA	KATRINA	162,515,000.00	155,878,481.99
PRECISION HOMES Total					287,515,000.00	280,878,481.99
AMERICAN RED CROSS	2501-MISSIONS-FOS	1603DR	LOUISIANA	KATRINA	50,000.00	11,159.43
		1606DR	TEXAS	RITA		
		3232EM	MISSOURI	KATRINA		
		3261EM	TEXAS	RITA		
	25XX-OTHER SERVICES	1603DR	LOUISIANA	KATRINA	125,400,000.00	110,000,000.00
		1604DR	MISSISSIPPI	KATRINA	59,850,000.00	52,500,000.00
		1605DR	ALABAMA	KATRINA	14,250,000.00	12,500,000.00
		1606DR	TEXAS	RITA	47,387,014.20	41,437,014.20
		1607DR	LOUISIANA	RITA	37,050,000.00	32,500,000.00
		1604DR	MISSISSIPPI	KATRINA	199,800.00	
AMERICAN RED CROSS Total					284,186,814.20	248,948,173.63
FEDERAL PROTECTIVE SERVICE/DHS	2501-MISSIONS-FOS	1603DR	LOUISIANA	KATRINA	156,783,020.00	61,833,932.20
		1604DR	MISSISSIPPI	KATRINA	28,452,766.73	1,297,071.03
		1605DR	ALABAMA	KATRINA	5,452,500.00	54,484.91
		1606DR	TEXAS	RITA	7,668,816.80	
		1607DR	LOUISIANA	RITA	5,000,000.00	
		1609DR	FLORIDA	WILMA	19,871,511.90	
		3213EM	MISSISSIPPI	KATRINA	188,608.00	
		3214EM	ALABAMA	KATRINA	31,478.00	
		3215EM	ARKANSAS	KATRINA	460,000.00	
		3216EM	TEXAS	KATRINA	7,000,000.00	
		3259EM	FLORIDA	RITA	10,000.00	
		3260EM	LOUISIANA	RITA	125,000.00	
		3261EM	TEXAS	RITA	100,000.00	
		2507-MISSIONS-TA	1603DR	LOUISIANA	KATRINA	
	2508-MISSIONS-DFA	1603DR	LOUISIANA	KATRINA		
		1604DR	MISSISSIPPI	KATRINA	700,000.00	168,610.50
		1609DR	FLORIDA	WILMA	150,000.00	
		3260EM	LOUISIANA	RITA	100,000.00	
	25XX-OTHER SERVICES	1602DR	FLORIDA	KATRINA	5,616,000.00	
		1603DR	LOUISIANA	KATRINA	12,110,256.00	70,272.00
		1604DR	MISSISSIPPI	KATRINA	328,312.00	313,769.40
		1605DR	ALABAMA	KATRINA	70,272.00	70,272.00
	FEDERAL PROTECTIVE SERVICE/DHS Total					250,218,541.43
AL EMERGENCY MANAGEMENT AGENCY	414X-HOUSING & OTHER NEEDS	1605DR	ALABAMA	KATRINA	121,193,238.63	118,017,071.06
	416X-PUBLIC ASSISTANCE	1605DR	ALABAMA	KATRINA	97,701,264.55	75,140,424.73
		3237EM	ALABAMA	KATRINA	2,806,580.97	2,760,714.03
	4173-HAZARD MITIGATION	1605DR	ALABAMA	KATRINA	7,694,402.00	448,132.87
	CRISIS COUNSELING	1605DR	ALABAMA	KATRINA	3,851,188.00	2,570,321.98

VENDOR ALPHA	PROGRAM NAME	PROG CODE	STATE NAME	EVENT NAME	OBLIGATIONS	EXPENDITURES	
AL EMERGENCY MANAGEMENT AGENCY Total					233,246,674.15	198,936,664.67	
GENERAL SERVICES ADMINISTRATION	21XX-TRAVEL OF PEOPLE	1603DR	LOUISIANA	KATRINA	69,201.94	22,940.29	
		1604DR	MISSISSIPPI	KATRINA	32,208.00	22,882.50	
		1605DR	ALABAMA	KATRINA	47,790.83	43,818.77	
	22XX-TRANSPORT OF THINGS	1602DR	FLORIDA	KATRINA	20,000.00	2,612.05	
		1603DR	LOUISIANA	KATRINA	4,256,000.00	375,806.91	
		1604DR	MISSISSIPPI	KATRINA	1,042,090.88	160,984.13	
		1605DR	ALABAMA	KATRINA	401,600.00	25,568.46	
		1606DR	TEXAS	RITA	92,080.00	38,970.50	
		1607DR	LOUISIANA	RITA	11,601.35	3,812.21	
		1609DR	FLORIDA	WILMA	560,000.00	21,134.82	
		3215EM	ARKANSAS	KATRINA	25.38	25.38	
		3216EM	TEXAS	KATRINA	4,682.74	4,682.74	
		3224EM	COLORADO	KATRINA	16.21		
		23XX-RENT, COMM, UTILITIES	1602DR	FLORIDA	KATRINA	300,000.00	300,000.00
	1603DR		LOUISIANA	KATRINA	7,827,356.00	6,534,349.24	
	1604DR		MISSISSIPPI	KATRINA	8,686,547.00	8,542,208.63	
	1605DR		ALABAMA	KATRINA	717,099.00	643,984.00	
	1606DR		TEXAS	RITA	3,164,396.00	3,164,396.00	
	1607DR		LOUISIANA	RITA	2,067,847.00	1,836,790.00	
	1609DR		FLORIDA	WILMA	3,370,697.00	2,780,964.94	
	3214EM		ALABAMA	KATRINA	30,000.00	30,000.00	
	2501-MISSIONS-FOS	1602DR	FLORIDA	KATRINA	165,000.00	1,442.89	
		1603DR	LOUISIANA	KATRINA	6,849,500.00	339,888.44	
		1604DR	MISSISSIPPI	KATRINA	62,448,130.36	1,411,268.03	
		1605DR	ALABAMA	KATRINA	11,333,000.00	615,734.74	
		1606DR	TEXAS	RITA	370,000.00	45,574.60	
		1607DR	LOUISIANA	RITA	5,528,185.00	37,963.70	
		1609DR	FLORIDA	WILMA	170,000.00	41,141.76	
		3212EM	LOUISIANA	KATRINA			
		3213EM	MISSISSIPPI	KATRINA	1,770,000.00	69,666.60	
		3214EM	ALABAMA	KATRINA			
		3215EM	ARKANSAS	KATRINA	60,000.00	7,451.56	
		3216EM	TEXAS	KATRINA	285,000.00	7,872.19	
		3224EM	COLORADO	KATRINA			
		3259EM	FLORIDA	RITA	10,000.00		
		3261EM	TEXAS	RITA	520,000.00		
		2508-MISSIONS-DFA	1603DR	LOUISIANA	KATRINA	1,000,000.00	
			1604DR	MISSISSIPPI	KATRINA		
	1609DR		FLORIDA	WILMA			
	3212EM		LOUISIANA	KATRINA	1,500,000.00	2,096.06	
	3223EM		UTAH	KATRINA			
	25XX-OTHER SERVICES	1603DR	LOUISIANA	KATRINA	10,123,759.00	5,668,914.74	
		1604DR	MISSISSIPPI	KATRINA	59,030,407.95	5,995,901.49	
		1605DR	ALABAMA	KATRINA	157,038.00	2,000.00	
		1606DR	TEXAS	RITA	602,228.00	309,671.71	
		1607DR	LOUISIANA	RITA	387,500.00		
		1609DR	FLORIDA	WILMA	5,936,309.00	88,933.00	
	26XX-SUPPLIES & MATERIALS	1603DR	LOUISIANA	KATRINA	1,053.45		
		1604DR	MISSISSIPPI	KATRINA	60,000.00	60,000.00	
	GENERAL SERVICES ADMINISTRATION Total					201,008,350.09	39,261,453.08
	CLEARBROOK LLC	23XX-RENT, COMM, UTILITIES	1603DR	LOUISIANA	KATRINA	21,724,500.00	21,724,500.00
		25XX-OTHER SERVICES	1603DR	LOUISIANA	KATRINA	43,743,792.00	14,951,102.99
			1604DR	MISSISSIPPI	KATRINA	40,324.82	40,324.82
		26XX-SUPPLIES & MATERIALS	1607DR	LOUISIANA	RITA	8,390,250.00	8,189,240.40
		31XX-EQUIPMENT	1603DR	LOUISIANA	KATRINA	16,294,223.82	16,294,223.82
		32XX-LAND & STRUCTURES	1603DR	LOUISIANA	KATRINA	4,559,846.00	4,559,846.00
		MANUFACTURED HOUSING	1603DR	LOUISIANA	KATRINA	97,306,980.00	97,306,980.00

VENDOR ALPHA	PROGRAM NAME	PROG CODE	STATE NAME	EVENT NAME	OBLIGATIONS	EXPENDITURES
CLEARBROOK LLC Total					192,059,916.64	163,066,218.03
EMERGENCY RESPONSE PROG MANAGEMENT	2594-INSPECTIONS PA TAC	1602DR	FLORIDA	KATRINA	1,360,000.00	1,350,159.78
		1603DR	LOUISIANA	KATRINA	126,183,037.68	95,765,098.11
		1604DR	MISSISSIPPI	KATRINA	28,026,200.00	24,406,274.30
		1606DR	TEXAS	RITA	3,328,800.00	3,207,325.98
		1609DR	FLORIDA	WILMA	15,025,700.00	12,461,802.70
		3215EM	ARKANSAS	KATRINA	1,583,900.00	1,521,498.99
		3216EM	TEXAS	KATRINA	1,545,400.00	1,526,539.64
		3229EM	NEW MEXICO	KATRINA	139,800.00	117,335.12
		EMERGENCY RESPONSE PROG MANAGEMENT Total				
FEMA GROUP TRAVEL	21XX-TRAVEL OF PEOPLE	1602DR	FLORIDA	KATRINA	2,063,994.12	1,778,793.65
		1603DR	LOUISIANA	KATRINA	66,929,163.42	62,237,420.00
		1604DR	MISSISSIPPI	KATRINA	42,997,703.86	39,223,168.31
		1605DR	ALABAMA	KATRINA	12,730,758.37	11,561,885.50
		1606DR	TEXAS	RITA	24,500,850.89	24,233,153.71
		1607DR	LOUISIANA	RITA	3,218,657.96	3,037,014.74
		1609DR	FLORIDA	WILMA	13,928,650.00	13,663,746.98
		3212EM	LOUISIANA	KATRINA	5,559.37	5,559.37
		3215EM	ARKANSAS	KATRINA	1,692,159.35	1,670,293.86
		3216EM	TEXAS	KATRINA	2,834,540.41	2,825,846.36
		3217EM	TENNESSEE	KATRINA	67,982.84	67,982.84
		3218EM	GEORGIA	KATRINA	767.15	767.15
		3219EM	OKLAHOMA	KATRINA	88,459.16	75,854.98
		3221EM	WEST VIRGINIA	KATRINA	26,021.70	26,021.70
		3223EM	UTAH	KATRINA	34,311.49	33,057.44
		3224EM	COLORADO	KATRINA	180,285.22	171,844.58
		3225EM	MICHIGAN	KATRINA	198,205.48	165,335.61
		3226EM	DISTRICT OF COLUMBIA	KATRINA	38,622.50	38,622.50
		3227EM	WASHINGTON	KATRINA	141,077.64	125,188.45
		3228EM	OREGON	KATRINA	20,421.63	14,240.63
		3229EM	NEW MEXICO	KATRINA	44,429.60	40,759.31
		3230EM	ILLINOIS	KATRINA	35,498.68	23,899.36
		3231EM	KENTUCKY	KATRINA	7,960.79	7,960.79
		3232EM	MISSOURI	KATRINA	230,804.50	218,704.11
		3233EM	SOUTH CAROLINA	KATRINA	40,089.27	40,089.27
		3234EM	SOUTH DAKOTA	KATRINA	8,827.91	7,771.22
		3235EM	PENNSYLVANIA	KATRINA	78,931.06	78,931.06
		3236EM	KANSAS	KATRINA	186.90	186.90
		3238EM	INDIANA	KATRINA		
		3239EM	IOWA	KATRINA	4,927.66	4,927.66
		3240EM	VIRGINIA	KATRINA	7,659.06	7,659.06
		3241EM	ARIZONA	KATRINA	179,424.02	171,585.83
		3242EM	MINNESOTA	KATRINA		
		3243EM	NEVADA	KATRINA	199,136.15	188,451.48
		3244EM	IDAHO	KATRINA	3,603.26	3,603.26
		3245EM	NEBRASKA	KATRINA	1,301.61	1,301.61
		3246EM	CONNECTICUT	KATRINA	19,927.66	6,209.38
		3247EM	NORTH DAKOTA	KATRINA	21,599.78	17,073.36
		3248EM	CALIFORNIA	KATRINA	332,362.04	326,157.30
		3249EM	WISCONSIN	KATRINA		
		3250EM	OHIO	KATRINA		
		3251EM	MARYLAND	KATRINA	52,711.86	52,711.86
		3252EM	MASSACHUSETTS	KATRINA	160,165.65	152,029.67
		3253EM	MONTANA	KATRINA	9,760.59	7,871.05
		3255EM	RHODE ISLAND	KATRINA	13,791.99	8,084.81
		3256EM	MAINE	KATRINA	6,000.00	293.91
		3257EM	NEW JERSEY	KATRINA	2,366.13	1,773.59
3258EM	NEW HAMPSHIRE	KATRINA	6,000.00	625.64		

VENDOR ALPHA	PROGRAM NAME	PROG CODE	STATE NAME	EVENT NAME	OBLIGATIONS	EXPENDITURES
		3259EM	FLORIDA	RITA	25,059.98	25,059.98
		3261EM	TEXAS	RITA	13,237.61	13,237.61
		3262EM	NEW YORK	KATRINA	73,300.00	66,758.28
		3263EM	DELAWARE	KATRINA	379.32	379.32
		MANUFACTURED HOUSING	1603DR	LOUISIANA	KATRINA	
FEMA GROUP TRAVEL Total					173,277,635.64	162,429,895.04
GBL'S	22XX-TRANSPORT OF THINGS	1602DR	FLORIDA	KATRINA	500,000.00	35,126.59
		1603DR	LOUISIANA	KATRINA	106,000,000.00	100,780,350.84
		1604DR	MISSISSIPPI	KATRINA	26,050,000.00	20,682,438.77
		1605DR	ALABAMA	KATRINA	10,060,800.00	4,252,576.64
		1606DR	TEXAS	RITA	2,302,000.00	1,912,603.46
		1607DR	LOUISIANA	RITA	200,000.00	198,180.70
		1609DR	FLORIDA	WILMA	14,000,000.00	6,101,420.09
		25XX-OTHER SERVICES	1603DR	LOUISIANA	KATRINA	2,500.00
	GBL'S Total				159,115,300.00	133,964,583.09
ALLTECH	2592-INSPECTIONS IHP/IFG	1603DR	LOUISIANA	KATRINA	51,193,807.26	39,025,944.33
		1605DR	ALABAMA	KATRINA	19,852,761.79	8,827,465.25
		1606DR	TEXAS	RITA	43,555,358.00	32,284,450.01
		1607DR	LOUISIANA	RITA	15,708,751.04	12,112,271.11
		1609DR	FLORIDA	WILMA	18,066,256.00	17,218,108.10
ALLTECH Total				148,376,934.09	109,468,238.80	
PARTNERSHIP FOR RESPONSE & RECOVERY	2592-INSPECTIONS IHP/IFG	1603DR	LOUISIANA	KATRINA	52,256,689.09	38,507,598.45
		1604DR	MISSISSIPPI	KATRINA	51,656,956.48	39,679,482.60
		1606DR	TEXAS	RITA	495,566.55	495,566.55
		1607DR	LOUISIANA	RITA	15,225,791.28	11,823,978.26
		1609DR	FLORIDA	WILMA	26,288,645.12	21,877,317.92
	25XX-OTHER SERVICES	1603DR	LOUISIANA	KATRINA		
PARTNERSHIP FOR RESPONSE & RECOVERY Total				145,923,648.52	112,383,943.78	
NISTC	2594-INSPECTIONS PA TAC	1602DR	FLORIDA	KATRINA	4,311,000.00	3,973,117.38
		1603DR	LOUISIANA	KATRINA	89,464,300.00	87,125,312.20
		1604DR	MISSISSIPPI	KATRINA	31,460,300.00	29,620,750.16
		1605DR	ALABAMA	KATRINA	750,000.00	737,882.22
		1606DR	TEXAS	RITA	3,729,300.00	2,873,795.09
		1609DR	FLORIDA	WILMA	15,082,600.00	13,963,175.54
		3240EM	VIRGINIA	KATRINA	200,500.00	183,180.61
NISTC Total				144,998,000.00	138,477,213.20	
CMH MANUFACTURING, INC.	MANUFACTURED HOUSING	1603DR	LOUISIANA	KATRINA	69,790,000.00	58,205,262.00
		1604DR	MISSISSIPPI	KATRINA	69,177,578.79	69,174,578.79
CMH MANUFACTURING, INC. Total				138,967,578.79	127,379,840.79	
NORTH AMERICAN CATASTROPHE SVCS INC	MANUFACTURED HOUSING	1603DR	LOUISIANA	KATRINA	120,087,309.70	118,702,035.99
		1605DR	ALABAMA	KATRINA	3,511,777.94	466,690.93
		1609DR	FLORIDA	WILMA	4,194,556.00	4,194,556.00
NORTH AMERICAN CATASTROPHE SVCS INC Total				127,793,643.64	123,363,282.92	
BOURGET'S OF THE SOUTH, LLC	MANUFACTURED HOUSING	1603DR	LOUISIANA	KATRINA	7,355,005.60	7,355,005.60
		1605DR	ALABAMA	KATRINA	112,144,650.00	112,144,650.00
BOURGET'S OF THE SOUTH, LLC Total				119,499,655.60	119,499,655.60	
PRI/DJI, A RECONSTRUCTION JV	25XX-OTHER SERVICES	1604DR	MISSISSIPPI	KATRINA		
	MANUFACTURED HOUSING	1603DR	LOUISIANA	KATRINA	66,160,362.51	5,037,732.08
		1604DR	MISSISSIPPI	KATRINA	43,679,395.92	3,586,944.11
PRI/DJI, A RECONSTRUCTION JV Total				109,839,758.43	8,624,676.19	
AMERICOLD LOGISTICS LLC	22XX-TRANSPORT OF THINGS	1603DR	LOUISIANA	KATRINA	6,000,000.00	6,000,000.00
		1604DR	MISSISSIPPI	KATRINA	25,168,506.58	25,000,000.00
	25XX-OTHER SERVICES	1603DR	LOUISIANA	KATRINA	19,591,791.00	14,230,171.31
		1604DR	MISSISSIPPI	KATRINA	50,000,000.00	49,965,288.41
AMERICOLD LOGISTICS LLC Total				100,760,297.58	95,195,459.72	
HOUSING & URBAN DEVELOPMENT	2501-MISSIONS-FOS	1603DR	LOUISIANA	KATRINA	3,695,000.00	1,809,846.57
		1604DR	MISSISSIPPI	KATRINA	127,680.00	67,653.00
		1605DR	ALABAMA	KATRINA		

VENDOR ALPHA	PROGRAM NAME	PROG CODE	STATE NAME	EVENT NAME	OBLIGATIONS	EXPENDITURES
		1606DR	TEXAS	RITA	120,000.00	60,276.00
		3216EM	TEXAS	KATRINA	100,000.00	
	2508-MISSIONS-DFA	1603DR	LOUISIANA	KATRINA	79,000,000.00	39,575,739.00
HOUSING & URBAN DEVELOPMENT Total					83,042,680.00	41,513,514.57
CHAMPION HOME BUILDERS CO	MANUFACTURED HOUSING	1603DR	LOUISIANA	KATRINA	80,759,579.79	70,400,027.50
CHAMPION HOME BUILDERS CO Total					80,759,579.79	70,400,027.50
US BANK	21XX-TRAVEL OF PEOPLE	1603DR	LOUISIANA	KATRINA	228,500.00	21,485.49
		1604DR	MISSISSIPPI	KATRINA	40,898.90	3,694.21
		1605DR	ALABAMA	KATRINA	37,561.05	3,819.85
		1606DR	TEXAS	RITA	405,000.00	
		1607DR	LOUISIANA	RITA	40,000.00	20,000.00
		1609DR	FLORIDA	WILMA	55,431.57	2,563.06
		3215EM	ARKANSAS	KATRINA	206.40	206.40
	22XX-TRANSPORT OF THINGS	1602DR	FLORIDA	KATRINA	5,000.00	140.00
		1603DR	LOUISIANA	KATRINA	40,103.00	100.00
		1604DR	MISSISSIPPI	KATRINA	6,100.00	912.00
		1605DR	ALABAMA	KATRINA	8,550.02	2,438.77
		1606DR	TEXAS	RITA	30,000.00	3,162.38
		1609DR	FLORIDA	WILMA		
		3215EM	ARKANSAS	KATRINA	8,750.00	2,420.00
		3216EM	TEXAS	KATRINA	10,000.00	1,950.60
	23XX-RENT, COMM, UTILITIES	1602DR	FLORIDA	KATRINA	1,510.00	1,510.00
		1603DR	LOUISIANA	KATRINA	1,630,137.98	336,259.04
		1604DR	MISSISSIPPI	KATRINA	322,017.77	176,269.02
		1605DR	ALABAMA	KATRINA	39,000.00	22,525.00
		1606DR	TEXAS	RITA	76,513.22	18,954.74
		1607DR	LOUISIANA	RITA	501,400.00	12,522.00
		1609DR	FLORIDA	WILMA	48,174.94	19,383.08
		3215EM	ARKANSAS	KATRINA	6,841.50	3,241.50
		3216EM	TEXAS	KATRINA	8,787.50	4,546.11
		3219EM	OKLAHOMA	KATRINA		
		3229EM	NEW MEXICO	KATRINA		
		3261EM	TEXAS	RITA	50,000.00	4,733.42
	24XX-PRINT & REPRO	1602DR	FLORIDA	KATRINA	5,500.00	
		1603DR	LOUISIANA	KATRINA	593,211.70	61,118.67
		1604DR	MISSISSIPPI	KATRINA	878,779.46	385,035.82
		1605DR	ALABAMA	KATRINA	189,892.00	115,537.27
		1606DR	TEXAS	RITA	313,555.00	153,657.05
		1607DR	LOUISIANA	RITA	214,943.00	75,601.71
		1609DR	FLORIDA	WILMA	68,817.80	47,720.70
		3215EM	ARKANSAS	KATRINA	2,779.05	2,234.46
		3216EM	TEXAS	KATRINA	31,554.44	23,596.04
		3219EM	OKLAHOMA	KATRINA	755.65	755.65
		3229EM	NEW MEXICO	KATRINA	36.64	36.64
		3261EM	TEXAS	RITA	20,000.00	20,000.00
	25XX-OTHER SERVICES	1602DR	FLORIDA	KATRINA	10,000.00	4,304.18
		1603DR	LOUISIANA	KATRINA	4,024,807.27	1,659,415.58
		1604DR	MISSISSIPPI	KATRINA	1,356,215.38	790,727.64
		1605DR	ALABAMA	KATRINA	193,395.93	51,675.71
		1606DR	TEXAS	RITA	331,784.27	114,603.99
		1607DR	LOUISIANA	RITA	841,103.16	31,979.24
		1609DR	FLORIDA	WILMA	134,485.58	62,845.51
		3215EM	ARKANSAS	KATRINA	2,795.00	1,125.00
		3216EM	TEXAS	KATRINA	15,425.96	11,537.29
		3219EM	OKLAHOMA	KATRINA		
		3229EM	NEW MEXICO	KATRINA		
		3261EM	TEXAS	RITA	50,000.00	(3,807.21)
	26XX-SUPPLIES & MATERIALS	1602DR	FLORIDA	KATRINA	62,178.70	40,848.05

VENDOR ALPHA	PROGRAM NAME	PROG CODE	STATE NAME	EVENT NAME	OBLIGATIONS	EXPENDITURES
		1603DR	LOUISIANA	KATRINA	21,242,259.50	7,465,416.14
		1604DR	MISSISSIPPI	KATRINA	9,946,075.35	6,323,049.86
		1605DR	ALABAMA	KATRINA	3,169,764.87	2,144,698.94
		1606DR	TEXAS	RITA	2,029,458.38	838,331.47
		1607DR	LOUISIANA	RITA	6,986,158.00	2,889,013.80
		1609DR	FLORIDA	WILMA	948,844.42	589,236.35
		3212EM	LOUISIANA	KATRINA	2,000.00	1,284.11
		3215EM	ARKANSAS	KATRINA	69,173.50	52,060.48
		3216EM	TEXAS	KATRINA	271,829.53	197,038.79
		3219EM	OKLAHOMA	KATRINA		
		3221EM	WEST VIRGINIA	KATRINA	94.45	94.45
		3223EM	UTAH	KATRINA	4,000.00	
		3224EM	COLORADO	KATRINA	4,000.00	1,729.21
		3225EM	MICHIGAN	KATRINA	2,000.00	1,604.59
		3227EM	WASHINGTON	KATRINA	112.64	112.64
		3229EM	NEW MEXICO	KATRINA	115.74	15.74
		3232EM	MISSOURI	KATRINA	5,000.00	4,328.05
		3261EM	TEXAS	RITA	135,500.00	22,851.20
	31XX-EQUIPMENT	1602DR	FLORIDA	KATRINA	41,622.00	26,622.00
		1603DR	LOUISIANA	KATRINA	8,515,438.78	3,061,640.52
		1604DR	MISSISSIPPI	KATRINA	6,115,710.36	4,512,198.22
		1605DR	ALABAMA	KATRINA	917,167.24	578,963.58
		1606DR	TEXAS	RITA	559,047.02	134,910.33
		1607DR	LOUISIANA	RITA	1,743,374.10	68,666.85
		1609DR	FLORIDA	WILMA	171,494.46	100,428.45
		3215EM	ARKANSAS	KATRINA	17,279.02	9,741.91
		3216EM	TEXAS	KATRINA	113,301.90	90,591.92
		3219EM	OKLAHOMA	KATRINA		
		3229EM	NEW MEXICO	KATRINA		
		3261EM	TEXAS	RITA	90,000.00	38,375.82
	MANUFACTURED HOUSING	1603DR	LOUISIANA	KATRINA	37,369.51	37,369.51
		1604DR	MISSISSIPPI	KATRINA	216,500.00	16,681.90
		1607DR	LOUISIANA	RITA		
US BANK Total					76,297,190.61	33,520,442.49
CUSTOMS AND BORDER PROTECTION	2501-MISSIONS-FOS	1602DR	FLORIDA	KATRINA	11,447,424.00	6,226,283.63
		1603DR	LOUISIANA	KATRINA	28,410,525.00	
		1604DR	MISSISSIPPI	KATRINA	8,517,200.00	1,392,323.20
		3216EM	TEXAS	KATRINA	21,529.83	
		3261EM	TEXAS	RITA	12,000,000.00	
	2508-MISSIONS-DFA	1604DR	MISSISSIPPI	KATRINA		
	26XX-SUPPLIES & MATERIALS	1602DR	FLORIDA	KATRINA	6,783.00	6,783.00
		1603DR	LOUISIANA	KATRINA	219,647.17	219,647.17
		1604DR	MISSISSIPPI	KATRINA	363,693.00	363,693.00
		1605DR	ALABAMA	KATRINA	21,313.00	21,313.00
		1606DR	TEXAS	RITA	64,702.00	64,702.00
CUSTOMS AND BORDER PROTECTION Total					61,072,817.00	8,294,745.00
DCRECOVERY SYSTEMS	MANUFACTURED HOUSING	1603DR	LOUISIANA	KATRINA	58,709,444.40	2,449,932.52
DCRECOVERY SYSTEMS Total					58,709,444.40	2,449,932.52
CITIBANK	21XX-TRAVEL OF PEOPLE	1603DR	LOUISIANA	KATRINA	23,276,962.90	22,580,263.45
		1604DR	MISSISSIPPI	KATRINA	19,902,766.85	19,447,225.63
		1605DR	ALABAMA	KATRINA	5,858,349.23	5,828,855.48
		1606DR	TEXAS	RITA	5,488,869.64	5,485,319.64
		1607DR	LOUISIANA	RITA	1,002,367.90	1,002,367.90
		1609DR	FLORIDA	WILMA	1,004,717.20	818,302.43
		3215EM	ARKANSAS	KATRINA	1,711.85	1,711.85
		3216EM	TEXAS	KATRINA	15,561.27	15,561.27
		3221EM	WEST VIRGINIA	KATRINA	1,331.70	1,331.70
		3223EM	UTAH	KATRINA	1,171.40	1,089.25
		3234EM	SOUTH DAKOTA	KATRINA	677.25	
		3247EM	NORTH DAKOTA	KATRINA	911.85	911.85
		3248EM	CALIFORNIA	KATRINA	335.68	335.68
		3252EM	MASSACHUSETTS	KATRINA	3,271.00	3,271.00
		3253EM	MONTANA	KATRINA	3,160.92	2,796.55
	22XX-TRANSPORT OF THINGS	1603DR	LOUISIANA	KATRINA	85,000.00	85,000.00
		1604DR	MISSISSIPPI	KATRINA	85,000.00	85,000.00
		1605DR	ALABAMA	KATRINA	70,000.00	70,000.00

VENDOR ALPHA	PROGRAM NAME	PROG CODE	STATE NAME	EVENT NAME	OBLIGATIONS	EXPENDITURES
	23XX-RENT, COMM, UTILITIES	1603DR	LOUISIANA	KATRINA	21,600.00	1,532.32
	25XX-OTHER SERVICES	1603DR	LOUISIANA	KATRINA		
		1605DR	ALABAMA	KATRINA		
		1606DR	TEXAS	RITA		
		1609DR	FLORIDA	WILMA	50,000.00	50,000.00
	26XX-SUPPLIES & MATERIALS	1603DR	LOUISIANA	KATRINA	417,000.00	342,301.17
		1604DR	MISSISSIPPI	KATRINA	136,000.00	29,893.34
		1605DR	ALABAMA	KATRINA	18,000.00	134.44
		1606DR	TEXAS	RITA	112,500.00	85,424.88
CITIBANK Total					57,557,266.64	55,938,629.83
U S DEPARTMENT OF JUSTICE	2501-MISSIONS-FOS	1603DR	LOUISIANA	KATRINA	2,764,600.00	127,136.49
		1604DR	MISSISSIPPI	KATRINA	2,655,000.00	40,667.64
		1609DR	FLORIDA	WILMA	45,000.00	
	2507-MISSIONS-TA	1603DR	LOUISIANA	KATRINA	150,000.00	
	2508-MISSIONS-DFA	1603DR	LOUISIANA	KATRINA	45,313,000.00	8,068,502.74
		1604DR	MISSISSIPPI	KATRINA	4,867,000.00	132,309.52
U S DEPARTMENT OF JUSTICE Total					55,794,600.00	8,368,616.39
Grand Total					32,871,838,481.34	20,840,640,238.84

FINANCIAL INFORMATION TOOL
FOR HURRICANE KATRINA, RITA, & WILMA DECLARATIONS ONLY
CHRONOLOGICAL LISTING BY DECLARATION OF OBLIGATION TRANSACTIONS GREATER THAN OR EQUAL TO \$50 MILLION (GROSS OF ANY SUBSEQUENT DE-OBLIGATIONS)
AS OF 10-04-2006

PROG CODE	STATE NAME	TRANS DATE	OBLIGATION NUMBER	VENDOR ALPHA	PROGRAM CATEGORY	OBLIGATIONS	QTY
1603DR	LOUISIANA	8/30/2005	1603DRLAMCOE-MVD 11	US ARMY CORPS OF ENGINEERS	2508-MISSIONS-DIRECT FED ASST (DFA)	50,000,000.00	1
		8/31/2005	1603DRLAMHHS 02	DEPARTMENT OF HEALTH AND HUMAN SERVICE	2501-MISSIONS-FED OPER SUP (FOS)	63,000,000.00	1
		9/3/2005	1603DRLAMCOE-MVD 05	US ARMY CORPS OF ENGINEERS	2508-MISSIONS-DIRECT FED ASST (DFA)	75,000,000.00	1
		9/4/2005	1603DRLAMCOE-MVD 07	US ARMY CORPS OF ENGINEERS	2508-MISSIONS-DIRECT FED ASST (DFA)	1,500,000,000.00	1
		9/5/2005	1603DRLAMDOD 23	DEPARTMENT OF DEFENSE	2501-MISSIONS-FED OPER SUP (FOS)	750,000,000.00	1
		9/6/2005	1603DRLAMDOD 29	DEPARTMENT OF DEFENSE	2501-MISSIONS-FED OPER SUP (FOS)	75,000,000.00	1
			1603DRLAMDOD 30	DEPARTMENT OF DEFENSE	2501-MISSIONS-FED OPER SUP (FOS)	490,000,000.00	1
			1603DRLAMDOD 31	DEPARTMENT OF DEFENSE	2501-MISSIONS-FED OPER SUP (FOS)	150,000,000.00	1
		9/8/2005	1603DRLAMEPA 03	ENVIRONMENTAL PROTECTION AGENCY	2508-MISSIONS-DIRECT FED ASST (DFA)	75,000,000.00	1
			1603DRLATTHP 01	LA OFFICE OF HOMELAND SECURITY &	4141-RENTAL 408(a)	510,000,000.00	1
			1603DRLAMDOD 40	DEPARTMENT OF DEFENSE	2501-MISSIONS-FED OPER SUP (FOS)	65,000,000.00	1
		9/9/2005	1603DRLAP00000001	LA OFFICE OF HOMELAND SECURITY &	416X-PUBLIC ASSISTANCE (PA)	218,823,700.76	1
			1603DRLATTHP 01	LA OFFICE OF HOMELAND SECURITY &	4141-RENTAL 408(a)	600,000,000.00	1
		9/10/2005	1603DRLAMCOE-MVD 21	US ARMY CORPS OF ENGINEERS	2501-MISSIONS-FED OPER SUP (FOS)	200,000,000.00	1
			1603DRLAMUSCG 07	US COAST GUARD	2501-MISSIONS-FED OPER SUP (FOS)	150,000,000.00	2
		9/13/2005	HSFEHQ-05-D-4125	PRECISION HOMES	3199-MH-PURCHASE UNITS-CAPITALIZED	125,000,000.00	1
			1603DRLAP00000001	LA OFFICE OF HOMELAND SECURITY &	416X-PUBLIC ASSISTANCE (PA)	51,293,678.90	1
			HSFEHQ-05-C-4000	GULF STREAM COACH, INC.	3190-MH-PURCHASE UNITS-NON-CAPITALIZED	99,996,000.00	1
		9/15/2005	1603DRLAMUSFS 15	USDA FOREST SERVICE	2501-MISSIONS-FED OPER SUP (FOS)	130,000,000.00	1
			1603DRLAP00000001	LA OFFICE OF HOMELAND SECURITY &	416X-PUBLIC ASSISTANCE (PA)	453,209,070.72	1
		9/16/2005	HSFE06-05-F-6232	CLEARBROOK LLC	3190-MH-PURCHASE UNITS-NON-CAPITALIZED	50,000,000.00	1
		9/17/2005	1603DRLATTHP 01	LA OFFICE OF HOMELAND SECURITY &	4141-RENTAL 408(a)	400,000,000.00	1
		9/21/2005	1603DRLAMDOD 06	DEPARTMENT OF TRANSPORTATION	2508-MISSIONS-DIRECT FED ASST (DFA)	150,000,000.00	1
		9/24/2005	1603DRLAMCOE-MVD 05	US ARMY CORPS OF ENGINEERS	2508-MISSIONS-DIRECT FED ASST (DFA)	100,000,000.00	1
		9/25/2005	1603DRLATTHP 01	LA OFFICE OF HOMELAND SECURITY &	4141-RENTAL 408(a)	1,370,400,000.00	1
		9/26/2005	HSFE04-05-F-7039	DEPARTMENT OF DEFENSE	2660-FOOD & BEVERAGES	62,930,000.00	1
		9/27/2005	HSFEHQ-05-D-4334	MORGAN BUILDINGS & SPAS, INC.	3199-MH-PURCHASE UNITS-CAPITALIZED	83,958,000.00	1
		9/28/2005	HSFEHQ-05-D-4332	CHAMPION HOME BUILDERS CO	3199-MH-PURCHASE UNITS-CAPITALIZED	59,800,000.00	1
		9/29/2005	1603DRLAMDHUD 04	HOUSING & URBAN DEVELOPMENT	2508-MISSIONS-DIRECT FED ASST (DFA)	79,000,000.00	1
		10/2/2005	1603DRLATTHP 01	LA OFFICE OF HOMELAND SECURITY &	4141-RENTAL 408(a)	350,000,000.00	1
		10/3/2005	1603DRLAMEPA 03	ENVIRONMENTAL PROTECTION AGENCY	2508-MISSIONS-DIRECT FED ASST (DFA)	88,000,000.00	1
		10/8/2005	1603DRLATTHP 19	LA OFFICE OF HOMELAND SECURITY &	4149-OTHER NEEDS ASSISTANCE (ONA) AWARDS	100,000,000.00	1
		10/20/2005	1603DRLAMUSCG 09	US COAST GUARD	2508-MISSIONS-DIRECT FED ASST (DFA)	75,000,000.00	1
		10/21/2005	1603DRLAMCOE-MVD 23	US ARMY CORPS OF ENGINEERS	2508-MISSIONS-DIRECT FED ASST (DFA)	200,000,000.00	1
		10/22/2005	HSFEHQ-06-C-0024	AMERICAN RED CROSS	2580-OTHER SERVICE CONTRACTS	110,000,000.00	1
		10/31/2005	1603DRLAP00000001	LA OFFICE OF HOMELAND SECURITY &	416X-PUBLIC ASSISTANCE (PA)	88,802,983.46	1
			HSFEHQ-05-D-0471	FLUOR DANIEL INC	2591-CONTRACT SERVICES-MH	62,160,091.00	1
		11/1/2005	HSFEHQ-06-F-0047	CORPORATE LODGING CONSULTANTS, INC.	2580-OTHER SERVICE CONTRACTS	105,602,464.00	1
		11/5/2005	1603DRLATTHP 01	LA OFFICE OF HOMELAND SECURITY &	4141-RENTAL 408(a)	148,000,000.00	1
			1603DRLATTHP 17	LA OFFICE OF HOMELAND SECURITY &	4147-REPLACEMENT	386,000,000.00	1
			1603DRLATTHP 19	LA OFFICE OF HOMELAND SECURITY &	4149-OTHER NEEDS ASSISTANCE (ONA) AWARDS	361,000,000.00	1
		11/18/2005	1603DRLAMDOL 00	US DEPARTMENT OF LABOR	2503-DISASTER UNEMPLOYMENT (DUA)	55,000,000.00	1
		11/23/2005	1603DRLATTHP 19	LA OFFICE OF HOMELAND SECURITY &	4149-OTHER NEEDS ASSISTANCE (ONA) AWARDS	100,000,000.00	1
		12/5/2005	1603DRLATTHP 19	LA OFFICE OF HOMELAND SECURITY &	4149-OTHER NEEDS ASSISTANCE (ONA) AWARDS	50,000,000.00	1
		12/12/2005	1603DRLAMCOE-MVD 23	US ARMY CORPS OF ENGINEERS	2508-MISSIONS-DIRECT FED ASST (DFA)	199,932,487.70	1
			1603DRLAMUSCG 09	US COAST GUARD	2508-MISSIONS-DIRECT FED ASST (DFA)	75,000,000.00	1
		12/20/2005	HSFE06-06-X-2014	ENVIRONMENTAL PROTECTION AGENCY	2589-INTERAGENCY AGREEMENTS	255,665,898.00	1
		12/23/2005	1603DRLATTHP 19	LA OFFICE OF HOMELAND SECURITY &	4149-OTHER NEEDS ASSISTANCE (ONA) AWARDS	50,000,000.00	1
		12/29/2005	1603DRLATTHP 19	LA OFFICE OF HOMELAND SECURITY &	4149-OTHER NEEDS ASSISTANCE (ONA) AWARDS	75,000,000.00	1
		12/30/2005	1603DRLATTHP 19	LA OFFICE OF HOMELAND SECURITY &	4149-OTHER NEEDS ASSISTANCE (ONA) AWARDS	90,000,000.00	1
		1/6/2006	1603DRLATTHP 01	LA OFFICE OF HOMELAND SECURITY &	4141-RENTAL 408(a)	50,000,000.00	1
		1/7/2006	EMR-2006-GB-0000	GBL'S	2213-MH-TRANSPORTATION-DISASTER	70,000,000.00	1
		1/14/2006	1603DRLATTHP 19	LA OFFICE OF HOMELAND SECURITY &	4149-OTHER NEEDS ASSISTANCE (ONA) AWARDS	100,000,000.00	1
		1/19/2006	1603DRLATTHP 01	LA OFFICE OF HOMELAND SECURITY &	4141-RENTAL 408(a)	60,000,000.00	1
		1/30/2006	1603DRLATTHP 01	LA OFFICE OF HOMELAND SECURITY &	4141-RENTAL 408(a)	50,000,000.00	1
		2/7/2006	HSFEHQ-06-F-0047	CORPORATE LODGING CONSULTANTS, INC.	2580-OTHER SERVICE CONTRACTS	52,800,000.00	1
		2/16/2006	HSFEHQ-05-D-0592	CH2M HILL CONSTRUCTORS, INC.	2591-CONTRACT SERVICES-MH	75,178,562.50	1

PROG CODE	STATE NAME	TRANS DATE	OBLIGATION NUMBER	VENDOR ALPHA	PROGRAM CATEGORY	OBLIGATIONS	QTY
		3/1/2006	HSFEHQ-05-D-0471	FLUOR DANIEL INC	2591-CONTRACT SERVICES-MH	158,488,970.76	1
		3/3/2006	HSFEHQ-05-D-0471	FLUOR DANIEL INC	2591-CONTRACT SERVICES-MH	170,814,779.00	1
		3/15/2006	1603DRLAP00000001	LA OFFICE OF HOMELAND SECURITY &	416X-PUBLIC ASSISTANCE (PA)	55,750,323.10	1
		3/16/2006	1603DRLAMDOL 00	US DEPARTMENT OF LABOR	2503-DISASTER UNEMPLOYMENT (DUA)	91,411,844.00	1
			HSFEHQ-05-D-0573	SHAW ENVIRONMENTAL & INFRASTRUCTURE	2591-CONTRACT SERVICES-MH	139,278,621.00	1
		3/20/2006	1603DRLAP00000001	LA OFFICE OF HOMELAND SECURITY &	416X-PUBLIC ASSISTANCE (PA)	170,571,862.38	2
		3/21/2006	1603DRLAP00000001	LA OFFICE OF HOMELAND SECURITY &	416X-PUBLIC ASSISTANCE (PA)	138,213,467.86	1
		3/23/2006	1603DRLAP00000001	LA OFFICE OF HOMELAND SECURITY &	416X-PUBLIC ASSISTANCE (PA)	76,350,249.12	1
		3/28/2006	1603DRLAP00000001	LA OFFICE OF HOMELAND SECURITY &	416X-PUBLIC ASSISTANCE (PA)	67,986,749.72	1
		3/31/2006	HSFEHQ-05-D-0471	FLUOR DANIEL INC	2591-CONTRACT SERVICES-MH	192,710,167.00	1
		4/26/2006	1603DRLAP00000001	LA OFFICE OF HOMELAND SECURITY &	416X-PUBLIC ASSISTANCE (PA)	66,843,926.55	1
		5/17/2006	HSFEHQ-05-D-0471	FLUOR DANIEL INC	2591-CONTRACT SERVICES-MH	69,900,000.00	1
		5/26/2006	1603DRLAP00000001	LA OFFICE OF HOMELAND SECURITY &	416X-PUBLIC ASSISTANCE (PA)	50,308,768.63	1
			HSFEHQ-05-D-0573	SHAW ENVIRONMENTAL & INFRASTRUCTURE	2591-CONTRACT SERVICES-MH	88,403,625.00	1
		5/30/2006	HSFEHQ-05-C-4040A	NORTH AMERICAN CATASTROPHE SVCS INC	3190-MH-PURCHASE UNITS-NON-CAPITALIZED	50,478,060.06	1
			HSFEHQ-05-C-4041A	GULF STREAM COACH, INC.	3199-MH-PURCHASE UNITS-CAPITALIZED	246,563,713.00	1
		6/8/2006	1603DRLAP00000001	LA OFFICE OF HOMELAND SECURITY &	416X-PUBLIC ASSISTANCE (PA)	204,521,265.91	1
		6/14/2006	1603DRLAP00000001	LA OFFICE OF HOMELAND SECURITY &	416X-PUBLIC ASSISTANCE (PA)	57,570,547.57	1
		6/23/2006	1603DRLAP00000001	LA OFFICE OF HOMELAND SECURITY &	416X-PUBLIC ASSISTANCE (PA)	129,560,715.02	1
		6/29/2006	HSFEHQ-05-D-0471	FLUOR DANIEL INC	2591-CONTRACT SERVICES-MH	195,631,846.00	1
		7/1/2006	1603DRLAMCOE-MVD 07	US ARMY CORPS OF ENGINEERS	2508-MISSIONS-DIRECT FED ASST (DFA)	69,000,000.00	1
		7/12/2006	HSFEHQ-05-D-0573	SHAW ENVIRONMENTAL & INFRASTRUCTURE	2591-CONTRACT SERVICES-MH	185,080,757.00	2
		7/13/2006	1603DRLAP00000001	LA OFFICE OF HOMELAND SECURITY &	416X-PUBLIC ASSISTANCE (PA)	70,121,810.36	1
		8/17/2006	1603DRLAP00000001	LA OFFICE OF HOMELAND SECURITY &	416X-PUBLIC ASSISTANCE (PA)	120,558,271.15	1
		9/8/2006	1603DRLAP00000001	LA OFFICE OF HOMELAND SECURITY &	416X-PUBLIC ASSISTANCE (PA)	125,958,729.33	1
		9/21/2006	HSFEHQ-05-D-0471	FLUOR DANIEL INC	2591-CONTRACT SERVICES-MH	56,130,165.00	1
		9/26/2006	HSFEHQ-05-D-0471	FLUOR DANIEL INC	2591-CONTRACT SERVICES-MH	56,846,177.00	1
		10/2/2006	HSFELA-06-X-0158	US ARMY CORPS OF ENGINEERS	2594-CONTRACT SERVICES-PA	231,453,484.00	2
			HSFELA-06-X-0159	US ARMY CORPS OF ENGINEERS	2594-CONTRACT SERVICES-PA	289,895,271.00	2
1604DR	MISSISSIPPI	9/2/2005	1604DRMSMDOD 17	DEPARTMENT OF DEFENSE	2501-MISSIONS-FED OPER SUP (FOS)	220,000,000.00	2
		9/3/2005	1604DRMSMCOE-MVD 16	US ARMY CORPS OF ENGINEERS	2508-MISSIONS-DIRECT FED ASST (DFA)	80,000,000.00	1
			1604DRMSMDOD 19	DEPARTMENT OF DEFENSE	2501-MISSIONS-FED OPER SUP (FOS)	1,000,000,000.00	1
		9/4/2005	1604DRMSMCOE-MVD 11	US ARMY CORPS OF ENGINEERS	2501-MISSIONS-FED OPER SUP (FOS)	80,000,000.00	1
			1604DRMSMGSA 16	GENERAL SERVICES ADMINISTRATION	2501-MISSIONS-FED OPER SUP (FOS)	50,000,000.00	1
		9/5/2005	1604DRMSMCOE-MVD 09	US ARMY CORPS OF ENGINEERS	2508-MISSIONS-DIRECT FED ASST (DFA)	320,000,000.00	1
			1604DRMSMCOE-MVD 10	US ARMY CORPS OF ENGINEERS	2508-MISSIONS-DIRECT FED ASST (DFA)	71,000,000.00	1
			1604DRMSMCOE-MVD 11	US ARMY CORPS OF ENGINEERS	2501-MISSIONS-FED OPER SUP (FOS)	100,000,000.00	1
			1604DRMSMDOT 05	DEPARTMENT OF TRANSPORTATION	2501-MISSIONS-FED OPER SUP (FOS)	90,000,000.00	1
		9/6/2005	1604DRMSTTHP 01	MISSISSIPPI, STATE OF	4141-RENTAL 408(a)	100,000,000.00	1
		9/7/2005	1604DRMSMCOE-MVD 12	US ARMY CORPS OF ENGINEERS	2501-MISSIONS-FED OPER SUP (FOS)	180,000,000.00	1
		9/10/2005	1604DRMSMDOD 19	DEPARTMENT OF DEFENSE	2501-MISSIONS-FED OPER SUP (FOS)	500,000,000.00	1
			1604DRMSMDOD 27	DEPARTMENT OF DEFENSE	2508-MISSIONS-DIRECT FED ASST (DFA)	50,000,000.00	1
			1604DRMSTTHP 01	MISSISSIPPI, STATE OF	4141-RENTAL 408(a)	96,000,000.00	1
		9/11/2005	1604DRMSTTHP 01	MISSISSIPPI, STATE OF	4141-RENTAL 408(a)	100,000,000.00	1
		9/12/2005	1604DRMSTTHP 01	MISSISSIPPI, STATE OF	4141-RENTAL 408(a)	300,000,000.00	1
		9/17/2005	1604DRMSMCOE-MVD 25	US ARMY CORPS OF ENGINEERS	2508-MISSIONS-DIRECT FED ASST (DFA)	50,000,000.00	1
			HSFE04-05-P-7069	AMERICOLD LOGISTICS LLC	2580-OTHER SERVICE CONTRACTS	50,000,000.00	1
		9/18/2005	HSFE04-05-F-7058	DEPARTMENT OF DEFENSE	2660-FOOD & BEVERAGES	69,630,470.00	1
		9/23/2005	1604DRMSMCOE-MVD 09	US ARMY CORPS OF ENGINEERS	2508-MISSIONS-DIRECT FED ASST (DFA)	320,000,000.00	1
		9/27/2005	1604DRMSTTHP 01	MISSISSIPPI, STATE OF	4141-RENTAL 408(a)	365,018,400.00	1
		10/8/2005	1604DRMSTTHP 01	MISSISSIPPI, STATE OF	4141-RENTAL 408(a)	150,000,000.00	1
		10/9/2005	1604DRMSMCOE-MVD 10	US ARMY CORPS OF ENGINEERS	2508-MISSIONS-DIRECT FED ASST (DFA)	56,000,000.00	1
		10/10/2005	1604DRMSTTHP 19	MISSISSIPPI, STATE OF	4149-OTHER NEEDS ASSISTANCE (ONA) AWARDS	50,000,000.00	1
		10/16/2005	1604DRMSMCOE-MVD 09	US ARMY CORPS OF ENGINEERS	2508-MISSIONS-DIRECT FED ASST (DFA)	300,000,000.00	1
		10/22/2005	HSFEHQ-05-D-0572	BECHTEL NATIONAL, INC.	2591-CONTRACT SERVICES-MH	135,191,336.50	1
			HSFEHQ-06-C-0024	AMERICAN RED CROSS	2580-OTHER SERVICE CONTRACTS	52,500,000.00	1
		11/1/2005	HSFEHQ-06-F-0047	CORPORATE LODGING CONSULTANTS, INC.	2580-OTHER SERVICE CONTRACTS	50,401,176.00	1
		11/22/2005	1604DRMSTTHP 19	MISSISSIPPI, STATE OF	4149-OTHER NEEDS ASSISTANCE (ONA) AWARDS	50,000,000.00	1
		12/15/2005	HSFEHQ-05-D-0572	BECHTEL NATIONAL, INC.	2591-CONTRACT SERVICES-MH	67,535,156.00	1
		12/19/2005	HSFEHQ-05-C-4155	CMH MANUFACTURING, INC.	3199-MH-PURCHASE UNITS-CAPITALIZED	60,935,395.00	1
		12/23/2005	HSFEHQ-05-D-0572	BECHTEL NATIONAL, INC.	2591-CONTRACT SERVICES-MH	78,801,663.50	1
		1/27/2006	1604DRMSMCOE-MVD 09	US ARMY CORPS OF ENGINEERS	2508-MISSIONS-DIRECT FED ASST (DFA)	100,000,000.00	1
		3/18/2006	1604DRMSMCOE-MVD 09	US ARMY CORPS OF ENGINEERS	2508-MISSIONS-DIRECT FED ASST (DFA)	200,000,000.00	1
		4/6/2006	1604DRMSMUSCG 12	US COAST GUARD	2508-MISSIONS-DIRECT FED ASST (DFA)	200,000,000.00	1
		4/10/2006	1604DRMSMCOE-MVD 09	US ARMY CORPS OF ENGINEERS	2508-MISSIONS-DIRECT FED ASST (DFA)	50,000,000.00	1
		5/25/2006	1604DRMSMCOE-MVD 09	US ARMY CORPS OF ENGINEERS	2508-MISSIONS-DIRECT FED ASST (DFA)	50,000,000.00	1
		5/31/2006	HSFEHQ-05-C-4000A	GULF STREAM COACH, INC.	3199-MH-PURCHASE UNITS-CAPITALIZED	218,000,000.00	1

PROG CODE	STATE NAME	TRANS DATE	OBLIGATION NUMBER	VENDOR ALPHA	PROGRAM CATEGORY	OBLIGATIONS	QTY
			HSFEHQ-05-C-4039A	MORGAN BUILDINGS & SPAS, INC.	3199-MH-PURCHASE UNITS-CAPITALIZED	218,000,000.00	1
		8/17/2006	1604DRMSP00000001	MISSISSIPPI, STATE OF	416X-PUBLIC ASSISTANCE (PA)	82,747,016.41	1
		9/20/2006	HSFEMS-06-X-0001	US COAST GUARD	2594-CONTRACT SERVICES-PA	222,000,000.00	1
1605DR	ALABAMA	9/10/2005	HSFEHQ-05-C-4039	MORGAN BUILDINGS & SPAS, INC.	3199-MH-PURCHASE UNITS-CAPITALIZED	202,512,500.00	2
			HSFEHQ-05-D-4125	PRECISION HOMES	3199-MH-PURCHASE UNITS-CAPITALIZED	98,965,000.00	1
		9/12/2005	HSFEHQ-05-C-4041	GULF STREAM COACH, INC.	3199-MH-PURCHASE UNITS-CAPITALIZED	246,875,000.00	1
		9/13/2005	HSFEHQ-05-C-4000	GULF STREAM COACH, INC.	3190-MH-PURCHASE UNITS-NON-CAPITALIZED	99,068,500.00	1
		9/16/2005	HSFEHQ-05-C-4040	NORTH AMERICAN CATASTROPHE SVCS INC	3199-MH-PURCHASE UNITS-CAPITALIZED	51,400,000.00	1
		9/24/2005	1605DRALTTHP 01	AL EMERGENCY MANAGEMENT AGENCY	4141-RENTAL 408(a)	83,709,000.00	1
		9/29/2005	1605DRALMCOE-SAD 09	US ARMY CORPS OF ENGINEERS	2508-MISSIONS-DIRECT FED ASST (DFA)	90,000,000.00	1
		9/30/2005	HSFEHQ-05-C-4128	BOURGET'S OF THE SOUTH, LLC	3190-MH-PURCHASE UNITS-NON-CAPITALIZED	88,500,000.00	1
1606DR	TEXAS	9/28/2005	1606DRTXMUSFS 02	USDA FOREST SERVICE	2501-MISSIONS-FED OPER SUP (FOS)	124,000,000.00	1
			1606DRTXTTHP 01	TX DEPARTMENT OF PUBLIC SAFETY	4141-RENTAL 408(a)	60,320,000.00	1
		9/29/2005	1606DRTXTTHP 01	TX DEPARTMENT OF PUBLIC SAFETY	4141-RENTAL 408(a)	105,000,000.00	1
			1606DRTXTTHP 19	TX DEPARTMENT OF PUBLIC SAFETY	4149-OTHER NEEDS ASSISTANCE (ONA) AWARDS	100,000,000.00	1
		9/30/2005	1606DRTXTTHP 01	TX DEPARTMENT OF PUBLIC SAFETY	4141-RENTAL 408(a)	150,000,899.00	1
		10/3/2005	1606DRTXTTHP 01	TX DEPARTMENT OF PUBLIC SAFETY	4141-RENTAL 408(a)	447,000,000.00	1
			1606DRTXTTHP 04	TX DEPARTMENT OF PUBLIC SAFETY	4143-REPAIRS	100,000,000.00	1
			1606DRTXTTHP 19	TX DEPARTMENT OF PUBLIC SAFETY	4149-OTHER NEEDS ASSISTANCE (ONA) AWARDS	200,000,000.00	1
		10/7/2005	1606DRTXIOTH	TX DEPARTMENT OF PUBLIC SAFETY	4154-OTHER NEEDS ASSISTANCE (ONA) GRANTS	200,000,000.00	1
		11/4/2005	1606DRTXMCOE-SWD 09	US ARMY CORPS OF ENGINEERS	2508-MISSIONS-DIRECT FED ASST (DFA)	65,000,000.00	1
1607DR	LOUISIANA	9/28/2005	1607DRLATTHP 01	LA OFFICE OF HOMELAND SECURITY &	4141-RENTAL 408(a)	75,000,000.00	1
		9/30/2005	1607DRLATTHP 01	LA OFFICE OF HOMELAND SECURITY &	4141-RENTAL 408(a)	250,000,000.00	1
		10/7/2005	1607DRLAMCOE-MVD 07	US ARMY CORPS OF ENGINEERS	2508-MISSIONS-DIRECT FED ASST (DFA)	138,000,000.00	1
			1607DRLAMCOE-MVD 09	US ARMY CORPS OF ENGINEERS	2508-MISSIONS-DIRECT FED ASST (DFA)	80,000,000.00	1
		12/16/2005	1607DRLAMCOE-MVD 09	US ARMY CORPS OF ENGINEERS	2508-MISSIONS-DIRECT FED ASST (DFA)	113,000,000.00	1
		12/20/2005	HSFE06-06-X-2014	ENVIRONMENTAL PROTECTION AGENCY	2580-OTHER SERVICE CONTRACTS	100,686,039.00	1
1609DR	FLORIDA	10/26/2005	HSFE04-06-F-7706	DEPARTMENT OF DEFENSE	2660-FOOD & BEVERAGES	60,000,000.00	1
		10/27/2005	1609DRFLTTHP 01	FLORIDA BUREAU OF DISASTER	4141-RENTAL 408(a)	60,000,000.00	1
		11/2/2005	1609DRFLTTHP 19	FLORIDA BUREAU OF DISASTER	4149-OTHER NEEDS ASSISTANCE (ONA) AWARDS	100,000,000.00	1
		11/3/2005	1609DRFLMCOE-SAD 13	US ARMY CORPS OF ENGINEERS	2508-MISSIONS-DIRECT FED ASST (DFA)	75,000,000.00	1
		11/4/2005	1609DRFLMCOE-SAD 12	US ARMY CORPS OF ENGINEERS	2508-MISSIONS-DIRECT FED ASST (DFA)	50,000,000.00	1
		11/30/2005	1609DRFLTTHP 19	FLORIDA BUREAU OF DISASTER	4149-OTHER NEEDS ASSISTANCE (ONA) AWARDS	50,000,000.00	1
		12/1/2005	1609DRFLP00000001	FLORIDA BUREAU OF DISASTER	416X-PUBLIC ASSISTANCE (PA)	52,039,385.68	1
		12/8/2005	1609DRFLP00000001	FLORIDA BUREAU OF DISASTER	416X-PUBLIC ASSISTANCE (PA)	187,265,936.45	1
		1/24/2006	1609DRFLP00000001	FLORIDA BUREAU OF DISASTER	416X-PUBLIC ASSISTANCE (PA)	65,491,147.19	1
3216EM	TEXAS	11/11/2005	3216EMTXP00000001	TX DEPARTMENT OF PUBLIC SAFETY	416X-PUBLIC ASSISTANCE (PA)	113,611,873.65	1

FINANCIAL INFORMATION TOOL
FOR HURRICANE KATRINA, RITA, & WILMA DECLARATIONS ONLY
FEMA CREDIT CARDS ONLY *

AS OF 10-04-2006

VENDOR ALPHA	PROGRAM NAME	OBLIGATIONS	EXPENDITURES
BANK ONE DBA JPMORGAN CHASE BANK	21XX-TRAVEL OF PEOPLE		
	25XX-OTHER SERVICES	847,071.91	840,608.25
	26XX-SUPPLIES & MATERIALS	8,253,832.74	4,033,453.61
BANK ONE DBA JPMORGAN CHASE BANK Total		9,100,904.65	4,874,061.86
CITIBANK	21XX-TRAVEL OF PEOPLE	56,562,166.64	55,189,343.68
	22XX-TRANSPORT OF THINGS	240,000.00	240,000.00
	23XX-RENT, COMM, UTILITIES	21,600.00	1,532.32
	25XX-OTHER SERVICES	50,000.00	50,000.00
	26XX-SUPPLIES & MATERIALS	683,500.00	457,753.83
CITIBANK Total		57,557,266.64	55,938,629.83
US BANK	21XX-TRAVEL OF PEOPLE	807,597.92	51,769.01
	22XX-TRANSPORT OF THINGS	108,503.02	11,123.75
	23XX-RENT, COMM, UTILITIES	2,684,382.91	599,943.91
	24XX-PRINT & REPRO	2,319,824.74	885,294.01
	25XX-OTHER SERVICES	6,960,012.55	2,724,406.93
	26XX-SUPPLIES & MATERIALS	44,878,565.08	20,571,713.87
	31XX-EQUIPMENT	18,284,434.88	8,622,139.60
	MANUFACTURED HOUSING	253,869.51	54,051.41
US BANK Total		76,297,190.61	33,520,442.49
Grand Total		142,955,361.90	94,333,134.18

NAME OF CARD	PURPOSE/USES
BANK ONE DBA JPMORGAN CHASE BANK	Fleetcard for fuel, oil, etc for government vehicles
CITIBANK	Centrally billed travel
US BANK	FEMA Purchase card

* Does not include Individually Billed Travel (IBT) Credit Cards that are issued to FEMA Travelers

FINANCIAL INFORMATION TOOL
FOR HURRICANE KATRINA, RITA, & WILMA DECLARATIONS ONLY
FEMA CREDIT CARDS ONLY *
AS OF 10-04-2006

PROG CODE	STATE NAME	EVENT NAME	VENDOR ALPHA	PROGRAM NAME	OBLIGATIONS	EXPENDITURES	
1602DR	FLORIDA	KATRINA	US BANK	22XX-TRANSPORT OF THINGS	5,000.00	140.00	
				23XX-RENT, COMM, UTILITIES	1,510.00	1,510.00	
				24XX-PRINT & REPRO	5,500.00		
				25XX-OTHER SERVICES	10,000.00	4,304.18	
				26XX-SUPPLIES & MATERIALS	62,178.70	40,848.05	
				31XX-EQUIPMENT	41,622.00	26,622.00	
				1602DR Total			
1603DR	LOUISIANA	KATRINA	BANK ONE DBA JPMORGAN CHASE BANK	26XX-SUPPLIES & MATERIALS	4,234,770.80	1,377,046.51	
				CITIBANK	21XX-TRAVEL OF PEOPLE	23,276,962.90	22,580,263.45
					22XX-TRANSPORT OF THINGS	85,000.00	85,000.00
					23XX-RENT, COMM, UTILITIES	21,600.00	1,532.32
					25XX-OTHER SERVICES		
			26XX-SUPPLIES & MATERIALS		417,000.00	342,301.17	
			US BANK	21XX-TRAVEL OF PEOPLE	228,500.00	21,485.49	
				22XX-TRANSPORT OF THINGS	40,103.00	100.00	
				23XX-RENT, COMM, UTILITIES	1,630,137.98	336,259.04	
				24XX-PRINT & REPRO	593,211.70	61,118.67	
			25XX-OTHER SERVICES	4,024,807.27	1,659,415.58		
			26XX-SUPPLIES & MATERIALS	21,242,259.50	7,465,416.14		
			31XX-EQUIPMENT	8,515,438.78	3,061,640.52		
			MANUFACTURED HOUSING	37,369.51	37,369.51		
1603DR Total				64,347,161.44	37,028,948.40		
1604DR	MISSISSIPPI	KATRINA	BANK ONE DBA JPMORGAN CHASE BANK	25XX-OTHER SERVICES	283,500.00	280,648.55	
				26XX-SUPPLIES & MATERIALS	1,147,348.67	582,231.60	
				CITIBANK	21XX-TRAVEL OF PEOPLE	19,902,766.85	19,447,225.63
			22XX-TRANSPORT OF THINGS		85,000.00	85,000.00	
			26XX-SUPPLIES & MATERIALS		136,000.00	29,893.34	
			US BANK		21XX-TRAVEL OF PEOPLE	40,898.90	3,694.21
				22XX-TRANSPORT OF THINGS	6,100.00	912.00	
				23XX-RENT, COMM, UTILITIES	322,017.77	176,269.02	
				24XX-PRINT & REPRO	878,779.46	385,035.82	
				25XX-OTHER SERVICES	1,356,215.38	790,727.64	
				26XX-SUPPLIES & MATERIALS	9,946,075.35	6,323,049.86	
			31XX-EQUIPMENT	6,115,710.36	4,512,198.22		
			MANUFACTURED HOUSING	216,500.00	16,681.90		
1604DR Total				40,436,912.74	32,633,567.79		
1605DR	ALABAMA	KATRINA	BANK ONE DBA JPMORGAN CHASE BANK	25XX-OTHER SERVICES	563,361.91	559,750.74	
				26XX-SUPPLIES & MATERIALS	1,122,572.46	1,095,304.71	
			CITIBANK	21XX-TRAVEL OF PEOPLE	5,858,349.23	5,828,855.48	
				22XX-TRANSPORT OF THINGS	70,000.00	70,000.00	
				26XX-SUPPLIES & MATERIALS	18,000.00	134.44	
			US BANK	21XX-TRAVEL OF PEOPLE	37,561.05	3,819.85	
				22XX-TRANSPORT OF THINGS	8,550.02	2,438.77	
				23XX-RENT, COMM, UTILITIES	39,000.00	22,525.00	
				24XX-PRINT & REPRO	189,892.00	115,537.27	
				25XX-OTHER SERVICES	193,395.93	51,675.71	
				26XX-SUPPLIES & MATERIALS	3,169,764.87	2,144,698.94	
31XX-EQUIPMENT	917,167.24	578,963.58					
1605DR Total				12,187,614.71	10,473,704.49		
1606DR	TEXAS	RITA	BANK ONE DBA JPMORGAN CHASE BANK	21XX-TRAVEL OF PEOPLE			
				26XX-SUPPLIES & MATERIALS	868,600.00	399,200.33	
			CITIBANK	21XX-TRAVEL OF PEOPLE	5,488,869.64	5,485,319.64	
				25XX-OTHER SERVICES			

PROG CODE	STATE NAME	EVENT NAME	VENDOR ALPHA	PROGRAM NAME	OBLIGATIONS	EXPENDITURES
				26XX-SUPPLIES & MATERIALS	112,500.00	85,424.88
			US BANK	21XX-TRAVEL OF PEOPLE	405,000.00	
				22XX-TRANSPORT OF THINGS	30,000.00	3,162.38
				23XX-RENT, COMM, UTILITIES	76,513.22	18,954.74
				24XX-PRINT & REPRO	313,555.00	153,657.05
				25XX-OTHER SERVICES	331,784.27	114,603.99
				26XX-SUPPLIES & MATERIALS	2,029,458.38	838,331.47
				31XX-EQUIPMENT	559,047.02	134,910.33
1606DR Total					10,215,327.53	7,233,564.81
1607DR	LOUISIANA	RITA	BANK ONE DBA JPMORGAN CHASE BANK	26XX-SUPPLIES & MATERIALS	310,524.00	200,518.44
			CITIBANK	21XX-TRAVEL OF PEOPLE	1,002,367.90	1,002,367.90
			US BANK	21XX-TRAVEL OF PEOPLE	40,000.00	20,000.00
				23XX-RENT, COMM, UTILITIES	501,400.00	12,522.00
				24XX-PRINT & REPRO	214,943.00	75,601.71
				25XX-OTHER SERVICES	841,103.16	31,979.24
				26XX-SUPPLIES & MATERIALS	6,986,158.00	2,889,013.80
				31XX-EQUIPMENT	1,743,374.10	68,666.85
				MANUFACTURED HOUSING		
1607DR Total					11,639,870.16	4,300,669.94
1609DR	FLORIDA	WILMA	BANK ONE DBA JPMORGAN CHASE BANK	21XX-TRAVEL OF PEOPLE		
				25XX-OTHER SERVICES	210.00	208.96
				26XX-SUPPLIES & MATERIALS	568,516.81	377,652.02
			CITIBANK	21XX-TRAVEL OF PEOPLE	1,004,717.20	818,302.43
			US BANK	25XX-OTHER SERVICES	50,000.00	50,000.00
				21XX-TRAVEL OF PEOPLE	55,431.57	2,563.06
				22XX-TRANSPORT OF THINGS		
				23XX-RENT, COMM, UTILITIES	48,174.94	19,383.08
				24XX-PRINT & REPRO	68,817.80	47,720.70
				25XX-OTHER SERVICES	134,485.58	62,845.51
				26XX-SUPPLIES & MATERIALS	948,844.42	589,236.35
				31XX-EQUIPMENT	171,494.46	100,428.45
1609DR Total					3,050,692.78	2,068,340.56
3212EM	LOUISIANA	KATRINA	US BANK	26XX-SUPPLIES & MATERIALS	2,000.00	1,284.11
3212EM Total					2,000.00	1,284.11
3215EM	ARKANSAS	KATRINA	CITIBANK	21XX-TRAVEL OF PEOPLE	1,711.85	1,711.85
			US BANK	21XX-TRAVEL OF PEOPLE	206.40	206.40
				22XX-TRANSPORT OF THINGS	8,750.00	2,420.00
				23XX-RENT, COMM, UTILITIES	6,841.50	3,241.50
				24XX-PRINT & REPRO	2,779.05	2,234.46
				25XX-OTHER SERVICES	2,795.00	1,125.00
				26XX-SUPPLIES & MATERIALS	69,173.50	52,060.48
				31XX-EQUIPMENT	17,279.02	9,741.91
3215EM Total					109,536.32	72,741.60
3216EM	TEXAS	KATRINA	BANK ONE DBA JPMORGAN CHASE BANK	26XX-SUPPLIES & MATERIALS		
			CITIBANK	21XX-TRAVEL OF PEOPLE	15,561.27	15,561.27
			US BANK	22XX-TRANSPORT OF THINGS	10,000.00	1,950.60
				23XX-RENT, COMM, UTILITIES	8,787.50	4,546.11
				24XX-PRINT & REPRO	31,554.44	23,596.04
				25XX-OTHER SERVICES	15,425.96	11,537.29
				26XX-SUPPLIES & MATERIALS	271,829.53	197,038.79
				31XX-EQUIPMENT	113,301.90	90,591.92
3216EM Total					466,460.60	344,822.02
3219EM	OKLAHOMA	KATRINA	US BANK	23XX-RENT, COMM, UTILITIES		
				24XX-PRINT & REPRO	755.65	755.65
				25XX-OTHER SERVICES		
				26XX-SUPPLIES & MATERIALS		
				31XX-EQUIPMENT		
3219EM Total					755.65	755.65
3221EM	WEST VIRGINIA	KATRINA	CITIBANK	21XX-TRAVEL OF PEOPLE	1,331.70	1,331.70
			US BANK	26XX-SUPPLIES & MATERIALS	94.45	94.45
3221EM Total					1,426.15	1,426.15

PROG CODE	STATE NAME	EVENT NAME	VENDOR ALPHA	PROGRAM NAME	OBLIGATIONS	EXPENDITURES
3223EM	UTAH	KATRINA	CITIBANK	21XX-TRAVEL OF PEOPLE	1,171.40	1,089.25
			US BANK	26XX-SUPPLIES & MATERIALS	4,000.00	
3223EM Total					5,171.40	1,089.25
3224EM	COLORADO	KATRINA	US BANK	26XX-SUPPLIES & MATERIALS	4,000.00	1,729.21
3224EM Total					4,000.00	1,729.21
3225EM	MICHIGAN	KATRINA	US BANK	26XX-SUPPLIES & MATERIALS	2,000.00	1,604.59
3225EM Total					2,000.00	1,604.59
3227EM	WASHINGTON	KATRINA	US BANK	26XX-SUPPLIES & MATERIALS	112.64	112.64
3227EM Total					112.64	112.64
3229EM	NEW MEXICO	KATRINA	US BANK	23XX-RENT, COMM, UTILITIES		
				24XX-PRINT & REPRO	36.64	36.64
				25XX-OTHER SERVICES		
				26XX-SUPPLIES & MATERIALS	115.74	15.74
				31XX-EQUIPMENT		
3229EM Total					152.38	52.38
3232EM	MISSOURI	KATRINA	US BANK	26XX-SUPPLIES & MATERIALS	5,000.00	4,328.05
3232EM Total					5,000.00	4,328.05
3234EM	SOUTH DAKOTA	KATRINA	CITIBANK	21XX-TRAVEL OF PEOPLE	677.25	
3234EM Total					677.25	
3247EM	NORTH DAKOTA	KATRINA	CITIBANK	21XX-TRAVEL OF PEOPLE	911.85	911.85
3247EM Total					911.85	911.85
3248EM	CALIFORNIA	KATRINA	CITIBANK	21XX-TRAVEL OF PEOPLE	335.68	335.68
3248EM Total					335.68	335.68
3252EM	MASSACHUSETTS	KATRINA	CITIBANK	21XX-TRAVEL OF PEOPLE	3,271.00	3,271.00
3252EM Total					3,271.00	3,271.00
3253EM	MONTANA	KATRINA	CITIBANK	21XX-TRAVEL OF PEOPLE	3,160.92	2,796.55
3253EM Total					3,160.92	2,796.55
3261EM	TEXAS	RITA	BANK ONE DBA JPMORGAN CHASE BANK	26XX-SUPPLIES & MATERIALS	1,500.00	1,500.00
			US BANK	23XX-RENT, COMM, UTILITIES	50,000.00	4,733.42
				24XX-PRINT & REPRO	20,000.00	20,000.00
				25XX-OTHER SERVICES	50,000.00	(3,807.21)
				26XX-SUPPLIES & MATERIALS	135,500.00	22,851.20
				31XX-EQUIPMENT	90,000.00	38,375.82
3261EM Total					347,000.00	83,653.23
Grand Total					142,955,361.90	94,333,134.18

NAME OF CARD	PURPOSE/USES
BANK ONE DBA JPMORGAN CHASE BANK	Fleetcard for fuel, oil, etc for government vehicles
CITIBANK	Centrally billed travel
US BANK	FEMA Purchase card

* Does not include Individually Billed Travel (IBT) Credit Cards that are issued to FEMA Travelers

Agencies Reporting Credit Card Costs and Purchases

October 4, 2006

DHS AGENCIES	DATE REPORT RECEIVED	OBLIGATIONS	EXPENDITURES
BTS			
CBP			
FLETC	10/31/2005	180,246.86	156,339.74
IAIP			
ICE	9/12/2006	958,125.29	825,375.09
NCS			
OCFO	10/25/2005	7.88	7.88
OSLGCP			
S&T	1/10/2006	100,000.00	0.00
TSA	11/1/2005	0.00	458,317.69
USCG			
USCIS	11/8/2005	0.00	0.00
USSS	11/22/2005	0.00	0.00
TOTAL		\$ 1,238,380.03	\$ 1,440,040.40

Zeros indicate the agency reported that it had no obligations and/or expenditures as of the date indicated. Blanks indicate the agency did not submit a report.

**Other Federal Agencies Reporting Credit Card
Costs And Purchases
October 4, 2006**

OTHER FEDERAL AGENCIES	DATE REPORT RECEIVED	OBLIGATIONS	EXPENDITURES
AID	9/12/2006	743.00	743.00
ARC			
CDC			
CNCS			
COE	9/8/2006	2,880,433.60	4,757,096.00
DHUD	9/8/2006	90,168.00	89,643.00
DOC			
DOD			
DOE			
DOED			
DOI	9/11/2006	9,226,033.46	3,481,343.96
DOL	5/8/2006	395,123.52	368,034.75
DOS	12/7/2005	0.00	0.00
DOT			
EEOC	1/17/2006	0.00	14,394.00
EPA	1/16/2006		999,845.66
FAA			
FCC			
FCSIC			
FMSHRC	11/1/2005	0.00	0.00
GSA	9/11/2006	342,937.82	341,686.12
HHS			
MSPB			
NARA	11/8/2005	5,024.36	481.65
NASA			
NCPC			
NCUA			

OTHER FEDERAL AGENCIES	DATE REPORT RECEIVED	OBLIGATIONS	EXPENDITURES
NGA			
NLRB	12/20/2005	0.00	13,863.60
NOAA			
NRC	1/6/2006	0.00	0.00
NSF	11/4/2005	0.00	0.00
OPM			
OSHA	9/1/2006	201,800.45	201,800.45
RRB	11/7/2005	0.00	0.00
SBA	1/4/2006	0.00	0.00
SEC			
SSA			
TREAS			
TVA	11/10/2005		0.00
USDA	5/12/2006	470,124.04	25,306,979.96
USDJ	7/11/2006	0.00	1,131,714.65
USPC			
USPHS	11/14/2005	0.00	0.00
USPS			
VA	2/1/2006	802,971.76	802,971.76
TOTAL		\$14,415,360.01	\$37,510,598.56

Only Other Federal Agencies reporting data or zeros are included in this report. Zeros indicate the agency reported that it had no obligations and/or expenditures as of the date indicated. Blanks indicate the agency did not submit a report.

FINANCIAL INFORMATION TOOL
FOR HURRICANE KATRINA, RITA, & WILMA DECLARATIONS ONLY

AS OF 10-04-2006

PROGRAM AREA	ALLOCATIONS	OBLIGATIONS	EXPENDITURES
1-HUMAN SERVICES	15,485,799,709	15,400,183,709	13,518,365,513
2-INFRASTRUCTURE	9,281,232,669	9,238,256,721	4,663,743,846
3-MITIGATION	95,067,305	95,067,305	15,224,605
4-OPERATIONS	5,524,952,156	5,524,452,156	1,831,148,448
5-ADMINISTRATION	7,134,393,924	7,104,536,234	3,907,452,897
Grand Total	37,521,445,763	37,362,496,125	23,935,935,309

FINANCIAL INFORMATION TOOL
FOR HURRICANE KATRINA, RITA, & WILMA DECLARATIONS ONLY

AS OF 10-04-2006

PROGRAM AREA	PROGRAM NAME	ALLOCATIONS	OBLIGATIONS	EXPENDITURES
1-HUMAN SERVICES	2503-UNEMPLOYMENT	437,778,945	437,778,945	437,765,602
	2504-CRISIS COUNSELING-NIMH	55,637,895	55,137,895	54,837,895
	2576-LEGAL SERVICES	320,610	320,610	132,267
	2592-INSPECTIONS	395,316,104	395,316,104	252,296,874
	4149-OTHER NEEDS ASSISTANCE	2,076,368,344	2,067,468,344	2,052,763,383
	414X-HOUSING ASSISTANCE	5,200,386,189	5,190,810,189	5,170,006,719
	4152-CRISIS COUNSELING-SCC	44,190,853	44,190,853	26,584,298
	4154-OTHER NEEDS ASSISTANCE	72,380,000	71,880,000	70,746,702
	IMMEDIATE NEEDS ASSISTANCE	277,910	277,910	
	MANUFACTURED HOUSING	7,203,142,859	7,137,002,859	5,453,231,773
1-HUMAN SERVICES Total		15,485,799,709	15,400,183,709	13,518,365,513
2-INFRASTRUCTURE	2594-INSPECTIONS	1,276,854,609	1,276,074,609	385,292,044
	416X-PUBLIC ASSISTANCE	8,004,378,060	7,962,182,112	4,278,451,803
2-INFRASTRUCTURE Total		9,281,232,669	9,238,256,721	4,663,743,846
3-MITIGATION	2593-INSPECTIONS	40,304,879	40,304,879	13,201,668
	4173-HAZARD MITIGATION	54,762,426	54,762,426	2,022,938
3-MITIGATION Total		95,067,305	95,067,305	15,224,605
4-OPERATIONS	2507-MISSIONS-TA	26,137,256	26,137,256	4,359,955
	2508-MISSIONS-DFA	5,498,814,900	5,498,314,900	1,826,788,492
4-OPERATIONS Total		5,524,952,156	5,524,452,156	1,831,148,448
5-ADMINISTRATION	11XX-SALARIES & BENEFITS	544,311,160	533,371,070	533,371,070
	21XX-TRAVEL	275,421,000	274,000,129	255,790,420
	22XX-TRANSPORTION	56,570,517	56,259,517	42,695,557
	23XX-RENT, COMM, UTILITIES	312,345,900	311,368,400	241,816,958
	24XX-PRINT & REPRO	6,417,462	6,324,962	2,854,705
	2501-MISSIONS-FOS	2,703,798,776	2,702,081,576	768,911,647
	25XX-OTHER SERVICES	2,252,030,710	2,242,384,321	1,364,404,942
	26XX-SUPPLIES & MATERIALS	652,755,533	651,861,393	453,964,557
	31XX-EQUIPMENT	215,614,632	213,656,632	187,843,522
	32XX-LAND & STRUCTURES	9,788,745	9,788,745	9,140,442
4101-URBAN SEARCH & RESCUE	105,339,490	103,439,490	46,659,078	
5-ADMINISTRATION Total		7,134,393,924	7,104,536,234	3,907,452,897
Grand Total		37,521,445,763	37,362,496,125	23,935,935,309

FINANCIAL INFORMATION TOOL
FOR HURRICANE KATRINA, RITA, & WILMA DECLARATIONS ONLY

AS OF 10-04-2006

PROG CODE	STATE NAME	EVENT NAME	DECLARED	ALLOCATIONS	OBLIGATIONS	EXPENDITURES
1602DR	FLORIDA	KATRINA	8/28/2005	196,131,651	191,131,651	139,322,858
1603DR	LOUISIANA	KATRINA	8/29/2005	20,077,361,687	20,005,724,187	12,999,927,939
1604DR	MISSISSIPPI	KATRINA	8/29/2005	9,214,374,767	9,177,074,028	5,280,806,938
1605DR	ALABAMA	KATRINA	8/29/2005	1,137,221,807	1,123,770,029	850,213,005
1606DR	TEXAS	RITA	9/24/2005	2,038,676,511	2,028,513,940	1,486,387,005
1607DR	LOUISIANA	RITA	9/24/2005	1,759,928,735	1,759,018,235	1,077,104,261
1609DR	FLORIDA	WILMA	10/24/2005	2,156,314,524	2,141,610,815	1,404,868,330
3212EM	LOUISIANA	KATRINA	8/27/2005	3,508,058	3,508,058	763,194
3213EM	MISSISSIPPI	KATRINA	8/28/2005	2,640,285	2,640,285	167,256
3214EM	ALABAMA	KATRINA	8/28/2005	84,454	84,454	46,672
3215EM	ARKANSAS	KATRINA	9/2/2005	54,202,963	54,202,963	48,321,603
3216EM	TEXAS	KATRINA	9/2/2005	610,931,243	605,554,443	512,917,305
3217EM	TENNESSEE	KATRINA	9/5/2005	33,338,148	33,338,148	31,247,069
3218EM	GEORGIA	KATRINA	9/5/2005	17,084,640	17,084,640	10,165,617
3219EM	OKLAHOMA	KATRINA	9/5/2005	12,750,611	12,750,611	12,025,213
3220EM	FLORIDA	KATRINA	9/5/2005	7,848,091	7,848,091	2,358,759
3221EM	WEST VIRGINIA	KATRINA	9/5/2005	886,148	886,148	869,821
3222EM	NORTH CAROLINA	KATRINA	9/5/2005	1,993,171	1,993,171	1,563,748
3223EM	UTAH	KATRINA	9/5/2005	2,005,050	1,994,700	1,478,424
3224EM	COLORADO	KATRINA	9/5/2005	14,364,958	14,222,458	14,177,506
3225EM	MICHIGAN	KATRINA	9/7/2005	2,281,980	2,281,980	2,064,641
3226EM	DISTRICT OF COLUMBIA	KATRINA	9/7/2005	1,890,551	1,890,551	482,724
3227EM	WASHINGTON	KATRINA	9/7/2005	3,556,338	3,543,988	1,101,983
3228EM	OREGON	KATRINA	9/7/2005	2,144,866	2,144,866	764,233
3229EM	NEW MEXICO	KATRINA	9/7/2005	1,696,644	1,696,644	502,437
3230EM	ILLINOIS	KATRINA	9/7/2005	2,577,241	2,577,241	2,349,805
3231EM	KENTUCKY	KATRINA	9/10/2005	4,139,533	4,139,533	1,677,338
3232EM	MISSOURI	KATRINA	9/10/2005	2,751,686	2,674,406	1,209,769
3233EM	SOUTH CAROLINA	KATRINA	9/10/2005	3,955,672	3,955,672	3,774,330
3234EM	SOUTH DAKOTA	KATRINA	9/10/2005	274,117	274,117	221,684
3235EM	PENNSYLVANIA	KATRINA	9/10/2005	4,297,034	4,297,034	2,360,361
3236EM	KANSAS	KATRINA	9/10/2005	163,419	163,419	154,284
3237EM	ALABAMA	KATRINA	9/10/2005	3,806,581	3,806,581	2,760,714
3238EM	INDIANA	KATRINA	9/10/2005	2,402,248	2,402,248	49,904
3239EM	IOWA	KATRINA	9/10/2005	249,882	249,882	221,289

PROG CODE	STATE NAME	EVENT NAME	DECLARED	ALLOCATIONS	OBLIGATIONS	EXPENDITURES
3240EM	VIRGINIA	KATRINA	9/12/2005	565,768	565,768	535,202
3241EM	ARIZONA	KATRINA	9/12/2005	7,596,122	7,559,462	5,550,301
3242EM	MINNESOTA	KATRINA	9/13/2005	2,875,484	2,875,484	1,893,902
3243EM	NEVADA	KATRINA	9/13/2005	1,052,001	1,015,341	836,472
3244EM	IDAHO	KATRINA	9/13/2005	653,991	653,991	221,896
3245EM	NEBRASKA	KATRINA	9/13/2005	296,750	296,750	135,248
3246EM	CONNECTICUT	KATRINA	9/13/2005	721,642	721,642	23,725
3247EM	NORTH DAKOTA	KATRINA	9/13/2005	57,069	57,069	27,307
3248EM	CALIFORNIA	KATRINA	9/13/2005	776,435	721,445	713,951
3249EM	WISCONSIN	KATRINA	9/13/2005	922,475	922,475	875,056
3250EM	OHIO	KATRINA	9/13/2005	2,500,836	2,500,836	1,892,189
3251EM	MARYLAND	KATRINA	9/13/2005	1,649,442	1,649,442	1,437,755
3252EM	MASSACHUSETTS	KATRINA	9/13/2005	6,337,264	6,337,264	6,263,089
3253EM	MONTANA	KATRINA	9/13/2005	435,686	435,686	153,074
3255EM	RHODE ISLAND	KATRINA	9/19/2005	1,190,929	1,155,679	945,557
3256EM	MAINE	KATRINA	9/19/2005	57,276	57,276	51,570
3257EM	NEW JERSEY	KATRINA	9/19/2005	189,258	189,258	185,283
3258EM	NEW HAMPSHIRE	KATRINA	9/19/2005	15,887	15,887	10,513
3259EM	FLORIDA	RITA	9/20/2005	10,225,700	10,225,700	5,299,889
3260EM	LOUISIANA	RITA	9/21/2005	275,000	275,000	
3261EM	TEXAS	RITA	9/21/2005	103,160,211	103,160,211	12,550,560
3262EM	NEW YORK	KATRINA	9/30/2005	1,954,514	1,954,514	1,808,888
3263EM	DELAWARE	KATRINA	9/30/2005	100,729	100,729	95,862
Grand Total				37,521,445,763	37,362,496,125	23,935,935,309

FINANCIAL INFORMATION TOOL
FOR HURRICANE KATRINA, RITA, & WILMA DECLARATIONS ONLY

AS OF 10-04-2006

EVENT NAME	STATE NAME	PROG CODE	DECLARED	ALLOCATIONS	OBLIGATIONS	EXPENDITURES
KATRINA	ALABAMA	1605DR	8/29/2005	1,137,221,807	1,123,770,029	850,213,005
		3214EM	8/28/2005	84,454	84,454	46,672
		3237EM	9/10/2005	3,806,581	3,806,581	2,760,714
	ARIZONA	3241EM	9/12/2005	7,596,122	7,559,462	5,550,301
	ARKANSAS	3215EM	9/2/2005	54,202,963	54,202,963	48,321,603
	CALIFORNIA	3248EM	9/13/2005	776,435	721,445	713,951
	COLORADO	3224EM	9/5/2005	14,364,958	14,222,458	14,177,506
	CONNECTICUT	3246EM	9/13/2005	721,642	721,642	23,725
	DELAWARE	3263EM	9/30/2005	100,729	100,729	95,862
	DISTRICT OF COLUMBIA	3226EM	9/7/2005	1,890,551	1,890,551	482,724
	FLORIDA	1602DR	8/28/2005	196,131,651	191,131,651	139,322,858
		3220EM	9/5/2005	7,848,091	7,848,091	2,358,759
	GEORGIA	3218EM	9/5/2005	17,084,640	17,084,640	10,165,617
	IDAHO	3244EM	9/13/2005	653,991	653,991	221,896
	ILLINOIS	3230EM	9/7/2005	2,577,241	2,577,241	2,349,805
	INDIANA	3238EM	9/10/2005	2,402,248	2,402,248	49,904
	IOWA	3239EM	9/10/2005	249,882	249,882	221,289
	KANSAS	3236EM	9/10/2005	163,419	163,419	154,284
	KENTUCKY	3231EM	9/10/2005	4,139,533	4,139,533	1,677,338
	LOUISIANA	1603DR	8/29/2005	20,077,361,687	20,005,724,187	12,999,927,939
		3212EM	8/27/2005	3,508,058	3,508,058	763,194
	MAINE	3256EM	9/19/2005	57,276	57,276	51,570
	MARYLAND	3251EM	9/13/2005	1,649,442	1,649,442	1,437,755
	MASSACHUSETTS	3252EM	9/13/2005	6,337,264	6,337,264	6,263,089
	MICHIGAN	3225EM	9/7/2005	2,281,980	2,281,980	2,064,641
	MINNESOTA	3242EM	9/13/2005	2,875,484	2,875,484	1,893,902
	MISSISSIPPI	1604DR	8/29/2005	9,214,374,767	9,177,074,028	5,280,806,938
		3213EM	8/28/2005	2,640,285	2,640,285	167,256
	MISSOURI	3232EM	9/10/2005	2,751,686	2,674,406	1,209,769
	MONTANA	3253EM	9/13/2005	435,686	435,686	153,074
	NEBRASKA	3245EM	9/13/2005	296,750	296,750	135,248
	NEVADA	3243EM	9/13/2005	1,052,001	1,015,341	836,472
	NEW HAMPSHIRE	3258EM	9/19/2005	15,887	15,887	10,513
	NEW JERSEY	3257EM	9/19/2005	189,258	189,258	185,283
	NEW MEXICO	3229EM	9/7/2005	1,696,644	1,696,644	502,437
	NEW YORK	3262EM	9/30/2005	1,954,514	1,954,514	1,808,888
	NORTH CAROLINA	3222EM	9/5/2005	1,993,171	1,993,171	1,563,748
	NORTH DAKOTA	3247EM	9/13/2005	57,069	57,069	27,307
	OHIO	3250EM	9/13/2005	2,500,836	2,500,836	1,892,189
	OKLAHOMA	3219EM	9/5/2005	12,750,611	12,750,611	12,025,213
	OREGON	3228EM	9/7/2005	2,144,866	2,144,866	764,233
	PENNSYLVANIA	3235EM	9/10/2005	4,297,034	4,297,034	2,360,361

EVENT NAME	STATE NAME	PROG CODE	DECLARED	ALLOCATIONS	OBLIGATIONS	EXPENDITURES
	RHODE ISLAND	3255EM	9/19/2005	1,190,929	1,155,679	945,557
	SOUTH CAROLINA	3233EM	9/10/2005	3,955,672	3,955,672	3,774,330
	SOUTH DAKOTA	3234EM	9/10/2005	274,117	274,117	221,684
	TENNESSEE	3217EM	9/5/2005	33,338,148	33,338,148	31,247,069
	TEXAS	3216EM	9/2/2005	610,931,243	605,554,443	512,917,305
	UTAH	3223EM	9/5/2005	2,005,050	1,994,700	1,478,424
	VIRGINIA	3240EM	9/12/2005	565,768	565,768	535,202
	WASHINGTON	3227EM	9/7/2005	3,556,338	3,543,988	1,101,983
	WEST VIRGINIA	3221EM	9/5/2005	886,148	886,148	869,821
	WISCONSIN	3249EM	9/13/2005	922,475	922,475	875,056
KATRINA Total				31,452,865,082	31,319,692,225	19,949,725,264
RITA	FLORIDA	3259EM	9/20/2005	10,225,700	10,225,700	5,299,889
	LOUISIANA	1607DR	9/24/2005	1,759,928,735	1,759,018,235	1,077,104,261
		3260EM	9/21/2005	275,000	275,000	
	TEXAS	1606DR	9/24/2005	2,038,676,511	2,028,513,940	1,486,387,005
		3261EM	9/21/2005	103,160,211	103,160,211	12,550,560
RITA Total				3,912,266,157	3,901,193,086	2,581,341,716
WILMA	FLORIDA	1609DR	10/24/2005	2,156,314,524	2,141,610,815	1,404,868,330
WILMA Total				2,156,314,524	2,141,610,815	1,404,868,330
Grand Total				37,521,445,763	37,362,496,125	23,935,935,309

FINANCIAL INFORMATION TOOL
FOR HURRICANE KATRINA, RITA, & WILMA DECLARATIONS ONLY

AS OF 10-04-2006

STATE NAME	EVENT NAME	PROG CODE	DECLARED	ALLOCATIONS	OBLIGATIONS	EXPENDITURES
ALABAMA	KATRINA	1605DR	8/29/2005	1,137,221,807	1,123,770,029	850,213,005
		3214EM	8/28/2005	84,454	84,454	46,672
		3237EM	9/10/2005	3,806,581	3,806,581	2,760,714
ALABAMA Total				1,141,112,842	1,127,661,064	853,020,392
ARIZONA	KATRINA	3241EM	9/12/2005	7,596,122	7,559,462	5,550,301
ARIZONA Total				7,596,122	7,559,462	5,550,301
ARKANSAS	KATRINA	3215EM	9/2/2005	54,202,963	54,202,963	48,321,603
ARKANSAS Total				54,202,963	54,202,963	48,321,603
CALIFORNIA	KATRINA	3248EM	9/13/2005	776,435	721,445	713,951
CALIFORNIA Total				776,435	721,445	713,951
COLORADO	KATRINA	3224EM	9/5/2005	14,364,958	14,222,458	14,177,506
COLORADO Total				14,364,958	14,222,458	14,177,506
CONNECTICUT	KATRINA	3246EM	9/13/2005	721,642	721,642	23,725
CONNECTICUT Total				721,642	721,642	23,725
DELAWARE	KATRINA	3263EM	9/30/2005	100,729	100,729	95,862
DELAWARE Total				100,729	100,729	95,862
DISTRICT OF COLUMBIA	KATRINA	3226EM	9/7/2005	1,890,551	1,890,551	482,724
DISTRICT OF COLUMBIA Total				1,890,551	1,890,551	482,724
FLORIDA	KATRINA	1602DR	8/28/2005	196,131,651	191,131,651	139,322,858
		3220EM	9/5/2005	7,848,091	7,848,091	2,358,759
	RITA	3259EM	9/20/2005	10,225,700	10,225,700	5,299,889
	WILMA	1609DR	10/24/2005	2,156,314,524	2,141,610,815	1,404,868,330
FLORIDA Total				2,370,519,967	2,350,816,257	1,551,849,836
GEORGIA	KATRINA	3218EM	9/5/2005	17,084,640	17,084,640	10,165,617
GEORGIA Total				17,084,640	17,084,640	10,165,617
IDAHO	KATRINA	3244EM	9/13/2005	653,991	653,991	221,896
IDAHO Total				653,991	653,991	221,896
ILLINOIS	KATRINA	3230EM	9/7/2005	2,577,241	2,577,241	2,349,805
ILLINOIS Total				2,577,241	2,577,241	2,349,805
INDIANA	KATRINA	3238EM	9/10/2005	2,402,248	2,402,248	49,904
INDIANA Total				2,402,248	2,402,248	49,904
IOWA	KATRINA	3239EM	9/10/2005	249,882	249,882	221,289
IOWA Total				249,882	249,882	221,289
KANSAS	KATRINA	3236EM	9/10/2005	163,419	163,419	154,284
KANSAS Total				163,419	163,419	154,284
KENTUCKY	KATRINA	3231EM	9/10/2005	4,139,533	4,139,533	1,677,338
KENTUCKY Total				4,139,533	4,139,533	1,677,338
LOUISIANA	KATRINA	1603DR	8/29/2005	20,077,361,687	20,005,724,187	12,999,927,939
		3212EM	8/27/2005	3,508,058	3,508,058	763,194
	RITA	1607DR	9/24/2005	1,759,928,735	1,759,018,235	1,077,104,261
	3260EM	9/21/2005	275,000	275,000		

STATE NAME	EVENT NAME	PROG CODE	DECLARED	ALLOCATIONS	OBLIGATIONS	EXPENDITURES
LOUISIANA Total				21,841,073,481	21,768,525,481	14,077,795,395
MAINE	KATRINA	3256EM	9/19/2005	57,276	57,276	51,570
MAINE Total				57,276	57,276	51,570
MARYLAND	KATRINA	3251EM	9/13/2005	1,649,442	1,649,442	1,437,755
MARYLAND Total				1,649,442	1,649,442	1,437,755
MASSACHUSETTS	KATRINA	3252EM	9/13/2005	6,337,264	6,337,264	6,263,089
MASSACHUSETTS Total				6,337,264	6,337,264	6,263,089
MICHIGAN	KATRINA	3225EM	9/7/2005	2,281,980	2,281,980	2,064,641
MICHIGAN Total				2,281,980	2,281,980	2,064,641
MINNESOTA	KATRINA	3242EM	9/13/2005	2,875,484	2,875,484	1,893,902
MINNESOTA Total				2,875,484	2,875,484	1,893,902
MISSISSIPPI	KATRINA	1604DR	8/29/2005	9,214,374,767	9,177,074,028	5,280,806,938
		3213EM	8/28/2005	2,640,285	2,640,285	167,256
MISSISSIPPI Total				9,217,015,052	9,179,714,313	5,280,974,194
MISSOURI	KATRINA	3232EM	9/10/2005	2,751,686	2,674,406	1,209,769
MISSOURI Total				2,751,686	2,674,406	1,209,769
MONTANA	KATRINA	3253EM	9/13/2005	435,686	435,686	153,074
MONTANA Total				435,686	435,686	153,074
NEBRASKA	KATRINA	3245EM	9/13/2005	296,750	296,750	135,248
NEBRASKA Total				296,750	296,750	135,248
NEVADA	KATRINA	3243EM	9/13/2005	1,052,001	1,015,341	836,472
NEVADA Total				1,052,001	1,015,341	836,472
NEW HAMPSHIRE	KATRINA	3258EM	9/19/2005	15,887	15,887	10,513
NEW HAMPSHIRE Total				15,887	15,887	10,513
NEW JERSEY	KATRINA	3257EM	9/19/2005	189,258	189,258	185,283
NEW JERSEY Total				189,258	189,258	185,283
NEW MEXICO	KATRINA	3229EM	9/7/2005	1,696,644	1,696,644	502,437
NEW MEXICO Total				1,696,644	1,696,644	502,437
NEW YORK	KATRINA	3262EM	9/30/2005	1,954,514	1,954,514	1,808,888
NEW YORK Total				1,954,514	1,954,514	1,808,888
NORTH CAROLINA	KATRINA	3222EM	9/5/2005	1,993,171	1,993,171	1,563,748
NORTH CAROLINA Total				1,993,171	1,993,171	1,563,748
NORTH DAKOTA	KATRINA	3247EM	9/13/2005	57,069	57,069	27,307
NORTH DAKOTA Total				57,069	57,069	27,307
OHIO	KATRINA	3250EM	9/13/2005	2,500,836	2,500,836	1,892,189
OHIO Total				2,500,836	2,500,836	1,892,189
OKLAHOMA	KATRINA	3219EM	9/5/2005	12,750,611	12,750,611	12,025,213
OKLAHOMA Total				12,750,611	12,750,611	12,025,213
OREGON	KATRINA	3228EM	9/7/2005	2,144,866	2,144,866	764,233
OREGON Total				2,144,866	2,144,866	764,233
PENNSYLVANIA	KATRINA	3235EM	9/10/2005	4,297,034	4,297,034	2,360,361
PENNSYLVANIA Total				4,297,034	4,297,034	2,360,361
RHODE ISLAND	KATRINA	3255EM	9/19/2005	1,190,929	1,155,679	945,557
RHODE ISLAND Total				1,190,929	1,155,679	945,557
SOUTH CAROLINA	KATRINA	3233EM	9/10/2005	3,955,672	3,955,672	3,774,330
SOUTH CAROLINA Total				3,955,672	3,955,672	3,774,330
SOUTH DAKOTA	KATRINA	3234EM	9/10/2005	274,117	274,117	221,684

STATE NAME	EVENT NAME	PROG CODE	DECLARED	ALLOCATIONS	OBLIGATIONS	EXPENDITURES
SOUTH DAKOTA Total				274,117	274,117	221,684
TENNESSEE	KATRINA	3217EM	9/5/2005	33,338,148	33,338,148	31,247,069
TENNESSEE Total				33,338,148	33,338,148	31,247,069
TEXAS	KATRINA	3216EM	9/2/2005	610,931,243	605,554,443	512,917,305
	RITA	1606DR	9/24/2005	2,038,676,511	2,028,513,940	1,486,387,005
		3261EM	9/21/2005	103,160,211	103,160,211	12,550,560
TEXAS Total				2,752,767,964	2,737,228,593	2,011,854,870
UTAH	KATRINA	3223EM	9/5/2005	2,005,050	1,994,700	1,478,424
UTAH Total				2,005,050	1,994,700	1,478,424
VIRGINIA	KATRINA	3240EM	9/12/2005	565,768	565,768	535,202
VIRGINIA Total				565,768	565,768	535,202
WASHINGTON	KATRINA	3227EM	9/7/2005	3,556,338	3,543,988	1,101,983
WASHINGTON Total				3,556,338	3,543,988	1,101,983
WEST VIRGINIA	KATRINA	3221EM	9/5/2005	886,148	886,148	869,821
WEST VIRGINIA Total				886,148	886,148	869,821
WISCONSIN	KATRINA	3249EM	9/13/2005	922,475	922,475	875,056
WISCONSIN Total				922,475	922,475	875,056
Grand Total				37,521,445,763	37,362,496,125	23,935,935,309

FINANCIAL INFORMATION TOOL
FOR HURRICANE KATRINA, RITA, & WILMA DECLARATIONS ONLY

AS OF 10-04-2006

PROG CODE	STATE NAME	EVENT NAME	DECLARED	PROGRAM AREA	ALLOCATIONS	OBLIGATIONS	EXPENDITURES
1602DR	FLORIDA	KATRINA	8/28/2005	2-INFRASTRUCTURE	168,677,007	163,677,007	125,503,091
				4-OPERATIONS	10,000	10,000	
				5-ADMINISTRATION	27,444,644	27,444,644	13,819,767
1602DR Total					196,131,651	191,131,651	139,322,858
1603DR	LOUISIANA	KATRINA	8/29/2005	1-HUMAN SERVICES	10,027,575,908	9,968,145,908	8,642,585,179
				2-INFRASTRUCTURE	4,274,454,991	4,274,454,991	1,682,938,938
				3-MITIGATION	14,117,428	14,117,428	5,289,170
				4-OPERATIONS	2,924,524,398	2,924,524,398	979,418,222
				5-ADMINISTRATION	2,836,688,961	2,824,481,461	1,689,696,430
1603DR Total					20,077,361,687	20,005,724,187	12,999,927,939
1604DR	MISSISSIPPI	KATRINA	8/29/2005	1-HUMAN SERVICES	2,977,498,987	2,967,598,987	2,586,262,556
				2-INFRASTRUCTURE	2,067,613,226	2,045,848,487	899,891,484
				3-MITIGATION	27,030,681	27,030,681	4,804,688
				4-OPERATIONS	1,494,219,909	1,494,219,909	349,177,040
				5-ADMINISTRATION	2,648,011,964	2,642,375,964	1,440,671,172
1604DR Total					9,214,374,767	9,177,074,028	5,280,806,938
1605DR	ALABAMA	KATRINA	8/29/2005	1-HUMAN SERVICES	646,667,763	640,567,763	582,517,778
				2-INFRASTRUCTURE	99,193,265	99,193,265	76,453,394
				3-MITIGATION	9,249,131	9,249,131	1,429,834
				4-OPERATIONS	171,950,000	171,450,000	57,722,186
				5-ADMINISTRATION	210,161,648	203,309,870	132,089,814
1605DR Total					1,137,221,807	1,123,770,029	850,213,005
1606DR	TEXAS	RITA	9/24/2005	1-HUMAN SERVICES	814,724,583	811,709,583	739,328,323
				2-INFRASTRUCTURE	381,597,276	378,057,276	274,019,536
				3-MITIGATION	38,696,949	38,696,949	919,574
				4-OPERATIONS	237,501,600	237,501,600	177,091,612
				5-ADMINISTRATION	566,156,103	562,548,532	295,027,961
1606DR Total					2,038,676,511	2,028,513,940	1,486,387,005
1607DR	LOUISIANA	RITA	9/24/2005	1-HUMAN SERVICES	572,922,286	572,569,286	550,771,218
				2-INFRASTRUCTURE	374,145,228	374,145,228	190,640,161
				3-MITIGATION	5,018,487	5,018,487	2,340,408
				4-OPERATIONS	417,886,000	417,886,000	147,661,710
				5-ADMINISTRATION	389,956,733	389,399,233	185,690,764
1607DR Total					1,759,928,735	1,759,018,235	1,077,104,261
1609DR	FLORIDA	WILMA	10/24/2005	1-HUMAN SERVICES	446,410,181	439,592,181	416,900,458
				2-INFRASTRUCTURE	1,148,913,358	1,141,482,148	748,397,913
				3-MITIGATION	954,629	954,629	440,933
				4-OPERATIONS	233,938,384	233,938,384	115,906,854
				5-ADMINISTRATION	326,097,973	325,643,473	123,222,172
1609DR Total					2,156,314,524	2,141,610,815	1,404,868,330
3212EM	LOUISIANA	KATRINA	8/27/2005	2-INFRASTRUCTURE			
				4-OPERATIONS	1,500,000	1,500,000	2,096
				5-ADMINISTRATION	2,008,058	2,008,058	761,098
3212EM Total					3,508,058	3,508,058	763,194
3213EM	MISSISSIPPI	KATRINA	8/28/2005	2-INFRASTRUCTURE			
				4-OPERATIONS			
				5-ADMINISTRATION	2,640,285	2,640,285	167,256
3213EM Total					2,640,285	2,640,285	167,256

PROG CODE	STATE NAME	EVENT NAME	DECLARED	PROGRAM AREA	ALLOCATIONS	OBLIGATIONS	EXPENDITURES
3214EM	ALABAMA	KATRINA	8/28/2005	2-INFRASTRUCTURE 4-OPERATIONS 5-ADMINISTRATION			
					84,454	84,454	46,672
3214EM Total					84,454	84,454	46,672
3215EM	ARKANSAS	KATRINA	9/2/2005	2-INFRASTRUCTURE 4-OPERATIONS 5-ADMINISTRATION	46,325,886	46,325,886	44,633,896
					3,500,000	3,500,000	
					4,377,077	4,377,077	3,687,706
3215EM Total					54,202,963	54,202,963	48,321,603
3216EM	TEXAS	KATRINA	9/2/2005	2-INFRASTRUCTURE 4-OPERATIONS 5-ADMINISTRATION	558,316,943	553,076,943	498,946,624
					33,806,865	33,806,865	4,168,728
					18,807,434	18,670,634	9,801,953
3216EM Total					610,931,243	605,554,443	512,917,305
3217EM	TENNESSEE	KATRINA	9/5/2005	2-INFRASTRUCTURE 4-OPERATIONS 5-ADMINISTRATION	33,249,785	33,249,785	31,165,707
					5,000	5,000	
					83,363	83,363	81,363
3217EM Total					33,338,148	33,338,148	31,247,069
3218EM	GEORGIA	KATRINA	9/5/2005	2-INFRASTRUCTURE 5-ADMINISTRATION	17,031,873	17,031,873	10,164,850
					52,767	52,767	767
3218EM Total					17,084,640	17,084,640	10,165,617
3219EM	OKLAHOMA	KATRINA	9/5/2005	2-INFRASTRUCTURE 5-ADMINISTRATION	12,588,673	12,588,673	11,875,879
					161,938	161,938	149,334
3219EM Total					12,750,611	12,750,611	12,025,213
3220EM	FLORIDA	KATRINA	9/5/2005	2-INFRASTRUCTURE 5-ADMINISTRATION	7,845,819	7,845,819	2,356,487
					2,272	2,272	2,272
3220EM Total					7,848,091	7,848,091	2,358,759
3221EM	WEST VIRGINIA	KATRINA	9/5/2005	2-INFRASTRUCTURE 5-ADMINISTRATION	782,658	782,658	766,331
					103,490	103,490	103,490
3221EM Total					886,148	886,148	869,821
3222EM	NORTH CAROLINA	KATRINA	9/5/2005	2-INFRASTRUCTURE 5-ADMINISTRATION	1,990,910	1,990,910	1,563,487
					2,261	2,261	261
3222EM Total					1,993,171	1,993,171	1,563,748
3223EM	UTAH	KATRINA	9/5/2005	2-INFRASTRUCTURE 4-OPERATIONS 5-ADMINISTRATION	1,927,275	1,927,275	1,418,087
					77,776	67,426	60,336
3223EM Total					2,005,050	1,994,700	1,478,424
3224EM	COLORADO	KATRINA	9/5/2005	2-INFRASTRUCTURE 4-OPERATIONS 5-ADMINISTRATION	13,534,963	13,534,963	13,500,827
					829,996	687,496	676,679
3224EM Total					14,364,958	14,222,458	14,177,506
3225EM	MICHIGAN	KATRINA	9/7/2005	2-INFRASTRUCTURE 5-ADMINISTRATION	1,836,248	1,836,248	1,656,612
					445,732	445,732	408,029
3225EM Total					2,281,980	2,281,980	2,064,641
3226EM	DISTRICT OF COLUMBIA	KATRINA	9/7/2005	2-INFRASTRUCTURE 5-ADMINISTRATION	1,836,498	1,836,498	428,671
					54,053	54,053	54,053
3226EM Total					1,890,551	1,890,551	482,724
3227EM	WASHINGTON	KATRINA	9/7/2005	2-INFRASTRUCTURE 5-ADMINISTRATION	3,122,177	3,122,177	698,822
					434,162	421,812	403,162
3227EM Total					3,556,338	3,543,988	1,101,983
3228EM	OREGON	KATRINA	9/7/2005	2-INFRASTRUCTURE 5-ADMINISTRATION	2,106,770	2,106,770	732,319
					38,096	38,096	31,915
3228EM Total					2,144,866	2,144,866	764,233
3229EM	NEW MEXICO	KATRINA	9/7/2005	2-INFRASTRUCTURE 5-ADMINISTRATION	1,626,513	1,626,513	436,075
					70,132	70,132	66,361
3229EM Total					1,696,644	1,696,644	502,437

PROG CODE	STATE NAME	EVENT NAME	DECLARED	PROGRAM AREA	ALLOCATIONS	OBLIGATIONS	EXPENDITURES
3230EM	ILLINOIS	KATRINA	9/7/2005	2-INFRASTRUCTURE	2,324,462	2,324,462	2,139,971
				5-ADMINISTRATION	252,779	252,779	209,834
3230EM Total					2,577,241	2,577,241	2,349,805
3231EM	KENTUCKY	KATRINA	9/10/2005	2-INFRASTRUCTURE	4,129,572	4,129,572	1,669,377
				5-ADMINISTRATION	9,961	9,961	7,961
3231EM Total					4,139,533	4,139,533	1,677,338
3232EM	MISSOURI	KATRINA	9/10/2005	2-INFRASTRUCTURE	1,970,264	1,970,264	518,400
				5-ADMINISTRATION	781,421	704,141	691,369
3232EM Total					2,751,686	2,674,406	1,209,769
3233EM	SOUTH CAROLINA	KATRINA	9/10/2005	2-INFRASTRUCTURE	3,913,582	3,913,582	3,734,241
				5-ADMINISTRATION	42,089	42,089	40,089
3233EM Total					3,955,672	3,955,672	3,774,330
3234EM	SOUTH DAKOTA	KATRINA	9/10/2005	2-INFRASTRUCTURE	262,031	262,031	211,332
				5-ADMINISTRATION	12,086	12,086	10,352
3234EM Total					274,117	274,117	221,684
3235EM	PENNSYLVANIA	KATRINA	9/10/2005	2-INFRASTRUCTURE	4,023,923	4,023,923	2,087,250
				5-ADMINISTRATION	273,111	273,111	273,111
3235EM Total					4,297,034	4,297,034	2,360,361
3236EM	KANSAS	KATRINA	9/10/2005	2-INFRASTRUCTURE	163,069	163,069	153,933
				5-ADMINISTRATION	351	351	351
3236EM Total					163,419	163,419	154,284
3237EM	ALABAMA	KATRINA	9/10/2005	2-INFRASTRUCTURE	2,806,581	2,806,581	2,760,714
				4-OPERATIONS	1,000,000	1,000,000	
				5-ADMINISTRATION			
3237EM Total					3,806,581	3,806,581	2,760,714
3238EM	INDIANA	KATRINA	9/10/2005	2-INFRASTRUCTURE	2,399,856	2,399,856	47,608
				5-ADMINISTRATION	2,392	2,392	2,297
3238EM Total					2,402,248	2,402,248	49,904
3239EM	IOWA	KATRINA	9/10/2005	2-INFRASTRUCTURE	244,243	244,243	215,650
				5-ADMINISTRATION	5,639	5,639	5,639
3239EM Total					249,882	249,882	221,289
3240EM	VIRGINIA	KATRINA	9/12/2005	2-INFRASTRUCTURE	454,246	454,246	423,680
				5-ADMINISTRATION	111,522	111,522	111,522
3240EM Total					565,768	565,768	535,202
3241EM	ARIZONA	KATRINA	9/12/2005	2-INFRASTRUCTURE	5,292,115	5,292,115	5,196,293
				5-ADMINISTRATION	2,304,007	2,267,347	354,008
3241EM Total					7,596,122	7,559,462	5,550,301
3242EM	MINNESOTA	KATRINA	9/13/2005	2-INFRASTRUCTURE	2,873,557	2,873,557	1,891,996
				5-ADMINISTRATION	1,927	1,927	1,905
3242EM Total					2,875,484	2,875,484	1,893,902
3243EM	NEVADA	KATRINA	9/13/2005	2-INFRASTRUCTURE	705,623	705,623	537,438
				5-ADMINISTRATION	346,378	309,718	299,034
3243EM Total					1,052,001	1,015,341	836,472
3244EM	IDAHO	KATRINA	9/13/2005	2-INFRASTRUCTURE	643,370	643,370	212,036
				5-ADMINISTRATION	10,621	10,621	9,860
3244EM Total					653,991	653,991	221,896
3245EM	NEBRASKA	KATRINA	9/13/2005	2-INFRASTRUCTURE	295,448	295,448	133,946
				5-ADMINISTRATION	1,302	1,302	1,302
3245EM Total					296,750	296,750	135,248
3246EM	CONNECTICUT	KATRINA	9/13/2005	2-INFRASTRUCTURE	684,199	684,199	
				5-ADMINISTRATION	37,443	37,443	23,725
3246EM Total					721,642	721,642	23,725
3247EM	NORTH DAKOTA	KATRINA	9/13/2005	2-INFRASTRUCTURE	23,747	23,747	
				5-ADMINISTRATION	33,322	33,322	27,307

PROG CODE	STATE NAME	EVENT NAME	DECLARED	PROGRAM AREA	ALLOCATIONS	OBLIGATIONS	EXPENDITURES
3247EM Total					57,069	57,069	27,307
3248EM	CALIFORNIA	KATRINA	9/13/2005	2-INFRASTRUCTURE	1,289	1,289	
				5-ADMINISTRATION	775,146	720,156	713,951
3248EM Total					776,435	721,445	713,951
3249EM	WISCONSIN	KATRINA	9/13/2005	2-INFRASTRUCTURE	921,249	921,249	873,831
				5-ADMINISTRATION	1,225	1,225	1,225
3249EM Total					922,475	922,475	875,056
3250EM	OHIO	KATRINA	9/13/2005	2-INFRASTRUCTURE	2,499,922	2,499,922	1,892,189
				5-ADMINISTRATION	914	914	
3250EM Total					2,500,836	2,500,836	1,892,189
3251EM	MARYLAND	KATRINA	9/13/2005	2-INFRASTRUCTURE	1,566,521	1,566,521	1,354,834
				5-ADMINISTRATION	82,921	82,921	82,921
3251EM Total					1,649,442	1,649,442	1,437,755
3252EM	MASSACHUSETTS	KATRINA	9/13/2005	2-INFRASTRUCTURE	5,855,581	5,855,581	5,789,542
				5-ADMINISTRATION	481,683	481,683	473,547
3252EM Total					6,337,264	6,337,264	6,263,089
3253EM	MONTANA	KATRINA	9/13/2005	2-INFRASTRUCTURE	397,372	397,372	117,847
				5-ADMINISTRATION	38,314	38,314	35,228
3253EM Total					435,686	435,686	153,074
3255EM	RHODE ISLAND	KATRINA	9/19/2005	2-INFRASTRUCTURE	1,131,503	1,131,503	927,088
				5-ADMINISTRATION	59,425	24,175	18,468
3255EM Total					1,190,929	1,155,679	945,557
3256EM	MAINE	KATRINA	9/19/2005	2-INFRASTRUCTURE	51,276	51,276	51,276
				5-ADMINISTRATION	6,000	6,000	294
3256EM Total					57,276	57,276	51,570
3257EM	NEW JERSEY	KATRINA	9/19/2005	2-INFRASTRUCTURE	120,026	120,026	116,692
				5-ADMINISTRATION	69,232	69,232	68,591
3257EM Total					189,258	189,258	185,283
3258EM	NEW HAMPSHIRE	KATRINA	9/19/2005	2-INFRASTRUCTURE	9,887	9,887	9,887
				5-ADMINISTRATION	6,000	6,000	626
3258EM Total					15,887	15,887	10,513
3259EM	FLORIDA	RITA	9/20/2005	2-INFRASTRUCTURE	8,934,900	8,934,900	5,216,645
				4-OPERATIONS	10,000	10,000	
				5-ADMINISTRATION	1,280,801	1,280,801	83,244
3259EM Total					10,225,700	10,225,700	5,299,889
3260EM	LOUISIANA	RITA	9/21/2005	2-INFRASTRUCTURE			
				4-OPERATIONS	100,000	100,000	
				5-ADMINISTRATION	175,000	175,000	
3260EM Total					275,000	275,000	
3261EM	TEXAS	RITA	9/21/2005	2-INFRASTRUCTURE	6,071,040	6,071,040	5,669,301
				4-OPERATIONS	5,000,000	5,000,000	
				5-ADMINISTRATION	92,089,171	92,089,171	6,881,260
3261EM Total					103,160,211	103,160,211	12,550,560
3262EM	NEW YORK	KATRINA	9/30/2005	2-INFRASTRUCTURE	1,644,588	1,644,588	1,506,239
				5-ADMINISTRATION	309,925	309,925	302,649
3262EM Total					1,954,514	1,954,514	1,808,888
3263EM	DELAWARE	KATRINA	9/30/2005	2-INFRASTRUCTURE	100,286	100,286	95,419
				5-ADMINISTRATION	443	443	443
3263EM Total					100,729	100,729	95,862
Grand Total					37,521,445,763	37,362,496,125	23,935,935,309

FINANCIAL INFORMATION TOOL
FOR HURRICANE KATRINA, RITA, & WILMA DECLARATIONS ONLY
AS OF 10-04-2006

PROG CODE	STATE NAME	EVENT NAME	DECLARED	PROGRAM AREA	PROGRAM NAME	ALLOCATIONS	OBLIGATIONS	EXPENDITURES					
1602DR	FLORIDA	KATRINA	8/28/2005	2-INFRASTRUCTURE	2594-INSPECTIONS	8,471,000	8,471,000	7,434,259					
					416X-PUBLIC ASSISTANCE	160,206,007	155,206,007	118,068,831					
				2-INFRASTRUCTURE Total						168,677,007	163,677,007	125,503,091	
				4-OPERATIONS	2507-MISSIONS-TA	10,000	10,000						
					2508-MISSIONS-DFA								
				4-OPERATIONS Total						10,000	10,000		
				5-ADMINISTRATION	11XX-SALARIES & BENEFITS	2,397,876	2,397,876	2,397,876					
					21XX-TRAVEL	2,077,069	2,077,069	1,776,768					
					22XX-TRANSPORTION	525,020	525,020	37,899					
					23XX-RENT, COMM, UTILITIES	1,381,850	1,381,850	1,359,873					
					24XX-PRINT & REPRO	5,500	5,500						
					2501-MISSIONS-FOS	14,975,925	14,975,925	7,864,349					
					25XX-OTHER SERVICES	5,811,095	5,811,095	170,303					
					26XX-SUPPLIES & MATERIALS	223,618	223,618	181,007					
					31XX-EQUIPMENT	46,692	46,692	31,692					
					5-ADMINISTRATION Total						27,444,644	27,444,644	13,819,767
				1602DR Total						196,131,651	191,131,651	139,322,858	
1603DR	LOUISIANA	KATRINA	8/29/2005	1-HUMAN SERVICES	2503-UNEMPLOYMENT	320,361,035	320,361,035	320,347,692					
					2504-CRISIS COUNSELING-NIMH	13,809,938	13,809,938	13,809,938					
					2576-LEGAL SERVICES	266,344	266,344	78,000					
					2592-INSPECTIONS	148,176,192	148,176,192	102,084,415					
					4149-OTHER NEEDS ASSISTANCE	1,471,069,342	1,467,569,342	1,461,974,668					
					414X-HOUSING ASSISTANCE	3,201,531,866	3,196,629,866	3,188,632,390					
					4152-CRISIS COUNSELING-SCC	25,596,372	25,596,372	13,627,439					
					IMMEDIATE NEEDS ASSISTANCE	267,910	267,910						
					MANUFACTURED HOUSING	4,846,496,910	4,795,471,910	3,542,030,637					
					1-HUMAN SERVICES Total						10,027,575,908	9,968,145,908	8,642,585,179
					2-INFRASTRUCTURE	2594-INSPECTIONS	866,242,407	866,242,407	236,190,871				
						416X-PUBLIC ASSISTANCE	3,408,212,584	3,408,212,584	1,446,748,066				
				2-INFRASTRUCTURE Total						4,274,454,991	4,274,454,991	1,682,938,938	
				3-MITIGATION	2593-INSPECTIONS	11,649,188	11,649,188	4,217,524					
					4173-HAZARD MITIGATION	2,468,240	2,468,240	1,071,646					
				3-MITIGATION Total						14,117,428	14,117,428	5,289,170	
				4-OPERATIONS	2507-MISSIONS-TA	8,602,000	8,602,000	1,867,825					
					2508-MISSIONS-DFA	2,915,922,398	2,915,922,398	977,550,397					
				4-OPERATIONS Total						2,924,524,398	2,924,524,398	979,418,222	
				5-ADMINISTRATION	11XX-SALARIES & BENEFITS	246,599,775	241,942,275	241,942,275					
					21XX-TRAVEL	124,003,462	124,003,462	114,442,305					
					22XX-TRANSPORTION	13,153,336	13,153,336	9,996,778					
					23XX-RENT, COMM, UTILITIES	208,513,924	207,813,924	163,807,152					
					24XX-PRINT & REPRO	2,571,340	2,571,340	933,727					
					2501-MISSIONS-FOS	591,384,134	591,384,134	138,743,379					
					25XX-OTHER SERVICES	1,139,205,598	1,134,205,598	650,937,467					
					26XX-SUPPLIES & MATERIALS	333,040,919	332,790,919	232,349,309					
					31XX-EQUIPMENT	120,198,405	118,598,405	102,623,715					
					32XX-LAND & STRUCTURES	7,422,628	7,422,628	7,048,579					
					4101-URBAN SEARCH & RESCUE	50,595,439	50,595,439	26,871,743					
				5-ADMINISTRATION Total						2,836,688,961	2,824,481,461	1,689,696,430	
				1603DR Total						20,077,361,687	20,005,724,187	12,999,927,939	
				1604DR	MISSISSIPPI	KATRINA	8/29/2005	1-HUMAN SERVICES	2503-UNEMPLOYMENT	88,450,000	88,450,000	88,450,000	
2504-CRISIS COUNSELING-NIMH	27,752,209	27,752,209	27,452,209										
2576-LEGAL SERVICES	43,492	43,492	43,492										
2592-INSPECTIONS	71,518,782	71,518,782	40,257,034										
4149-OTHER NEEDS ASSISTANCE	317,634,328	317,634,328	313,315,304										
414X-HOUSING ASSISTANCE	840,954,168	839,954,168	832,000,325										
4152-CRISIS COUNSELING-SCC	11,477,570	11,477,570	8,752,904										
IMMEDIATE NEEDS ASSISTANCE	10,000	10,000											
MANUFACTURED HOUSING	1,619,658,439	1,610,758,439	1,275,991,287										
1-HUMAN SERVICES Total									2,977,498,987	2,967,598,987	2,586,262,556		
2-INFRASTRUCTURE	2594-INSPECTIONS	319,729,629	319,729,629						81,192,701				
	416X-PUBLIC ASSISTANCE	1,747,883,597	1,726,118,858						818,698,783				

PROG CODE	STATE NAME	EVENT NAME	DECLARED	PROGRAM AREA	PROGRAM NAME	ALLOCATIONS	OBLIGATIONS	EXPENDITURES
				2-INFRASTRUCTURE Total		2,067,613,226	2,045,848,487	899,891,484
				3-MITIGATION	2593-INSPECTIONS	13,984,390	13,984,390	4,516,182
					4173-HAZARD MITIGATION	13,046,291	13,046,291	288,506
				3-MITIGATION Total		27,030,681	27,030,681	4,804,688
				4-OPERATIONS	2507-MISSIONS-TA	13,070,256	13,070,256	1,673,232
					2508-MISSIONS-DFA	1,481,149,653	1,481,149,653	347,503,808
				4-OPERATIONS Total		1,494,219,909	1,494,219,909	349,177,040
				5-ADMINISTRATION	11XX-SALARIES & BENEFITS	162,108,840	159,003,840	159,003,840
					21XX-TRAVEL	70,810,963	70,810,963	65,911,863
					22XX-TRANSPORTION	27,182,587	27,081,587	26,523,398
					23XX-RENT, COMM, UTILITIES	59,080,867	58,963,367	44,536,375
					24XX-PRINT & REPRO	2,306,347	2,238,847	1,175,496
					2501-MISSIONS-FOS	1,477,565,687	1,477,565,687	486,262,262
					25XX-OTHER SERVICES	569,001,999	567,036,999	407,956,215
					26XX-SUPPLIES & MATERIALS	177,706,438	177,596,438	164,539,042
					31XX-EQUIPMENT	75,769,244	75,599,244	70,629,119
					32XX-LAND & STRUCTURES	1,878,961	1,878,961	1,782,232
					4101-URBAN SEARCH & RESCUE	24,600,030	24,600,030	12,351,330
				5-ADMINISTRATION Total		2,648,011,964	2,642,375,964	1,440,671,172
				1604DR Total				
1605DR	ALABAMA	KATRINA	8/29/2005	1-HUMAN SERVICES	2503-UNEMPLOYMENT	1,372,364	1,372,364	1,372,364
					2504-CRISIS COUNSELING-NIMH	1,473,715	1,473,715	1,473,715
					2576-LEGAL SERVICES	5,775	5,775	5,775
					2592-INSPECTIONS	24,382,762	24,382,762	9,977,865
					4149-OTHER NEEDS ASSISTANCE	31,664,732	31,464,732	28,829,222
					414X-HOUSING ASSISTANCE	90,528,507	89,728,507	89,187,849
					4152-CRISIS COUNSELING-SCC	3,135,574	3,135,574	1,854,708
					MANUFACTURED HOUSING	494,104,335	489,004,335	449,816,279
1-HUMAN SERVICES Total		646,667,763	640,567,763	582,517,778				
	2-INFRASTRUCTURE	2594-INSPECTIONS	1,492,000	1,492,000	1,312,969			
		416X-PUBLIC ASSISTANCE	97,701,265	97,701,265	75,140,425			
2-INFRASTRUCTURE Total		99,193,265	99,193,265	76,453,394				
	3-MITIGATION	2593-INSPECTIONS	1,554,729	1,554,729	981,701			
		4173-HAZARD MITIGATION	7,694,402	7,694,402	448,133			
3-MITIGATION Total		9,249,131	9,249,131	1,429,834				
	4-OPERATIONS	2507-MISSIONS-TA	3,000,000	3,000,000	160,530			
		2508-MISSIONS-DFA	168,950,000	168,450,000	57,561,656			
4-OPERATIONS Total		171,950,000	171,450,000	57,722,186				
	5-ADMINISTRATION	11XX-SALARIES & BENEFITS	22,918,651	22,199,401	22,199,401			
		21XX-TRAVEL	19,715,403	19,617,903	18,188,506			
		22XX-TRANSPORTION	1,334,950	1,134,950	167,412			
		23XX-RENT, COMM, UTILITIES	8,761,839	8,611,839	5,580,433			
		24XX-PRINT & REPRO	276,104	256,104	147,995			
		2501-MISSIONS-FOS	83,186,605	82,286,605	28,837,215			
		25XX-OTHER SERVICES	59,657,367	57,175,978	47,346,173			
		26XX-SUPPLIES & MATERIALS	8,951,840	8,618,200	6,624,371			
		31XX-EQUIPMENT	3,458,890	3,408,890	2,998,308			
		4101-URBAN SEARCH & RESCUE	1,900,000					
5-ADMINISTRATION Total		210,161,648	203,309,870	132,089,814				
1605DR Total						1,137,221,807	1,123,770,029	850,213,005
1606DR	TEXAS	RYAN	9/24/2005	1-HUMAN SERVICES	2503-UNEMPLOYMENT	9,759,933	9,759,933	9,759,933
					2504-CRISIS COUNSELING-NIMH	2,046,988	1,546,988	1,546,988
					2576-LEGAL SERVICES			
					2592-INSPECTIONS	61,264,925	61,264,925	36,945,884
					4149-OTHER NEEDS ASSISTANCE			(11,155)
					414X-HOUSING ASSISTANCE	509,664,000	508,764,000	505,563,693
					4152-CRISIS COUNSELING-SCC	1,557,215	1,557,215	650,742
					4154-OTHER NEEDS ASSISTANCE	72,380,000	71,880,000	70,746,702
					MANUFACTURED HOUSING	158,051,523	156,936,523	114,125,537
1-HUMAN SERVICES Total		814,724,583	811,709,583	739,328,323				
	2-INFRASTRUCTURE	2594-INSPECTIONS	15,150,058	14,610,058	12,695,558			
		416X-PUBLIC ASSISTANCE	366,447,217	363,447,217	261,323,978			
2-INFRASTRUCTURE Total		381,597,276	378,057,276	274,019,536				
	3-MITIGATION	2593-INSPECTIONS	7,577,000	7,577,000	897,672			
		4173-HAZARD MITIGATION	31,119,949	31,119,949	21,902			
3-MITIGATION Total		38,696,949	38,696,949	919,574				

PROG CODE	STATE NAME	EVENT NAME	DECLARED	PROGRAM AREA	PROGRAM NAME	ALLOCATIONS	OBLIGATIONS	EXPENDITURES
				4-OPERATIONS	2507-MISSIONS-TA	150,000	150,000	10,594
					2508-MISSIONS-DFA	237,351,600	237,351,600	177,081,018
				4-OPERATIONS Total		237,501,600	237,501,600	177,091,612
				5-ADMINISTRATION	11XX-SALARIES & BENEFITS	47,418,255	45,780,255	45,780,255
					21XX-TRAVEL	31,798,086	31,014,915	30,007,451
					22XX-TRANSPORTATION	534,208	534,208	394,158
					23XX-RENT, COMM, UTILITIES	14,265,207	14,255,207	10,633,681
					24XX-PRINT & REPRO	472,393	467,393	193,921
					2501-MISSIONS-FOS	256,433,859	255,753,459	45,615,507
					25XX-OTHER SERVICES	182,977,840	182,777,840	146,698,013
					26XX-SUPPLIES & MATERIALS	5,748,117	5,555,117	3,628,237
					31XX-EQUIPMENT	7,309,012	7,211,012	6,539,565
					32XX-LAND & STRUCTURES	4,900	4,900	1,225
					4101-URBAN SEARCH & RESCUE	19,194,226	19,194,226	5,535,948
5-ADMINISTRATION Total		566,156,103	562,548,532	295,027,961				
1606DR Total					2,038,676,511	2,028,513,940	1,486,387,005	
1607DR	LOUISIANA	RITA	9/24/2005	1-HUMAN SERVICES	2503-UNEMPLOYMENT	11,785,488	11,785,488	11,785,488
					2504-CRISIS COUNSELING-NIMH	2,308,237	2,308,237	2,308,237
					2592-INSPECTIONS	43,618,542	43,618,542	23,936,249
					4149-OTHER NEEDS ASSISTANCE	107,000,000	106,800,000	105,084,254
					414X-HOUSING ASSISTANCE	406,694,649	406,541,649	406,141,620
					MANUFACTURED HOUSING	1,515,370	1,515,370	1,515,370
				1-HUMAN SERVICES Total		572,922,286	572,569,286	550,771,218
				2-INFRASTRUCTURE	2594-INSPECTIONS	15,650,063	15,650,063	4,510,105
					416X-PUBLIC ASSISTANCE	358,495,165	358,495,165	186,130,056
				2-INFRASTRUCTURE Total		374,145,228	374,145,228	190,640,161
				3-MITIGATION	2593-INSPECTIONS	4,584,943	4,584,943	2,147,657
					4173-HAZARD MITIGATION	433,544	433,544	192,751
				3-MITIGATION Total		5,018,487	5,018,487	2,340,408
				4-OPERATIONS	2507-MISSIONS-TA	600,000	600,000	276,085
					2508-MISSIONS-DFA	417,286,000	417,286,000	147,385,626
				4-OPERATIONS Total		417,886,000	417,886,000	147,661,710
				5-ADMINISTRATION	11XX-SALARIES & BENEFITS	17,807,260	17,289,760	17,289,760
					21XX-TRAVEL	4,268,712	4,268,712	4,067,069
					22XX-TRANSPORTATION	1,146,601	1,146,601	980,720
					23XX-RENT, COMM, UTILITIES	9,869,877	9,869,877	6,905,274
					24XX-PRINT & REPRO	457,786	457,786	107,768
					2501-MISSIONS-FOS	38,323,185	38,323,185	18,741,790
					25XX-OTHER SERVICES	271,886,288	271,886,288	104,234,985
					26XX-SUPPLIES & MATERIALS	39,316,210	39,316,210	30,323,699
					31XX-EQUIPMENT	3,394,814	3,354,814	1,537,685
					32XX-LAND & STRUCTURES	400,000	400,000	226,151
					4101-URBAN SEARCH & RESCUE	3,086,000	3,086,000	1,275,863
				5-ADMINISTRATION Total		389,956,733	389,399,233	185,690,764
1607DR Total						1,759,928,735	1,759,018,235	1,077,104,261
1609DR	FLORIDA	WILMA	10/24/2005	1-HUMAN SERVICES	2503-UNEMPLOYMENT	6,050,125	6,050,125	6,050,125
					2504-CRISIS COUNSELING-NIMH	8,246,808	8,246,808	8,246,808
					2576-LEGAL SERVICES	5,000	5,000	5,000
					2592-INSPECTIONS	46,354,901	46,354,901	39,095,426
					4149-OTHER NEEDS ASSISTANCE	148,999,943	143,999,943	143,571,090
					414X-HOUSING ASSISTANCE	151,013,000	149,195,000	148,480,842
					4152-CRISIS COUNSELING-SCC	2,424,122	2,424,122	1,698,505
					MANUFACTURED HOUSING	83,316,282	83,316,282	69,752,662
				1-HUMAN SERVICES Total		446,410,181	439,592,181	416,900,458
				2-INFRASTRUCTURE	2594-INSPECTIONS	43,152,079	43,152,079	36,421,953
					416X-PUBLIC ASSISTANCE	1,105,761,279	1,098,330,069	711,975,960
				2-INFRASTRUCTURE Total		1,148,913,358	1,141,482,148	748,397,913
				3-MITIGATION	2593-INSPECTIONS	954,629	954,629	440,933
				3-MITIGATION Total		954,629	954,629	440,933
				4-OPERATIONS	2507-MISSIONS-TA	700,000	700,000	371,690
					2508-MISSIONS-DFA	233,238,384	233,238,384	115,535,164
				4-OPERATIONS Total		233,938,384	233,938,384	115,906,854
				5-ADMINISTRATION	11XX-SALARIES & BENEFITS	37,186,471	37,186,471	37,186,471
					21XX-TRAVEL	15,558,873	15,121,873	14,575,294
					22XX-TRANSPORTATION	12,635,440	12,625,440	4,561,644
					23XX-RENT, COMM, UTILITIES	7,390,252	7,390,252	6,547,522

PROG CODE	STATE NAME	EVENT NAME	DECLARED	PROGRAM AREA	PROGRAM NAME	ALLOCATIONS	OBLIGATIONS	EXPENDITURES
					24XX-PRINT & REPRO	267,366	267,366	245,035
					2501-MISSIONS-FOS	135,809,959	135,809,959	36,659,312
					25XX-OTHER SERVICES	21,787,033	21,787,033	6,208,882
					26XX-SUPPLIES & MATERIALS	85,927,811	85,920,311	14,852,320
					31XX-EQUIPMENT	3,488,721	3,488,721	1,679,245
					32XX-LAND & STRUCTURES	82,255	82,255	82,255
					4101-URBAN SEARCH & RESCUE	5,963,794	5,963,794	624,194
				5-ADMINISTRATION Total		326,097,973	325,643,473	123,222,172
1609DR Total						2,156,314,524	2,141,610,815	1,404,868,330
3212EM	LOUISIANA	KATRINA	8/27/2005	2-INFRASTRUCTURE	416X-PUBLIC ASSISTANCE			
				2-INFRASTRUCTURE Total				
				4-OPERATIONS	2508-MISSIONS-DFA	1,500,000	1,500,000	2,096
				4-OPERATIONS Total		1,500,000	1,500,000	2,096
				5-ADMINISTRATION	11XX-SALARIES & BENEFITS	1,922	1,922	1,922
					21XX-TRAVEL	5,559	5,559	5,559
					22XX-TRANSPORTION			
					23XX-RENT, COMM, UTILITIES	588,577	588,577	577,493
					24XX-PRINT & REPRO			
					2501-MISSIONS-FOS	1,370,000	1,370,000	134,840
					25XX-OTHER SERVICES	40,000	40,000	40,000
					26XX-SUPPLIES & MATERIALS	2,000	2,000	1,284
					31XX-EQUIPMENT			
				5-ADMINISTRATION Total		2,008,058	2,008,058	761,098
3212EM Total						3,508,058	3,508,058	763,194
3213EM	MISSISSIPPI	KATRINA	8/28/2005	2-INFRASTRUCTURE	416X-PUBLIC ASSISTANCE			
				2-INFRASTRUCTURE Total				
				4-OPERATIONS	2507-MISSIONS-TA			
					2508-MISSIONS-DFA			
				4-OPERATIONS Total				
				5-ADMINISTRATION	11XX-SALARIES & BENEFITS	288	288	288
					21XX-TRAVEL			
					22XX-TRANSPORTION			
					23XX-RENT, COMM, UTILITIES			
					24XX-PRINT & REPRO			
					2501-MISSIONS-FOS	2,630,157	2,630,157	166,968
					25XX-OTHER SERVICES	9,840	9,840	
					26XX-SUPPLIES & MATERIALS			
					31XX-EQUIPMENT			
				5-ADMINISTRATION Total		2,640,285	2,640,285	167,256
3213EM Total						2,640,285	2,640,285	167,256
3214EM	ALABAMA	KATRINA	8/28/2005	2-INFRASTRUCTURE	416X-PUBLIC ASSISTANCE			
				2-INFRASTRUCTURE Total				
				4-OPERATIONS	2507-MISSIONS-TA			
					2508-MISSIONS-DFA			
				4-OPERATIONS Total				
				5-ADMINISTRATION	11XX-SALARIES & BENEFITS			
					21XX-TRAVEL			
					22XX-TRANSPORTION			
					23XX-RENT, COMM, UTILITIES	30,000	30,000	30,000
					24XX-PRINT & REPRO			
					2501-MISSIONS-FOS	31,478	31,478	(6,304)
					26XX-SUPPLIES & MATERIALS			
					31XX-EQUIPMENT	22,976	22,976	22,976
				5-ADMINISTRATION Total		84,454	84,454	46,672
3214EM Total						84,454	84,454	46,672
3215EM	ARKANSAS	KATRINA	9/2/2005	2-INFRASTRUCTURE	2594-INSPECTIONS	1,584,295	1,584,295	1,521,894
					416X-PUBLIC ASSISTANCE	44,741,591	44,741,591	43,112,003
				2-INFRASTRUCTURE Total		46,325,886	46,325,886	44,633,896
				4-OPERATIONS	2508-MISSIONS-DFA	3,500,000	3,500,000	
				4-OPERATIONS Total		3,500,000	3,500,000	
				5-ADMINISTRATION	11XX-SALARIES & BENEFITS	1,571,633	1,571,633	1,571,633
					21XX-TRAVEL	1,715,246	1,715,246	1,687,582
					22XX-TRANSPORTION	16,775	16,775	8,807
					23XX-RENT, COMM, UTILITIES	352,485	352,485	315,479
					24XX-PRINT & REPRO	2,779	2,779	2,234
					2501-MISSIONS-FOS	580,000	580,000	7,452
					25XX-OTHER SERVICES	2,795	2,795	1,125

PROG CODE	STATE NAME	EVENT NAME	DECLARED	PROGRAM AREA	PROGRAM NAME	ALLOCATIONS	OBLIGATIONS	EXPENDITURES
					26XX-SUPPLIES & MATERIALS	82,085	82,085	59,972
					31XX-EQUIPMENT	53,279	53,279	33,422
					32XX-LAND & STRUCTURES			
				5-ADMINISTRATION Total		4,377,077	4,377,077	3,687,706
3215EM Total						54,202,963	54,202,963	48,321,603
3216EM	TEXAS	KATRINA	9/2/2005	2-INFRASTRUCTURE	2594-INSPECTIONS	5,033,737	4,793,737	3,711,177
					416X-PUBLIC ASSISTANCE	553,283,206	548,283,206	495,235,447
				2-INFRASTRUCTURE Total		558,316,943	553,076,943	498,946,624
				4-OPERATIONS	2508-MISSIONS-DFA	33,806,865	33,806,865	4,168,728
				4-OPERATIONS Total		33,806,865	33,806,865	4,168,728
				5-ADMINISTRATION	11XX-SALARIES & BENEFITS	2,507,062	2,507,062	2,507,062
					21XX-TRAVEL	2,850,623	2,850,623	2,841,929
					22XX-TRANSPORTION	38,683	38,683	21,890
					23XX-RENT, COMM, UTILITIES	2,061,022	2,061,022	1,518,943
					24XX-PRINT & REPRO	37,054	37,054	27,736
					2501-MISSIONS-FOS	9,171,156	9,034,356	1,212,543
					25XX-OTHER SERVICES	483,886	483,886	236,756
					26XX-SUPPLIES & MATERIALS	1,149,332	1,149,332	999,655
					31XX-EQUIPMENT	508,616	508,616	435,439
				5-ADMINISTRATION Total		18,807,434	18,670,634	9,801,953
3216EM Total						610,931,243	605,554,443	512,917,305
3217EM	TENNESSEE	KATRINA	9/5/2005	2-INFRASTRUCTURE	416X-PUBLIC ASSISTANCE	33,249,785	33,249,785	31,165,707
				2-INFRASTRUCTURE Total		33,249,785	33,249,785	31,165,707
				4-OPERATIONS	2507-MISSIONS-TA	5,000	5,000	
				4-OPERATIONS Total		5,000	5,000	
				5-ADMINISTRATION	11XX-SALARIES & BENEFITS	13,380	13,380	13,380
					21XX-TRAVEL	67,983	67,983	67,983
					22XX-TRANSPORTION			
					23XX-RENT, COMM, UTILITIES			
					24XX-PRINT & REPRO			
					2501-MISSIONS-FOS	2,000	2,000	
					26XX-SUPPLIES & MATERIALS			
				5-ADMINISTRATION Total		83,363	83,363	81,363
3217EM Total						33,338,148	33,338,148	31,247,069
3218EM	GEORGIA	KATRINA	9/5/2005	2-INFRASTRUCTURE	416X-PUBLIC ASSISTANCE	17,031,873	17,031,873	10,164,850
				2-INFRASTRUCTURE Total		17,031,873	17,031,873	10,164,850
				5-ADMINISTRATION	11XX-SALARIES & BENEFITS			
					21XX-TRAVEL	767	767	767
					22XX-TRANSPORTION			
					23XX-RENT, COMM, UTILITIES			
					24XX-PRINT & REPRO			
					2501-MISSIONS-FOS	52,000	52,000	
					26XX-SUPPLIES & MATERIALS			
				5-ADMINISTRATION Total		52,767	52,767	767
3218EM Total						17,084,640	17,084,640	10,165,617
3219EM	OKLAHOMA	KATRINA	9/5/2005	2-INFRASTRUCTURE	416X-PUBLIC ASSISTANCE	12,588,673	12,588,673	11,875,879
				2-INFRASTRUCTURE Total		12,588,673	12,588,673	11,875,879
				5-ADMINISTRATION	11XX-SALARIES & BENEFITS	72,669	72,669	72,669
					21XX-TRAVEL	88,459	88,459	75,855
					22XX-TRANSPORTION			
					23XX-RENT, COMM, UTILITIES			
					24XX-PRINT & REPRO	756	756	756
					25XX-OTHER SERVICES			
					26XX-SUPPLIES & MATERIALS	54	54	54
					31XX-EQUIPMENT			
				5-ADMINISTRATION Total		161,938	161,938	149,334
3219EM Total						12,750,611	12,750,611	12,025,213
3220EM	FLORIDA	KATRINA	9/5/2005	2-INFRASTRUCTURE	416X-PUBLIC ASSISTANCE	7,845,819	7,845,819	2,356,487
				2-INFRASTRUCTURE Total		7,845,819	7,845,819	2,356,487
				5-ADMINISTRATION	11XX-SALARIES & BENEFITS	2,272	2,272	2,272
					21XX-TRAVEL			
					22XX-TRANSPORTION			
					23XX-RENT, COMM, UTILITIES			
					24XX-PRINT & REPRO			
					2501-MISSIONS-FOS			
					26XX-SUPPLIES & MATERIALS			

PROG CODE	STATE NAME	EVENT NAME	DECLARED	PROGRAM AREA	PROGRAM NAME	ALLOCATIONS	OBLIGATIONS	EXPENDITURES
5-ADMINISTRATION Total						2,272	2,272	2,272
3220EM Total						7,848,091	7,848,091	2,358,759
3221EM	WEST VIRGINIA	KATRINA	9/5/2005	2-INFRASTRUCTURE	416X-PUBLIC ASSISTANCE	782,658	782,658	766,331
2-INFRASTRUCTURE Total						782,658	782,658	766,331
5-ADMINISTRATION						11XX-SALARIES & BENEFITS	75,094	75,094
						21XX-TRAVEL	28,302	28,302
						22XX-TRANSPORTION		
						23XX-RENT, COMM, UTILITIES		
						24XX-PRINT & REPRO		
						26XX-SUPPLIES & MATERIALS		
5-ADMINISTRATION Total						94	94	94
3221EM Total						103,490	103,490	103,490
3222EM	NORTH CAROLINA	KATRINA	9/5/2005	2-INFRASTRUCTURE	416X-PUBLIC ASSISTANCE	1,990,910	1,990,910	1,563,487
2-INFRASTRUCTURE Total						1,990,910	1,990,910	1,563,487
5-ADMINISTRATION						11XX-SALARIES & BENEFITS	261	261
						21XX-TRAVEL		
						22XX-TRANSPORTION		
						23XX-RENT, COMM, UTILITIES		
						24XX-PRINT & REPRO		
						2501-MISSIONS-FOS	2,000	2,000
						26XX-SUPPLIES & MATERIALS		
5-ADMINISTRATION Total						2,261	2,261	261
3222EM Total						1,993,171	1,993,171	1,563,748
3223EM	UTAH	KATRINA	9/5/2005	2-INFRASTRUCTURE	2594-INSPECTIONS	9,000	9,000	
						416X-PUBLIC ASSISTANCE	1,918,275	1,418,087
2-INFRASTRUCTURE Total						1,927,275	1,927,275	1,418,087
4-OPERATIONS						2507-MISSIONS-TA		
						2508-MISSIONS-DFA		
4-OPERATIONS Total								
5-ADMINISTRATION						11XX-SALARIES & BENEFITS	34,592	24,242
						21XX-TRAVEL	39,184	36,095
						22XX-TRANSPORTION		
						23XX-RENT, COMM, UTILITIES		
						24XX-PRINT & REPRO		
						26XX-SUPPLIES & MATERIALS	4,000	4,000
5-ADMINISTRATION Total						77,776	67,426	60,336
3223EM Total						2,005,050	1,994,700	1,478,424
3224EM	COLORADO	KATRINA	9/5/2005	2-INFRASTRUCTURE	416X-PUBLIC ASSISTANCE	13,534,963	13,534,963	13,500,827
2-INFRASTRUCTURE Total						13,534,963	13,534,963	13,500,827
4-OPERATIONS						2508-MISSIONS-DFA		
4-OPERATIONS Total								
5-ADMINISTRATION						11XX-SALARIES & BENEFITS	620,957	496,757
						21XX-TRAVEL	205,022	178,193
						22XX-TRANSPORTION	16	16
						23XX-RENT, COMM, UTILITIES		
						24XX-PRINT & REPRO		
						2501-MISSIONS-FOS		
						26XX-SUPPLIES & MATERIALS	4,000	1,729
5-ADMINISTRATION Total						829,996	687,496	676,679
3224EM Total						14,364,958	14,222,458	14,177,506
3225EM	MICHIGAN	KATRINA	9/7/2005	2-INFRASTRUCTURE	416X-PUBLIC ASSISTANCE	1,836,248	1,836,248	1,656,612
2-INFRASTRUCTURE Total						1,836,248	1,836,248	1,656,612
5-ADMINISTRATION						11XX-SALARIES & BENEFITS	240,932	240,932
						21XX-TRAVEL	202,301	165,000
						22XX-TRANSPORTION	500	493
						23XX-RENT, COMM, UTILITIES		
						24XX-PRINT & REPRO		
						26XX-SUPPLIES & MATERIALS	2,000	1,605
						31XX-EQUIPMENT		
5-ADMINISTRATION Total						445,732	445,732	408,029
3225EM Total						2,281,980	2,281,980	2,064,641
3226EM	DISTRICT OF COLUMBIA	KATRINA	9/7/2005	2-INFRASTRUCTURE	416X-PUBLIC ASSISTANCE	1,836,498	1,836,498	428,671
2-INFRASTRUCTURE Total						1,836,498	1,836,498	428,671
5-ADMINISTRATION						11XX-SALARIES & BENEFITS	15,430	15,430
						21XX-TRAVEL	38,623	38,623
						22XX-TRANSPORTION		

PROG CODE	STATE NAME	EVENT NAME	DECLARED	PROGRAM AREA	PROGRAM NAME	ALLOCATIONS	OBLIGATIONS	EXPENDITURES
					23XX-RENT, COMM, UTILITIES			
					24XX-PRINT & REPRO			
					26XX-SUPPLIES & MATERIALS			
				5-ADMINISTRATION Total		54,053	54,053	54,053
3226EM Total						1,890,551	1,890,551	482,724
3227EM	WASHINGTON	KATRINA	9/7/2005	2-INFRASTRUCTURE	416X-PUBLIC ASSISTANCE	3,122,177	3,122,177	698,822
				2-INFRASTRUCTURE Total		3,122,177	3,122,177	698,822
				5-ADMINISTRATION	11XX-SALARIES & BENEFITS	287,251	276,901	276,901
					21XX-TRAVEL	146,798	144,798	126,148
					22XX-TRANSPORTION			
					23XX-RENT, COMM, UTILITIES			
					24XX-PRINT & REPRO			
					26XX-SUPPLIES & MATERIALS			
				5-ADMINISTRATION Total		113	113	113
3227EM Total						434,162	421,812	403,162
						3,556,338	3,543,988	1,101,983
3228EM	OREGON	KATRINA	9/7/2005	2-INFRASTRUCTURE	416X-PUBLIC ASSISTANCE	2,106,770	2,106,770	732,319
				2-INFRASTRUCTURE Total		2,106,770	2,106,770	732,319
				5-ADMINISTRATION	11XX-SALARIES & BENEFITS	17,674	17,674	17,674
					21XX-TRAVEL	20,422	20,422	14,241
					22XX-TRANSPORTION			
					23XX-RENT, COMM, UTILITIES			
					24XX-PRINT & REPRO			
					26XX-SUPPLIES & MATERIALS			
				5-ADMINISTRATION Total		38,096	38,096	31,915
3228EM Total						2,144,866	2,144,866	764,233
3229EM	NEW MEXICO	KATRINA	9/7/2005	2-INFRASTRUCTURE	2594-INSPECTIONS	139,841	139,841	117,376
					416X-PUBLIC ASSISTANCE	1,486,672	1,486,672	318,700
				2-INFRASTRUCTURE Total		1,626,513	1,626,513	436,075
				5-ADMINISTRATION	11XX-SALARIES & BENEFITS	25,737	25,737	25,737
					21XX-TRAVEL	44,242	44,242	40,572
					22XX-TRANSPORTION			
					23XX-RENT, COMM, UTILITIES			
					24XX-PRINT & REPRO			
					25XX-OTHER SERVICES	37	37	37
					26XX-SUPPLIES & MATERIALS			
					31XX-EQUIPMENT	116	116	16
				5-ADMINISTRATION Total		70,132	70,132	66,361
3229EM Total						1,696,644	1,696,644	502,437
3230EM	ILLINOIS	KATRINA	9/7/2005	2-INFRASTRUCTURE	416X-PUBLIC ASSISTANCE	2,324,462	2,324,462	2,139,971
				2-INFRASTRUCTURE Total		2,324,462	2,324,462	2,139,971
				5-ADMINISTRATION	11XX-SALARIES & BENEFITS	150,385	150,385	150,385
					21XX-TRAVEL	102,394	102,394	59,449
					22XX-TRANSPORTION			
					23XX-RENT, COMM, UTILITIES			
					24XX-PRINT & REPRO			
					26XX-SUPPLIES & MATERIALS			
				5-ADMINISTRATION Total		252,779	252,779	209,834
3230EM Total						2,577,241	2,577,241	2,349,805
3231EM	KENTUCKY	KATRINA	9/10/2005	2-INFRASTRUCTURE	416X-PUBLIC ASSISTANCE	4,129,572	4,129,572	1,669,377
				2-INFRASTRUCTURE Total		4,129,572	4,129,572	1,669,377
				5-ADMINISTRATION	11XX-SALARIES & BENEFITS			
					21XX-TRAVEL	7,961	7,961	7,961
					22XX-TRANSPORTION			
					23XX-RENT, COMM, UTILITIES			
					24XX-PRINT & REPRO			
					2501-MISSIONS-FOS	2,000	2,000	
					26XX-SUPPLIES & MATERIALS			
				5-ADMINISTRATION Total		9,961	9,961	7,961
3231EM Total						4,139,533	4,139,533	1,677,338
3232EM	MISSOURI	KATRINA	9/10/2005	2-INFRASTRUCTURE	416X-PUBLIC ASSISTANCE	1,970,264	1,970,264	518,400
				2-INFRASTRUCTURE Total		1,970,264	1,970,264	518,400
				5-ADMINISTRATION	11XX-SALARIES & BENEFITS	544,249	466,969	466,969
					21XX-TRAVEL	231,172	231,172	219,072
					22XX-TRANSPORTION	1,000	1,000	1,000
					23XX-RENT, COMM, UTILITIES			
					24XX-PRINT & REPRO			

PROG CODE	STATE NAME	EVENT NAME	DECLARED	PROGRAM AREA	PROGRAM NAME	ALLOCATIONS	OBLIGATIONS	EXPENDITURES
					2501-MISSIONS-FOS			
					26XX-SUPPLIES & MATERIALS	5,000	5,000	4,328
				5-ADMINISTRATION Total		781,421	704,141	691,369
3232EM Total						2,751,686	2,674,406	1,209,769
3233EM	SOUTH CAROLINA	KATRINA	9/10/2005	2-INFRASTRUCTURE	416X-PUBLIC ASSISTANCE	3,913,582	3,913,582	3,734,241
				2-INFRASTRUCTURE Total		3,913,582	3,913,582	3,734,241
				5-ADMINISTRATION	11XX-SALARIES & BENEFITS			
					21XX-TRAVEL	40,089	40,089	40,089
					22XX-TRANSPORTION			
					23XX-RENT, COMM, UTILITIES			
					24XX-PRINT & REPRO			
					2501-MISSIONS-FOS	2,000	2,000	
					26XX-SUPPLIES & MATERIALS			
				5-ADMINISTRATION Total		42,089	42,089	40,089
3233EM Total						3,955,672	3,955,672	3,774,330
3234EM	SOUTH DAKOTA	KATRINA	9/10/2005	2-INFRASTRUCTURE	416X-PUBLIC ASSISTANCE	262,031	262,031	211,332
				2-INFRASTRUCTURE Total		262,031	262,031	211,332
				5-ADMINISTRATION	11XX-SALARIES & BENEFITS	2,086	2,086	2,086
					21XX-TRAVEL	10,000	10,000	8,266
					22XX-TRANSPORTION			
					23XX-RENT, COMM, UTILITIES			
					24XX-PRINT & REPRO			
					26XX-SUPPLIES & MATERIALS			
				5-ADMINISTRATION Total		12,086	12,086	10,352
3234EM Total						274,117	274,117	221,684
3235EM	PENNSYLVANIA	KATRINA	9/10/2005	2-INFRASTRUCTURE	416X-PUBLIC ASSISTANCE	4,023,923	4,023,923	2,087,250
				2-INFRASTRUCTURE Total		4,023,923	4,023,923	2,087,250
				5-ADMINISTRATION	11XX-SALARIES & BENEFITS	182,770	182,770	182,770
					21XX-TRAVEL	90,341	90,341	90,341
					22XX-TRANSPORTION			
					23XX-RENT, COMM, UTILITIES			
					24XX-PRINT & REPRO			
					26XX-SUPPLIES & MATERIALS			
				5-ADMINISTRATION Total		273,111	273,111	273,111
3235EM Total						4,297,034	4,297,034	2,360,361
3236EM	KANSAS	KATRINA	9/10/2005	2-INFRASTRUCTURE	416X-PUBLIC ASSISTANCE	163,069	163,069	153,933
				2-INFRASTRUCTURE Total		163,069	163,069	153,933
				5-ADMINISTRATION	11XX-SALARIES & BENEFITS			
					21XX-TRAVEL	351	351	351
					22XX-TRANSPORTION			
					23XX-RENT, COMM, UTILITIES			
					24XX-PRINT & REPRO			
					26XX-SUPPLIES & MATERIALS			
				5-ADMINISTRATION Total		351	351	351
3236EM Total						163,419	163,419	154,284
3237EM	ALABAMA	KATRINA	9/10/2005	2-INFRASTRUCTURE	416X-PUBLIC ASSISTANCE	2,806,581	2,806,581	2,760,714
				2-INFRASTRUCTURE Total		2,806,581	2,806,581	2,760,714
				4-OPERATIONS	2508-MISSIONS-DFA	1,000,000	1,000,000	
				4-OPERATIONS Total		1,000,000	1,000,000	
				5-ADMINISTRATION	11XX-SALARIES & BENEFITS			
					21XX-TRAVEL			
					22XX-TRANSPORTION			
					23XX-RENT, COMM, UTILITIES			
					24XX-PRINT & REPRO			
					26XX-SUPPLIES & MATERIALS			
				5-ADMINISTRATION Total				
3237EM Total						3,806,581	3,806,581	2,760,714
3238EM	INDIANA	KATRINA	9/10/2005	2-INFRASTRUCTURE	416X-PUBLIC ASSISTANCE	2,399,856	2,399,856	47,608
				2-INFRASTRUCTURE Total		2,399,856	2,399,856	47,608
				5-ADMINISTRATION	11XX-SALARIES & BENEFITS	1,942	1,942	1,942
					21XX-TRAVEL	450	450	354
					22XX-TRANSPORTION			
					23XX-RENT, COMM, UTILITIES			
					24XX-PRINT & REPRO			
					26XX-SUPPLIES & MATERIALS			
				5-ADMINISTRATION Total		2,392	2,392	2,297

PROG CODE	STATE NAME	EVENT NAME	DECLARED	PROGRAM AREA	PROGRAM NAME	ALLOCATIONS	OBLIGATIONS	EXPENDITURES
3238EM Total						2,402,248	2,402,248	49,904
3239EM	IOWA	KATRINA	9/10/2005	2-INFRASTRUCTURE	416X-PUBLIC ASSISTANCE	244,243	244,243	215,650
2-INFRASTRUCTURE Total						244,243	244,243	215,650
5-ADMINISTRATION						712	712	712
11XX-SALARIES & BENEFITS								
21XX-TRAVEL						4,928	4,928	4,928
22XX-TRANSPORTION								
23XX-RENT, COMM, UTILITIES								
24XX-PRINT & REPRO								
26XX-SUPPLIES & MATERIALS								
5-ADMINISTRATION Total						5,639	5,639	5,639
3239EM Total						249,882	249,882	221,289
3240EM	VIRGINIA	KATRINA	9/12/2005	2-INFRASTRUCTURE	2594-INSPECTIONS	200,500	200,500	183,181
416X-PUBLIC ASSISTANCE						253,746	253,746	240,500
2-INFRASTRUCTURE Total						454,246	454,246	423,680
5-ADMINISTRATION						100,785	100,785	100,785
11XX-SALARIES & BENEFITS								
21XX-TRAVEL						10,737	10,737	10,737
22XX-TRANSPORTION								
23XX-RENT, COMM, UTILITIES								
24XX-PRINT & REPRO								
26XX-SUPPLIES & MATERIALS								
5-ADMINISTRATION Total						111,522	111,522	111,522
3240EM Total						565,768	565,768	535,202
3241EM	ARIZONA	KATRINA	9/12/2005	2-INFRASTRUCTURE	416X-PUBLIC ASSISTANCE	5,292,115	5,292,115	5,196,293
2-INFRASTRUCTURE Total						5,292,115	5,292,115	5,196,293
5-ADMINISTRATION						104,082	87,522	87,522
11XX-SALARIES & BENEFITS								
21XX-TRAVEL						199,925	179,825	171,987
22XX-TRANSPORTION								
23XX-RENT, COMM, UTILITIES								
24XX-PRINT & REPRO								
2501-MISSIONS-FOS						2,000,000	2,000,000	94,499
26XX-SUPPLIES & MATERIALS								
5-ADMINISTRATION Total						2,304,007	2,267,347	354,008
3241EM Total						7,596,122	7,559,462	5,550,301
3242EM	MINNESOTA	KATRINA	9/13/2005	2-INFRASTRUCTURE	416X-PUBLIC ASSISTANCE	2,873,557	2,873,557	1,891,996
2-INFRASTRUCTURE Total						2,873,557	2,873,557	1,891,996
5-ADMINISTRATION								
11XX-SALARIES & BENEFITS								
21XX-TRAVEL						1,927	1,927	1,905
22XX-TRANSPORTION								
23XX-RENT, COMM, UTILITIES								
24XX-PRINT & REPRO								
26XX-SUPPLIES & MATERIALS								
5-ADMINISTRATION Total						1,927	1,927	1,905
3242EM Total						2,875,484	2,875,484	1,893,902
3243EM	NEVADA	KATRINA	9/13/2005	2-INFRASTRUCTURE	416X-PUBLIC ASSISTANCE	705,623	705,623	537,438
2-INFRASTRUCTURE Total						705,623	705,623	537,438
5-ADMINISTRATION						124,190	107,630	107,630
11XX-SALARIES & BENEFITS								
21XX-TRAVEL						222,188	202,088	191,403
22XX-TRANSPORTION								
23XX-RENT, COMM, UTILITIES								
24XX-PRINT & REPRO								
26XX-SUPPLIES & MATERIALS								
5-ADMINISTRATION Total						346,378	309,718	299,034
3243EM Total						1,052,001	1,015,341	836,472
3244EM	IDAHO	KATRINA	9/13/2005	2-INFRASTRUCTURE	416X-PUBLIC ASSISTANCE	643,370	643,370	212,036
2-INFRASTRUCTURE Total						643,370	643,370	212,036
5-ADMINISTRATION						5,965	5,965	5,965
11XX-SALARIES & BENEFITS								
21XX-TRAVEL						4,655	4,655	3,894
22XX-TRANSPORTION								
23XX-RENT, COMM, UTILITIES								
24XX-PRINT & REPRO								
26XX-SUPPLIES & MATERIALS								
5-ADMINISTRATION Total						10,621	10,621	9,860
3244EM Total						653,991	653,991	221,896
3245EM	NEBRASKA	KATRINA	9/13/2005	2-INFRASTRUCTURE	416X-PUBLIC ASSISTANCE	295,448	295,448	133,946
2-INFRASTRUCTURE Total						295,448	295,448	133,946
5-ADMINISTRATION								
11XX-SALARIES & BENEFITS								

PROG CODE	STATE NAME	EVENT NAME	DECLARED	PROGRAM AREA	PROGRAM NAME	ALLOCATIONS	OBLIGATIONS	EXPENDITURES
					21XX-TRAVEL	1,302	1,302	1,302
					22XX-TRANSPORTION			
					23XX-RENT, COMM, UTILITIES			
					24XX-PRINT & REPRO			
					26XX-SUPPLIES & MATERIALS			
				5-ADMINISTRATION Total		1,302	1,302	1,302
3245EM Total						296,750	296,750	135,248
3246EM	CONNECTICUT	KATRINA	9/13/2005	2-INFRASTRUCTURE	416X-PUBLIC ASSISTANCE	684,199	684,199	
				2-INFRASTRUCTURE Total		684,199	684,199	
				5-ADMINISTRATION	11XX-SALARIES & BENEFITS	17,516	17,516	17,516
					21XX-TRAVEL	19,928	19,928	6,209
					22XX-TRANSPORTION			
					23XX-RENT, COMM, UTILITIES			
					24XX-PRINT & REPRO			
					26XX-SUPPLIES & MATERIALS			
				5-ADMINISTRATION Total		37,443	37,443	23,725
3246EM Total						721,642	721,642	23,725
3247EM	NORTH DAKOTA	KATRINA	9/13/2005	2-INFRASTRUCTURE	416X-PUBLIC ASSISTANCE	23,747	23,747	
				2-INFRASTRUCTURE Total		23,747	23,747	
				5-ADMINISTRATION	11XX-SALARIES & BENEFITS	9,037	9,037	9,037
					21XX-TRAVEL	23,052	23,052	18,270
					22XX-TRANSPORTION			
					23XX-RENT, COMM, UTILITIES			
					24XX-PRINT & REPRO			
					25XX-OTHER SERVICES	1,233	1,233	
					26XX-SUPPLIES & MATERIALS			
				5-ADMINISTRATION Total		33,322	33,322	27,307
3247EM Total						57,069	57,069	27,307
3248EM	CALIFORNIA	KATRINA	9/13/2005	2-INFRASTRUCTURE	416X-PUBLIC ASSISTANCE	1,289	1,289	
				2-INFRASTRUCTURE Total		1,289	1,289	
				5-ADMINISTRATION	11XX-SALARIES & BENEFITS	409,541	384,701	384,701
					21XX-TRAVEL	365,605	335,455	329,251
					22XX-TRANSPORTION			
					23XX-RENT, COMM, UTILITIES			
					24XX-PRINT & REPRO			
					26XX-SUPPLIES & MATERIALS			
				5-ADMINISTRATION Total		775,146	720,156	713,951
3248EM Total						776,435	721,445	713,951
3249EM	WISCONSIN	KATRINA	9/13/2005	2-INFRASTRUCTURE	416X-PUBLIC ASSISTANCE	921,249	921,249	873,831
				2-INFRASTRUCTURE Total		921,249	921,249	873,831
				5-ADMINISTRATION	11XX-SALARIES & BENEFITS	1,137	1,137	1,137
					21XX-TRAVEL	88	88	88
					22XX-TRANSPORTION			
					23XX-RENT, COMM, UTILITIES			
					24XX-PRINT & REPRO			
					26XX-SUPPLIES & MATERIALS			
				5-ADMINISTRATION Total		1,225	1,225	1,225
3249EM Total						922,475	922,475	875,056
3250EM	OHIO	KATRINA	9/13/2005	2-INFRASTRUCTURE	416X-PUBLIC ASSISTANCE	2,499,922	2,499,922	1,892,189
				2-INFRASTRUCTURE Total		2,499,922	2,499,922	1,892,189
				5-ADMINISTRATION	11XX-SALARIES & BENEFITS			
					21XX-TRAVEL	914	914	
					22XX-TRANSPORTION			
					23XX-RENT, COMM, UTILITIES			
					24XX-PRINT & REPRO			
					26XX-SUPPLIES & MATERIALS			
				5-ADMINISTRATION Total		914	914	
3250EM Total						2,500,836	2,500,836	1,892,189
3251EM	MARYLAND	KATRINA	9/13/2005	2-INFRASTRUCTURE	416X-PUBLIC ASSISTANCE	1,566,521	1,566,521	1,354,834
				2-INFRASTRUCTURE Total		1,566,521	1,566,521	1,354,834
				5-ADMINISTRATION	11XX-SALARIES & BENEFITS	28,479	28,479	28,479
					21XX-TRAVEL	54,443	54,443	54,443
					22XX-TRANSPORTION			
					23XX-RENT, COMM, UTILITIES			
					24XX-PRINT & REPRO			
					26XX-SUPPLIES & MATERIALS			

PROG CODE	STATE NAME	EVENT NAME	DECLARED	PROGRAM AREA	PROGRAM NAME	ALLOCATIONS	OBLIGATIONS	EXPENDITURES
5-ADMINISTRATION Total						82,921	82,921	82,921
3251EM Total								
3252EM	MASSACHUSETTS	KATRINA	9/13/2005	2-INFRASTRUCTURE	416X-PUBLIC ASSISTANCE	1,649,442	1,649,442	1,437,755
2-INFRASTRUCTURE Total						5,855,581	5,855,581	5,789,542
5-ADMINISTRATION								
11XX-SALARIES & BENEFITS						316,846	316,846	316,846
21XX-TRAVEL						163,837	163,837	155,701
22XX-TRANSPORTION						1,000	1,000	1,000
23XX-RENT, COMM, UTILITIES								
24XX-PRINT & REPRO								
26XX-SUPPLIES & MATERIALS								
5-ADMINISTRATION Total						481,683	481,683	473,547
3252EM Total								
3253EM	MONTANA	KATRINA	9/13/2005	2-INFRASTRUCTURE	416X-PUBLIC ASSISTANCE	397,372	397,372	117,847
2-INFRASTRUCTURE Total						397,372	397,372	117,847
5-ADMINISTRATION								
11XX-SALARIES & BENEFITS						22,410	22,410	22,410
21XX-TRAVEL						15,904	15,904	12,818
22XX-TRANSPORTION								
23XX-RENT, COMM, UTILITIES								
24XX-PRINT & REPRO								
26XX-SUPPLIES & MATERIALS								
5-ADMINISTRATION Total						38,314	38,314	35,228
3253EM Total								
3255EM	RHODE ISLAND	KATRINA	9/19/2005	2-INFRASTRUCTURE	416X-PUBLIC ASSISTANCE	1,131,503	1,131,503	927,088
2-INFRASTRUCTURE Total						1,131,503	1,131,503	927,088
5-ADMINISTRATION								
11XX-SALARIES & BENEFITS						33,083	10,383	10,383
21XX-TRAVEL						26,342	13,792	8,085
22XX-TRANSPORTION								
23XX-RENT, COMM, UTILITIES								
24XX-PRINT & REPRO								
26XX-SUPPLIES & MATERIALS								
5-ADMINISTRATION Total						59,425	24,175	18,468
3255EM Total								
3256EM	MAINE	KATRINA	9/19/2005	2-INFRASTRUCTURE	416X-PUBLIC ASSISTANCE	51,276	51,276	51,276
2-INFRASTRUCTURE Total						51,276	51,276	51,276
5-ADMINISTRATION								
11XX-SALARIES & BENEFITS								
21XX-TRAVEL						6,000	6,000	294
22XX-TRANSPORTION								
23XX-RENT, COMM, UTILITIES								
24XX-PRINT & REPRO								
26XX-SUPPLIES & MATERIALS								
5-ADMINISTRATION Total						6,000	6,000	294
3256EM Total								
3257EM	NEW JERSEY	KATRINA	9/19/2005	2-INFRASTRUCTURE	416X-PUBLIC ASSISTANCE	120,026	120,026	116,692
2-INFRASTRUCTURE Total						120,026	120,026	116,692
5-ADMINISTRATION								
11XX-SALARIES & BENEFITS						61,084	61,084	61,084
21XX-TRAVEL						7,948	7,948	7,349
22XX-TRANSPORTION						200	200	158
23XX-RENT, COMM, UTILITIES								
24XX-PRINT & REPRO								
26XX-SUPPLIES & MATERIALS								
5-ADMINISTRATION Total						69,232	69,232	68,591
3257EM Total								
3258EM	NEW HAMPSHIRE	KATRINA	9/19/2005	2-INFRASTRUCTURE	416X-PUBLIC ASSISTANCE	189,258	189,258	185,283
2-INFRASTRUCTURE Total						9,887	9,887	9,887
5-ADMINISTRATION								
11XX-SALARIES & BENEFITS								
21XX-TRAVEL						6,000	6,000	626
22XX-TRANSPORTION								
23XX-RENT, COMM, UTILITIES								
24XX-PRINT & REPRO								
26XX-SUPPLIES & MATERIALS								
5-ADMINISTRATION Total						6,000	6,000	626
3258EM Total								
3259EM	FLORIDA	RITA	9/20/2005	2-INFRASTRUCTURE	416X-PUBLIC ASSISTANCE	8,934,900	8,934,900	5,216,645
2-INFRASTRUCTURE Total						8,934,900	8,934,900	5,216,645
4-OPERATIONS								
2508-MISSIONS-DFA						10,000	10,000	
4-OPERATIONS Total						10,000	10,000	

PROG CODE	STATE NAME	EVENT NAME	DECLARED	PROGRAM AREA	PROGRAM NAME	ALLOCATIONS	OBLIGATIONS	EXPENDITURES
				5-ADMINISTRATION	11XX-SALARIES & BENEFITS	19,741	19,741	19,741
					21XX-TRAVEL	25,060	25,060	25,060
					22XX-TRANSPORTION			
					23XX-RENT, COMM, UTILITIES			
					24XX-PRINT & REPRO			
					2501-MISSIONS-FOS	1,236,000	1,236,000	38,443
					26XX-SUPPLIES & MATERIALS			
				5-ADMINISTRATION Total		1,280,801	1,280,801	83,244
3259EM Total						10,225,700	10,225,700	5,299,889
3260EM	LOUISIANA	RITA	9/21/2005	2-INFRASTRUCTURE	416X-PUBLIC ASSISTANCE			
				2-INFRASTRUCTURE Total				
				4-OPERATIONS	2508-MISSIONS-DFA	100,000	100,000	
				4-OPERATIONS Total		100,000	100,000	
				5-ADMINISTRATION	11XX-SALARIES & BENEFITS			
					21XX-TRAVEL			
					22XX-TRANSPORTION			
					23XX-RENT, COMM, UTILITIES			
					24XX-PRINT & REPRO			
					2501-MISSIONS-FOS	175,000	175,000	
					26XX-SUPPLIES & MATERIALS			
				5-ADMINISTRATION Total		175,000	175,000	
3260EM Total						275,000	275,000	
3261EM	TEXAS	RITA	9/21/2005	2-INFRASTRUCTURE	416X-PUBLIC ASSISTANCE	6,071,040	6,071,040	5,669,301
				2-INFRASTRUCTURE Total		6,071,040	6,071,040	5,669,301
				4-OPERATIONS	2508-MISSIONS-DFA	5,000,000	5,000,000	
				4-OPERATIONS Total		5,000,000	5,000,000	
				5-ADMINISTRATION	11XX-SALARIES & BENEFITS	18,793	18,793	18,793
					21XX-TRAVEL	13,238	13,238	13,238
					22XX-TRANSPORTION			
					23XX-RENT, COMM, UTILITIES	50,000	50,000	4,733
					24XX-PRINT & REPRO	20,000	20,000	20,000
					2501-MISSIONS-FOS	88,865,632	88,865,632	4,539,393
					25XX-OTHER SERVICES	1,165,737	1,165,737	575,022
					26XX-SUPPLIES & MATERIALS	591,787	591,787	397,723
					31XX-EQUIPMENT	1,363,983	1,363,983	1,312,357
				5-ADMINISTRATION Total		92,089,171	92,089,171	6,881,260
3261EM Total						103,160,211	103,160,211	12,550,560
3262EM	NEW YORK	KATRINA	9/30/2005	2-INFRASTRUCTURE	416X-PUBLIC ASSISTANCE	1,644,588	1,644,588	1,506,239
				2-INFRASTRUCTURE Total		1,644,588	1,644,588	1,506,239
				5-ADMINISTRATION	11XX-SALARIES & BENEFITS	232,046	232,046	232,046
					21XX-TRAVEL	77,680	77,680	70,403
					22XX-TRANSPORTION	200	200	200
				5-ADMINISTRATION Total		309,925	309,925	302,649
3262EM Total						1,954,514	1,954,514	1,808,888
3263EM	DELAWARE	KATRINA	9/30/2005	2-INFRASTRUCTURE	416X-PUBLIC ASSISTANCE	100,286	100,286	95,419
				2-INFRASTRUCTURE Total		100,286	100,286	95,419
				5-ADMINISTRATION	11XX-SALARIES & BENEFITS			
					21XX-TRAVEL	443	443	443
				5-ADMINISTRATION Total		443	443	443
3263EM Total						100,729	100,729	95,862
Grand Total						37,521,445,763	37,362,496,125	23,935,935,309

FINANCIAL INFORMATION TOOL
FOR HURRICANE KATRINA, RITA, & WILMA DECLARATIONS ONLY
MISSION ASSIGNMENTS ONLY

AS OF 10-04-2006

AGENCY	OBLIGATIONS	EXPENDITURES
AID	17,344,000	30,024
APHIS	400,000	
ARC	50,000	11,159
BIA	317,600	
BTS	200,000	
BUREC	2,089,000	763,448
CBP	42,957,949	7,352,454
CDC	17,423,500	
CIA	200,000	
CNCS	4,374,126	12,597
COE-LRD	2,522	2,522
COE-MVD	4,038,701,516	1,337,743,854
COE-NAD		
COE-SAD	474,456,445	197,898,391
COE-SWD	267,918,900	193,562,901
DHSOIG	200,000	
DHUD	83,042,680	41,513,515
DOC	1,700,000	409,820
DOD	1,020,486,169	348,550,716
DOE	357,026	52,026
DOED	205,000	
DOI	1,387,784	93,213
DOL	1,025,851	14,946
DOS	55,000	
DOT	550,724,100	325,532,460
EEOC	354,546	
EPA	353,616,030	10,284,694
FAA		
FCC	200,000	
FCSIC	200,000	
FLETC	460,103	459,381
FMSHRC	200,000	
FNS	20,000	
FPS	232,093,701	63,354,099
GSA	78,786,810	2,286,102

AGENCY	OBLIGATIONS	EXPENDITURES
HHS	249,354,997	2,745,266
IAIP	214,000	
ICE	35,938,730	266,152
MSPB		
NAR	880,380	
NASA	1,119,425	
NCPC	7,469	7,469
NCS	13,220,685	292,679
NCUA		
NGA	1,380,000	5,714
NLRB	240,000	215,543
NOAA	5,155,000	
NPS	157,000	
NRC	200,000	
NSF	200,000	
OCFO	210,000	
OPM	769,564	
OSHA	21,625,000	3,493,729
OSLGCP	200,000	
RRB	5,419	5,419
S&T	100,000	
SBA	200,000	
SCS	11,800	
SEC	2,000	
SSA	1,042,509	817,509
TREAS	2,790,650	65,863
TSA	455,000	
TVA	11,941,130	7,235,211
USCG	228,418,501	20,455,459
USCIS	910,000	
USDA	19,360,500	866,429
USDJ	55,794,600	8,368,616
USFS	365,678,756	24,614,522
USFWS		
USGS	492,351	
USPC	5,697,217	546,985
USPHS		
USPS	1,126,889	129,208
USSS	8,800	
VA	10,075,000	
Grand Total	8,226,533,731	2,600,187,964

**FINANCIAL INFORMATION TOOL
FOR HURRICANE KATRINA, RITA, & WILMA DECLARATIONS ONLY
MISSION ASSIGNMENTS ONLY
AS OF 10-04-2006**

PROG CODE	STATE NAME	EVENT NAME	AGENCY	PROGRAM NAME	OBLIGATIONS	EXPENDITURES
1602DR	FLORIDA	KATRINA	CBP	2501-MISSIONS-FOS	11,447,424	6,226,284
			COE-SAD	2501-MISSIONS-FOS	115,000	43,895
			DOD	2501-MISSIONS-FOS	100,000	
			DOE	2501-MISSIONS-FOS	10,000	
			DOT	2501-MISSIONS-FOS	2,018,500	1,004,749
			EPA	2501-MISSIONS-FOS	20,000	
			GSA	2501-MISSIONS-FOS	155,000	1,443
			HHS	2501-MISSIONS-FOS	365,000	
			NCS	2501-MISSIONS-FOS	10,000	
			USCG	2501-MISSIONS-FOS	1	
			USDA	2501-MISSIONS-FOS	10,000	
				2507-MISSIONS-TA	10,000	
				USFS	2501-MISSIONS-FOS	725,000
1602DR Total					14,985,925	7,864,349
1603DR	LOUISIANA	KATRINA	APHIS	2501-MISSIONS-FOS	368,000	
				2508-MISSIONS-DFA	12,000	
			ARC	2501-MISSIONS-FOS	50,000	11,159
			BUREC	2501-MISSIONS-FOS	1,089,000	763,448
			CBP	2501-MISSIONS-FOS	16,005,525	
			CDC	2508-MISSIONS-DFA	17,423,500	
			CNCS	2501-MISSIONS-FOS	1,524,626	
			COE-MVD	2501-MISSIONS-FOS	47,434,364	8,608,749
				2507-MISSIONS-TA	5,500,000	1,867,825
				2508-MISSIONS-DFA	1,971,257,000	726,000,561
			DHUD	2501-MISSIONS-FOS	3,695,000	1,809,847
				2508-MISSIONS-DFA	79,000,000	39,575,739
			DOC	2501-MISSIONS-FOS	150,000	
			DOD	2501-MISSIONS-FOS	111,197,000	29,063,149
				2507-MISSIONS-TA	384,500	
				2508-MISSIONS-DFA	28,684,427	5,185,986
			DOE	2501-MISSIONS-FOS	80,000	
			DOED	2508-MISSIONS-DFA		
			DOI	2501-MISSIONS-FOS	359,000	
			DOL	2501-MISSIONS-FOS		
			DOS	2501-MISSIONS-FOS	55,000	
			DOT	2501-MISSIONS-FOS	58,366,032	18,171,467
				2508-MISSIONS-DFA	299,190,095	182,674,103
			EPA	2501-MISSIONS-FOS	22,517,000	
				2507-MISSIONS-TA	2,500,000	
				2508-MISSIONS-DFA	197,000,000	
			FNS	2501-MISSIONS-FOS	20,000	
			FPS	2501-MISSIONS-FOS	156,783,020	61,833,932
				2507-MISSIONS-TA		
				2508-MISSIONS-DFA		
			GSA	2501-MISSIONS-FOS	2,949,500	64,864
				2508-MISSIONS-DFA		
			HHS	2501-MISSIONS-FOS	615,000	
2507-MISSIONS-TA	30,000					
2508-MISSIONS-DFA	82,686,997					

PROG CODE	STATE NAME	EVENT NAME	AGENCY	PROGRAM NAME	OBLIGATIONS	EXPENDITURES
			ICE	2501-MISSIONS-FOS	12,405,000	
				2508-MISSIONS-DFA	18,500,000	
			NAR	2508-MISSIONS-DFA	855,380	
			NASA	2501-MISSIONS-FOS	719,425	
			NCS	2501-MISSIONS-FOS	3,900,000	275,024
				2508-MISSIONS-DFA	1,000,000	
			NGA	2501-MISSIONS-FOS	520,000	
			NOAA	2501-MISSIONS-FOS	1,750,000	
			OCFO	2501-MISSIONS-FOS	10,000	
			OSHA	2501-MISSIONS-FOS	525,000	
			SBA	2501-MISSIONS-FOS		
			TREAS	2501-MISSIONS-FOS	160,000	
			TVA	2501-MISSIONS-FOS	1,937,772	1,141,484
				2508-MISSIONS-DFA		
			USCG	2501-MISSIONS-FOS	3,275,000	411,709
				2507-MISSIONS-TA	37,500	
				2508-MISSIONS-DFA	165,000,000	16,045,506
			USDA	2501-MISSIONS-FOS	1,176,000	
				2508-MISSIONS-DFA	10,000,000	
			USDJ	2501-MISSIONS-FOS	2,764,600	127,136
				2507-MISSIONS-TA	150,000	
				2508-MISSIONS-DFA	45,313,000	8,068,503
			USFS	2501-MISSIONS-FOS	138,600,000	16,378,139
				2508-MISSIONS-DFA		
			USGS	2501-MISSIONS-FOS	250,000	
			USPHS	2501-MISSIONS-FOS		
			USPS	2501-MISSIONS-FOS	83,270	83,270
			VA	2501-MISSIONS-FOS	50,000	
1603DR Total					3,515,908,533	1,118,161,601
1604DR	MISSISSIPPI	KATRINA	AID	2501-MISSIONS-FOS	17,304,000	27,197
			BTS	2501-MISSIONS-FOS	200,000	
			CBP	2501-MISSIONS-FOS	3,505,000	1,126,171
				2508-MISSIONS-DFA		
			CNCS	2501-MISSIONS-FOS	7,500	
				2508-MISSIONS-DFA	1,008,000	1,016
			COE-LRD	2501-MISSIONS-FOS	2,522	2,522
			COE-MVD	2501-MISSIONS-FOS	454,775,740	123,220,394
				2507-MISSIONS-TA	243,256	129,809
				2508-MISSIONS-DFA	1,271,755,595	332,471,035
			COE-SAD	2501-MISSIONS-FOS		
			DHSOIG	2501-MISSIONS-FOS	200,000	
			DHUD	2501-MISSIONS-FOS	127,680	67,653
			DOC	2501-MISSIONS-FOS	1,300,000	409,820
				2507-MISSIONS-TA	50,000	
			DOD	2501-MISSIONS-FOS	770,190,415	304,502,875
				2508-MISSIONS-DFA	54,950,345	4,125,268
			DOE	2501-MISSIONS-FOS	122,026	52,026
			DOED	2501-MISSIONS-FOS	205,000	
			DOI	2501-MISSIONS-FOS	995,400	93,213
			DOL	2501-MISSIONS-FOS	1,025,851	14,946
			DOS	2501-MISSIONS-FOS		
			DOT	2501-MISSIONS-FOS	65,010,844	44,362,610
				2507-MISSIONS-TA	50,000	
				2508-MISSIONS-DFA	3,353,213	
			EEOC	2501-MISSIONS-FOS	354,546	

PROG CODE	STATE NAME	EVENT NAME	AGENCY	PROGRAM NAME	OBLIGATIONS	EXPENDITURES
			EPA	2501-MISSIONS-FOS	2,529,200	749,562
				2507-MISSIONS-TA	12,300,000	1,543,423
				2508-MISSIONS-DFA	55,500,000	6,805,793
			FAA	2501-MISSIONS-FOS		
			FCC	2501-MISSIONS-FOS	200,000	
			FCSIC	2501-MISSIONS-FOS	200,000	
			FLETC	2501-MISSIONS-FOS	460,103	459,381
			FMSHRC	2501-MISSIONS-FOS	200,000	
			FPS	2501-MISSIONS-FOS	28,452,767	1,297,071
				2508-MISSIONS-DFA	700,000	168,611
			GSA	2501-MISSIONS-FOS	60,121,810	1,409,948
				2508-MISSIONS-DFA		
			HHS	2501-MISSIONS-FOS	695,000	
				2507-MISSIONS-TA	207,500	
				2508-MISSIONS-DFA	64,815,500	2,745,266
			IAIP	2501-MISSIONS-FOS	214,000	
			ICE	2501-MISSIONS-FOS	5,012,200	266,152
			MSPB	2501-MISSIONS-FOS		
			NAR	2501-MISSIONS-FOS	25,000	
			NASA	2501-MISSIONS-FOS	400,000	
				2508-MISSIONS-DFA		
			NCPC	2501-MISSIONS-FOS	7,469	7,469
			NCS	2501-MISSIONS-FOS	2,325,000	
				2508-MISSIONS-DFA		
			NCUA	2501-MISSIONS-FOS		
			NGA	2501-MISSIONS-FOS	170,000	5,714
			NLRB	2501-MISSIONS-FOS	240,000	215,543
			NOAA	2501-MISSIONS-FOS		
				2508-MISSIONS-DFA	500,000	
			NPS	2507-MISSIONS-TA	157,000	
			NRC	2501-MISSIONS-FOS	200,000	
			NSF	2501-MISSIONS-FOS	200,000	
			OCFO	2501-MISSIONS-FOS	200,000	
			OPM	2501-MISSIONS-FOS	769,564	
			OSHA	2501-MISSIONS-FOS	21,100,000	3,493,729
			OSLGCP	2501-MISSIONS-FOS	200,000	
			RRB	2501-MISSIONS-FOS	5,419	5,419
			S&T	2501-MISSIONS-FOS	100,000	
			SBA	2501-MISSIONS-FOS	200,000	
			SCS	2501-MISSIONS-FOS	11,800	
			SEC	2501-MISSIONS-FOS	2,000	
			SSA	2501-MISSIONS-FOS	842,509	817,509
			TREAS	2501-MISSIONS-FOS	2,370,650	31,218
			TSA	2501-MISSIONS-FOS	455,000	
			TVA	2501-MISSIONS-FOS	3,287,735	1,624,404
			USCG	2501-MISSIONS-FOS	13,970,000	932,341
				2508-MISSIONS-DFA	17,000,000	554
			USCIS	2501-MISSIONS-FOS	910,000	
			USDA	2501-MISSIONS-FOS	112,000	61,924
				2507-MISSIONS-TA	12,500	
				2508-MISSIONS-DFA	1,200,000	790,865
			USDJ	2501-MISSIONS-FOS	2,655,000	40,668
				2508-MISSIONS-DFA	4,867,000	132,310
			USFS	2501-MISSIONS-FOS	8,495,000	389,180
				2507-MISSIONS-TA	50,000	

PROG CODE	STATE NAME	EVENT NAME	AGENCY	PROGRAM NAME	OBLIGATIONS	EXPENDITURES
				2508-MISSIONS-DFA	5,500,000	263,092
			USGS	2501-MISSIONS-FOS	125,300	
			USPC	2501-MISSIONS-FOS	4,697,217	546,985
			USPS	2501-MISSIONS-FOS	43,619	28,619
			USSS	2501-MISSIONS-FOS	8,800	
			VA	2501-MISSIONS-FOS	25,000	
1604DR Total					2,971,785,595	835,439,301
1605DR	ALABAMA	KATRINA	AID	2501-MISSIONS-FOS	40,000	2,827
			CNCS	2508-MISSIONS-DFA	450,000	11,581
			COE-SAD	2501-MISSIONS-FOS	30,300,000	11,897,130
				2508-MISSIONS-DFA	151,000,000	56,542,356
			DHUD	2501-MISSIONS-FOS		
			DOD	2501-MISSIONS-FOS	2,669,482	12,201
			DOE	2501-MISSIONS-FOS	10,000	
			DOS	2501-MISSIONS-FOS		
			DOT	2501-MISSIONS-FOS	24,158,500	13,416,940
			EPA	2501-MISSIONS-FOS	10,000	4,164
				2507-MISSIONS-TA	3,000,000	160,530
				2508-MISSIONS-DFA	17,000,000	1,007,719
			FPS	2501-MISSIONS-FOS	5,452,500	54,485
			GSA	2501-MISSIONS-FOS	11,260,000	615,735
			HHS	2501-MISSIONS-FOS	50,000	
				2508-MISSIONS-DFA		
			NCS	2501-MISSIONS-FOS	73,000	
			TREAS	2501-MISSIONS-FOS	180,000	34,645
			TVA	2501-MISSIONS-FOS	3,457,622	2,419,053
			USCG	2501-MISSIONS-FOS	2,275,000	338,223
				2508-MISSIONS-DFA		
			USDA	2501-MISSIONS-FOS	20,000	2,464
			USFS	2501-MISSIONS-FOS	1,260,000	22,030
			USGS	2501-MISSIONS-FOS	70,500	
			USPS	2501-MISSIONS-FOS	1,000,000	17,319
1605DR Total					253,736,605	86,559,402
1606DR	TEXAS	RITA	ARC	2501-MISSIONS-FOS		
			BIA	2508-MISSIONS-DFA	317,600	
			CNCS	2508-MISSIONS-DFA	224,000	
			COE-MVD	2507-MISSIONS-TA	50,000	
			COE-SWD	2501-MISSIONS-FOS	41,888,900	18,722,097
				2507-MISSIONS-TA	100,000	10,594
				2508-MISSIONS-DFA	215,350,000	174,353,892
			DHUD	2501-MISSIONS-FOS	120,000	60,276
			DOD	2501-MISSIONS-FOS	23,100,000	20,676
				2508-MISSIONS-DFA	2,810,000	
			DOE	2501-MISSIONS-FOS	50,000	
			DOI	2501-MISSIONS-FOS	5,000	
			DOT	2501-MISSIONS-FOS	30,480,742	22,168,554
			EPA	2501-MISSIONS-FOS	10,000	
			FPS	2501-MISSIONS-FOS	7,668,817	
			GSA	2501-MISSIONS-FOS	30,000	27,920
			HHS	2501-MISSIONS-FOS	21,000,000	
			NCS	2501-MISSIONS-FOS	340,000	17,654
			NGA	2501-MISSIONS-FOS	690,000	
			NOAA	2501-MISSIONS-FOS	2,790,000	
			TREAS	2501-MISSIONS-FOS	70,000	
			TVA	2501-MISSIONS-FOS	2,080,000	1,478,426

PROG CODE	STATE NAME	EVENT NAME	AGENCY	PROGRAM NAME	OBLIGATIONS	EXPENDITURES
			USCG	2501-MISSIONS-FOS	100,000	
				2508-MISSIONS-DFA	8,000,000	2,727,126
			USDA	2501-MISSIONS-FOS	280,000	
				2508-MISSIONS-DFA	650,000	
			USFS	2501-MISSIONS-FOS	124,050,000	3,119,903
			USGS	2501-MISSIONS-FOS		
			USPC	2501-MISSIONS-FOS	1,000,000	
		VA	2508-MISSIONS-DFA	10,000,000		
1606DR Total					493,255,059	222,707,119
1607DR	LOUISIANA	RITA	BUREC	2501-MISSIONS-FOS	1,000,000	
			CDC	2501-MISSIONS-FOS		
			COE-MVD	2501-MISSIONS-FOS	1,675,000	977,211
				2507-MISSIONS-TA	600,000	276,085
				2508-MISSIONS-DFA	285,250,000	144,135,781
			DOD	2501-MISSIONS-FOS		
				2508-MISSIONS-DFA	11,000,000	1,576,361
			DOT	2501-MISSIONS-FOS	25,110,000	17,726,615
				2508-MISSIONS-DFA	2,500,000	1,436,624
			EPA	2508-MISSIONS-DFA	39,500,000	
			FPS	2501-MISSIONS-FOS	5,000,000	
			GSA	2501-MISSIONS-FOS	525,500	37,964
			HHS	2508-MISSIONS-DFA	20,100,000	
			NCS	2501-MISSIONS-FOS	5,002,685	
			TREAS	2501-MISSIONS-FOS	10,000	
			USCG	2508-MISSIONS-DFA	18,400,000	
			USDA	2508-MISSIONS-DFA	5,500,000	
			USFS	2508-MISSIONS-DFA	35,000,000	236,859
			USGS	2508-MISSIONS-DFA	36,000	
1607DR Total					456,209,185	166,403,500
1609DR	FLORIDA	WILMA	CIA	2501-MISSIONS-FOS	200,000	
			CNCS	2508-MISSIONS-DFA	1,160,000	
			COE-SAD	2501-MISSIONS-FOS	69,936,445	13,499,328
				2507-MISSIONS-TA	600,000	368,640
				2508-MISSIONS-DFA	222,350,000	115,528,887
			DOC	2501-MISSIONS-FOS	200,000	
			DOD	2501-MISSIONS-FOS	2,650,000	859,035
				2508-MISSIONS-DFA	900,000	6,277
			DOE	2501-MISSIONS-FOS	55,000	
			DOI	2508-MISSIONS-DFA	28,384	
			DOT	2501-MISSIONS-FOS	35,249,501	21,615,070
			EPA	2501-MISSIONS-FOS	40,000	4,264
				2507-MISSIONS-TA	100,000	3,050
				2508-MISSIONS-DFA	300,000	
			FPS	2501-MISSIONS-FOS	19,871,512	
				2508-MISSIONS-DFA	150,000	
			GSA	2501-MISSIONS-FOS	130,000	41,142
			HHS	2501-MISSIONS-FOS	1,230,000	
				2508-MISSIONS-DFA	8,165,000	
			NCS	2501-MISSIONS-FOS	40,000	
				2508-MISSIONS-DFA		
			NOAA	2508-MISSIONS-DFA	115,000	
			NPS	2501-MISSIONS-FOS		
			SSA	2501-MISSIONS-FOS	200,000	
			USCG	2501-MISSIONS-FOS	50,000	
				2508-MISSIONS-DFA	70,000	

PROG CODE	STATE NAME	EVENT NAME	AGENCY	PROGRAM NAME	OBLIGATIONS	EXPENDITURES
			USDA	2501-MISSIONS-FOS	330,000	
			USDJ	2501-MISSIONS-FOS	45,000	
			USFS	2501-MISSIONS-FOS	5,580,000	640,474
			USFWS	2501-MISSIONS-FOS		
			USGS	2501-MISSIONS-FOS	2,500	
1609DR Total					369,748,342	152,566,166
3212EM	LOUISIANA	KATRINA	DOD	2501-MISSIONS-FOS	250,000	
			DOT	2501-MISSIONS-FOS	1,120,000	134,840
			GSA	2501-MISSIONS-FOS		
				2508-MISSIONS-DFA	1,500,000	2,096
			NCS	2501-MISSIONS-FOS		
3212EM Total					2,870,000	136,936
3213EM	MISSISSIPPI	KATRINA	COE-MVD	2501-MISSIONS-FOS	160,561	56,405
			COE-SAD	2501-MISSIONS-FOS		
			DOD	2501-MISSIONS-FOS	10,000	8,103
			DOE	2501-MISSIONS-FOS	20,000	
			DOT	2501-MISSIONS-FOS	52,700	16,915
			EPA	2501-MISSIONS-FOS	10,000	6,189
			FPS	2501-MISSIONS-FOS	188,608	
			GSA	2501-MISSIONS-FOS	1,760,000	69,667
			HHS	2501-MISSIONS-FOS	50,000	
			NCS	2501-MISSIONS-FOS	10,000	
			TVA	2501-MISSIONS-FOS	288,000	
			USDA	2501-MISSIONS-FOS	20,000	9,690
			USFS	2501-MISSIONS-FOS	60,288	
3213EM Total					2,630,157	166,968
3214EM	ALABAMA	KATRINA	APHIS	2501-MISSIONS-FOS		
			COE-SAD	2501-MISSIONS-FOS		(6,304)
			DOD	2501-MISSIONS-FOS		
			DOE	2501-MISSIONS-FOS		
			DOT	2501-MISSIONS-FOS		
			EPA	2501-MISSIONS-FOS		
				2507-MISSIONS-TA		
			FPS	2501-MISSIONS-FOS	31,478	
			GSA	2501-MISSIONS-FOS		
			HHS	2501-MISSIONS-FOS		
			NCS	2501-MISSIONS-FOS		
			TVA	2501-MISSIONS-FOS		
			USCG	2501-MISSIONS-FOS		
			USDA	2501-MISSIONS-FOS		
			USFS	2501-MISSIONS-FOS		
3214EM Total					31,478	(6,304)
3215EM	ARKANSAS	KATRINA	DOT	2501-MISSIONS-FOS	50,000	
				2508-MISSIONS-DFA	500,000	
			FPS	2501-MISSIONS-FOS	460,000	
			GSA	2501-MISSIONS-FOS	60,000	7,452
			HHS	2501-MISSIONS-FOS	10,000	
				2508-MISSIONS-DFA	3,000,000	
3215EM Total					4,080,000	7,452
3216EM	TEXAS	KATRINA	CDC	2508-MISSIONS-DFA		
			DHUD	2501-MISSIONS-FOS	100,000	
			DOD	2501-MISSIONS-FOS	20,000	
				2508-MISSIONS-DFA		
			DOED	2501-MISSIONS-FOS		
			DOT	2501-MISSIONS-FOS	632,826	632,826

PROG CODE	STATE NAME	EVENT NAME	AGENCY	PROGRAM NAME	OBLIGATIONS	EXPENDITURES
				2508-MISSIONS-DFA	1,300,346	1,300,346
			FPS	2501-MISSIONS-FOS	7,000,000	
			GSA	2501-MISSIONS-FOS	285,000	7,872
			HHS	2501-MISSIONS-FOS	80,000	
				2508-MISSIONS-DFA	10,000,000	
			ICE	2501-MISSIONS-FOS	21,530	
			TVA	2501-MISSIONS-FOS	890,000	571,845
			USFS	2501-MISSIONS-FOS	5,000	
				2508-MISSIONS-DFA	22,498,468	2,868,382
			USGS	2508-MISSIONS-DFA	8,051	
3216EM Total					42,841,221	5,381,271
3217EM	TENNESSEE	KATRINA	HHS	2501-MISSIONS-FOS	2,000	
				2507-MISSIONS-TA	5,000	
			USDA	2501-MISSIONS-FOS		
3217EM Total					7,000	
3218EM	GEORGIA	KATRINA	HHS	2501-MISSIONS-FOS	52,000	
			USDA	2501-MISSIONS-FOS		
3218EM Total					52,000	
3222EM	NORTH CAROLINA	KATRINA	HHS	2501-MISSIONS-FOS	2,000	
			USDA	2501-MISSIONS-FOS		
3222EM Total					2,000	
3223EM	UTAH	KATRINA	GSA	2508-MISSIONS-DFA		
3223EM Total						
3224EM	COLORADO	KATRINA	GSA	2501-MISSIONS-FOS		
3224EM Total						
3231EM	KENTUCKY	KATRINA	HHS	2501-MISSIONS-FOS	2,000	
			USDA	2501-MISSIONS-FOS		
3231EM Total					2,000	
3232EM	MISSOURI	KATRINA	ARC	2501-MISSIONS-FOS		
3232EM Total						
3233EM	SOUTH CAROLINA	KATRINA	HHS	2501-MISSIONS-FOS	2,000	
			USDA	2501-MISSIONS-FOS		
3233EM Total					2,000	
3237EM	ALABAMA	KATRINA	HHS	2508-MISSIONS-DFA	1,000,000	
3237EM Total					1,000,000	
3241EM	ARIZONA	KATRINA	USFS	2501-MISSIONS-FOS	2,000,000	94,499
3241EM Total					2,000,000	94,499
3259EM	FLORIDA	RITA	APHIS	2501-MISSIONS-FOS	10,000	
				2508-MISSIONS-DFA	10,000	
			COE-NAD	2501-MISSIONS-FOS		
			COE-SAD	2501-MISSIONS-FOS	155,000	24,459
			DOD	2501-MISSIONS-FOS	255,000	
			DOE	2501-MISSIONS-FOS	10,000	
			DOT	2501-MISSIONS-FOS	10,000	
			EPA	2501-MISSIONS-FOS	10,000	
			FPS	2501-MISSIONS-FOS	10,000	
			GSA	2501-MISSIONS-FOS		
			HHS	2501-MISSIONS-FOS	10,000	
			NCS	2501-MISSIONS-FOS	10,000	
			USCG	2501-MISSIONS-FOS	16,000	
			USDA	2501-MISSIONS-FOS	10,000	
			USFS	2501-MISSIONS-FOS	730,000	13,984
3259EM Total					1,246,000	38,443
3260EM	LOUISIANA	RITA	COE-MVD	2508-MISSIONS-DFA		
			DOD	2501-MISSIONS-FOS		

PROG CODE	STATE NAME	EVENT NAME	AGENCY	PROGRAM NAME	OBLIGATIONS	EXPENDITURES
				2508-MISSIONS-DFA		
			DOT	2508-MISSIONS-DFA		
			EPA	2501-MISSIONS-FOS	25,000	
			FPS	2501-MISSIONS-FOS	125,000	
				2508-MISSIONS-DFA	100,000	
			HHS	2508-MISSIONS-DFA		
			USCG	2501-MISSIONS-FOS	25,000	
3260EM Total					275,000	
3261EM	TEXAS	RITA	ARC	2501-MISSIONS-FOS		
			CBP	2501-MISSIONS-FOS	12,000,000	
			COE-SWD	2501-MISSIONS-FOS	5,580,000	476,318
				2508-MISSIONS-DFA	5,000,000	
			DOD	2501-MISSIONS-FOS	11,315,000	3,190,787
			DOT	2501-MISSIONS-FOS	1,570,802	870,802
			EPA	2501-MISSIONS-FOS	1,244,830	
			FPS	2501-MISSIONS-FOS	100,000	
			GSA	2501-MISSIONS-FOS	10,000	
			HHS	2501-MISSIONS-FOS	35,180,000	
			NCS	2501-MISSIONS-FOS	510,000	
			USCG	2501-MISSIONS-FOS	200,000	
			USDA	2501-MISSIONS-FOS	30,000	1,486
			USFS	2501-MISSIONS-FOS	21,125,000	
3261EM Total					93,865,632	4,539,393
Grand Total					8,226,533,731	2,600,060,094

FINANCIAL INFORMATION TOOL

**SUMMARY OF ALL PUBLIC ASSISTANCE OBLIGATIONS FOR
NEW ORLEANS METROPOLITAN STATISTICAL AREA ONLY**

AS OF 10-04-2006

PROGRAM CODE	PROGRAM NAME	VENDOR COUNTY	NEMIS APPROVED OBLIGATIONS
1603DR	416X-PUBLIC ASSISTANCE	Jefferson	180,166,733.85
		Orleans	608,474,845.47
		Plaquemines	173,439,769.32
		St. Bernard	555,732,413.30
		St. Charles	20,734,720.33
		St. James	1,989,075.33
		St. John the Baptist	3,313,456.02
		St. Tammany	238,254,862.82
1603DR Total			1,782,105,876.44
1607DR	416X-PUBLIC ASSISTANCE	Jefferson	1,039,200.07
		Orleans	29,745.67
		Plaquemines	11,930.11
		St. Bernard	20,495.97
		St. Charles	288,952.41
		St. James	2,012.25
		St. John the Baptist	83,278.36
1607DR Total			1,475,614.84
Grand Total			1,783,581,491.28

FINANCIAL INFORMATION TOOL

PUBLIC ASSISTANCE OBLIGATIONS FOR NEW ORLEANS METROPOLITAN STATISTICAL AREA ONLY

AS OF 10-04-2006

PROGRAM NAME	PROGRAM CATEGORY	VENDOR COUNTY	NEMIS APPROVED OBLIGATIONS		
			KATRINA	RITA	GRAND TOTAL
			1603DR	1607DR	
416X-PUBLIC ASSISTANCE	416X-A DEBRIS REMOVAL	Jefferson	83,686,329.44	272,643.39	83,958,972.83
		Orleans	29,041,485.38		29,041,485.38
		Plaquemines	38,135,449.79		38,135,449.79
		St. Bernard	263,547,023.40		263,547,023.40
		St. Charles	871,017.96		871,017.96
		St. James	444,231.01		444,231.01
		St. John the Baptist	465,739.74		465,739.74
		St. Tammany	189,143,800.30		189,143,800.30
		416X-A DEBRIS REMOVAL Total		605,335,077.02	272,643.39
	416X-B PROTECTIVE MEASURES	Jefferson	58,043,558.95	766,556.68	58,810,115.63
		Orleans	256,602,227.96	29,745.67	256,631,973.63
		Plaquemines	32,365,842.61	11,930.11	32,377,772.72
		St. Bernard	192,004,986.72	20,495.97	192,025,482.69
		St. Charles	17,708,688.80	288,952.41	17,997,641.21
		St. James	1,056,289.45	2,012.25	1,058,301.70
		St. John the Baptist	1,694,585.56	83,278.36	1,777,863.92
		St. Tammany	23,965,124.09		23,965,124.09
		416X-B PROTECTIVE MEASURES Total		583,441,304.14	1,202,971.45
	416X-C ROADS & BRIDGES	Jefferson	1,253,400.91		1,253,400.91
		Orleans	5,769,640.99		5,769,640.99
		Plaquemines	1,228,152.13		1,228,152.13
		St. Bernard	3,438,426.47		3,438,426.47
		St. Charles	23,000.20		23,000.20
		St. James	43,357.27		43,357.27
		St. John the Baptist	99,803.93		99,803.93
		St. Tammany	3,010,508.22		3,010,508.22
		416X-C ROADS & BRIDGES Total		14,866,290.12	
416X-D WATER CONTROL FACILITIES	Jefferson	1,444,787.48		1,444,787.48	
	Orleans	519,138.68		519,138.68	
	Plaquemines	750,177.96		750,177.96	
	St. Bernard	552,322.10		552,322.10	
	St. Charles	222,754.33		222,754.33	
	St. John the Baptist	21,309.02		21,309.02	
	St. Tammany	1,069,984.35		1,069,984.35	
	416X-D WATER CONTROL FACILITIES Total		4,580,473.92		4,580,473.92
	416X-E PUBLIC BUILDINGS	Jefferson	27,011,832.61	0.00	27,011,832.61
Orleans		208,893,565.75		208,893,565.75	
Plaquemines		85,427,644.95		85,427,644.95	
St. Bernard		87,361,193.86		87,361,193.86	
St. Charles		1,620,554.94		1,620,554.94	
St. James		264,378.48		264,378.48	
St. John the Baptist		801,917.19	0.00	801,917.19	
St. Tammany		16,469,131.76		16,469,131.76	
416X-E PUBLIC BUILDINGS Total			427,850,219.54	0.00	427,850,219.54
416X-F PUBLIC UTILITIES	Jefferson	3,172,611.93	0.00	3,172,611.93	
	Orleans	89,959,310.06		89,959,310.06	
	Plaquemines	8,770,456.55		8,770,456.55	
	St. Bernard	4,035,845.32		4,035,845.32	
	St. Charles	54,628.05		54,628.05	
	St. James	41,590.30		41,590.30	
	St. John the Baptist	221,724.64		221,724.64	
	St. Tammany	3,594,920.57		3,594,920.57	
	416X-F PUBLIC UTILITIES Total		109,851,087.42	0.00	109,851,087.42
416X-G RECREATIONAL/OTHER	Jefferson	5,554,212.53		5,554,212.53	
	Orleans	17,689,476.65		17,689,476.65	
	Plaquemines	6,762,045.33		6,762,045.33	
	St. Bernard	4,792,615.43		4,792,615.43	
	St. Charles	234,076.05		234,076.05	
	St. James	139,228.82		139,228.82	
	St. John the Baptist	8,375.94		8,375.94	
	St. Tammany	1,001,393.53		1,001,393.53	
	416X-G RECREATIONAL/OTHER Total		36,181,424.28		36,181,424.28
Grand Total		1,782,105,876.44	1,475,614.84	1,783,581,491.28	

DISASTER RELIEF Terms Used

Direct/Support: Direct disaster programs provide resources to specifically address the short-, medium-, and long-term consequences of an event on both individuals and communities for declared disasters, emergencies, and fire management assistance grants. Direct costs also support pre-declaration activity (e.g., pre-positioning equipment and people before a hurricane strikes). Disaster support programs allow the Federal Emergency Management Agency (FEMA) to maintain critical, ongoing disaster operations and support infrastructure that supports the timely delivery of all of FEMA's disaster assistance programs. These resources provide for disaster-related support activities, which encompass ongoing operational capabilities that are not readily attributable to any one specific declared disaster.

Allocations: Funds set aside for declarations based on estimated needs for the next 30 days or less.

Commitments: Funds reserved in financial system based on specific requisitions in anticipation of their obligation.

Obligations: Obligations are recorded against allocated funds when contracts are signed, grants awarded, trips taken, mission assignments signed, etc.

Mission Assignments: Through Mission Assignments, FEMA tasks and reimburses Other Federal Agencies (OFAs) for providing services under the Stafford Act. These Mission Assignments fall into three categories:

o Technical Assistance (TA): OFAs provide expertise to States; 100% Federally funded; No State cost share

o Direct Federal Assistance (DFA): Requested by State; subject to State cost share (unless waived in response timeframe); Goods and services provided to the State to save lives and protect property

o Federal Operations Support (FOS): 100% Federally funded; No State cost share; Fed to Fed field operations support. This category reflects agreements with Federal agencies to perform services such as providing search and rescue operations, health and medical support, assisting with disease prevention and control, transportation of disaster victims, and delivery of food, water and other essential commodities to disaster victims.

Human Services Categories:

o Unemployment: Disaster Unemployment Assistance for individuals who lose their job as a result of a Presidentially-declared disaster and are not covered by regular unemployment insurance.

o Crisis Counseling: Short-term services, provided by FEMA as supplemental funds granted to State and local mental health agencies, available to eligible survivors of Presidentially-declared major disasters.

o Legal Services: Legal advice for low income individuals regarding cases that will not produce a fee, provided by The Young Lawyers Division of the American Bar Association, through an agreement with FEMA.

o Inspections: Inspections to assess disaster damage.

o Other Needs Assistance: Medical, dental, funeral cost, transportation cost and other disaster-related needs within a total cap for Individual Assistance of \$26,200 per individual or household.

o Housing Assistance: Lodging expenses reimbursement (for a hotel or motel), rental assistance, home repair cash grant and home replacement cash grants within a total cap for Individual Assistance of \$26,200 per individual or household.

Mitigation:

o Hazard Mitigation: Long-term hazard mitigation measures after a major disaster declaration. The purpose of the program is to reduce the loss of life and property due to natural disasters and to enable mitigation measures to be implemented during the immediate recovery from a disaster