

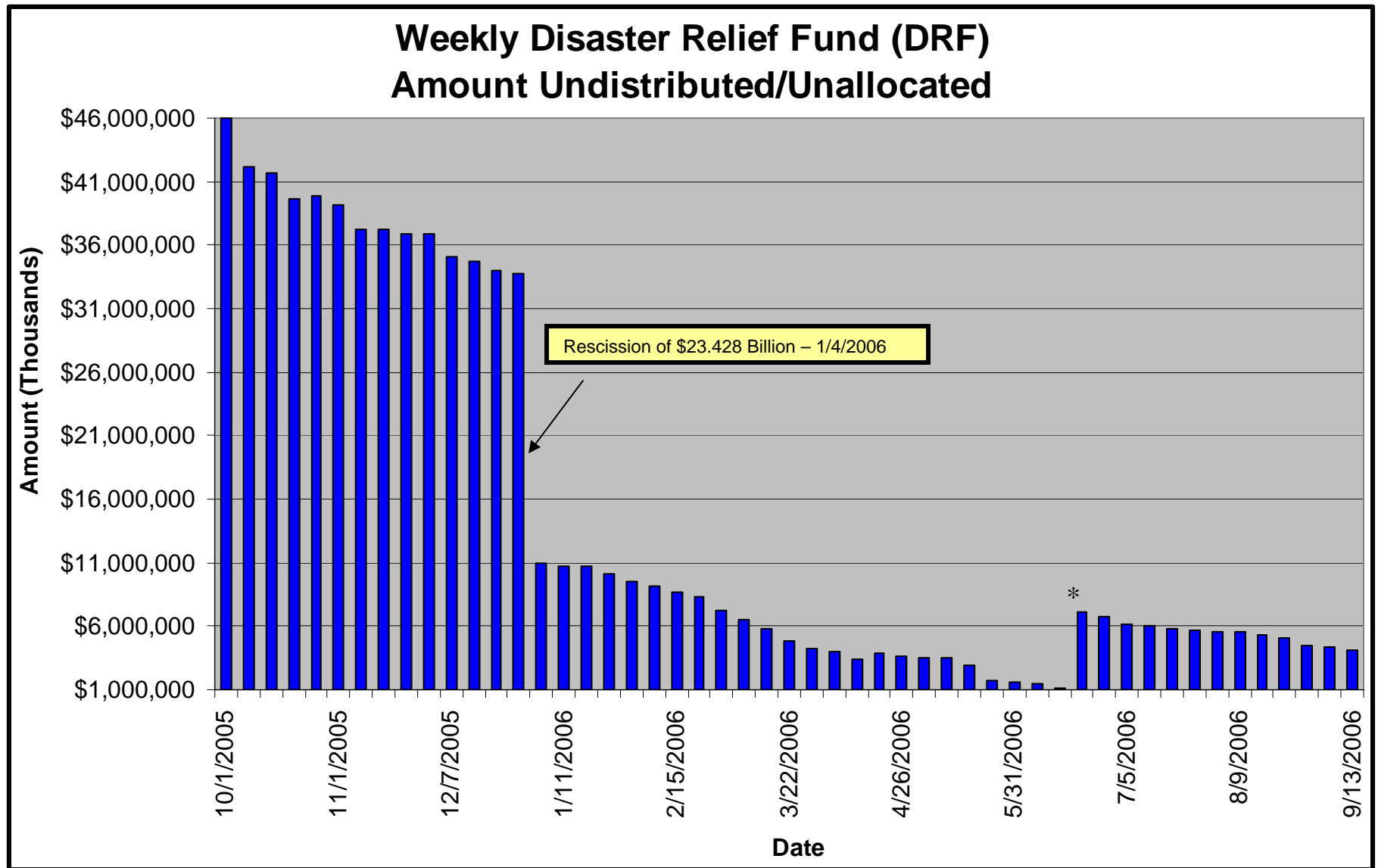
Department of Homeland Security - Federal Emergency Management Agency
Weekly Disaster Relief Fund (DRF) Report
9-13-2006
Congressional Weekly Report

TABLE OF CONTENTS

File	Title of File	Description	Page Numbers
Intro.	Graphical Representations	Graphic Analysis: ▪ DRF Amount Undistributed (10-1-2005 to present)	2
		▪ DRF Amount Undistributed (Current 8 weeks)	3
		▪ Allocations and Obligations for Katrina	4
		▪ Katrina, Rita and Wilma Allocations, Obligations and Expenditures	5
		▪ National Flood Insurance Claims	6
		▪ Manufactured Housing	7
2	Disaster Relief Fund - Status Report	Status of the Disaster Relief Fund	8-9
3	National Flood Insurance Data	Flood Insurance Claims made to Feds, by State; Homes Damaged without Flood Insurance, by State; Households Individual Claim Fully Paid, by State	10
4	Housing Data	Hotel and Manufactured Housing Information	11-13
5	Katrina, Rita and Wilma Declarations	Declarations by Major Object Class, Declarations by Program Area and Mission Assignments	14-24
		Vendor Details; Credit Card data; Obligations greater than \$50,000,000; Declarations; Missions Details; New Orleans data	25-85
6	Disaster Relief Terms	Definitions	86-87

FEDERAL EMERGENCY MANAGEMENT AGENCY
 DISASTER RELIEF FUND

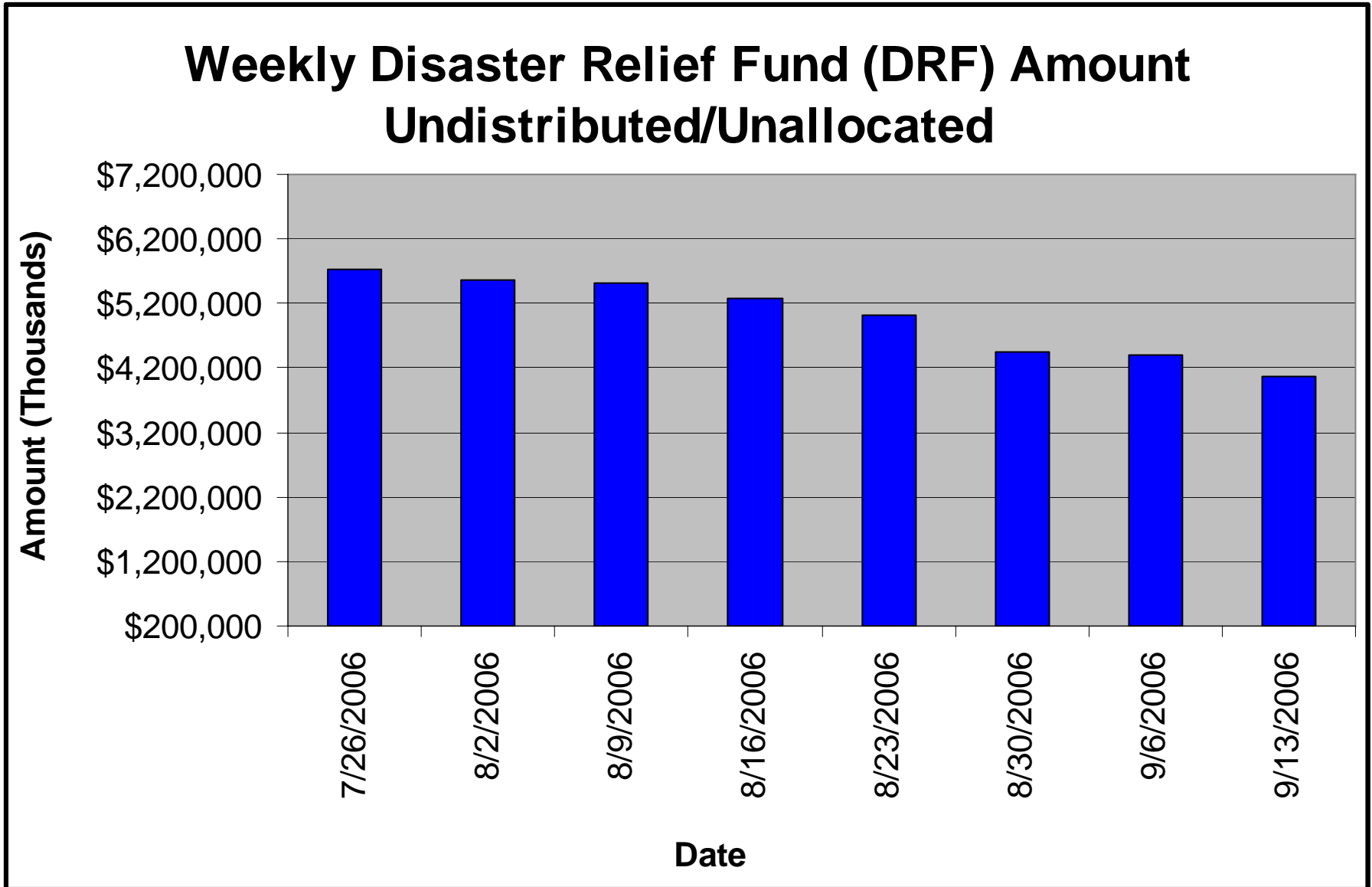
10/1/2005 to 9/13/2006



* Note: \$6,000,000 supplemental pursuant to P.L. 109-234

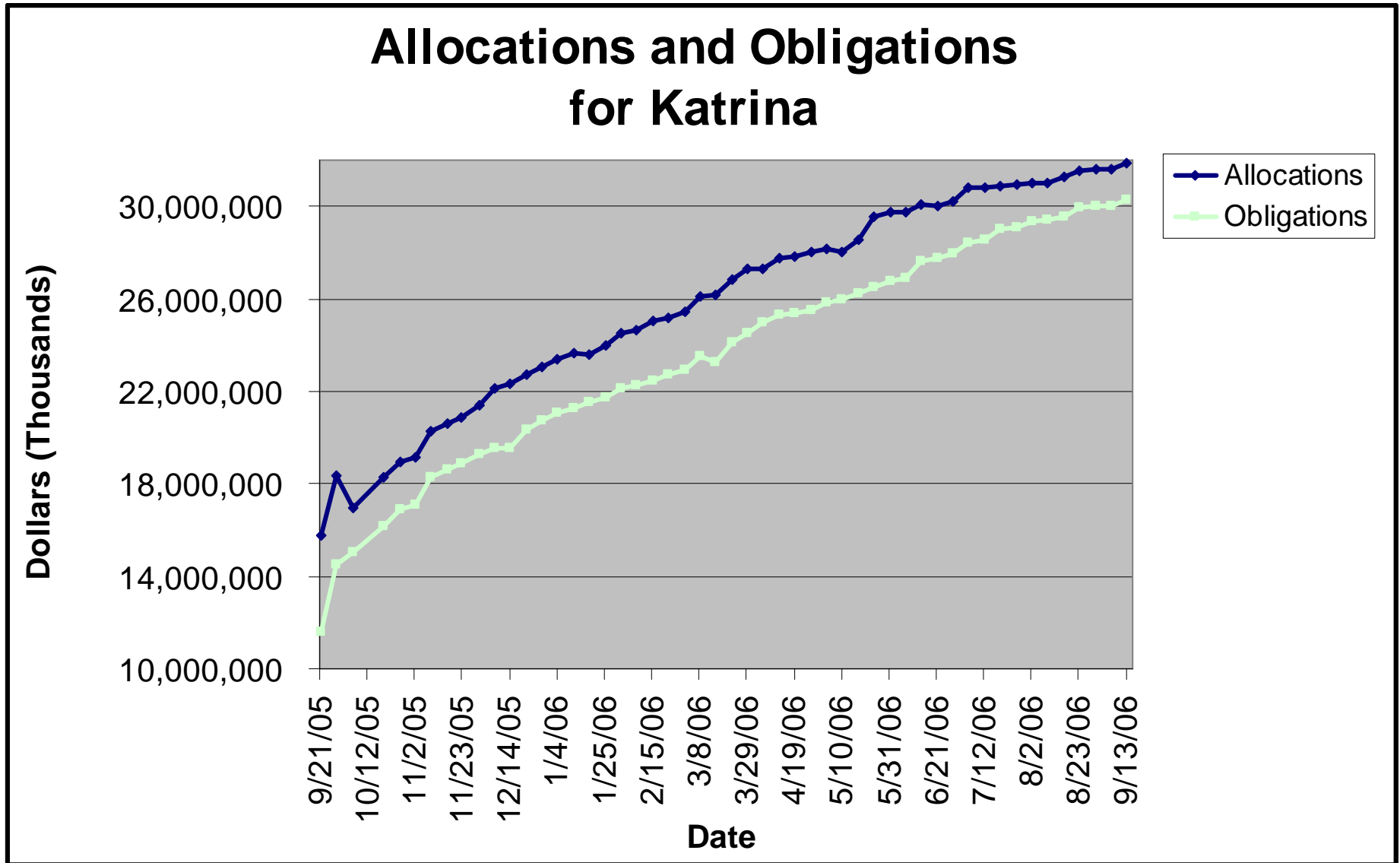
FEDERAL EMERGENCY MANAGEMENT AGENCY
DISASTER RELIEF FUND

As of 9/13/06



FEDERAL EMERGENCY MANAGEMENT AGENCY
DISASTER RELIEF FUND

As of 9/13/06



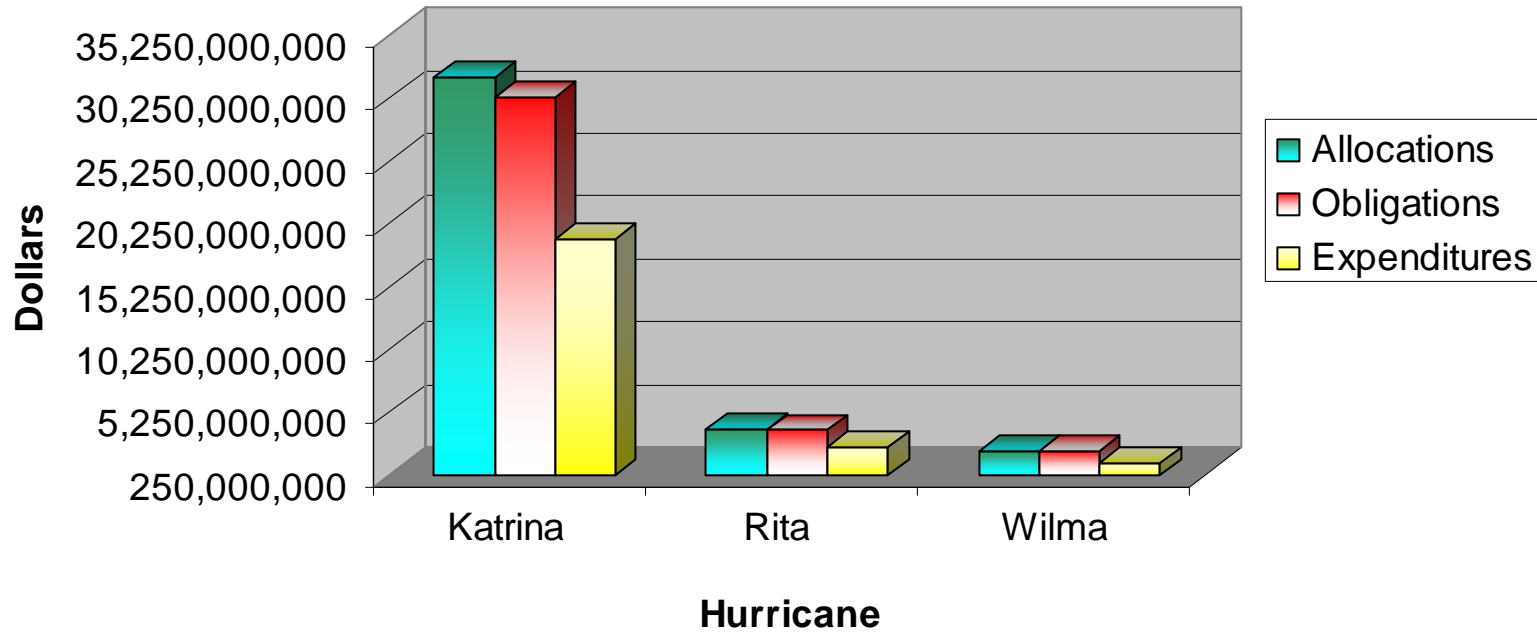
**FEDERAL EMERGENCY MANAGEMENT AGENCY
DISASTER RELIEF FUND**

As of 9/13/06

**Katrina, Rita and Wilma
Allocations, Obligations and Expenditures**

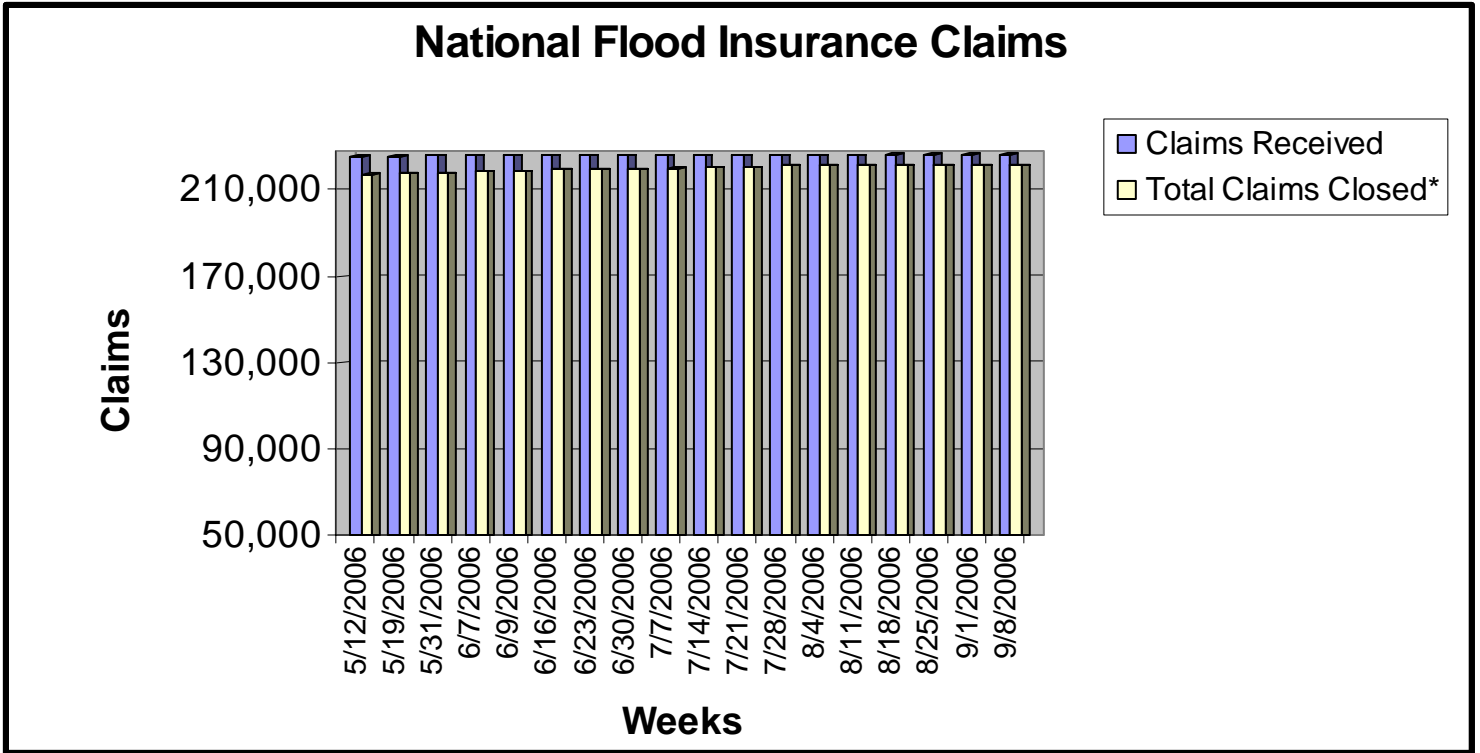
	Katrina	Rita	Wilma	Totals
Allocations	31,844,237,817	3,982,844,010	2,233,782,737	38,060,864,564
Obligations	30,264,299,196	3,867,332,547	2,151,648,179	36,283,279,922
Expenditures	19,002,837,201	2,507,815,893	1,258,889,180	22,769,542,274

**Allocations, Obligation and Expenditures
for Katrina, Rita and Wilma**

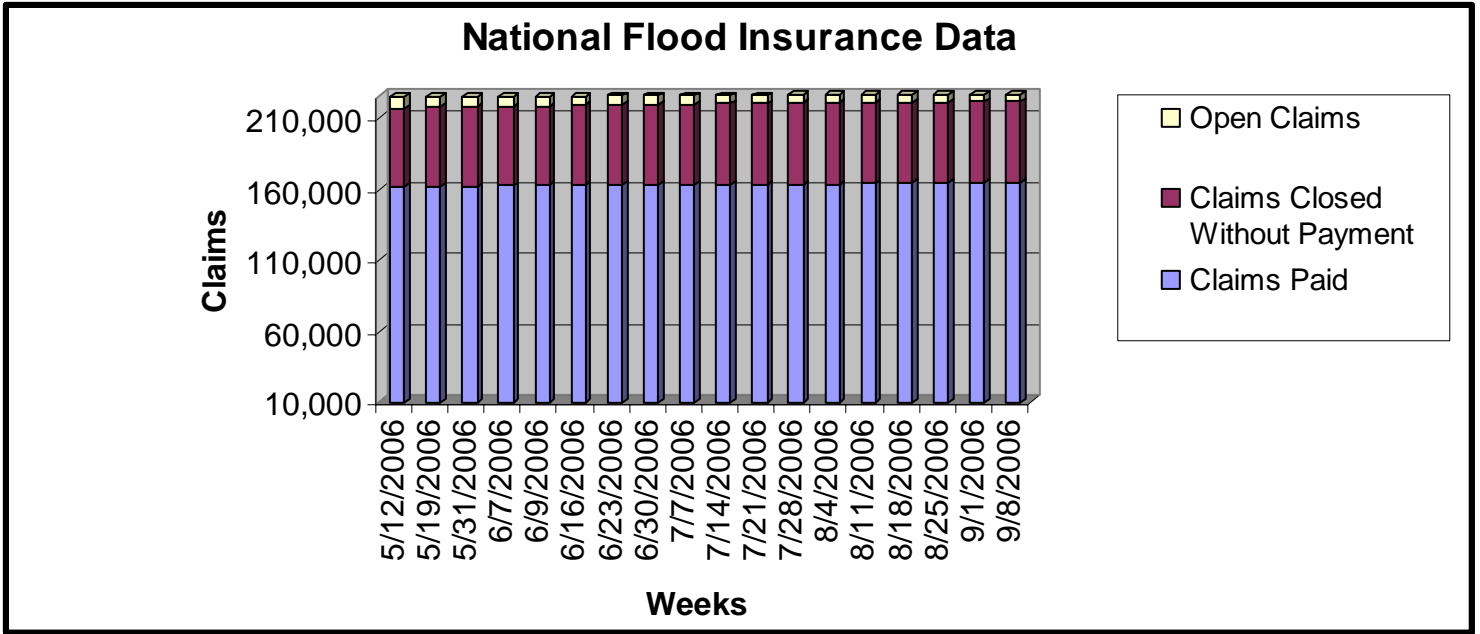


**FEDERAL EMERGENCY MANAGEMENT AGENCY
DISASTER RELIEF FUND**

As of 09/08/06



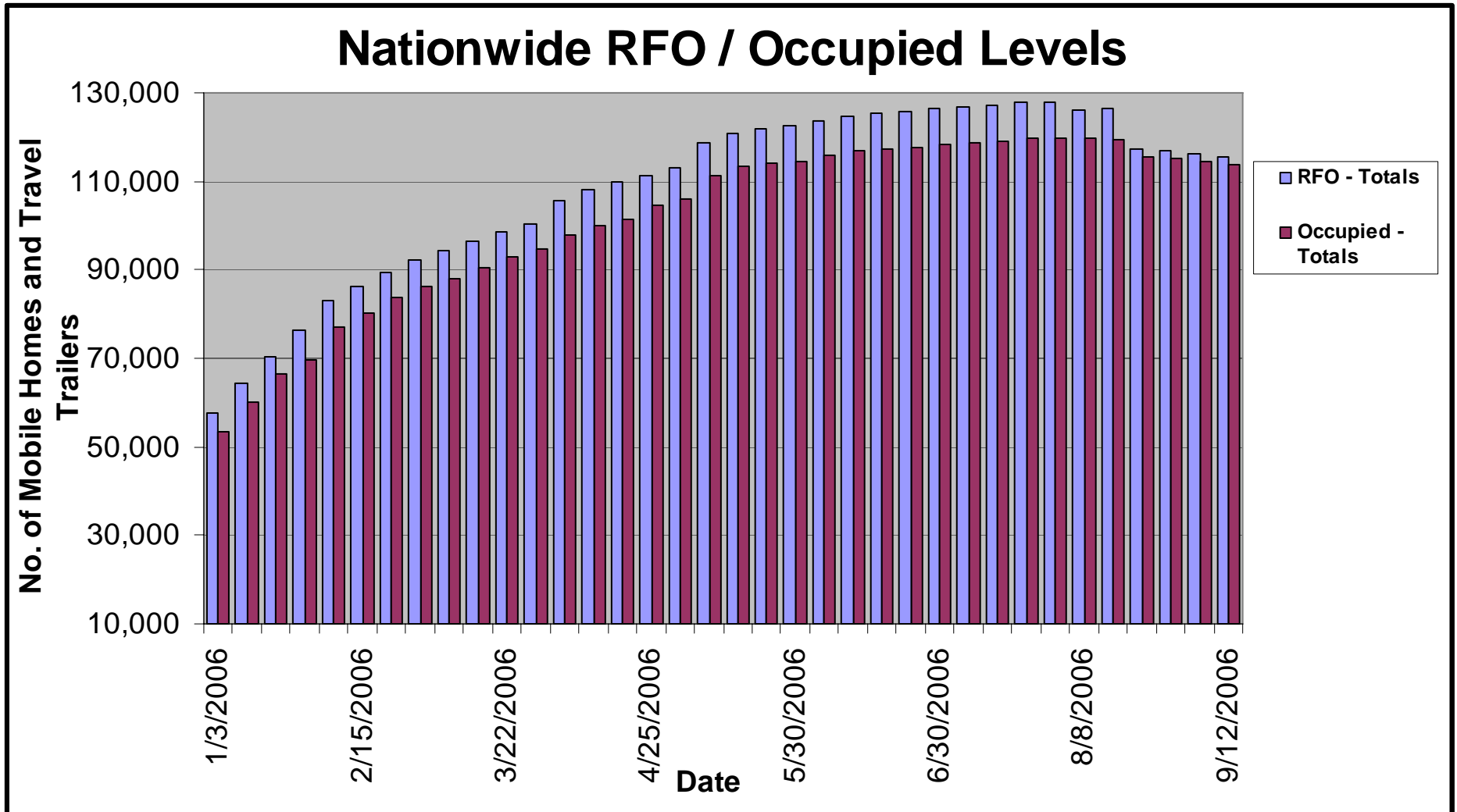
*Note: "Total Claims Closed" incorporates Claims Closed Without Payment (CWOPs) and Claims Paid. CWOPs are claims that are received, but closed without payment because the damage is not covered by the NFIP Standard Flood Insurance Policy.



FEDERAL EMERGENCY MANAGEMENT AGENCY
DISASTER RELIEF FUND

As of 9/12/06

Manufactured Housing Data
Mobile Homes and Travel Trailers Ready for Occupation (RFO) and Occupied



HOMELAND SECURITY - FEDERAL EMERGENCY MANAGEMENT AGENCY
DISASTER RELIEF FUND - FY-2006 ACTIVITY
Dollars in Thousands
As of 09/13/06

Status of the Disaster Relief Fund

	<u>Direct/Support</u>	<u>Change Since Last Report</u>
Status of Obligations:		
FY 2005 APPROPRIATION AVAILABLE:	69,687,736	0
FY 2005 OBLIGATIONS (net of recoveries):	23,158,726	0
FY 2005 UNOBLIGATED BALANCE:	46,529,010	0
FY 2006 APPROPRIATION AVAILABLE:	31,634,145	4,069
TOTAL OBLIGATIONS FY 2006 (net):	22,738,913	291,326
Obligations-FY '05 Recoveries:	2,264,635	4,069
Less: TOTAL OBLIGATIONS FY 2006 (gross):	25,003,548	295,395
UNOBLIGATED BALANCE:	6,630,597	(291,326)
Status of Commitments:		
Less: TOTAL COMMITMENTS:	26,572,509	277,040
UNCOMMITTED BALANCE:	5,061,636	(272,971)
Status of Allocations:		
FUNDS ALLOCATED FY 2005:	23,158,726	0
FUNDS ALLOCATED FY 2006:	27,559,173	317,874
Less: TOTAL OBLIGATIONS FY 2006 (gross):	25,003,548	295,395
UNOBLIGATED ALLOCATION:	2,555,625	22,479
Amount Undistributed/Unallocated:	4,074,972	(313,805)

Includes the rescission of \$23,409,300,000, transfer of \$752,500,000 to the Disaster Assistance Direct Loan Program Account, recoveries of \$2,264,634,717, the addition of the FY 2006 annual appropriation of \$1,752,300,000, the transfer of \$712,000,000 to the Small Business Administration for the Disaster Loan Program Account, the addition of the Fourth Emergency Supplemental appropriation of \$6,000,000,000 and the transfer of \$38,000,000 to the Social Security Administration.

HOMELAND SECURITY - FEDERAL EMERGENCY MANAGEMENT AGENCY
DISASTER RELIEF FUND
Dollars in Thousands
As of 09/13/06

Status of the Katrina Disaster Relief Funds

	<u>Direct/Support</u>	<u>Change Since Last Report</u>
Status of Allocations:		
FUNDS ALLOCATED:	31,844,238	215,674
Less: TOTAL OBLIGATIONS (gross):	30,264,299	229,094
UNOBLIGATED ALLOCATION:	1,579,939	(13,420)
Status of Obligations:		
TOTAL OBLIGATIONS (gross):	30,264,299	229,094

Status of the Rita Disaster Relief Funds

	<u>Direct/Support</u>	<u>Change Since Last Report</u>
Status of Allocations:		
FUNDS ALLOCATED:	3,982,844	33,195
Less: TOTAL OBLIGATIONS (gross):	3,867,333	14,498
UNOBLIGATED ALLOCATION:	115,511	18,697
Status of Obligations:		
TOTAL OBLIGATIONS (gross):	3,867,333	14,498

Status of the Wilma Disaster Relief Funds

	<u>Direct/Support</u>	<u>Change Since Last Report</u>
Status of Allocations:		
FUNDS ALLOCATED:	2,233,783	3,221
Less: TOTAL OBLIGATIONS (gross):	2,151,648	-7,855
UNOBLIGATED ALLOCATION:	82,135	11,076
Status of Obligations:		
TOTAL OBLIGATIONS (gross):	2,151,648	-7,855

Disaster Relief Fund: Details by Disaster Declaration (Katrina)						
Hurricane Katrina				Allocations	Obligations	Unobligated
Florida	Declared 8/28/05	1602DR		195,934	191,260	4,674
Louisiana	Declared 8/27/05	3212EM		8,508	8,508	0
Louisiana	Declared 8/28/05	1603DR		19,982,220	19,056,602	925,618
Subtotal, LA				19,990,728	19,065,110	925,618
Mississippi	Declared 8/28/05	3213EM		2,640	2,640	0
Mississippi	Declared 8/28/05	1604DR		9,650,366	9,064,973	585,393
Subtotal, MS				9,653,006	9,067,613	585,393
Alabama	Declared 8/28/05	3214EM		84	84	0
Alabama	Declared 8/28/05	1605DR		1,161,174	1,127,694	33,480
Subtotal, AL				1,161,258	1,127,778	33,480
Evacuations						
Arkansas	Declared 9/02/05	3215EM		54,221	54,184	37
Texas	Declared 9/02/05	3216EM		606,998	599,443	7,555
Tennessee	Declared 9/05/05	3217EM		33,338	33,338	0
Georgia	Declared 9/05/05	3218EM		20,953	17,030	3,923
Oklahoma	Declared 9/05/05	3219EM		14,427	12,649	1,779
Florida	Declared 9/05/05	3220EM		9,202	7,848	1,354
West Virginia	Declared 9/05/05	3221EM		907	886	21
North Carolina	Declared 9/05/05	3222EM		2,002	1,993	9
Utah	Declared 9/05/05	3223EM		2,010	1,992	18
Colorado	Declared 9/05/05	3224EM		14,411	14,184	228
Michigan	Declared 9/07/05	3225EM		2,524	2,267	257
District of Columbia	Declared 9/07/05	3226EM		1,939	1,891	49
Washington	Declared 9/07/05	3227EM		3,564	3,538	27
Oregon	Declared 9/07/05	3228EM		2,121	2,113	8
New Mexico	Declared 9/07/05	3229EM		2,246	1,697	550
Illinois	Declared 9/07/05	3230EM		2,704	2,556	148
Kentucky	Declared 9/10/05	3231EM		4,310	4,140	170
Missouri	Declared 9/10/05	3232EM		2,671	2,597	74
South Carolina	Declared 9/10/05	3233EM		3,657	3,637	20
South Dakota	Declared 9/10/05	3234EM		295	274	21
Pennsylvania	Declared 9/10/05	3235EM		3,415	3,405	10
Kansas	Declared 9/10/05	3236EM		164	163	0
Alabama	Declared 9/10/05	3237EM		4,000	3,840	160
Indiana	Declared 9/10/05	3238EM		4,151	3,932	218
Iowa	Declared 9/10/05	3239EM		238	228	10
Virginia	Declared 9/12/05	3240EM		724	566	158
Arizona	Declared 9/12/05	3241EM		7,550	7,558	(8)
Minnesota	Declared 9/13/05	3242EM		15,024	3,896	11,129
Nevada	Declared 9/13/05	3243EM		1,317	1,015	302
Idaho	Declared 9/13/05	3244EM		679	654	25
Nebraska	Declared 9/13/05	3245EM		211	211	0
Connecticut	Declared 9/13/05	3246EM		1,043	722	322
North Dakota	Declared 9/13/05	3247EM		66	51	15
California	Declared 9/13/05	3248EM		903	704	199
Wisconsin	Declared 9/13/05	3249EM		3,526	2,971	555
Ohio	Declared 9/13/05	3250EM		2,544	2,500	44
Maryland	Declared 9/13/05	3251EM		1,744	1,649	94
Massachusetts	Declared 9/13/05	3252EM		6,366	6,316	50
Montana	Declared 9/13/05	3253EM		443	433	10
Rhode Island	Declared 9/19/05	3255EM		1,525	1,156	369
Maine	Declared 9/19/05	3256EM		106	57	49
New Jersey	Declared 9/19/05	3257EM		201	182	20
New Hampshire	Declared 9/19/05	3258EM		106	16	90
New York	Declared 9/30/05	3262EM		2,613	1,955	659
Delaware	Declared 9/30/05	3263EM		151	101	50
Subtotal, Evacuations				843,312	812,538	30,774
Total, Katrina				31,844,238	30,264,299	1,579,939
Disaster Relief Fund: Details by Disaster Declaration (Rita)						
Hurricane Rita				Allocations	Obligations	Unobligated
Florida	Declared 9/20/05	3259EM		10,391	10,226	165
Louisiana	Declared 9/21/05	3260EM		275	275	0
Louisiana	Declared 9/24/05	1607DR		1,784,014	1,739,297	44,717
Subtotal, Louisiana				1,784,289	1,739,572	44,717
Texas	Declared 9/21/05	3261EM		103,104	103,087	17
Texas	Declared 9/24/05	1606DR		2,085,061	2,014,448	70,612
Subtotal, Texas				2,188,165	2,117,535	70,630
Total, Rita				3,982,844	3,867,333	115,511
Disaster Relief Fund: Details by Disaster Declaration (Wilma)						
Hurricane Wilma				Allocations	Obligations	Unobligated
Florida	Declared 10/24/05	1609DR		2,233,783	2,151,648	82,135
Subtotal, FL				2,233,783	2,151,648	82,135
Total, Wilma				2,233,783	2,151,648	82,135

National Flood Insurance Program Data for Hurricanes Katrina and Rita

As of 09/08/2006

Number of Flood Insurance Claims Made to Feds, by State*	
State and Disaster Number	Number of Losses Received
Florida, DR-1602	9,021
Louisiana, DR-1603	177,827
Mississippi, DR-1604	19,006
Alabama, DR-1605	5,723
Texas, DR-1606	3,930
Louisiana, DR-1607	10,910
TOTAL	226,417

*The data above is gathered through telephone surveys of NFIP Write Your Own companies and represents the best available information. These numbers should be regarded as preliminary estimates.

As of 3/28/06

Number of Homes Damaged Without Flood Insurance, by State**	
State and Disaster Number	Number of Registrants Reporting No Flood Insurance
Florida, DR-1602	733
Louisiana, DR-1603 and 1607	32,768
Mississippi, DR-1604	26,716
Alabama, DR-1605	1,743
Texas, DR-1606	889
TOTAL	62,849

**Reports dated before 3/28/06 were based on households reported as flood damaged by the "applicants" when they originally filed for assistance. The data above represents the number of owners and renters (households) that registered through FEMA's National Processing Service Center, and subsequently received an inspection by FEMA or SBA. This report consists of only those households verified by inspection as flood damaged, including homes where sensors recorded flooding activity.

As of 09/08/2006

Number of Households Individual Claim Fully Paid, by State***	
State and Disaster Number	Number of Losses Paid
Florida, DR-1602	5,782
Louisiana, DR-1603	126,860
Mississippi, DR-1604	17,159
Alabama, DR-1605	5,085
Texas, DR-1606	1,712
Louisiana, DR-1607	7,429
TOTAL	164,027

***"Losses Paid" are numbers generated from estimates received from the NFIP Write Your Own companies. These numbers represent all NFIP policies, both commercial and residential. This data represents the best information available at this time. These numbers should be regarded as preliminary estimates.

As of 09/08/2006

Number of Flood Insurance Claims Closed Without Payment (CWOP)*	
State and Disaster Number	Number of CWOP Claims
Florida, DR-1602	3,014
Louisiana, DR-1603	47,302
Mississippi, DR-1604	1,506
Alabama, DR-1605	548
Texas, DR-1606	2,093
Louisiana, DR-1607	3,131
TOTAL	57,594

*The data above is gathered through telephone surveys of NFIP Write Your Own companies and represents the best available information. These numbers should be regarded as preliminary estimates. CWOPs are claims that are received, but closed without payment because the damage is not covered by the NFIP Standard Flood Insurance Policy.

**Hurricanes Katrina, Rita and Wilma
Hotel and Motel Data*
As of 9/12/06**

Hotel & Motel Rooms	
State	Authorization Codes
LA	26
Total	26

*As of 5/02/06, FEMA tracks hotel occupancy through the use of authorization codes rather than hotel rooms. Authorization codes are issued to individual applicants (or an individual on behalf of a household) who meet eligibility and verification requirements to occupy a FEMA funded hotel room(s). While the number of authorization codes issued roughly reflects the number of rooms occupied, it is not a direct correlation.

MANUFACTURED HOUSING DATA AS OF 9/12/2006

Hurricanes Katrina / Rita Manufactured Housing Data	
Louisiana	9.12.06
Inventory at Staging Area	4,784
Travel Trailers	3,921
Mobile Homes	202
Modular Housing	661
Issued from Staging Area -Today	0
Pads - Leased (1)	16,737
Pads - Leases Pending	100
Cumulative RFO	75,916
Travel Trailers	71,236
Mobile Homes	4,680
Occupied	74,438
Travel Trailers	69,797
Mobile Homes	4,641
Mississippi	9.12.06
Inventory at Staging Area	1,786
Travel Trailers	1,359
Mobile Homes	427
Modular Housing	0
Issued from Staging Area -Today	38
Pads - Leased (1)	6,284
Pads - Leases Pending	201
Cumulative RFO	35,342
Travel Trailers	30,440
Mobile Homes	4,902
Occupied	35,127
Travel Trailers	30,331
Mobile Homes	4,796
Alabama	9.12.06
Inventory at Staging Area	2,856
Travel Trailers	1,953
Mobile Homes	903
Modular Housing	0
Issued from Staging Area -Today	33
Pads - Leased (1)	187
Pads - Leases Pending	0
Cumulative RFO	805
Travel Trailers	805
Mobile Homes	0
Occupied	805
Travel Trailers	805
Mobile Homes	0

MANUFACTURED HOUSING DATA AS OF 9/12/2006

Hurricanes Katrina / Rita Manufactured Housing Data Continued	
Texas	9.12.06
Inventory at Staging Area	11,620
Travel Trailers	171
Mobile Homes	10,828
Modular Housing	621
Issued from Staging Area-Today	26
Pads - Leased (1)	194
Pads - Leases Pending	0
Cumulative RFO	3,384
Travel Trailers	3,384
Mobile Homes	0
Occupied	3,367
Travel Trailers	3,367
Mobile Homes	0
Florida	9.12.06
Inventory at Staging Area	359
Travel Trailers	219
Mobile Homes	140
Modular Housing	0
Issued from Staging Area -Today	0
Totals	9.12.06
Cumulative RFO	115,447
Occupied	113,737
Comments	
The figures contained in this report are based on best available data.	
» Report includes travel trailer, mobile home data and modular housing data.	
» Staging areas: LA - New Orleans, Baton Rouge and Lake Charles; AR - Hope; AL - Selma-Craig and Summerdale; TX - Texarkana and Jasper; MS - Purvis and Carnes	
» FL-LT manages Florida manufactured housing.	
» Emergency Housing Sites include industrial, commercial, private and group sites.	
Notes:	
1. Excludes private and industrial EGS.	
2. Includes private, industrial, commercial and group sites.	

KATRINA DECLARATIONS BY MAJOR OBJECT CLASS

AS OF 09-13-2006

ROUNDED TO THE NEAREST DOLLAR / PERCENT

PROGRAM AREA	PROGRAM NAME	ALLOCATIONS	UN-OBLIGATED COMMITMENTS	OBLIGATIONS	UN-OBLIGATED ALLOCATIONS(c)	UN-LIQUIDATED OBLIGATIONS	EXPENDITURES	ALLOCATION AVAILABLE
1-HUMAN SERVICES	2503-UNEMPLOYMENT	423,459,491		410,183,399	13,276,092		410,183,399	13,276,092
	2504-CRISIS COUNSELING-NIMH	70,531,403	300,000	33,481,214	37,050,189	1,709,848	31,771,366	36,750,189
	2576-LEGAL SERVICES	348,073	80,316	267,249	80,824	139,982	127,267	508
	2592-INSPECTIONS	236,146,214	19,283,237	237,306,169	(1,159,955)	100,385,972	136,920,197	(20,443,192)
	4149-OTHER NEEDS ASSISTANCE	1,854,389,314		1,851,267,707	3,121,607	51,736,380	1,799,531,327	3,121,607
	414X-HOUSING ASSISTANCE	4,114,125,741	5,883	4,108,503,686	5,622,055	10,024,160	4,098,479,526	5,616,172
	4152-CRISIS COUNSELING-SCC	40,720,750		40,151,560	569,190	16,056,168	24,095,392	569,190
	IMMEDIATE NEEDS ASSISTANCE MANUFACTURED HOUSING	7,502,748,822	949,336,203	6,508,140,244	994,608,578	1,444,592,415	5,063,547,829	45,272,375
TOTAL	14,242,469,809	969,005,639	13,189,311,227	1,053,158,582	1,624,654,925	11,564,656,302	84,152,943	
2-INFRASTRUCTURE	2594-INSPECTIONS	497,903,029	67,510,210	413,828,417	84,074,612	113,155,095	300,673,322	16,564,402
	416X-PUBLIC ASSISTANCE	6,009,401,987		5,969,188,682	40,213,305	3,018,188,998	2,950,999,684	40,213,305
	TOTAL	6,507,305,016	67,510,210	6,383,017,099	124,287,917	3,131,344,092	3,251,673,007	56,777,707
3-MITIGATION	2593-INSPECTIONS	32,722,196	6,284,064	22,856,568	9,865,628	13,141,161	9,715,407	3,581,565
	4173-HAZARD MITIGATION	23,208,933		23,208,933		21,800,624	1,408,309	
	TOTAL	55,931,129	6,284,064	46,065,501	9,865,628	34,941,785	11,123,716	3,581,565
4-OPERATIONS	2507-MISSIONS-TA	26,130,756		24,687,256	1,443,500	21,181,593	3,505,663	1,443,500
	2508-MISSIONS-DFA	4,979,879,852		4,970,378,916	9,500,936	3,994,778,383	975,600,533	9,500,936
	TOTAL	5,006,010,608		4,995,066,172	10,944,436	4,015,959,976	979,106,196	10,944,436
5-ADMINISTRATION	11XX-SALARIES & BENEFITS	401,175,811		398,683,025	2,492,786		398,683,025	2,492,786
	21XX-TRAVEL	221,124,608	3,139,861	215,311,296	5,813,312	12,250,122	203,061,174	2,673,450
	22XX-TRANSPORTION	45,774,335	252,248	41,723,503	4,050,832	5,392,827	36,330,676	3,798,585
	23XX-RENT, COMM. UTILITIES	303,187,561	26,310,164	274,493,746	28,693,814	62,791,894	211,701,852	2,383,650
	24XX-PRINT & REPRO	5,714,608	375,836	5,121,930	592,678	2,924,154	2,197,776	216,842
	2501-MISSIONS-FOS	2,188,873,294		2,185,883,702	2,989,593	1,541,173,255	644,710,447	2,989,593
	25XX-OTHER SERVICES	2,019,246,435	236,607,145	1,728,036,283	291,210,152	646,004,605	1,082,031,678	54,603,007
	26XX-SUPPLIES & MATERIALS	547,237,312	15,994,091	519,565,238	27,672,074	116,759,846	402,805,391	11,677,983
	31XX-EQUIPMENT	213,046,356	11,011,450	197,523,417	15,522,939	25,019,607	172,503,810	4,511,489
	32XX-LAND & STRUCTURES	11,945,466	2,283,461	9,301,589	2,643,877	1,269,788	8,031,801	360,416
	4101-URBAN SEARCH & RESCUE	75,195,470		75,195,469	1	40,975,119	34,220,350	1
	TOTAL	6,032,521,256	295,974,256	5,650,839,197	381,682,059	2,454,561,217	3,196,277,980	85,707,803
	GRAND TOTAL	31,844,237,817	1,338,774,168	30,264,299,196	1,579,938,621	11,261,461,996	19,002,837,201	241,164,453

KATRINA DECLARATIONS BY PROGRAM AREA

AS OF 09-13-2006

PROGRAM CODE	STATE NAME	PROGRAM AREA	ALLOCATIONS	UN-OBLIGATED COMMITMENTS	OBLIGATIONS	UN-OBLIGATED ALLOCATIONS(c)	UN-LIQUIDATED OBLIGATIONS	EXPENDITURES	ALLOCATION AVAILABLE
1602DR	FLORIDA	2-INFRASTRUCTURE	163,558,474		163,585,950	(27,476)	39,567,467	124,018,483	(27,476)
		4-OPERATIONS	10,000		10,000		10,000		
		5-ADMINISTRATION	32,365,886	188,336	27,664,107	4,701,779	14,527,315	13,136,792	4,513,443
		TOTAL	195,934,360	188,336	191,260,058	4,674,302	54,104,782	137,155,275	4,485,966
1603DR	LOUISIANA	1-HUMAN SERVICES	10,135,754,721	501,640,950	9,611,784,152	523,970,569	1,166,997,689	8,444,786,463	22,329,619
		2-INFRASTRUCTURE	3,697,122,197	66,476,010	3,604,963,733	92,158,465	2,033,737,999	1,571,225,733	25,682,455
		3-MITIGATION	17,702,216	4,150,199	10,851,017	6,851,199	5,887,505	4,963,512	2,701,000
		4-OPERATIONS	3,075,025,833		3,074,524,398	501,435	2,402,116,401	672,407,997	501,435
		5-ADMINISTRATION	3,056,615,025	257,229,164	2,754,478,989	302,136,036	1,135,767,420	1,618,711,568	44,906,872
		TOTAL	19,982,219,993	829,496,323	19,056,602,289	925,617,703	6,744,507,016	12,312,095,273	96,121,381
1604DR	MISSISSIPPI	1-HUMAN SERVICES	3,444,156,813	453,522,607	2,930,247,338	513,909,475	391,375,792	2,538,871,546	60,386,868
		2-INFRASTRUCTURE	1,774,141,559	885,200	1,772,377,016	1,764,543	929,126,589	843,250,427	879,343
		3-MITIGATION	28,871,052	2,133,865	25,965,352	2,905,700	21,175,665	4,789,688	771,835
		4-OPERATIONS	1,709,712,910		1,709,269,909	443,001	1,461,840,129	247,429,779	443,001
		5-ADMINISTRATION	2,693,483,519	36,455,509	2,627,113,472	66,370,047	1,209,684,110	1,417,429,362	29,914,538
		TOTAL	9,650,365,853	492,997,181	9,064,973,088	585,392,766	4,013,202,285	5,051,770,803	92,395,585
1605DR	ALABAMA	1-HUMAN SERVICES	662,558,274	13,842,081	647,279,737	15,278,538	66,281,444	580,998,293	1,436,456
		2-INFRASTRUCTURE	100,598,362		99,193,265	1,405,097	24,383,219	74,810,046	1,405,097
		3-MITIGATION	9,357,861		9,249,131	108,730	7,878,615	1,370,517	108,730
		4-OPERATIONS	181,450,000		171,450,000	10,000,000	113,727,814	57,722,186	10,000,000
		5-ADMINISTRATION	207,209,054	2,101,247	200,521,437	6,687,617	73,460,295	127,061,142	4,586,370
		TOTAL	1,161,173,551	15,943,329	1,127,693,569	33,479,982	285,731,386	841,962,183	17,536,653
3212EM	LOUISIANA	2-INFRASTRUCTURE							
		4-OPERATIONS	1,500,000		1,500,000		1,497,904	2,096	
		5-ADMINISTRATION	7,008,058		7,008,058		6,246,960	761,098	
		TOTAL	8,508,058		8,508,058		7,744,864	763,194	
3213EM	MISSISSIPPI	2-INFRASTRUCTURE							
		4-OPERATIONS							
		5-ADMINISTRATION	2,639,985		2,639,985		2,472,683	167,302	
		TOTAL	2,639,985		2,639,985		2,472,683	167,302	
3214EM	ALABAMA	2-INFRASTRUCTURE							
		4-OPERATIONS							
		5-ADMINISTRATION	84,454		84,454		31,478	52,976	
		TOTAL	84,454		84,454		31,478	52,976	
3215EM	ARKANSAS	2-INFRASTRUCTURE	46,325,491		46,325,886	(395)	1,701,087	44,624,799	(395)
		4-OPERATIONS	3,500,000		3,500,000		3,500,000		
		5-ADMINISTRATION	4,395,434		4,358,108	37,326	691,743	3,666,365	37,326
		TOTAL	54,220,925		54,183,994	36,932	5,892,829	48,291,164	36,932
3216EM	TEXAS	2-INFRASTRUCTURE	553,200,699	148,000	546,471,797	6,728,902	56,453,126	490,018,672	6,580,902
		4-OPERATIONS	33,806,865		33,806,865		32,262,728	1,544,137	
		5-ADMINISTRATION	19,990,478		19,163,900	826,578	9,367,251	9,796,649	826,578
		TOTAL	606,998,042	148,000	599,442,562	7,555,480	98,083,105	501,359,458	7,407,480
3217EM	TENNESSEE	2-INFRASTRUCTURE	33,249,786		33,249,785	1	7,365,566	25,884,219	1
		4-OPERATIONS	5,000		5,000		5,000		
		5-ADMINISTRATION	83,363		83,363		2,000	81,363	
		TOTAL	33,338,149		33,338,148	1	7,372,566	25,965,582	1
3218EM	GEORGIA	2-INFRASTRUCTURE	20,900,000		16,976,883	3,923,117	6,951,633	10,025,250	3,923,117
		5-ADMINISTRATION	52,767		52,767		52,000	767	
		TOTAL	20,952,767		17,029,650	3,923,117	7,003,633	10,026,017	3,923,117
3219EM	OKLAHOMA	2-INFRASTRUCTURE	14,250,313		12,486,777	1,763,536	624,189	11,862,588	1,763,536
		5-ADMINISTRATION	176,910		161,938	14,972	149,334	14,972	
		TOTAL	14,427,223		12,648,715	1,778,508	636,793	12,011,922	1,778,508
3220EM	FLORIDA	2-INFRASTRUCTURE	9,200,000		7,845,819	1,354,181	5,573,635	2,272,184	1,354,181
		5-ADMINISTRATION	2,272		2,272		2,272		
		TOTAL	9,202,272		7,848,091	1,354,181	5,573,635	2,274,456	1,354,181
3221EM	WEST VIRGINIA	2-INFRASTRUCTURE	783,000		782,658	342	16,327	766,331	342
		5-ADMINISTRATION	123,811		103,490	20,321	103,490	20,321	
		TOTAL	906,811		886,148	20,663	16,327	869,821	20,663
3222EM	NORTH CAROLINA	2-INFRASTRUCTURE	2,000,000		1,990,910	9,090	427,423	1,563,487	9,090
		5-ADMINISTRATION	2,261		2,261		2,000	261	
		TOTAL	2,002,261		1,993,171	9,090	429,423	1,563,748	9,090

PROGRAM CODE	STATE NAME	PROGRAM AREA	ALLOCATIONS	UN-OBLIGATED COMMITMENTS	OBLIGATIONS	UN-OBLIGATED ALLOCATIONS(c)	UN-LIQUIDATED OBLIGATIONS	EXPENDITURES	ALLOCATION AVAILABLE
3223EM	UTAH	2-INFRASTRUCTURE	1,928,275	1,000	1,927,275	1,000	513,872	1,413,402	0
		4-OPERATIONS							
		5-ADMINISTRATION	81,798		65,022	16,776	11,024	53,997	16,776
		TOTAL	2,010,073	1,000	1,992,296	17,777	524,897	1,467,400	16,777
3224EM	COLORADO	2-INFRASTRUCTURE	13,597,030		13,534,963	62,067	34,136	13,500,827	62,067
		4-OPERATIONS							
		5-ADMINISTRATION	814,280		648,836	165,444	7,997	640,839	165,444
		TOTAL	14,411,310		14,183,799	227,511	42,133	14,141,666	227,511
3225EM	MICHIGAN	2-INFRASTRUCTURE	1,920,000		1,836,248	83,752	179,636	1,656,612	83,752
		5-ADMINISTRATION	603,594		430,722	172,873	38,596	392,125	172,873
		TOTAL	2,523,594		2,266,970	256,625	218,232	2,048,737	256,625
		2-INFRASTRUCTURE	1,838,568		1,836,498	2,070	1,836,498		2,070
3226EM	DISTRICT OF COLUMBIA	5-ADMINISTRATION	100,803		54,053	46,751		54,053	46,751
		TOTAL	1,939,371		1,890,551	48,821	1,836,498	54,053	48,821
		2-INFRASTRUCTURE	3,122,179		3,122,177	2	2,500,630	621,547	2
		5-ADMINISTRATION	442,046		415,510	26,536	23,353	392,157	26,536
3227EM	WASHINGTON	TOTAL	3,564,225		3,537,687	26,539	2,523,983	1,013,704	26,539
		2-INFRASTRUCTURE	2,075,047		2,075,040	7	1,477,270	597,770	7
		5-ADMINISTRATION	46,053		38,096	7,957	6,181	31,915	7,957
		TOTAL	2,121,100		2,113,136	7,964	1,483,451	629,685	7,964
3229EM	NEW MEXICO	2-INFRASTRUCTURE	2,139,828		1,626,508	513,320	1,194,044	432,464	513,320
		5-ADMINISTRATION	106,507		70,132	36,375	3,770	66,361	36,375
		TOTAL	2,246,335		1,696,640	549,695	1,197,814	498,826	549,695
		2-INFRASTRUCTURE	2,418,578		2,312,458	106,120	219,116	2,093,342	106,120
3230EM	ILLINOIS	5-ADMINISTRATION	285,818		243,907	41,911	42,430	201,477	41,911
		TOTAL	2,704,396		2,556,365	148,031	261,546	2,294,819	148,031
		2-INFRASTRUCTURE	4,300,000		4,129,572	170,428	2,462,352	1,667,220	170,428
		5-ADMINISTRATION	9,961		9,961		2,000	7,961	
3231EM	KENTUCKY	TOTAL	4,309,961		4,139,533	170,428	2,464,352	1,675,181	170,428
		2-INFRASTRUCTURE	2,005,000		1,958,975	46,025	1,922,575	36,400	46,025
		5-ADMINISTRATION	665,895		637,790	28,105	12,888	624,902	28,105
		TOTAL	2,670,895		2,596,765	74,131	1,935,463	661,302	74,131
3232EM	MISSOURI	2-INFRASTRUCTURE	3,614,915		3,594,917	19,998	126,904	3,468,013	19,998
		5-ADMINISTRATION	42,089		42,089		2,000	40,089	
		TOTAL	3,657,004		3,637,006	19,998	128,904	3,508,102	19,998
		2-INFRASTRUCTURE	262,032		262,031	1	50,699	211,332	1
3234EM	SOUTH DAKOTA	5-ADMINISTRATION	32,700		12,086	20,614	1,734	10,352	20,614
		TOTAL	294,732		274,117	20,615	52,433	221,684	20,615
		2-INFRASTRUCTURE	3,139,000		3,138,444	556	1,055,538	2,082,906	556
		5-ADMINISTRATION	275,775		266,762	9,014		266,762	9,014
3235EM	PENNSYLVANIA	TOTAL	3,414,775		3,405,206	9,570	1,055,538	2,349,667	9,570
		2-INFRASTRUCTURE	163,200		163,069	131	9,135	153,933	131
		5-ADMINISTRATION	351		351	1		351	1
		TOTAL	163,551		163,419	132	9,135	154,284	132
3237EM	ALABAMA	2-INFRASTRUCTURE	3,000,000		2,840,416	159,584	31,311	2,809,105	159,584
		4-OPERATIONS	1,000,000		1,000,000		1,000,000		
		5-ADMINISTRATION							
		TOTAL	4,000,000		3,840,416	159,584	1,031,311	2,809,105	159,584
3238EM	INDIANA	2-INFRASTRUCTURE	4,127,992		3,930,006	197,986	3,882,398	47,608	197,986
		5-ADMINISTRATION	22,864		2,392	20,472	96	2,297	20,472
		TOTAL	4,150,856		3,932,398	218,458	3,882,494	49,904	218,458
		2-INFRASTRUCTURE	222,618		222,618		6,968	215,650	
3239EM	IOWA	5-ADMINISTRATION	15,278		5,639	9,638		5,639	9,638
		TOTAL	237,895		228,257	9,638	6,968	221,289	9,638
		2-INFRASTRUCTURE	593,100		454,246	138,854	30,566	423,680	138,854
		5-ADMINISTRATION	130,910		111,522	19,388		111,522	19,388
3240EM	VIRGINIA	TOTAL	724,010		565,768	158,242	30,566	535,202	158,242
		2-INFRASTRUCTURE	5,292,410		5,292,115	295	95,822	5,196,293	295
		5-ADMINISTRATION	2,257,438		2,266,062	(8,624)	2,008,185	257,877	(8,624)
		TOTAL	7,549,848		7,558,177	(8,330)	2,104,007	5,454,170	(8,330)
3241EM	ARIZONA	2-INFRASTRUCTURE	15,000,000		3,893,657	11,106,343	2,459,694	1,433,962	11,106,343
		5-ADMINISTRATION	24,450		1,927	22,523	22	1,905	22,523
		TOTAL	15,024,450		3,895,584	11,128,866	2,459,716	1,435,868	11,128,866
		2-INFRASTRUCTURE	15,000,000		3,893,657	11,106,343	2,459,694	1,433,962	11,106,343
3242EM	MINNESOTA	5-ADMINISTRATION	24,450		1,927	22,523	22	1,905	22,523
		TOTAL	15,024,450		3,895,584	11,128,866	2,459,716	1,435,868	11,128,866

PROGRAM CODE	STATE NAME	PROGRAM AREA	ALLOCATIONS	UN-OBLIGATED COMMITMENTS	OBLIGATIONS	UN-OBLIGATED ALLOCATIONS(c)	UN-LIQUIDATED OBLIGATIONS	EXPENDITURES	ALLOCATION AVAILABLE
3243EM	NEVADA	2-INFRASTRUCTURE	1,000,000		705,623	294,377	168,185	537,438	294,377
		5-ADMINISTRATION	317,219		309,718	7,501	10,685	299,034	7,501
		TOTAL	1,317,219		1,015,341	301,878	178,870	836,472	301,878
3244EM	IDAHO	2-INFRASTRUCTURE	643,377		643,370	7	500,034	143,336	7
		5-ADMINISTRATION	35,700		10,869	24,831	1,010	9,860	24,831
		TOTAL	679,077		654,239	24,838	501,044	153,195	24,838
3245EM	NEBRASKA	2-INFRASTRUCTURE	210,100		210,100		76,154	133,946	
		5-ADMINISTRATION	1,302		1,302			1,302	
		TOTAL	211,402		211,402		76,154	135,248	
3246EM	CONNECTICUT	2-INFRASTRUCTURE	1,000,000		684,199	315,801	684,199		315,801
		5-ADMINISTRATION	43,301		37,443	5,858	13,718	23,725	5,858
		TOTAL	1,043,301		721,642	321,659	697,917	23,725	321,659
3247EM	NORTH DAKOTA	2-INFRASTRUCTURE	23,747		23,747	0	23,747		0
		5-ADMINISTRATION	41,985		27,322	14,663	1,596	25,726	14,663
		TOTAL	65,732		51,069	14,664	25,342	25,726	14,664
3248EM	CALIFORNIA	2-INFRASTRUCTURE	200,000		1,289	198,711	1,289		198,711
		5-ADMINISTRATION	703,320		702,681	639	12,924	689,757	639
		TOTAL	903,320		703,970	199,350	14,213	689,757	199,350
3249EM	WISCONSIN	2-INFRASTRUCTURE	3,501,228		2,970,100	531,128	2,095,353	874,747	531,128
		5-ADMINISTRATION	24,737		1,225	23,512		1,225	23,512
		TOTAL	3,525,965		2,971,325	554,640	2,095,353	875,972	554,640
3250EM	OHIO	2-INFRASTRUCTURE	2,518,180		2,499,922	18,258	607,733	1,892,189	18,258
		5-ADMINISTRATION	25,350			25,350			25,350
		TOTAL	2,543,530		2,499,922	43,608	607,733	1,892,189	43,608
3251EM	MARYLAND	2-INFRASTRUCTURE	1,637,550		1,566,521	71,029	211,687	1,354,834	71,029
		5-ADMINISTRATION	106,326		82,921	23,404	82,921	23,404	
		TOTAL	1,743,876		1,649,442	94,434	211,687	1,437,755	94,434
3252EM	MASSACHUSETTS	2-INFRASTRUCTURE	5,900,000		5,855,581	44,419	327,798	5,527,782	44,419
		5-ADMINISTRATION	466,246		460,310	5,936	17,029	443,281	5,936
		TOTAL	6,366,246		6,315,890	50,356	344,827	5,971,063	50,356
3253EM	MONTANA	2-INFRASTRUCTURE	400,000		397,372	2,628	279,526	117,846	2,628
		5-ADMINISTRATION	42,856		35,917	6,939	1,300	34,617	6,939
		TOTAL	442,856		433,289	9,567	280,826	152,463	9,567
3255EM	RHODE ISLAND	2-INFRASTRUCTURE	1,500,000		1,131,503	368,497	204,415	927,088	368,497
		5-ADMINISTRATION	24,708		24,175	532	5,707	18,468	532
		TOTAL	1,524,708		1,155,679	369,029	210,122	945,557	369,029
3256EM	MAINE	2-INFRASTRUCTURE	100,000		51,276	48,724		51,276	48,724
		5-ADMINISTRATION	6,000		6,000		5,821	179	
		TOTAL	106,000		57,276	48,724	5,821	51,456	48,724
3257EM	NEW JERSEY	2-INFRASTRUCTURE	120,026		120,026		3,334	116,692	
		5-ADMINISTRATION	81,317		61,486	19,831	641	60,846	19,831
		TOTAL	201,343		181,512	19,831	3,974	177,538	19,831
3258EM	NEW HAMPSHIRE	2-INFRASTRUCTURE	100,000		9,887	90,113		9,887	90,113
		5-ADMINISTRATION	6,000		6,000		5,374	626	0
		TOTAL	106,000		15,887	90,113	5,374	10,513	90,113
3262EM	NEW YORK	2-INFRASTRUCTURE	2,259,214		1,644,588	614,626	138,349	1,506,239	614,626
		5-ADMINISTRATION	354,100		309,925	44,175	7,276	302,649	44,175
		TOTAL	2,613,314		1,954,514	658,800	145,626	1,808,888	658,800
3263EM	DELAWARE	2-INFRASTRUCTURE	101,941		100,286	1,655	4,868	95,419	1,655
		5-ADMINISTRATION	48,900		443	48,457		443	48,457
		TOTAL	150,841		100,729	50,112	4,868	95,862	50,112
GRAND TOTAL			31,844,237,817	1,338,774,168	30,264,299,196	1,579,938,621	11,261,461,996	19,002,837,201	241,164,453

KATRINA MISSION ASSIGNMENTS

AS OF 09-13-2006

OBLIGATIONS	
DHS AGENCIES	Total
BTS	200,000
CBP	30,957,949
DHSOIG	200,000
FLETC	460,103
FPS	199,068,373
IAIP	214,000
ICE	36,417,200
NCS	7,318,000
OCFO	210,000
OSLGCP	200,000
S&T	100,000
TSA	455,000
USCG	416,557,501
USCIS	910,000
USSS	8,800
Subtotal, DHS	693,276,926
OTHER AGENCIES	Total
AID	17,354,000
APHIS	380,000
ARC	50,000
BUREC	1,089,000
CDC	17,423,500
CNCS	2,990,126
COE-LRD	2,522
COE-MVD	3,901,126,516
COE-SAD	181,635,000
DHUD	82,922,680
DOC	1,500,000
DOD	968,456,169
DOE	242,026
DOED	205,000
DOI	1,354,400
DOL	314,946
DOS	55,000
DOT	460,702,225
EEOC	333,672
EPA	312,386,200
FAA	
FCC	200,000
FCSIC	200,000
FMSHRC	200,000
FNS	20,000
GSA	78,321,518
HHS	163,669,997
MSPB	
NAR	880,380
NASA	541,500
NCPC	7,469
NCUA	
NGA	690,000
NLRB	240,000
NOAA	2,250,000
NPS	157,000
NRC	200,000
NSF	200,000
OPM	769,564
OSHA	21,625,000
RRB	5,419
SBA	200,000
SCS	11,800
SEC	2,000
SSA	842,509
TREAS	2,710,650
TVA	9,861,130
USDA	12,560,500
USDJ	55,749,600
USFS	178,680,972
USGS	453,851
USPC	4,697,217
USPHS	
USPS	1,126,889
VA	75,000
Subtotal, Other Agencies	6,487,672,948
Grand Total MA s	7,180,949,874

RITA DECLARATIONS BY MAJOR OBJECT CLASS

AS OF 09-13-2006

PROGRAM AREA	PROGRAM NAME	ALLOCATIONS	UN-OBLIGATED COMMITMENTS	OBLIGATIONS	UN-OBLIGATED ALLOCATIONS(c)	UN-LIQUIDATED OBLIGATIONS	EXPENDITURES	ALLOCATION AVAILABLE
1-HUMAN SERVICES	2503-UNEMPLOYMENT	23,167,496		21,545,421	1,622,075		21,545,421	1,622,075
	2504-CRISIS COUNSELING-NIMH	3,855,225		1,546,988	2,308,237		1,546,988	2,308,237
	2576-LEGAL SERVICES							
	2592-INSPECTIONS	104,901,470	30,808	104,883,467	18,003	45,261,734	59,621,733	(12,805)
	4149-OTHER NEEDS ASSISTANCE	106,800,500		106,800,000	500	1,880,491	104,919,509	500
	414X-HOUSING ASSISTANCE	917,396,548		917,335,649	60,899	5,942,977	911,392,672	60,899
	4152-CRISIS COUNSELING-SCC	982,215		650,742	331,473	424,367	226,375	331,473
	4154-OTHER NEEDS ASSISTANCE	72,880,000		71,880,000	1,000,000	1,381,716	70,498,284	1,000,000
	MANUFACTURED HOUSING	189,023,029	8,099,819	156,137,464	32,885,564	42,220,210	113,917,255	24,785,745
TOTAL	1,419,006,483	8,130,628	1,380,779,731	38,226,752	97,111,494	1,283,668,238	30,096,124	
2-INFRASTRUCTURE	2594-INSPECTIONS	20,602,900	1,000,000	19,524,921	1,077,979	3,586,899	15,938,023	77,979
	416X-PUBLIC ASSISTANCE	734,727,097		731,112,213	3,614,884	288,874,972	442,237,241	3,614,884
	TOTAL	755,329,997	1,000,000	750,637,134	4,692,863	292,461,870	458,175,264	3,692,863
3-MITIGATION	2593-INSPECTIONS	16,324,974	558,068	12,161,943	4,163,031	9,124,098	3,037,845	3,604,963
	4173-HAZARD MITIGATION	28,487,238		28,487,238		28,330,054	157,184	
	TOTAL	44,812,212	558,068	40,649,181	4,163,031	37,454,153	3,195,028	3,604,963
4-OPERATIONS	2507-MISSIONS-TA	750,000		750,000		455,371	294,629	
	2508-MISSIONS-DFA	661,327,800		659,747,600	1,580,200	373,028,476	286,719,124	1,580,200
	TOTAL	662,077,800		660,497,600	1,580,200	373,483,847	287,013,753	1,580,200
5-ADMINISTRATION	11XX-SALARIES & BENEFITS	59,614,660		58,626,490	988,170		58,626,490	988,170
	21XX-TRAVEL	35,222,840	33,299	34,829,879	392,961	1,213,072	33,616,806	359,662
	22XX-TRANSPORTION	3,761,000	85,000	1,571,601	2,189,399	340,625	1,230,977	2,104,399
	23XX-RENT, COMM, UTILITIES	26,283,174	4,418,641	21,348,947	4,934,227	5,554,966	15,793,981	515,585
	24XX-PRINT & REPRO	1,163,000	54,100	950,136	212,864	651,247	298,889	158,764
	2501-MISSIONS-FOS	384,518,681		384,353,276	165,405	318,471,137	65,882,139	165,405
	25XX-OTHER SERVICES	504,115,374	39,035,820	453,093,304	51,022,070	202,763,992	250,329,312	11,986,250
	26XX-SUPPLIES & MATERIALS	49,484,580	1,299,825	45,413,860	4,070,720	11,745,012	33,668,847	2,770,895
	31XX-EQUIPMENT	14,588,983	1,596,824	11,899,957	2,689,026	2,622,974	9,276,983	1,092,203
	32XX-LAND & STRUCTURES	465,000	3,750	401,225	63,775	173,849	227,376	60,025
	4101-URBAN SEARCH & RESCUE	22,400,226	120,000	22,280,226	120,000	15,468,415	6,811,811	
TOTAL	1,101,617,518	46,647,259	1,034,768,901	66,848,617	559,005,290	475,763,611	20,201,358	
GRAND TOTAL	3,982,844,010	56,335,955	3,867,332,547	115,511,463	1,359,516,654	2,507,815,893	59,175,508	

RITA DECLARATIONS BY PROGRAM AREA

AS OF 09-13-2006

PROGRAM CODE	STATE NAME	PROGRAM AREA	ALLOCATIONS	UN-OBLIGATED COMMITMENTS	OBLIGATIONS	UN-OBLIGATED ALLOCATIONS(c)	UN-LIQUIDATED OBLIGATIONS	EXPENDITURES	ALLOCATION AVAILABLE
1606DR	TEXAS	1-HUMAN SERVICES	846,597,197	8,130,628	810,738,682	35,858,515	75,252,053	735,486,629	27,727,887
		2-INFRASTRUCTURE	377,980,900		374,917,816	3,063,084	107,002,911	267,914,904	3,063,084
		3-MITIGATION	39,533,685	308,028	35,630,694	3,902,991	34,718,604	912,090	3,594,963
		4-OPERATIONS	238,831,800		237,501,600	1,330,200	63,177,679	174,323,921	1,330,200
		5-ADMINISTRATION	582,116,946	6,846,121	555,659,273	26,457,673	270,384,803	285,274,470	19,611,552
		TOTAL	2,085,060,527	15,284,777	2,014,448,065	70,612,462	550,536,050	1,463,912,015	55,327,685
1607DR	LOUISIANA	1-HUMAN SERVICES	572,409,286		570,041,049	2,368,237	21,859,441	548,181,608	2,368,237
		2-INFRASTRUCTURE	362,234,097	1,000,000	360,786,499	1,447,598	181,399,154	179,387,345	447,598
		3-MITIGATION	5,278,527	250,040	5,018,487	260,040	2,735,549	2,282,939	10,000
		4-OPERATIONS	418,136,000		417,886,000	250,000	305,196,168	112,689,832	250,000
		5-ADMINISTRATION	425,955,601	39,801,138	385,564,656	40,390,945	202,024,549	183,540,107	589,807
		TOTAL	1,784,013,511	41,051,178	1,739,296,692	44,716,820	713,214,861	1,026,081,831	3,665,642
3259EM	FLORIDA	2-INFRASTRUCTURE	9,100,000		8,934,900	165,100	3,731,186	5,203,714	165,100
		4-OPERATIONS	10,000		10,000		10,000		
		5-ADMINISTRATION	1,280,801		1,280,801		1,211,541	69,260	
		TOTAL	10,390,801		10,225,700	165,100	4,952,727	5,272,973	165,100
3260EM	LOUISIANA	2-INFRASTRUCTURE							
		4-OPERATIONS	100,000		100,000		100,000		
		5-ADMINISTRATION	175,000		175,000		175,000		
		TOTAL	275,000		275,000		275,000		
3261EM	TEXAS	2-INFRASTRUCTURE	6,015,000		5,997,920	17,080	328,619	5,669,301	17,080
		4-OPERATIONS	5,000,000		5,000,000		5,000,000		
		5-ADMINISTRATION	92,089,171		92,089,171		85,209,397	6,879,774	
		TOTAL	103,104,171		103,087,091	17,080	90,538,016	12,549,075	17,080
GRAND TOTAL			3,982,844,010	56,335,955	3,867,332,547	115,511,463	1,359,516,654	2,507,815,893	59,175,508

RITA MISSION ASSIGNMENTS

AS OF 09-13-2006

OBLIGATIONS	
DHS AGENCIES	Total
CBP	12,000,000
FPS	13,003,817
NCS	5,862,685
USCG	26,741,000
Subtotal, DHS	57,607,502
OTHER AGENCIES	Total
APHIS	20,000
ARC	
BIA	317,600
BUREC	1,000,000
CDC	
CNCS	224,000
COE-MVD	287,575,000
COE-NAD	
COE-SAD	155,000
COE-SWD	267,918,900
DHUD	120,000
DOD	48,480,000
DOE	60,000
DOI	5,000
DOT	59,671,544
EPA	40,789,830
GSA	565,500
HHS	76,290,000
NGA	690,000
NOAA	2,790,000
TREAS	80,000
TVA	2,080,000
USDA	6,470,000
USFS	180,905,000
USGS	36,000
USPC	1,000,000
VA	10,000,000
Subtotal, Other Agencies	987,243,374
Grand Total MA s	1,044,850,876

WILMA DECLARATIONS BY MAJOR OBJECT CLASS

AS OF 09-13-2006

PROGRAM AREA	PROGRAM NAME	ALLOCATIONS	UN-OBLIGATED COMMITMENTS	OBLIGATIONS	UN-OBLIGATED ALLOCATIONS(c)	UN-LIQUIDATED OBLIGATIONS	EXPENDITURES	ALLOCATION AVAILABLE
1-HUMAN SERVICES	2503-UNEMPLOYMENT	6,050,125		6,050,125			6,050,125	
	2504-CRISIS COUNSELING-NIMH	8,246,808		8,246,808		5,000,000	3,246,808	
	2576-LEGAL SERVICES	5,000		5,000			5,000	
	2592-INSPECTIONS	48,379,400		46,354,901	2,024,499	7,277,992	39,076,909	2,024,499
	4149-OTHER NEEDS ASSISTANCE	183,000,000		158,999,943	24,000,057	15,120,308	143,879,634	24,000,057
	414X-HOUSING ASSISTANCE	163,715,000		157,695,000	6,020,000	9,536,370	148,158,630	6,020,000
	4152-CRISIS COUNSELING-SCC	2,628,148		2,424,122	204,026	725,617	1,698,505	204,026
	TOTAL	499,037,481	1,243,477	461,144,555	37,892,926	51,743,988	409,400,567	36,649,449
2-INFRASTRUCTURE	2594-INSPECTIONS	51,741,806	10,548,900	41,183,606	10,558,200	6,935,192	34,248,414	9,300
	416X-PUBLIC ASSISTANCE	1,094,050,000		1,094,024,845	25,155	411,111,216	682,913,629	25,155
	TOTAL	1,145,791,806	10,548,900	1,135,208,451	10,583,355	418,046,408	717,162,043	34,455
3-MITIGATION	2593-INSPECTIONS	1,000,000		954,629	45,371	513,696	440,933	45,371
	TOTAL	1,000,000		954,629	45,371	513,696	440,933	45,371
4-OPERATIONS	2507-MISSIONS-TA	700,110		700,000	110	378,524	321,476	110
	2508-MISSIONS-DFA	233,328,384		233,238,384	90,000	215,594,395	17,643,989	90,000
	TOTAL	234,028,494		233,938,384	90,110	215,972,919	17,965,465	90,110
5-ADMINISTRATION	11XX-SALARIES & BENEFITS	37,113,330		36,093,223	1,020,107		36,093,223	1,020,107
	21XX-TRAVEL	14,859,700	149,535	14,618,672	241,028	600,059	14,018,613	91,493
	22XX-TRANSPORTION	15,125,440	2,200,000	12,625,440	2,500,000	8,066,727	4,558,713	300,000
	23XX-RENT, COMM, UTILITIES	7,812,605	489,928	7,385,252	427,353	1,017,745	6,367,506	(62,575)
	24XX-PRINT & REPRO	548,500	10,837	267,231	281,269	52,032	215,200	270,431
	2501-MISSIONS-FOS	145,229,012		135,809,959	9,419,053	101,954,730	33,855,228	9,419,053
	25XX-OTHER SERVICES	31,382,000	5,308,734	18,702,623	12,679,377	12,790,236	5,912,388	7,370,642
	26XX-SUPPLIES & MATERIALS	91,472,744	3,966,780	85,848,273	5,624,471	75,295,643	10,552,630	1,657,691
	31XX-EQUIPMENT	4,066,400	987,276	3,005,437	1,060,963	1,362,505	1,642,932	73,687
	32XX-LAND & STRUCTURES	99,225	12,038	82,255	16,970		82,255	4,932
4101-URBAN SEARCH & RESCUE	6,216,000		5,963,794	252,206	5,342,310	621,485	252,206	
TOTAL	353,924,956	13,125,128	320,402,160	33,522,796	206,481,987	113,920,173	20,397,668	
GRAND TOTAL	2,233,782,737	24,917,505	2,151,648,179	82,134,558	892,758,998	1,258,889,180	57,217,053	

WILMA DECLARATIONS BY PROGRAM AREA

AS OF 09-13-2006

PROGRAM CODE	STATE NAME	PROGRAM AREA	ALLOCATIONS	UN-OBLIGATED COMMITMENTS	OBLIGATIONS	UN-OBLIGATED ALLOCATIONS(c)	LIQUIDATED OBLIGATIONS	EXPENDITURES	ALLOCATION AVAILABLE
1609DR	FLORIDA	1-HUMAN SERVICES	499,037,481	1,243,477	461,144,555	37,892,926	51,743,988	409,400,567	36,649,449
		2-INFRASTRUCTURE	1,145,791,806	10,548,900	1,135,208,451	10,583,355	418,046,408	717,162,043	34,455
		3-MITIGATION	1,000,000		954,629	45,371	513,696	440,933	45,371
		4-OPERATIONS	234,028,494		233,938,384	90,110	215,972,919	17,965,465	90,110
		5-ADMINISTRATION	353,924,956	13,125,128	320,402,160	33,522,796	206,481,987	113,920,173	20,397,668
		TOTAL	2,233,782,737	24,917,505	2,151,648,179	82,134,558	892,758,998	1,258,889,180	57,217,053
GRAND TOTAL			2,233,782,737	24,917,505	2,151,648,179	82,134,558	892,758,998	1,258,889,180	57,217,053

WILMA MISSION ASSIGNMENTS

AS OF 09-13-2006

OBLIGATIONS	
DHS AGENCIES	Total
FPS	20,021,512
NCS	40,000
USCG	120,000
Subtotal, DHS	20,181,512
OTHER AGENCIES	Total
CIA	200,000
CNCS	1,160,000
COE-SAD	292,886,445
DOC	200,000
DOD	3,550,000
DOE	55,000
DOI	28,384
DOT	35,249,501
EPA	440,000
GSA	130,000
HHS	9,395,000
NOAA	115,000
NPS	
SSA	200,000
USDA	330,000
USDJ	45,000
USFS	5,580,000
USFWS	
USGS	2,500
Subtotal, Other Agencies	349,566,830
Grand Total MA s	369,748,342



**FINANCIAL INFORMATION TOOL
FOR HURRICANE KATRINA, RITA, & WILMA DECLARATIONS ONLY
NOTES & TERMS**

ITEM	DESCRIPTION
21XX-TRAVEL OF PEOPLE	Travel & transportation costs of FEMA employees and evacuating disaster victims
22XX-TRANSPORT OF THINGS	Transporting things such as express mail and equipment
23XX-RENT, COMM, UTILITIES	JFO Office space, DRC Office space, phone lines, electricity, water, etc.
24XX-PRINT & REPRO	Quick Copy service, printing and duplicating , etc.
2501-MISSIONS-FOS	Federal Operational Support - OFA Administrative costs such as travel, overtime, etc.
2503-UNEMPLOYMENT	Unemployment assistance to disaster victims
2507-MISSIONS-TA	Technical Assistance - provided by an OFA to the State & Local Governments
2508-MISSIONS-DFA	Direct Federal Assistance - provided by OFAs to directly benefit the State/Local Government and/or citizens usually commodities and services like ice, water, meals, etc.
2576-LEGAL SERVICES	Provided to assist disaster victims
2592-INSPECTIONS IHP/IFG	To inspect individual disaster victim's homes to determine eligibility for FEMA assistance programs
2593-INSPECTIONS HMTAP	To provide inspections, reviews and other technical assistance related to the Hazard Mitigation Program
2594-INSPECTIONS PA TAC	To prepare preliminary damage assessments and damage survey reports for the Public Assistance Program
25XX-OTHER SERVICES	Other services provided by contract not otherwise categorized
26XX-SUPPLIES & MATERIALS	Office supplies, IT supplies, safety supplies, fuel, clothing, food, drinking water, parts, etc.
31XX-EQUIPMENT	Durable personal property that has an expected life of 1 year or more such as equipment, tools, computers, etc.
32XX-LAND & STRUCTURES	Real estate and permanent improvements to real estate
4101-URBAN SEARCH & RESCUE	Cost of searching for and rescuing disaster victims from the disaster site(s)
414X-HOUSING & OTHER NEEDS	Awards to disaster victims for rent, hotels, minimal repairs, replacement, etc.
4154-OTHER NEEDS	Awards to disaster victims for medical, dental, funeral, personal property, clothing, furniture, and similar needs
416X-PUBLIC ASSISTANCE	Grants to States for projects under Infrastructue also known as the Public Assistance Program
4173-HAZARD MITIGATION	Grants to States for projects under the Mitigation Program
CRISIS COUNSELING	Grants to States or to the National Institutes of Mental Health to assist disaster victims
DRC	Disaster Recovery Center for assisting disaster victims in applying for disaster assistance
JFO	Joint Field Office
MANUFACTURED HOUSING	Costs of setting up short term temporary housing for disaster victims including manufactured housing and pad setup
OFA	Other Federal Agency other than FEMA
PROGRAM CODE	Disaster Number
PROGRAM NAME	Identifies and groups costs associated with a specific FEMA Program
VENDOR ALPHA	Name of private company, OFA, or State/Local government with whom FEMA has contracted to provide commodities or services, or pay grants/awards

FINANCIAL INFORMATION TOOL
FOR HURRICANE KATRINA, RITA, & WILMA DECLARATIONS ONLY
VENDORS WITH CUMMULATIVE OBLIGATIONS GREATER THAN OR EQUAL TO \$50 MILLION IN DESCENDING ORDER BY OBLIGATIONS
AS OF 09-13-2006

VENDOR ALPHA	OBLIGATIONS	EXPENDITURES
LA OFFICE OF HOMELAND SECURITY	8,840,038,183.77	6,695,007,069.01
US ARMY CORPS OF ENGINEERS	4,934,411,383.54	1,217,222,035.05
MISSISSIPPI, STATE OF	2,886,114,345.92	1,914,932,115.73
FLORIDA BUREAU OF DISASTER	1,593,029,425.07	1,107,717,505.59
TX DEPARTMENT OF PUBLIC SAFETY	1,528,959,055.97	1,329,646,863.99
DEPARTMENT OF DEFENSE	1,332,991,854.68	523,887,099.42
FLUOR DANIEL INC	1,310,449,209.98	1,029,673,372.70
SHAW ENVIRONMENTAL & INFRASTRUCTURE	856,148,225.69	556,896,618.34
ENVIRONMENTAL PROTECTION AGENCY	747,957,967.00	10,284,694.10
CORPORATE LODGING CONSULTANTS, INC.	612,793,600.00	484,389,252.26
DEPARTMENT OF TRANSPORTATION	555,623,270.40	320,767,755.93
GULF STREAM COACH, INC.	547,697,225.00	538,269,979.00
BECHTEL NATIONAL, INC.	504,571,878.50	445,565,388.96
US COAST GUARD	443,418,501.00	13,060,913.20
US DEPARTMENT OF LABOR	438,093,890.96	437,793,890.96
CH2M HILL CONSTRUCTORS, INC.	430,706,754.69	356,589,774.95
USDA FOREST SERVICE	385,040,788.00	11,177,783.50
MORGAN BUILDINGS & SPAS, INC.	372,325,238.75	353,133,325.77
PRECISION HOMES	287,515,000.00	280,878,481.99
DEPARTMENT OF HEALTH AND HUMAN SERVICES	287,246,681.73	33,330,663.17
AMERICAN RED CROSS	284,186,814.20	248,948,173.63
FEDERAL PROTECTIVE SERVICE/DHS	250,218,541.43	62,559,297.09
AL EMERGENCY MANAGEMENT AGENCY	233,200,509.22	197,318,948.38
GENERAL SERVICES ADMINISTRATION	198,090,193.66	35,094,308.09
CLEARBROOK LLC	192,059,916.64	150,193,803.24
EMERGENCY RESPONSE PROG MANAGEMENT	167,646,737.68	129,514,006.26
FEMA GROUP TRAVEL	164,077,697.76	157,927,972.25
GBL'S	159,063,300.00	131,313,118.84
ALLTECH	148,376,934.09	108,972,608.98
PARTNERSHIP FOR RESPONSE & RECOVERY	145,845,219.75	112,282,693.93
NISTC	144,445,600.00	125,362,637.29
CMH MANUFACTURING, INC.	138,967,578.79	127,379,840.79
NORTH AMERICAN CATASTROPHE SVCS INC	127,793,643.64	123,363,282.92
BOURGET'S OF THE SOUTH, LLC	119,499,655.60	119,499,655.60
PRI/DJI, A RECONSTRUCTION JV	104,696,902.43	6,503,475.65
AMERICOLD LOGISTICS LLC	100,760,297.58	94,979,562.31
HOUSING & URBAN DEVELOPMENT	83,042,680.00	16,538,606.57
CHAMPION HOME BUILDERS CO	80,759,579.79	70,400,027.50
US BANK	76,129,654.93	32,819,838.32
CUSTOMS AND BORDER PROTECTION	61,551,287.17	7,168,574.25
CITIBANK	57,475,284.35	55,431,250.38
U S DEPARTMENT OF JUSTICE	55,794,600.00	6,787,157.16
Grand Total	31,988,815,109.36	19,780,583,423.05

FINANCIAL INFORMATION TOOL
FOR HURRICANE KATRINA, RITA, & WILMA DECLARATIONS ONLY
VENDORS WITH CUMMULATIVE OBLIGATIONS GREATER THAN OR EQUAL TO \$50 MILLION IN DESCENDING ORDER BY OBLIGATIONS
AS OF 09-13-2006

VENDOR ALPHA	PROGRAM NAME	PROG CODE	STATE NAME	EVENT NAME	OBLIGATIONS	EXPENDITURES	
LA OFFICE OF HOMELAND SECURITY	414X-HOUSING & OTHER NEEDS	1603DR	LOUISIANA	KATRINA	4,643,622,062.96	4,636,595,006.90	
		1607DR	LOUISIANA	RITA	513,120,832.72	510,960,103.32	
	416X-PUBLIC ASSISTANCE	1603DR	LOUISIANA	KATRINA	3,304,764,182.57	1,359,020,773.94	
		1607DR	LOUISIANA	RITA	355,686,567.52	175,637,692.34	
	4173-HAZARD MITIGATION	1603DR	LOUISIANA	KATRINA	2,468,240.00	745,987.74	
		1607DR	LOUISIANA	RITA	433,544.00	135,281.49	
	CRISIS COUNSELING	1603DR	LOUISIANA	KATRINA	19,942,754.00	11,912,223.28	
LA OFFICE OF HOMELAND SECURITY Total					8,840,038,183.77	6,695,007,069.01	
US ARMY CORPS OF ENGINEERS	23XX-RENT, COMM, UTILITIES	1603DR	LOUISIANA	KATRINA	17,000.00		
	2501-MISSIONS-FOS	1602DR	FLORIDA	KATRINA	335,000.00	43,894.71	
		1603DR	LOUISIANA	KATRINA	47,434,364.00	6,626,858.01	
		1604DR	MISSISSIPPI	KATRINA	454,778,262.13	121,039,931.66	
		1605DR	ALABAMA	KATRINA	30,300,000.00	11,893,815.28	
		1606DR	TEXAS	RITA	41,888,900.00	18,728,354.20	
		1607DR	LOUISIANA	RITA	1,675,000.00	977,992.73	
		1609DR	FLORIDA	WILMA	69,936,445.45	10,843,231.26	
		3213EM	MISSISSIPPI	KATRINA	160,561.11	56,404.93	
		3214EM	ALABAMA	KATRINA			
		3259EM	FLORIDA	RITA	155,000.00	24,459.06	
		3261EM	TEXAS	RITA	5,580,000.00	476,317.93	
		2507-MISSIONS-TA	1603DR	LOUISIANA	KATRINA	5,500,000.00	1,671,900.68
			1604DR	MISSISSIPPI	KATRINA	243,255.98	129,809.05
	1606DR		TEXAS	RITA	150,000.00	10,593.51	
	1607DR		LOUISIANA	RITA	600,000.00	284,035.25	
	1609DR		FLORIDA	WILMA	600,000.00	318,426.12	
	2508-MISSIONS-DFA	1603DR	LOUISIANA	KATRINA	2,121,257,000.00	454,647,769.03	
		1604DR	MISSISSIPPI	KATRINA	1,271,755,594.87	231,767,745.41	
		1605DR	ALABAMA	KATRINA	151,000,000.00	56,542,356.11	
		1606DR	TEXAS	RITA	215,350,000.00	174,313,327.63	
		1607DR	LOUISIANA	RITA	285,250,000.00	109,187,099.85	
		1609DR	FLORIDA	WILMA	222,350,000.00	17,637,712.64	
		3260EM	LOUISIANA	RITA			
		3261EM	TEXAS	RITA	5,000,000.00		
		25XX-OTHER SERVICES	1603DR	LOUISIANA	KATRINA	3,095,000.00	
		US ARMY CORPS OF ENGINEERS Total					4,934,411,383.54
	MISSISSIPPI, STATE OF	414X-HOUSING & OTHER NEEDS	1604DR	MISSISSIPPI	KATRINA	1,195,088,545.87	1,143,626,364.43
		416X-PUBLIC ASSISTANCE	1604DR	MISSISSIPPI	KATRINA	1,674,976,531.05	768,029,267.30
4173-HAZARD MITIGATION		1604DR	MISSISSIPPI	KATRINA	13,046,291.00	273,506.00	
CRISIS COUNSELING		1604DR	MISSISSIPPI	KATRINA	3,002,978.00	3,002,978.00	
MISSISSIPPI, STATE OF Total					2,886,114,345.92	1,914,932,115.73	
FLORIDA BUREAU OF DISASTER	414X-HOUSING & OTHER NEEDS	1609DR	FLORIDA	WILMA	316,695,000.00	292,038,321.48	
	416X-PUBLIC ASSISTANCE	1602DR	FLORIDA	KATRINA	155,114,950.30	116,627,720.57	
		1609DR	FLORIDA	WILMA	1,094,024,845.17	682,913,628.82	
		3220EM	FLORIDA	KATRINA	7,845,818.93	2,272,183.54	
		3259EM	FLORIDA	RITA	8,934,899.67	5,203,713.78	
	CRISIS COUNSELING	1604DR	MISSISSIPPI	KATRINA	7,989,789.00	6,963,432.60	
		1609DR	FLORIDA	WILMA	2,424,122.00	1,698,504.80	
FLORIDA BUREAU OF DISASTER Total					1,593,029,425.07	1,107,717,505.59	
TX DEPARTMENT OF PUBLIC SAFETY	414X-HOUSING & OTHER NEEDS	1606DR	TEXAS	RITA	511,014,000.00	505,351,261.90	
	4154-OTHER NEEDS	1606DR	TEXAS	RITA	71,880,000.00	70,498,283.79	
	416X-PUBLIC ASSISTANCE	1606DR	TEXAS	RITA	360,307,894.24	255,726,623.92	
		3216EM	TEXAS	KATRINA	541,416,559.98	486,534,975.82	
	3261EM	TEXAS	RITA	5,997,919.75	5,669,300.90		

VENDOR ALPHA	PROGRAM NAME	PROG CODE	STATE NAME	EVENT NAME	OBLIGATIONS	EXPENDITURES
	4173-HAZARD MITIGATION	1606DR	TEXAS	RITA	28,053,694.00	21,902.12
	CRISIS COUNSELING	1603DR	LOUISIANA	KATRINA	9,638,246.00	5,618,140.28
		1606DR	TEXAS	RITA	650,742.00	226,375.26
TX DEPARTMENT OF PUBLIC SAFETY Total					1,528,959,055.97	1,329,646,863.99
DEPARTMENT OF DEFENSE						
	2501-MISSIONS-FOS	1602DR	FLORIDA	KATRINA	100,000.00	
		1603DR	LOUISIANA	KATRINA	111,197,000.00	25,439,586.75
		1604DR	MISSISSIPPI	KATRINA	770,190,415.41	304,502,874.73
		1605DR	ALABAMA	KATRINA	2,669,482.21	12,200.68
		1606DR	TEXAS	RITA	23,100,000.00	20,676.01
		1607DR	LOUISIANA	RITA		
		1609DR	FLORIDA	WILMA	2,650,000.00	859,034.82
		3212EM	LOUISIANA	KATRINA	250,000.00	
		3213EM	MISSISSIPPI	KATRINA	10,000.00	8,102.84
		3214EM	ALABAMA	KATRINA		
		3216EM	TEXAS	KATRINA	20,000.00	
		3259EM	FLORIDA	RITA	255,000.00	
		3260EM	LOUISIANA	RITA		
		3261EM	TEXAS	RITA	11,315,000.00	3,190,786.76
	2507-MISSIONS-TA	1603DR	LOUISIANA	KATRINA	384,500.00	
	2508-MISSIONS-DFA	1603DR	LOUISIANA	KATRINA	28,684,426.88	5,185,985.97
		1604DR	MISSISSIPPI	KATRINA	54,950,344.86	4,125,267.52
		1606DR	TEXAS	RITA	2,810,000.00	
		1607DR	LOUISIANA	RITA	11,000,000.00	1,576,361.33
		1609DR	FLORIDA	WILMA	900,000.00	6,276.58
		3216EM	TEXAS	KATRINA		
		3260EM	LOUISIANA	RITA		
	25XX-OTHER SERVICES	1603DR	LOUISIANA	KATRINA	16,082.04	
		1604DR	MISSISSIPPI	KATRINA	337,880.16	299,210.76
		1605DR	ALABAMA	KATRINA	79,950.24	
	26XX-SUPPLIES & MATERIALS	1603DR	LOUISIANA	KATRINA	149,535,482.19	91,588,158.78
		1604DR	MISSISSIPPI	KATRINA	90,958,532.13	87,008,294.29
		1609DR	FLORIDA	WILMA	70,371,168.00	
	31XX-EQUIPMENT	1603DR	LOUISIANA	KATRINA	250,000.00	
	MANUFACTURED HOUSING	1603DR	LOUISIANA	KATRINA	451,276.92	
		1604DR	MISSISSIPPI	KATRINA	425,363.40	64,281.60
		1606DR	TEXAS	RITA	79,950.24	
DEPARTMENT OF DEFENSE Total					1,332,991,854.68	523,887,099.42
FLUOR DANIEL INC						
	2594-INSPECTIONS PA TAC	1602DR	FLORIDA	KATRINA	2,800,000.00	2,110,982.33
		1603DR	LOUISIANA	KATRINA	87,833,000.00	52,097,578.75
		1604DR	MISSISSIPPI	KATRINA	34,390,000.00	24,659,006.39
		1605DR	ALABAMA	KATRINA	742,000.00	466,351.21
		1606DR	TEXAS	RITA	7,550,000.00	6,300,833.13
		1607DR	LOUISIANA	RITA	4,915,000.00	3,749,742.46
		1609DR	FLORIDA	WILMA	12,557,000.00	9,987,895.81
		3216EM	TEXAS	KATRINA	3,100,000.00	1,956,818.67
		3223EM	UTAH	KATRINA	9,000.00	
	MANUFACTURED HOUSING	1603DR	LOUISIANA	KATRINA	1,148,128,271.98	924,073,293.81
		1605DR	ALABAMA	KATRINA	1,816,792.00	1,258,973.65
		1606DR	TEXAS	RITA	5,095,563.00	2,469,859.49
		1609DR	FLORIDA	WILMA	1,512,583.00	542,037.00
FLUOR DANIEL INC Total					1,310,449,209.98	1,029,673,372.70
SHAW ENVIRONMENTAL & INFRASTRUCTURE						
	25XX-OTHER SERVICES	1606DR	TEXAS	RITA	985,706.00	652,396.51
	MANUFACTURED HOUSING	1603DR	LOUISIANA	KATRINA	807,219,481.50	524,238,510.74
		1604DR	MISSISSIPPI	KATRINA	3,283,735.00	1,509,263.15
		1605DR	ALABAMA	KATRINA	8,923,515.19	4,563,813.19
		1606DR	TEXAS	RITA	31,833,936.00	23,033,015.27
		1607DR	LOUISIANA	RITA	1,503,895.00	1,503,895.00
		1609DR	FLORIDA	WILMA	2,397,957.00	1,395,724.48

VENDOR ALPHA	PROGRAM NAME	PROG CODE	STATE NAME	EVENT NAME	OBLIGATIONS	EXPENDITURES	
SHAW ENVIRONMENTAL & INFRASTRUCTURE Total					856,148,225.69	556,896,618.34	
ENVIRONMENTAL PROTECTION AGENCY	2501-MISSIONS-FOS	1602DR	FLORIDA	KATRINA	20,000.00		
		1603DR	LOUISIANA	KATRINA	22,517,000.00		
		1604DR	MISSISSIPPI	KATRINA	2,529,200.00	749,561.82	
		1605DR	ALABAMA	KATRINA	10,000.00	4,164.37	
		1606DR	TEXAS	RITA	10,000.00		
		1609DR	FLORIDA	WILMA	40,000.00	4,264.10	
		3213EM	MISSISSIPPI	KATRINA	10,000.00	6,188.73	
		3214EM	ALABAMA	KATRINA			
		3259EM	FLORIDA	RITA	10,000.00		
		3260EM	LOUISIANA	RITA	25,000.00		
		3261EM	TEXAS	RITA	1,244,830.00		
		2507-MISSIONS-TA	1603DR	LOUISIANA	KATRINA	2,500,000.00	
			1604DR	MISSISSIPPI	KATRINA	12,300,000.00	1,543,422.91
			1605DR	ALABAMA	KATRINA	3,000,000.00	160,530.18
	1609DR		FLORIDA	WILMA	100,000.00	3,049.85	
	3214EM		ALABAMA	KATRINA			
	2508-MISSIONS-DFA	1603DR	LOUISIANA	KATRINA	197,000,000.00		
		1604DR	MISSISSIPPI	KATRINA	55,500,000.00	6,805,792.79	
		1605DR	ALABAMA	KATRINA	17,000,000.00	1,007,719.35	
		1607DR	LOUISIANA	RITA	39,500,000.00		
		1609DR	FLORIDA	WILMA	300,000.00		
	25XX-OTHER SERVICES	1603DR	LOUISIANA	KATRINA	258,065,898.00		
		1607DR	LOUISIANA	RITA	136,276,039.00		
	ENVIRONMENTAL PROTECTION AGENCY Total					747,957,967.00	10,284,694.10
	CORPORATE LODGING CONSULTANTS, INC.	21XX-TRAVEL OF PEOPLE	1604DR	MISSISSIPPI	KATRINA	45,000.00	44,537.10
			2592-INSPECTIONS IHP/IFG	1603DR	LOUISIANA	KATRINA	38,052,000.00
		25XX-OTHER SERVICES	1604DR	MISSISSIPPI	KATRINA	18,120,000.00	
1605DR			ALABAMA	KATRINA	4,530,000.00	1,150,400.00	
1606DR			TEXAS	RITA	17,214,000.00	2,941,569.31	
1607DR			LOUISIANA	RITA	12,684,000.00		
1603DR			LOUISIANA	KATRINA	227,989,384.00	223,535,525.80	
MANUFACTURED HOUSING		1604DR	MISSISSIPPI	KATRINA	108,724,206.00	97,961,418.91	
		1605DR	ALABAMA	KATRINA	26,102,430.00	21,838,675.04	
		1606DR	TEXAS	RITA	90,560,262.00	76,500,730.53	
		1607DR	LOUISIANA	RITA	68,772,318.00	50,660,126.42	
		1604DR	MISSISSIPPI	KATRINA			
1605DR		ALABAMA	KATRINA				
1606DR		TEXAS	RITA				
CORPORATE LODGING CONSULTANTS, INC. Total					612,793,600.00	484,389,252.26	
DEPARTMENT OF TRANSPORTATION		21XX-TRAVEL OF PEOPLE	1604DR	MISSISSIPPI	KATRINA		
	2501-MISSIONS-FOS		1602DR	FLORIDA	KATRINA	2,018,500.00	1,004,748.78
	2501-MISSIONS-FOS	1603DR	LOUISIANA	KATRINA	58,366,031.97	18,171,466.98	
		1604DR	MISSISSIPPI	KATRINA	65,011,314.00	44,362,610.27	
		1605DR	ALABAMA	KATRINA	24,057,500.00	13,416,939.81	
		1606DR	TEXAS	RITA	30,480,741.76	21,800,960.42	
		1607DR	LOUISIANA	RITA	25,110,000.00	17,713,668.11	
		1609DR	FLORIDA	WILMA	35,249,501.19	21,468,628.30	
		3212EM	LOUISIANA	KATRINA	6,120,000.00	134,839.68	
		3213EM	MISSISSIPPI	KATRINA	52,400.00	16,914.58	
		3214EM	ALABAMA	KATRINA			
		3215EM	ARKANSAS	KATRINA	50,000.00		
		3216EM	TEXAS	KATRINA	632,825.82	632,825.82	
		3259EM	FLORIDA	RITA	10,000.00		
		3261EM	TEXAS	RITA	1,570,802.08	870,802.08	
		2507-MISSIONS-TA	1604DR	MISSISSIPPI	KATRINA	50,000.00	
	2508-MISSIONS-DFA		1603DR	LOUISIANA	KATRINA	299,190,094.92	178,436,381.21
			1604DR	MISSISSIPPI	KATRINA	3,353,213.00	

VENDOR ALPHA	PROGRAM NAME	PROG CODE	STATE NAME	EVENT NAME	OBLIGATIONS	EXPENDITURES
		1607DR	LOUISIANA	RITA	2,500,000.00	1,436,624.23
		3215EM	ARKANSAS	KATRINA	500,000.00	
		3216EM	TEXAS	KATRINA	1,300,345.66	1,300,345.66
		3260EM	LOUISIANA	RITA		
DEPARTMENT OF TRANSPORTATION Total					555,623,270.40	320,767,755.93
GULF STREAM COACH, INC.	22XX-TRANSPORT OF THINGS	1603DR	LOUISIANA	KATRINA	26,319,725.00	17,228,213.00
	MANUFACTURED HOUSING	1603DR	LOUISIANA	KATRINA	347,184,713.00	347,166,967.00
		1604DR	MISSISSIPPI	KATRINA	73,885,500.00	73,879,325.00
		1605DR	ALABAMA	KATRINA	100,307,287.00	99,995,474.00
GULF STREAM COACH, INC. Total					547,697,225.00	538,269,979.00
BECHTEL NATIONAL, INC.	25XX-OTHER SERVICES	1604DR	MISSISSIPPI	KATRINA	21,421,522.00	13,418,176.98
	MANUFACTURED HOUSING	1603DR	LOUISIANA	KATRINA	1,117,125.00	218,365.39
		1604DR	MISSISSIPPI	KATRINA	482,033,231.50	431,928,846.59
BECHTEL NATIONAL, INC. Total					504,571,878.50	445,565,388.96
US COAST GUARD	2501-MISSIONS-FOS	1602DR	FLORIDA	KATRINA	1.00	
		1603DR	LOUISIANA	KATRINA	3,275,000.00	411,709.42
		1604DR	MISSISSIPPI	KATRINA	13,970,000.00	932,341.29
		1605DR	ALABAMA	KATRINA	2,275,000.00	338,223.22
		1606DR	TEXAS	RITA	100,000.00	
		1609DR	FLORIDA	WILMA	50,000.00	
		3214EM	ALABAMA	KATRINA		
		3259EM	FLORIDA	RITA	16,000.00	
		3260EM	LOUISIANA	RITA	25,000.00	
		3261EM	TEXAS	RITA	200,000.00	
	2507-MISSIONS-TA	1603DR	LOUISIANA	KATRINA	37,500.00	
	2508-MISSIONS-DFR	1603DR	LOUISIANA	KATRINA	165,000,000.00	11,378,085.61
		1604DR	MISSISSIPPI	KATRINA	232,000,000.00	553.66
		1605DR	ALABAMA	KATRINA		
		1606DR	TEXAS	RITA	8,000,000.00	
		1607DR	LOUISIANA	RITA	18,400,000.00	
		1609DR	FLORIDA	WILMA	70,000.00	
US COAST GUARD Total					443,418,501.00	13,060,913.20
US DEPARTMENT OF LABOR	2501-MISSIONS-FOS	1603DR	LOUISIANA	KATRINA		
		1604DR	MISSISSIPPI	KATRINA	314,945.96	14,945.96
	2503-UNEMPLOYMENT	1603DR	LOUISIANA	KATRINA	320,361,035.00	320,361,035.00
		1604DR	MISSISSIPPI	KATRINA	88,450,000.00	88,450,000.00
		1605DR	ALABAMA	KATRINA	1,372,364.00	1,372,364.00
		1606DR	TEXAS	RITA	9,759,933.00	9,759,933.00
		1607DR	LOUISIANA	RITA	11,785,488.00	11,785,488.00
		1609DR	FLORIDA	WILMA	6,050,125.00	6,050,125.00
US DEPARTMENT OF LABOR Total					438,093,890.96	437,793,890.96
CH2M HILL CONSTRUCTORS, INC.	2507-MISSIONS-TA	1604DR	MISSISSIPPI	KATRINA		
	2592-INSPECTIONS IHP/IFG	1604DR	MISSISSIPPI	KATRINA	1,675,499.84	468,414.11
	MANUFACTURED HOUSING	1603DR	LOUISIANA	KATRINA	226,299,453.02	191,189,740.75
		1604DR	MISSISSIPPI	KATRINA	130,152,450.87	109,394,214.33
		1605DR	ALABAMA	KATRINA	36,697,538.02	25,491,492.76
		1606DR	TEXAS	RITA	35,881,812.94	30,045,913.00
CH2M HILL CONSTRUCTORS, INC. Total					430,706,754.69	356,589,774.95
USDA FOREST SERVICE	2501-MISSIONS-FOS	1602DR	FLORIDA	KATRINA	735,000.00	11,409.42
		1603DR	LOUISIANA	KATRINA	139,776,000.00	9,219,234.30
		1604DR	MISSISSIPPI	KATRINA	8,607,000.00	341,604.26
		1605DR	ALABAMA	KATRINA	1,280,000.00	22,030.32
		1606DR	TEXAS	RITA	124,330,000.00	473,685.20
		1609DR	FLORIDA	WILMA	5,910,000.00	638,928.12
		3213EM	MISSISSIPPI	KATRINA	80,288.00	9,689.98
		3214EM	ALABAMA	KATRINA		
		3216EM	TEXAS	KATRINA	5,000.00	
		3217EM	TENNESSEE	KATRINA		

VENDOR ALPHA	PROGRAM NAME	PROG CODE	STATE NAME	EVENT NAME	OBLIGATIONS	EXPENDITURES
		3218EM	GEORGIA	KATRINA		
		3222EM	NORTH CAROLINA	KATRINA		
		3231EM	KENTUCKY	KATRINA		
		3233EM	SOUTH CAROLINA	KATRINA		
		3241EM	ARIZONA	KATRINA	2,000,000.00	180.91
		3259EM	FLORIDA	RITA	740,000.00	
		3261EM	TEXAS	RITA	21,155,000.00	
	2507-MISSIONS-TA	1602DR	FLORIDA	KATRINA	10,000.00	
		1604DR	MISSISSIPPI	KATRINA	62,500.00	
	2508-MISSIONS-DFA	1603DR	LOUISIANA	KATRINA	10,000,000.00	
		1604DR	MISSISSIPPI	KATRINA	6,700,000.00	9,986.09
		1606DR	TEXAS	RITA	650,000.00	
		1607DR	LOUISIANA	RITA	40,500,000.00	205,711.04
		3216EM	TEXAS	KATRINA	22,500,000.00	245,323.86
USDA FOREST SERVICE Total					385,040,788.00	11,177,783.50
MORGAN BUILDINGS & SPAS, INC.	25XX-OTHER SERVICES	1603DR	LOUISIANA	KATRINA	348.75	
		1606DR	TEXAS	RITA	14,996.00	14,996.00
	31XX-EQUIPMENT	1603DR	LOUISIANA	KATRINA	125,000.00	125,000.00
	MANUFACTURED HOUSING	1603DR	LOUISIANA	KATRINA	114,362,394.00	95,170,829.77
		1604DR	MISSISSIPPI	KATRINA	244,122,500.00	244,122,500.00
		1605DR	ALABAMA	KATRINA	13,700,000.00	13,700,000.00
MORGAN BUILDINGS & SPAS, INC. Total					372,325,238.75	353,133,325.77
PRECISION HOMES	MANUFACTURED HOUSING	1603DR	LOUISIANA	KATRINA	125,000,000.00	125,000,000.00
		1605DR	ALABAMA	KATRINA	162,515,000.00	155,878,481.99
PRECISION HOMES Total					287,515,000.00	280,878,481.99
DEPARTMENT OF HEALTH AND HUMAN SERVICES	2501-MISSIONS-FOS	1602DR	FLORIDA	KATRINA	365,000.00	
		1603DR	LOUISIANA	KATRINA	615,000.00	
		1604DR	MISSISSIPPI	KATRINA	695,000.00	
		1605DR	ALABAMA	KATRINA	50,000.00	
		1606DR	TEXAS	RITA	21,000,000.00	
		1609DR	FLORIDA	WILMA	1,230,000.00	
		3213EM	MISSISSIPPI	KATRINA	50,000.00	
		3214EM	ALABAMA	KATRINA		
		3215EM	ARKANSAS	KATRINA	10,000.00	
		3216EM	TEXAS	KATRINA	80,000.00	
		3217EM	TENNESSEE	KATRINA	2,000.00	
		3218EM	GEORGIA	KATRINA	52,000.00	
		3222EM	NORTH CAROLINA	KATRINA	2,000.00	
		3231EM	KENTUCKY	KATRINA	2,000.00	
		3233EM	SOUTH CAROLINA	KATRINA	2,000.00	
		3259EM	FLORIDA	RITA	10,000.00	
		3261EM	TEXAS	RITA	35,180,000.00	
	2507-MISSIONS-TA	1603DR	LOUISIANA	KATRINA	30,000.00	
		1604DR	MISSISSIPPI	KATRINA	207,500.00	
		3217EM	TENNESSEE	KATRINA	5,000.00	
	2508-MISSIONS-DFA	1603DR	LOUISIANA	KATRINA	82,686,996.52	
		1604DR	MISSISSIPPI	KATRINA	64,815,500.00	2,745,265.75
		1605DR	ALABAMA	KATRINA		
		1607DR	LOUISIANA	RITA	20,100,000.00	
		1609DR	FLORIDA	WILMA	8,165,000.00	
		3215EM	ARKANSAS	KATRINA	3,000,000.00	
		3216EM	TEXAS	KATRINA	10,000,000.00	
		3237EM	ALABAMA	KATRINA	1,000,000.00	
		3260EM	LOUISIANA	RITA		
	25XX-OTHER SERVICES	1602DR	FLORIDA	KATRINA	52,530.85	47,022.71
		1603DR	LOUISIANA	KATRINA	5,019,675.53	3,151,416.79
		1604DR	MISSISSIPPI	KATRINA	2,952,332.66	2,931,940.00
		1605DR	ALABAMA	KATRINA	205,500.00	205,500.00

VENDOR ALPHA	PROGRAM NAME	PROG CODE	STATE NAME	EVENT NAME	OBLIGATIONS	EXPENDITURES
		1606DR	TEXAS	RITA	1,487,729.17	1,432,965.37
		1609DR	FLORIDA	WILMA	11,000.00	11,000.00
	26XX-SUPPLIES & MATERIALS	1603DR	LOUISIANA	KATRINA	180,001.00	92,491.55
		1604DR	MISSISSIPPI	KATRINA	3,050,000.00	3,050,000.00
	CRISIS COUNSELING	1603DR	LOUISIANA	KATRINA	7,722,630.00	7,722,630.00
		1604DR	MISSISSIPPI	KATRINA	6,658,389.00	6,658,389.00
		1605DR	ALABAMA	KATRINA	758,101.00	488,246.00
		1606DR	TEXAS	RITA	1,546,988.00	1,546,988.00
		1609DR	FLORIDA	WILMA	8,246,808.00	3,246,808.00
	DEPARTMENT OF HEALTH AND HUMAN SERVICES Total					287,246,681.73
AMERICAN RED CROSS	2501-MISSIONS-FOS	1603DR	LOUISIANA	KATRINA	50,000.00	11,159.43
		1606DR	TEXAS	RITA		
		3232EM	MISSOURI	KATRINA		
		3261EM	TEXAS	RITA		
	25XX-OTHER SERVICES	1603DR	LOUISIANA	KATRINA	125,400,000.00	110,000,000.00
		1604DR	MISSISSIPPI	KATRINA	59,850,000.00	52,500,000.00
		1605DR	ALABAMA	KATRINA	14,250,000.00	12,500,000.00
		1606DR	TEXAS	RITA	47,387,014.20	41,437,014.20
		1607DR	LOUISIANA	RITA	37,050,000.00	32,500,000.00
	31XX-EQUIPMENT	1604DR	MISSISSIPPI	KATRINA	199,800.00	
	AMERICAN RED CROSS Total					284,186,814.20
FEDERAL PROTECTIVE SERVICE/DHS	2501-MISSIONS-FOS	1603DR	LOUISIANA	KATRINA	156,783,020.00	61,833,932.20
		1604DR	MISSISSIPPI	KATRINA	28,452,766.73	324,052.16
		1605DR	ALABAMA	KATRINA	5,452,500.00	54,484.91
		1606DR	TEXAS	RITA	7,668,816.80	
		1607DR	LOUISIANA	RITA	5,000,000.00	
		1609DR	FLORIDA	WILMA	19,871,511.90	
		3213EM	MISSISSIPPI	KATRINA	188,608.00	
		3214EM	ALABAMA	KATRINA	31,478.00	
		3215EM	ARKANSAS	KATRINA	460,000.00	
		3216EM	TEXAS	KATRINA	7,000,000.00	
		3259EM	FLORIDA	RITA	10,000.00	
		3260EM	LOUISIANA	RITA	125,000.00	
		3261EM	TEXAS	RITA	100,000.00	
	2507-MISSIONS-TA	1603DR	LOUISIANA	KATRINA		
	2508-MISSIONS-DFA	1603DR	LOUISIANA	KATRINA		
		1604DR	MISSISSIPPI	KATRINA	700,000.00	168,610.50
		1609DR	FLORIDA	WILMA	150,000.00	
	25XX-OTHER SERVICES	3260EM	LOUISIANA	RITA	100,000.00	
		1602DR	FLORIDA	KATRINA	5,616,000.00	
		1603DR	LOUISIANA	KATRINA	12,110,256.00	
		1604DR	MISSISSIPPI	KATRINA	328,312.00	107,945.32
	1605DR	ALABAMA	KATRINA	70,272.00	70,272.00	
	FEDERAL PROTECTIVE SERVICE/DHS Total					250,218,541.43
AL EMERGENCY MANAGEMENT AGENCY	414X-HOUSING & OTHER NEEDS	1605DR	ALABAMA	KATRINA	121,113,238.63	117,944,893.23
	416X-PUBLIC ASSISTANCE	1605DR	ALABAMA	KATRINA	97,701,264.55	73,605,812.27
		3237EM	ALABAMA	KATRINA	2,840,416.04	2,809,105.19
	4173-HAZARD MITIGATION	1605DR	ALABAMA	KATRINA	7,694,402.00	388,815.71
	CRISIS COUNSELING	1605DR	ALABAMA	KATRINA	3,851,188.00	2,570,321.98
AL EMERGENCY MANAGEMENT AGENCY Total					233,200,509.22	197,318,948.38
GENERAL SERVICES ADMINISTRATION	21XX-TRAVEL OF PEOPLE	1603DR	LOUISIANA	KATRINA	69,201.94	
		1604DR	MISSISSIPPI	KATRINA	32,208.00	22,882.50
		1605DR	ALABAMA	KATRINA	47,790.83	43,818.77
	22XX-TRANSPORT OF THINGS	1602DR	FLORIDA	KATRINA	20,000.00	2,612.05
		1603DR	LOUISIANA	KATRINA	4,256,000.00	375,806.91
		1604DR	MISSISSIPPI	KATRINA	1,041,450.88	160,984.13
		1605DR	ALABAMA	KATRINA	401,600.00	25,568.46
		1606DR	TEXAS	RITA	90,000.00	38,970.50

VENDOR ALPHA	PROGRAM NAME	PROG CODE	STATE NAME	EVENT NAME	OBLIGATIONS	EXPENDITURES			
		1607DR	LOUISIANA	RITA	11,601.35	3,812.21			
		1609DR	FLORIDA	WILMA	560,000.00	21,134.82			
		3215EM	ARKANSAS	KATRINA	25.38	25.38			
		3216EM	TEXAS	KATRINA	4,682.74	4,682.74			
		3224EM	COLORADO	KATRINA	16.21				
	23XX-RENT, COMM, UTILITIES		1602DR	FLORIDA	KATRINA	300,000.00	300,000.00		
			1603DR	LOUISIANA	KATRINA	7,459,254.00	6,309,249.24		
			1604DR	MISSISSIPPI	KATRINA	8,686,547.00	8,213,761.63		
			1605DR	ALABAMA	KATRINA	717,099.00	643,983.97		
			1606DR	TEXAS	RITA	3,164,396.00	2,858,184.00		
			1607DR	LOUISIANA	RITA	2,067,847.00	1,836,790.00		
			1609DR	FLORIDA	WILMA	3,370,697.00	2,606,916.99		
			3214EM	ALABAMA	KATRINA	30,000.00	30,000.00		
			2501-MISSIONS-FOS		1602DR	FLORIDA	KATRINA	165,000.00	
					1603DR	LOUISIANA	KATRINA	6,849,500.00	339,888.44
	1604DR	MISSISSIPPI			KATRINA	62,678,338.36	1,169,417.98		
	1605DR	ALABAMA			KATRINA	11,333,000.00	591,517.20		
	1606DR	TEXAS			RITA	370,000.00	27,770.56		
	1607DR	LOUISIANA			RITA	5,528,185.00	37,963.70		
	1609DR	FLORIDA			WILMA	170,000.00	41,141.76		
	3212EM	LOUISIANA			KATRINA				
	3213EM	MISSISSIPPI			KATRINA	1,770,000.00	69,712.98		
	3214EM	ALABAMA			KATRINA				
	3215EM	ARKANSAS			KATRINA	60,000.00	7,451.56		
	3216EM	TEXAS			KATRINA	285,000.00	7,872.19		
	3224EM	COLORADO			KATRINA				
	3259EM	FLORIDA			RITA	10,000.00			
	3261EM	TEXAS			RITA	520,000.00			
	2508-MISSIONS-DFA				1603DR	LOUISIANA	KATRINA	1,000,000.00	
					1604DR	MISSISSIPPI	KATRINA		
			1609DR	FLORIDA	WILMA				
			3212EM	LOUISIANA	KATRINA	1,500,000.00	2,096.06		
			3223EM	UTAH	KATRINA				
	25XX-OTHER SERVICES		1603DR	LOUISIANA	KATRINA	8,737,759.00	5,532,889.61		
			1604DR	MISSISSIPPI	KATRINA	58,562,407.95	3,689,335.55		
			1605DR	ALABAMA	KATRINA	157,038.00	2,000.00		
			1606DR	TEXAS	RITA	510,685.57			
			1607DR	LOUISIANA	RITA	49,500.00			
			1609DR	FLORIDA	WILMA	5,442,309.00	34,024.00		
			1603DR	LOUISIANA	KATRINA	1,053.45			
	26XX-SUPPLIES & MATERIALS		1603DR	LOUISIANA	KATRINA	1,053.45			
			1604DR	MISSISSIPPI	KATRINA	60,000.00	42,042.20		
	GENERAL SERVICES ADMINISTRATION Total					198,090,193.66	35,094,308.09		
	CLEARBROOK LLC	23XX-RENT, COMM, UTILITIES	1603DR	LOUISIANA	KATRINA	21,724,500.00	21,724,500.00		
		25XX-OTHER SERVICES	1603DR	LOUISIANA	KATRINA	43,743,792.00	5,363,444.20		
			1604DR	MISSISSIPPI	KATRINA	40,324.82	40,324.82		
		26XX-SUPPLIES & MATERIALS	1607DR	LOUISIANA	RITA	8,390,250.00	8,189,240.40		
31XX-EQUIPMENT		1603DR	LOUISIANA	KATRINA	16,294,223.82	13,009,467.82			
32XX-LAND & STRUCTURES		1603DR	LOUISIANA	KATRINA	4,559,846.00	4,559,846.00			
MANUFACTURED HOUSING		1603DR	LOUISIANA	KATRINA	97,306,980.00	97,306,980.00			
CLEARBROOK LLC Total					192,059,916.64	150,193,803.24			
EMERGENCY RESPONSE PROG MANAGEMENT	2594-INSPECTIONS PA TAC	1602DR	FLORIDA	KATRINA	1,360,000.00	1,350,159.78			
		1603DR	LOUISIANA	KATRINA	117,643,137.68	86,783,561.35			
		1604DR	MISSISSIPPI	KATRINA	28,026,200.00	23,045,544.00			
		1606DR	TEXAS	RITA	3,328,800.00	3,100,213.58			
		1609DR	FLORIDA	WILMA	13,610,000.00	12,072,760.10			
		3215EM	ARKANSAS	KATRINA	1,583,900.00	1,521,498.99			
		3216EM	TEXAS	KATRINA	1,954,900.00	1,526,539.64			
		3229EM	NEW MEXICO	KATRINA	139,800.00	113,728.82			

VENDOR ALPHA	PROGRAM NAME	PROG CODE	STATE NAME	EVENT NAME	OBLIGATIONS	EXPENDITURES
EMERGENCY RESPONSE PROG MANAGEMENT Total					167,646,737.68	129,514,006.26
FEMA GROUP TRAVEL	21XX-TRAVEL OF PEOPLE	1602DR	FLORIDA	KATRINA	2,063,994.12	1,775,273.34
		1603DR	LOUISIANA	KATRINA	60,879,163.42	59,794,748.19
		1604DR	MISSISSIPPI	KATRINA	42,003,022.88	38,202,486.10
		1605DR	ALABAMA	KATRINA	11,526,347.08	11,240,929.33
		1606DR	TEXAS	RITA	24,100,850.89	23,837,576.14
		1607DR	LOUISIANA	RITA	3,168,657.96	2,997,371.03
		1609DR	FLORIDA	WILMA	13,423,650.00	13,415,537.95
		3212EM	LOUISIANA	KATRINA	5,559.37	5,559.37
		3215EM	ARKANSAS	KATRINA	1,692,159.35	1,670,293.86
		3216EM	TEXAS	KATRINA	2,854,540.41	2,825,846.36
		3217EM	TENNESSEE	KATRINA	67,982.84	67,982.84
		3218EM	GEORGIA	KATRINA	767.15	767.15
		3219EM	OKLAHOMA	KATRINA	88,459.16	75,854.98
		3221EM	WEST VIRGINIA	KATRINA	26,021.70	26,021.70
		3223EM	UTAH	KATRINA	34,311.49	29,122.47
		3224EM	COLORADO	KATRINA	171,985.22	166,363.65
		3225EM	MICHIGAN	KATRINA	198,205.48	165,335.61
		3226EM	DISTRICT OF COLUMBIA	KATRINA	38,622.50	38,622.50
		3227EM	WASHINGTON	KATRINA	141,929.12	122,504.20
		3228EM	OREGON	KATRINA	20,421.63	14,240.63
		3229EM	NEW MEXICO	KATRINA	44,429.60	40,759.31
		3230EM	ILLINOIS	KATRINA	35,498.68	23,899.36
		3231EM	KENTUCKY	KATRINA	7,960.79	7,960.79
		3232EM	MISSOURI	KATRINA	230,804.50	218,588.02
		3233EM	SOUTH CAROLINA	KATRINA	40,089.27	40,089.27
		3234EM	SOUTH DAKOTA	KATRINA	8,827.91	7,771.22
		3235EM	PENNSYLVANIA	KATRINA	78,931.06	78,931.06
		3236EM	KANSAS	KATRINA	186.90	186.90
		3238EM	INDIANA	KATRINA		
		3239EM	IOWA	KATRINA	4,927.66	4,927.66
		3240EM	VIRGINIA	KATRINA	7,659.06	7,659.06
		3241EM	ARIZONA	KATRINA	179,424.02	171,058.51
		3242EM	MINNESOTA	KATRINA		
		3243EM	NEVADA	KATRINA	199,136.15	188,451.48
		3244EM	IDAHO	KATRINA	3,603.26	3,603.26
		3245EM	NEBRASKA	KATRINA	1,301.61	1,301.61
		3246EM	CONNECTICUT	KATRINA	19,927.66	6,209.38
		3247EM	NORTH DAKOTA	KATRINA	15,599.78	15,492.46
		3248EM	CALIFORNIA	KATRINA	332,362.04	319,438.00
		3249EM	WISCONSIN	KATRINA		
		3250EM	OHIO	KATRINA		
		3251EM	MARYLAND	KATRINA	52,711.86	52,711.86
		3252EM	MASSACHUSETTS	KATRINA	160,165.65	143,136.89
		3253EM	MONTANA	KATRINA	7,363.50	7,260.42
		3255EM	RHODE ISLAND	KATRINA	13,791.99	8,084.81
		3256EM	MAINE	KATRINA	6,000.00	179.10
		3257EM	NEW JERSEY	KATRINA	2,366.13	1,773.59
		3258EM	NEW HAMPSHIRE	KATRINA	6,000.00	625.64
		3259EM	FLORIDA	RITA	25,059.98	25,059.98
		3261EM	TEXAS	RITA	13,237.61	13,237.61
		3262EM	NEW YORK	KATRINA	73,300.00	66,758.28
		3263EM	DELAWARE	KATRINA	379.32	379.32
	MANUFACTURED HOUSING	1603DR	LOUISIANA	KATRINA		
FEMA GROUP TRAVEL Total					164,077,697.76	157,927,972.25
GBL'S	22XX-TRANSPORT OF THINGS	1602DR	FLORIDA	KATRINA	500,000.00	35,126.59
		1603DR	LOUISIANA	KATRINA	106,000,000.00	100,018,011.83
		1604DR	MISSISSIPPI	KATRINA	26,050,000.00	20,657,206.96

VENDOR ALPHA	PROGRAM NAME	PROG CODE	STATE NAME	EVENT NAME	OBLIGATIONS	EXPENDITURES
		1605DR	ALABAMA	KATRINA	10,060,800.00	4,249,853.69
		1606DR	TEXAS	RITA	2,250,000.00	1,861,767.71
		1607DR	LOUISIANA	RITA	200,000.00	177,128.10
		1609DR	FLORIDA	WILMA	14,000,000.00	4,312,137.96
		25XX-OTHER SERVICES	1603DR	LOUISIANA	KATRINA	2,500.00
GBL'S Total					159,063,300.00	131,313,118.84
ALLTECH	2592-INSPECTIONS IHP/IFG	1603DR	LOUISIANA	KATRINA	51,193,807.26	38,577,755.83
		1605DR	ALABAMA	KATRINA	19,852,761.79	8,824,046.08
		1606DR	TEXAS	RITA	43,555,358.00	32,264,766.68
		1607DR	LOUISIANA	RITA	15,708,751.04	12,106,449.28
		1609DR	FLORIDA	WILMA	18,066,258.00	17,199,591.11
ALLTECH Total					148,376,934.09	108,972,608.98
PARTNERSHIP FOR RESPONSE & RECOVERY	2592-INSPECTIONS IHP/IFG	1603DR	LOUISIANA	KATRINA	52,178,260.32	38,450,428.35
		1604DR	MISSISSIPPI	KATRINA	51,656,956.48	39,645,999.80
		1606DR	TEXAS	RITA	495,566.55	495,566.55
		1607DR	LOUISIANA	RITA	15,225,791.28	11,813,381.31
		1609DR	FLORIDA	WILMA	26,288,645.12	21,877,317.92
PARTNERSHIP FOR RESPONSE & RECOVERY Total	25XX-OTHER SERVICES	1603DR	LOUISIANA	KATRINA		
NISTC	2594-INSPECTIONS PA TAC	1602DR	FLORIDA	KATRINA	4,311,000.00	3,929,620.58
		1603DR	LOUISIANA	KATRINA	89,464,300.00	78,695,006.83
		1604DR	MISSISSIPPI	KATRINA	31,460,300.00	26,852,482.84
		1605DR	ALABAMA	KATRINA	750,000.00	737,882.22
		1606DR	TEXAS	RITA	3,729,300.00	2,785,412.15
		1609DR	FLORIDA	WILMA	14,530,200.00	12,179,052.06
		3240EM	VIRGINIA	KATRINA	200,500.00	183,180.61
		NISTC Total				
CMH MANUFACTURING, INC.	MANUFACTURED HOUSING	1603DR	LOUISIANA	KATRINA	69,790,000.00	58,205,262.00
		1604DR	MISSISSIPPI	KATRINA	69,177,578.79	69,174,578.79
CMH MANUFACTURING, INC. Total					138,967,578.79	127,379,840.79
NORTH AMERICAN CATASTROPHE SVCS INC	MANUFACTURED HOUSING	1603DR	LOUISIANA	KATRINA	120,087,309.70	118,702,035.99
		1605DR	ALABAMA	KATRINA	3,511,777.94	466,690.93
		1609DR	FLORIDA	WILMA	4,194,556.00	4,194,556.00
NORTH AMERICAN CATASTROPHE SVCS INC Total					127,793,643.64	123,363,282.92
BOURGET'S OF THE SOUTH, LLC	MANUFACTURED HOUSING	1603DR	LOUISIANA	KATRINA	7,355,005.60	7,355,005.60
		1605DR	ALABAMA	KATRINA	112,144,650.00	112,144,650.00
BOURGET'S OF THE SOUTH, LLC Total					119,499,655.60	119,499,655.60
PRI/DJI, A RECONSTRUCTION JV	25XX-OTHER SERVICES	1604DR	MISSISSIPPI	KATRINA		
	MANUFACTURED HOUSING	1603DR	LOUISIANA	KATRINA	61,017,506.51	3,619,534.81
		1604DR	MISSISSIPPI	KATRINA	43,679,395.92	2,883,940.84
PRI/DJI, A RECONSTRUCTION JV Total					104,696,902.43	6,503,475.65
AMERICOLD LOGISTICS LLC	22XX-TRANSPORT OF THINGS	1603DR	LOUISIANA	KATRINA	6,000,000.00	6,000,000.00
		1604DR	MISSISSIPPI	KATRINA	25,168,506.58	25,000,000.00
	25XX-OTHER SERVICES	1603DR	LOUISIANA	KATRINA	19,591,791.00	14,014,273.90
		1604DR	MISSISSIPPI	KATRINA	50,000,000.00	49,965,288.41
AMERICOLD LOGISTICS LLC Total					100,760,297.58	94,979,562.31
HOUSING & URBAN DEVELOPMENT	2501-MISSIONS-FOS	1603DR	LOUISIANA	KATRINA	3,695,000.00	1,809,846.57
		1604DR	MISSISSIPPI	KATRINA	127,680.00	67,653.00
		1605DR	ALABAMA	KATRINA		
		1606DR	TEXAS	RITA	120,000.00	60,276.00
		3216EM	TEXAS	KATRINA	100,000.00	
	2508-MISSIONS-DFA	1603DR	LOUISIANA	KATRINA	79,000,000.00	14,600,831.00
	HOUSING & URBAN DEVELOPMENT Total					83,042,680.00
CHAMPION HOME BUILDERS CO	MANUFACTURED HOUSING	1603DR	LOUISIANA	KATRINA	80,759,579.79	70,400,027.50
CHAMPION HOME BUILDERS CO Total					80,759,579.79	70,400,027.50
US BANK	21XX-TRAVEL OF PEOPLE	1603DR	LOUISIANA	KATRINA	233,500.00	21,485.49
		1604DR	MISSISSIPPI	KATRINA	40,898.90	3,694.21
		1605DR	ALABAMA	KATRINA	37,561.05	3,561.05

VENDOR ALPHA	PROGRAM NAME	PROG CODE	STATE NAME	EVENT NAME	OBLIGATIONS	EXPENDITURES
		1606DR	TEXAS	RITA	405,000.00	
		1607DR	LOUISIANA	RITA	40,000.00	20,000.00
		1609DR	FLORIDA	WILMA	56,000.00	2,563.06
		3215EM	ARKANSAS	KATRINA	206.40	206.40
	22XX-TRANSPORT OF THINGS	1602DR	FLORIDA	KATRINA	5,000.00	140.00
		1603DR	LOUISIANA	KATRINA	40,103.00	100.00
		1604DR	MISSISSIPPI	KATRINA	6,100.00	696.00
		1605DR	ALABAMA	KATRINA	8,550.02	2,203.37
		1606DR	TEXAS	RITA	30,000.00	3,162.38
		1609DR	FLORIDA	WILMA		
		3215EM	ARKANSAS	KATRINA	8,750.00	2,420.00
		3216EM	TEXAS	KATRINA	10,000.00	1,950.60
	23XX-RENT, COMM, UTILITIES	1602DR	FLORIDA	KATRINA	1,600.00	1,510.00
		1603DR	LOUISIANA	KATRINA	1,649,987.28	335,889.68
		1604DR	MISSISSIPPI	KATRINA	324,480.44	167,539.50
		1605DR	ALABAMA	KATRINA	39,000.00	22,525.00
		1606DR	TEXAS	RITA	76,513.22	18,954.74
		1607DR	LOUISIANA	RITA	501,400.00	12,522.00
		1609DR	FLORIDA	WILMA	43,174.94	19,805.83
		3215EM	ARKANSAS	KATRINA	6,841.50	3,241.50
		3216EM	TEXAS	KATRINA	8,787.50	4,546.11
		3219EM	OKLAHOMA	KATRINA		
		3229EM	NEW MEXICO	KATRINA		
		3261EM	TEXAS	RITA	50,000.00	4,733.42
	24XX-PRINT & REPRO	1602DR	FLORIDA	KATRINA	10,500.00	
		1603DR	LOUISIANA	KATRINA	626,580.70	59,722.84
		1604DR	MISSISSIPPI	KATRINA	850,426.25	384,917.08
		1605DR	ALABAMA	KATRINA	189,892.00	115,126.27
		1606DR	TEXAS	RITA	313,555.00	153,657.05
		1607DR	LOUISIANA	RITA	239,000.00	75,601.71
		1609DR	FLORIDA	WILMA	68,683.45	47,463.95
		3215EM	ARKANSAS	KATRINA	2,779.05	2,234.46
		3216EM	TEXAS	KATRINA	31,554.44	23,596.04
		3219EM	OKLAHOMA	KATRINA	755.65	755.65
		3229EM	NEW MEXICO	KATRINA	36.64	36.64
		3261EM	TEXAS	RITA	20,000.00	20,000.00
	25XX-OTHER SERVICES	1602DR	FLORIDA	KATRINA	10,000.00	4,304.18
		1603DR	LOUISIANA	KATRINA	4,045,128.80	1,580,388.87
		1604DR	MISSISSIPPI	KATRINA	1,306,759.08	789,240.98
		1605DR	ALABAMA	KATRINA	189,995.93	54,231.03
		1606DR	TEXAS	RITA	327,795.87	112,062.99
		1607DR	LOUISIANA	RITA	842,262.58	31,979.24
		1609DR	FLORIDA	WILMA	118,157.46	57,727.97
		3215EM	ARKANSAS	KATRINA	2,795.00	1,125.00
		3216EM	TEXAS	KATRINA	15,425.96	11,537.29
		3219EM	OKLAHOMA	KATRINA		
		3229EM	NEW MEXICO	KATRINA		
		3261EM	TEXAS	RITA	50,000.00	(3,807.21)
	26XX-SUPPLIES & MATERIALS	1602DR	FLORIDA	KATRINA	77,560.70	40,848.05
		1603DR	LOUISIANA	KATRINA	21,367,849.49	7,324,341.80
		1604DR	MISSISSIPPI	KATRINA	9,711,646.86	6,204,849.30
		1605DR	ALABAMA	KATRINA	3,084,267.88	2,067,270.85
		1606DR	TEXAS	RITA	2,029,458.38	827,970.39
		1607DR	LOUISIANA	RITA	7,001,368.00	2,831,374.03
		1609DR	FLORIDA	WILMA	876,806.33	555,601.17
		3212EM	LOUISIANA	KATRINA	2,000.00	1,284.11
		3215EM	ARKANSAS	KATRINA	69,173.50	52,060.48
		3216EM	TEXAS	KATRINA	271,829.53	197,038.79

VENDOR ALPHA	PROGRAM NAME	PROG CODE	STATE NAME	EVENT NAME	OBLIGATIONS	EXPENDITURES
		3219EM	OKLAHOMA	KATRINA		
		3221EM	WEST VIRGINIA	KATRINA	94.45	94.45
		3223EM	UTAH	KATRINA	4,000.00	
		3224EM	COLORADO	KATRINA	4,000.00	1,729.21
		3225EM	MICHIGAN	KATRINA	2,000.00	711.67
		3227EM	WASHINGTON	KATRINA	112.64	112.64
		3229EM	NEW MEXICO	KATRINA	115.74	15.74
		3232EM	MISSOURI	KATRINA	5,000.00	4,328.05
		3261EM	TEXAS	RITA	135,500.00	22,851.20
	31XX-EQUIPMENT	1602DR	FLORIDA	KATRINA	51,622.00	26,622.00
		1603DR	LOUISIANA	KATRINA	8,596,149.77	2,962,971.63
		1604DR	MISSISSIPPI	KATRINA	6,096,683.98	4,493,169.10
		1605DR	ALABAMA	KATRINA	917,174.89	571,528.74
		1606DR	TEXAS	RITA	559,047.02	127,923.95
		1607DR	LOUISIANA	RITA	1,748,374.10	63,666.85
		1609DR	FLORIDA	WILMA	157,831.13	73,360.69
		3215EM	ARKANSAS	KATRINA	17,279.02	9,741.91
		3216EM	TEXAS	KATRINA	113,301.90	90,591.92
		3219EM	OKLAHOMA	KATRINA		
		3229EM	NEW MEXICO	KATRINA		
		3261EM	TEXAS	RITA	90,000.00	38,375.82
	MANUFACTURED HOUSING	1603DR	LOUISIANA	KATRINA	37,369.51	37,369.51
		1604DR	MISSISSIPPI	KATRINA	216,500.00	16,681.90
		1607DR	LOUISIANA	RITA		
US BANK Total					76,129,654.93	32,819,838.32
CUSTOMS AND BORDER PROTECTION	2501-MISSIONS-FOS	1602DR	FLORIDA	KATRINA	11,447,424.00	6,226,283.63
		1603DR	LOUISIANA	KATRINA	28,410,525.00	
		1604DR	MISSISSIPPI	KATRINA	8,517,200.00	266,152.45
		3216EM	TEXAS	KATRINA	500,000.00	
		3261EM	TEXAS	RITA	12,000,000.00	
	2508-MISSIONS-DFA	1604DR	MISSISSIPPI	KATRINA		
	26XX-SUPPLIES & MATERIALS	1602DR	FLORIDA	KATRINA	6,783.00	6,783.00
		1603DR	LOUISIANA	KATRINA	219,647.17	219,647.17
		1604DR	MISSISSIPPI	KATRINA	363,693.00	363,693.00
		1605DR	ALABAMA	KATRINA	21,313.00	21,313.00
		1606DR	TEXAS	RITA	64,702.00	64,702.00
CUSTOMS AND BORDER PROTECTION Total					61,551,287.17	7,168,574.25
CITIBANK	21XX-TRAVEL OF PEOPLE	1603DR	LOUISIANA	KATRINA	23,274,159.85	22,534,690.76
		1604DR	MISSISSIPPI	KATRINA	19,902,337.89	19,415,492.12
		1605DR	ALABAMA	KATRINA	5,857,208.81	5,827,715.06
		1606DR	TEXAS	RITA	5,488,869.64	5,485,319.64
		1607DR	LOUISIANA	RITA	1,001,842.04	1,001,842.04
		1609DR	FLORIDA	WILMA	1,004,233.20	534,097.86
		3215EM	ARKANSAS	KATRINA	1,711.85	1,711.85
		3216EM	TEXAS	KATRINA	15,561.27	15,561.27
		3221EM	WEST VIRGINIA	KATRINA	1,331.70	1,331.70
		3223EM	UTAH	KATRINA	1,171.40	1,089.25
		3234EM	SOUTH DAKOTA	KATRINA	677.25	
		3247EM	NORTH DAKOTA	KATRINA	911.85	911.85
		3248EM	CALIFORNIA	KATRINA	335.68	335.68
		3252EM	MASSACHUSETTS	KATRINA	3,271.00	3,271.00
		3253EM	MONTANA	KATRINA	3,160.92	2,796.55
	22XX-TRANSPORT OF THINGS	1603DR	LOUISIANA	KATRINA	85,000.00	85,000.00
		1604DR	MISSISSIPPI	KATRINA	85,000.00	
		1605DR	ALABAMA	KATRINA	70,000.00	62,329.92
	25XX-OTHER SERVICES	1603DR	LOUISIANA	KATRINA		
		1605DR	ALABAMA	KATRINA		
		1606DR	TEXAS	RITA		
		1609DR	FLORIDA	WILMA	50,000.00	
	26XX-SUPPLIES & MATERIALS	1603DR	LOUISIANA	KATRINA	412,000.00	342,301.17
		1604DR	MISSISSIPPI	KATRINA	91,000.00	29,893.34
		1605DR	ALABAMA	KATRINA	13,000.00	134.44
		1606DR	TEXAS	RITA	112,500.00	85,424.88
CITIBANK Total					57,475,284.35	55,431,250.38
U S DEPARTMENT OF JUSTICE	2501-MISSIONS-FOS	1603DR	LOUISIANA	KATRINA	2,764,600.00	127,136.49
		1604DR	MISSISSIPPI	KATRINA	2,655,000.00	40,667.64

VENDOR ALPHA	PROGRAM NAME	PROG CODE	STATE NAME	EVENT NAME	OBLIGATIONS	EXPENDITURES
		1609DR	FLORIDA	WILMA	45,000.00	
	2507-MISSIONS-TA	1603DR	LOUISIANA	KATRINA	150,000.00	
	2508-MISSIONS-DFA	1603DR	LOUISIANA	KATRINA	45,313,000.00	6,487,043.51
		1604DR	MISSISSIPPI	KATRINA	4,867,000.00	132,309.52
U S DEPARTMENT OF JUSTICE Total					55,794,600.00	6,787,157.16
Grand Total					31,988,815,109.36	19,780,583,423.05

FINANCIAL INFORMATION TOOL
FOR HURRICANE KATRINA, RITA, & WILMA DECLARATIONS ONLY
CHRONOLOGICAL LISTING BY DECLARATION OF OBLIGATION TRANSACTIONS GREATER THAN OR EQUAL TO \$50 MILLION (GROSS OF ANY SUBSEQUENT DE-OBLIGATIONS)
AS OF 09-13-2006

PROG CODE	STATE NAME	TRANS DATE	OBLIGATION NUMBER	VENDOR ALPHA	PROGRAM CATEGORY	OBLIGATIONS	QTY
1603DR	LOUISIANA	8/30/2005	1603DRLAMCOE-MVD 11	US ARMY CORPS OF ENGINEERS	2508-MISSIONS-DIRECT FED ASST (DFA)	50,000,000.00	1
		8/31/2005	1603DRLAMHHS 02	DEPARTMENT OF HEALTH AND HUMAN SERVICE	2501-MISSIONS-FED OPER SUP (FOS)	63,000,000.00	1
		9/3/2005	1603DRLAMCOE-MVD 05	US ARMY CORPS OF ENGINEERS	2508-MISSIONS-DIRECT FED ASST (DFA)	75,000,000.00	1
		9/4/2005	1603DRLAMCOE-MVD 07	US ARMY CORPS OF ENGINEERS	2508-MISSIONS-DIRECT FED ASST (DFA)	1,500,000,000.00	1
		9/5/2005	1603DRLAMDOD 23	DEPARTMENT OF DEFENSE	2501-MISSIONS-FED OPER SUP (FOS)	750,000,000.00	1
		9/6/2005	1603DRLAMDOD 29	DEPARTMENT OF DEFENSE	2501-MISSIONS-FED OPER SUP (FOS)	75,000,000.00	1
			1603DRLAMDOD 30	DEPARTMENT OF DEFENSE	2501-MISSIONS-FED OPER SUP (FOS)	490,000,000.00	1
			1603DRLAMDOD 31	DEPARTMENT OF DEFENSE	2501-MISSIONS-FED OPER SUP (FOS)	150,000,000.00	1
		9/8/2005	1603DRLAMEPA 03	ENVIRONMENTAL PROTECTION AGENCY	2508-MISSIONS-DIRECT FED ASST (DFA)	75,000,000.00	1
			1603DRLATTHP 01	LA OFFICE OF HOMELAND SECURITY &	4141-RENTAL 408(a)	510,000,000.00	1
		9/9/2005	1603DRLAMDOD 40	DEPARTMENT OF DEFENSE	2501-MISSIONS-FED OPER SUP (FOS)	65,000,000.00	1
			1603DRLAP00000001	LA OFFICE OF HOMELAND SECURITY &	416X-PUBLIC ASSISTANCE (PA)	218,823,700.76	1
		9/9/2005	1603DRLATTHP 01	LA OFFICE OF HOMELAND SECURITY &	4141-RENTAL 408(a)	600,000,000.00	1
			1603DRLAMCOE-MVD 21	US ARMY CORPS OF ENGINEERS	2501-MISSIONS-FED OPER SUP (FOS)	200,000,000.00	1
		9/10/2005	1603DRLAMUSCG 07	US COAST GUARD	2501-MISSIONS-FED OPER SUP (FOS)	150,000,000.00	2
			HSFEHQ-05-D-4125	PRECISION HOMES	3199-MH-PURCHASE UNITS-CAPITALIZED	125,000,000.00	1
		9/13/2005	1603DRLAP00000001	LA OFFICE OF HOMELAND SECURITY &	416X-PUBLIC ASSISTANCE (PA)	51,293,678.90	1
			HSFEHQ-05-C-4000	GULF STREAM COACH, INC.	3190-MH-PURCHASE UNITS-NON-CAPITALIZED	99,996,000.00	1
		9/15/2005	1603DRLAMUSFS 15	USDA FOREST SERVICE	2501-MISSIONS-FED OPER SUP (FOS)	130,000,000.00	1
			1603DRLAP00000001	LA OFFICE OF HOMELAND SECURITY &	416X-PUBLIC ASSISTANCE (PA)	453,209,070.72	1
		9/16/2005	HSFE06-05-F-6232	CLEARBROOK LLC	3190-MH-PURCHASE UNITS-NON-CAPITALIZED	50,000,000.00	1
		9/17/2005	1603DRLATTHP 01	LA OFFICE OF HOMELAND SECURITY &	4141-RENTAL 408(a)	400,000,000.00	1
		9/21/2005	1603DRLAMDOD 06	DEPARTMENT OF TRANSPORTATION	2508-MISSIONS-DIRECT FED ASST (DFA)	150,000,000.00	1
		9/24/2005	1603DRLAMCOE-MVD 05	US ARMY CORPS OF ENGINEERS	2508-MISSIONS-DIRECT FED ASST (DFA)	100,000,000.00	1
		9/25/2005	1603DRLATTHP 01	LA OFFICE OF HOMELAND SECURITY &	4141-RENTAL 408(a)	1,370,400,000.00	1
		9/26/2005	HSFE04-05-F-7039	DEPARTMENT OF DEFENSE	2660-FOOD & BEVERAGES	62,930,000.00	1
		9/27/2005	HSFEHQ-05-D-4334	MORGAN BUILDINGS & SPAS, INC.	3199-MH-PURCHASE UNITS-CAPITALIZED	83,958,000.00	1
		9/28/2005	HSFEHQ-05-D-4332	CHAMPION HOME BUILDERS CO	3199-MH-PURCHASE UNITS-CAPITALIZED	59,800,000.00	1
		9/29/2005	1603DRLAMDHUD 04	HOUSING & URBAN DEVELOPMENT	2508-MISSIONS-DIRECT FED ASST (DFA)	79,000,000.00	1
		10/2/2005	1603DRLATTHP 01	LA OFFICE OF HOMELAND SECURITY &	4141-RENTAL 408(a)	350,000,000.00	1
		10/3/2005	1603DRLAMEPA 03	ENVIRONMENTAL PROTECTION AGENCY	2508-MISSIONS-DIRECT FED ASST (DFA)	88,000,000.00	1
		10/8/2005	1603DRLATTHP 19	LA OFFICE OF HOMELAND SECURITY &	4149-OTHER NEEDS ASSISTANCE (ONA) AWARDS	100,000,000.00	1
		10/20/2005	1603DRLAMUSCG 09	US COAST GUARD	2508-MISSIONS-DIRECT FED ASST (DFA)	75,000,000.00	1
		10/21/2005	1603DRLAMCOE-MVD 23	US ARMY CORPS OF ENGINEERS	2508-MISSIONS-DIRECT FED ASST (DFA)	200,000,000.00	1
		10/22/2005	HSFEHQ-06-C-0024	AMERICAN RED CROSS	2580-OTHER SERVICE CONTRACTS	110,000,000.00	1
		10/31/2005	1603DRLAP00000001	LA OFFICE OF HOMELAND SECURITY &	416X-PUBLIC ASSISTANCE (PA)	88,802,983.46	1
			HSFEHQ-05-D-0471	FLUOR DANIEL INC	2591-CONTRACT SERVICES-MH	62,160,091.00	1
		11/1/2005	HSFEHQ-06-F-0047	CORPORATE LODGING CONSULTANTS, INC.	2580-OTHER SERVICE CONTRACTS	105,602,464.00	1
		11/5/2005	1603DRLATTHP 01	LA OFFICE OF HOMELAND SECURITY &	4141-RENTAL 408(a)	148,000,000.00	1
			1603DRLATTHP 17	LA OFFICE OF HOMELAND SECURITY &	4147-REPLACEMENT	386,000,000.00	1
			1603DRLATTHP 19	LA OFFICE OF HOMELAND SECURITY &	4149-OTHER NEEDS ASSISTANCE (ONA) AWARDS	361,000,000.00	1
		11/18/2005	1603DRLAMDOL 00	US DEPARTMENT OF LABOR	2503-DISASTER UNEMPLOYMENT (DUA)	55,000,000.00	1
		11/23/2005	1603DRLATTHP 19	LA OFFICE OF HOMELAND SECURITY &	4149-OTHER NEEDS ASSISTANCE (ONA) AWARDS	100,000,000.00	1
		12/5/2005	1603DRLATTHP 19	LA OFFICE OF HOMELAND SECURITY &	4149-OTHER NEEDS ASSISTANCE (ONA) AWARDS	50,000,000.00	1
		12/12/2005	1603DRLAMCOE-MVD 23	US ARMY CORPS OF ENGINEERS	2508-MISSIONS-DIRECT FED ASST (DFA)	199,932,487.70	1
			1603DRLAMUSCG 09	US COAST GUARD	2508-MISSIONS-DIRECT FED ASST (DFA)	75,000,000.00	1
		12/20/2005	HSFE06-06-X-2014	ENVIRONMENTAL PROTECTION AGENCY	2589-INTERAGENCY AGREEMENTS	255,665,898.00	1
		12/23/2005	1603DRLATTHP 19	LA OFFICE OF HOMELAND SECURITY &	4149-OTHER NEEDS ASSISTANCE (ONA) AWARDS	50,000,000.00	1
		12/29/2005	1603DRLATTHP 19	LA OFFICE OF HOMELAND SECURITY &	4149-OTHER NEEDS ASSISTANCE (ONA) AWARDS	75,000,000.00	1
		12/30/2005	1603DRLATTHP 19	LA OFFICE OF HOMELAND SECURITY &	4149-OTHER NEEDS ASSISTANCE (ONA) AWARDS	90,000,000.00	1
		1/6/2006	1603DRLATTHP 01	LA OFFICE OF HOMELAND SECURITY &	4141-RENTAL 408(a)	50,000,000.00	1
		1/7/2006	EMR-2006-GB-0000	GBL'S	2213-MH-TRANSPORTATION-DISASTER	70,000,000.00	1
		1/14/2006	1603DRLATTHP 19	LA OFFICE OF HOMELAND SECURITY &	4149-OTHER NEEDS ASSISTANCE (ONA) AWARDS	100,000,000.00	1
		1/19/2006	1603DRLATTHP 01	LA OFFICE OF HOMELAND SECURITY &	4141-RENTAL 408(a)	60,000,000.00	1
		1/30/2006	1603DRLATTHP 01	LA OFFICE OF HOMELAND SECURITY &	4141-RENTAL 408(a)	50,000,000.00	1
		2/7/2006	HSFEHQ-06-F-0047	CORPORATE LODGING CONSULTANTS, INC.	2580-OTHER SERVICE CONTRACTS	52,800,000.00	1
		2/16/2006	HSFEHQ-05-D-0592	CH2M HILL CONSTRUCTORS, INC.	2591-CONTRACT SERVICES-MH	75,178,562.50	1

PROG CODE	STATE NAME	TRANS DATE	OBLIGATION NUMBER	VENDOR ALPHA	PROGRAM CATEGORY	OBLIGATIONS	QTY
		3/1/2006	HSFEHQ-05-D-0471	FLUOR DANIEL INC	2591-CONTRACT SERVICES-MH	158,488,970.76	1
		3/3/2006	HSFEHQ-05-D-0471	FLUOR DANIEL INC	2591-CONTRACT SERVICES-MH	170,814,779.00	1
		3/15/2006	1603DRLAP00000001	LA OFFICE OF HOMELAND SECURITY &	416X-PUBLIC ASSISTANCE (PA)	55,750,323.10	1
		3/16/2006	1603DRLAMDOL 00	US DEPARTMENT OF LABOR	2503-DISASTER UNEMPLOYMENT (DUA)	91,411,844.00	1
			HSFEHQ-05-D-0573	SHAW ENVIRONMENTAL & INFRASTRUCTURE	2591-CONTRACT SERVICES-MH	139,278,621.00	1
		3/20/2006	1603DRLAP00000001	LA OFFICE OF HOMELAND SECURITY &	416X-PUBLIC ASSISTANCE (PA)	170,571,862.38	2
		3/21/2006	1603DRLAP00000001	LA OFFICE OF HOMELAND SECURITY &	416X-PUBLIC ASSISTANCE (PA)	138,213,467.86	1
		3/23/2006	1603DRLAP00000001	LA OFFICE OF HOMELAND SECURITY &	416X-PUBLIC ASSISTANCE (PA)	76,350,249.12	1
		3/28/2006	1603DRLAP00000001	LA OFFICE OF HOMELAND SECURITY &	416X-PUBLIC ASSISTANCE (PA)	67,986,749.72	1
		3/31/2006	HSFEHQ-05-D-0471	FLUOR DANIEL INC	2591-CONTRACT SERVICES-MH	192,710,167.00	1
		4/26/2006	1603DRLAP00000001	LA OFFICE OF HOMELAND SECURITY &	416X-PUBLIC ASSISTANCE (PA)	66,843,926.55	1
		5/17/2006	HSFEHQ-05-D-0471	FLUOR DANIEL INC	2591-CONTRACT SERVICES-MH	69,900,000.00	1
		5/26/2006	1603DRLAP00000001	LA OFFICE OF HOMELAND SECURITY &	416X-PUBLIC ASSISTANCE (PA)	50,308,768.63	1
			HSFEHQ-05-D-0573	SHAW ENVIRONMENTAL & INFRASTRUCTURE	2591-CONTRACT SERVICES-MH	88,403,625.00	1
		5/30/2006	HSFEHQ-05-C-4040A	NORTH AMERICAN CATASTROPHE SVCS INC	3190-MH-PURCHASE UNITS-NON-CAPITALIZED	50,478,060.06	1
			HSFEHQ-05-C-4041A	GULF STREAM COACH, INC.	3199-MH-PURCHASE UNITS-CAPITALIZED	246,563,713.00	1
		6/8/2006	1603DRLAP00000001	LA OFFICE OF HOMELAND SECURITY &	416X-PUBLIC ASSISTANCE (PA)	204,521,265.91	1
		6/14/2006	1603DRLAP00000001	LA OFFICE OF HOMELAND SECURITY &	416X-PUBLIC ASSISTANCE (PA)	57,570,547.57	1
		6/23/2006	1603DRLAP00000001	LA OFFICE OF HOMELAND SECURITY &	416X-PUBLIC ASSISTANCE (PA)	129,560,715.02	1
		6/29/2006	HSFEHQ-05-D-0471	FLUOR DANIEL INC	2591-CONTRACT SERVICES-MH	195,631,846.00	1
		7/1/2006	1603DRLAMCOE-MVD 07	US ARMY CORPS OF ENGINEERS	2508-MISSIONS-DIRECT FED ASST (DFA)	69,000,000.00	1
		7/12/2006	HSFEHQ-05-D-0573	SHAW ENVIRONMENTAL & INFRASTRUCTURE	2591-CONTRACT SERVICES-MH	185,080,757.00	2
		7/13/2006	1603DRLAP00000001	LA OFFICE OF HOMELAND SECURITY &	416X-PUBLIC ASSISTANCE (PA)	70,121,810.36	1
		8/17/2006	1603DRLAP00000001	LA OFFICE OF HOMELAND SECURITY &	416X-PUBLIC ASSISTANCE (PA)	120,558,271.15	1
		9/8/2006	1603DRLAP00000001	LA OFFICE OF HOMELAND SECURITY &	416X-PUBLIC ASSISTANCE (PA)	125,958,729.33	1
1604DR	MISSISSIPPI	9/2/2005	1604DRMSMDOD 17	DEPARTMENT OF DEFENSE	2501-MISSIONS-FED OPER SUP (FOS)	220,000,000.00	2
		38598	1604DRMSMCOE-MVD 16	US ARMY CORPS OF ENGINEERS	2508-MISSIONS-DIRECT FED ASST (DFA)	80,000,000.00	1
			1604DRMSMDOD 19	DEPARTMENT OF DEFENSE	2501-MISSIONS-FED OPER SUP (FOS)	1,000,000,000.00	1
		38599	1604DRMSMCOE-MVD 11	US ARMY CORPS OF ENGINEERS	2501-MISSIONS-FED OPER SUP (FOS)	80,000,000.00	1
			1604DRMSMGSA 16	GENERAL SERVICES ADMINISTRATION	2501-MISSIONS-FED OPER SUP (FOS)	50,000,000.00	1
		38600	1604DRMSMCOE-MVD 09	US ARMY CORPS OF ENGINEERS	2508-MISSIONS-DIRECT FED ASST (DFA)	320,000,000.00	1
			1604DRMSMCOE-MVD 10	US ARMY CORPS OF ENGINEERS	2508-MISSIONS-DIRECT FED ASST (DFA)	71,000,000.00	1
			1604DRMSMCOE-MVD 11	US ARMY CORPS OF ENGINEERS	2501-MISSIONS-FED OPER SUP (FOS)	100,000,000.00	1
			1604DRMSMDOT 05	DEPARTMENT OF TRANSPORTATION	2501-MISSIONS-FED OPER SUP (FOS)	90,000,000.00	1
		9/6/2005	1604DRMSTTHP 01	MISSISSIPPI, STATE OF	4141-RENTAL 408(a)	100,000,000.00	1
		9/7/2005	1604DRMSMCOE-MVD 12	US ARMY CORPS OF ENGINEERS	2501-MISSIONS-FED OPER SUP (FOS)	180,000,000.00	1
		38605	1604DRMSMDOD 19	DEPARTMENT OF DEFENSE	2501-MISSIONS-FED OPER SUP (FOS)	500,000,000.00	1
			1604DRMSMDOD 27	DEPARTMENT OF DEFENSE	2508-MISSIONS-DIRECT FED ASST (DFA)	50,000,000.00	1
			1604DRMSTTHP 01	MISSISSIPPI, STATE OF	4141-RENTAL 408(a)	96,000,000.00	1
		9/11/2005	1604DRMSTTHP 01	MISSISSIPPI, STATE OF	4141-RENTAL 408(a)	100,000,000.00	1
		9/12/2005	1604DRMSTTHP 01	MISSISSIPPI, STATE OF	4141-RENTAL 408(a)	300,000,000.00	1
		38612	1604DRMSMCOE-MVD 25	US ARMY CORPS OF ENGINEERS	2508-MISSIONS-DIRECT FED ASST (DFA)	50,000,000.00	1
			HSFE04-05-P-7069	AMERICOLD LOGISTICS LLC	2580-OTHER SERVICE CONTRACTS	50,000,000.00	1
		9/18/2005	HSFE04-05-F-7058	DEPARTMENT OF DEFENSE	2660-FOOD & BEVERAGES	69,630,470.00	1
		9/23/2005	1604DRMSP00000001	MISSISSIPPI, STATE OF	416X-PUBLIC ASSISTANCE (PA)	105,160,104.73	1
		9/27/2005	1604DRMSTTHP 01	MISSISSIPPI, STATE OF	4141-RENTAL 408(a)	365,018,400.00	1
		10/8/2005	1604DRMSTTHP 01	MISSISSIPPI, STATE OF	4141-RENTAL 408(a)	150,000,000.00	1
		10/9/2005	1604DRMSMCOE-MVD 10	US ARMY CORPS OF ENGINEERS	2508-MISSIONS-DIRECT FED ASST (DFA)	56,000,000.00	1
		10/10/2005	1604DRMSTTHP 19	MISSISSIPPI, STATE OF	4149-OTHER NEEDS ASSISTANCE (ONA) AWARDS	50,000,000.00	1
		10/16/2005	1604DRMSMCOE-MVD 09	US ARMY CORPS OF ENGINEERS	2508-MISSIONS-DIRECT FED ASST (DFA)	300,000,000.00	1
		38647	HSFEHQ-05-D-0572	BECHTEL NATIONAL, INC.	2591-CONTRACT SERVICES-MH	135,191,336.50	1
			HSFEHQ-06-C-0024	AMERICAN RED CROSS	2580-OTHER SERVICE CONTRACTS	52,500,000.00	1
		11/1/2005	HSFEHQ-06-F-0047	CORPORATE LODGING CONSULTANTS, INC.	2580-OTHER SERVICE CONTRACTS	50,401,176.00	1
		11/22/2005	1604DRMSTTHP 19	MISSISSIPPI, STATE OF	4149-OTHER NEEDS ASSISTANCE (ONA) AWARDS	50,000,000.00	1
		12/15/2005	HSFEHQ-05-D-0572	BECHTEL NATIONAL, INC.	2591-CONTRACT SERVICES-MH	67,535,156.00	1
		12/19/2005	HSFEHQ-05-C-4155	CMH MANUFACTURING, INC.	3199-MH-PURCHASE UNITS-CAPITALIZED	60,935,395.00	1
		12/23/2005	HSFEHQ-05-D-0572	BECHTEL NATIONAL, INC.	2591-CONTRACT SERVICES-MH	78,801,663.50	1
		1/27/2006	1604DRMSMCOE-MVD 09	US ARMY CORPS OF ENGINEERS	2508-MISSIONS-DIRECT FED ASST (DFA)	100,000,000.00	1
		3/18/2006	1604DRMSMCOE-MVD 09	US ARMY CORPS OF ENGINEERS	2508-MISSIONS-DIRECT FED ASST (DFA)	200,000,000.00	1
		4/6/2006	1604DRMSMUSCG 12	US COAST GUARD	2508-MISSIONS-DIRECT FED ASST (DFA)	200,000,000.00	1
		4/10/2006	1604DRMSP00000001	MISSISSIPPI, STATE OF	416X-PUBLIC ASSISTANCE (PA)	58,530,355.47	1
		5/25/2006	1604DRMSMCOE-MVD 09	US ARMY CORPS OF ENGINEERS	2508-MISSIONS-DIRECT FED ASST (DFA)	50,000,000.00	1
		38868	HSFEHQ-05-C-4000A	GULF STREAM COACH, INC.	3199-MH-PURCHASE UNITS-CAPITALIZED	218,000,000.00	1
			HSFEHQ-05-C-4039A	MORGAN BUILDINGS & SPAS, INC.	3199-MH-PURCHASE UNITS-CAPITALIZED	218,000,000.00	1
1605DR	ALABAMA	8/17/2006	1604DRMSP00000001	MISSISSIPPI, STATE OF	416X-PUBLIC ASSISTANCE (PA)	82,747,016.41	1
		38605	HSFEHQ-05-C-4039	MORGAN BUILDINGS & SPAS, INC.	3199-MH-PURCHASE UNITS-CAPITALIZED	202,512,500.00	2
			HSFEHQ-05-D-4125	PRECISION HOMES	3199-MH-PURCHASE UNITS-CAPITALIZED	98,965,000.00	1

PROG CODE	STATE NAME	TRANS DATE	OBLIGATION NUMBER	VENDOR ALPHA	PROGRAM CATEGORY	OBLIGATIONS	QTY
		9/12/2005	HSFEHQ-05-C-4041	GULF STREAM COACH, INC.	3199-MH-PURCHASE UNITS-CAPITALIZED	246,875,000.00	1
		9/13/2005	HSFEHQ-05-C-4000	GULF STREAM COACH, INC.	3190-MH-PURCHASE UNITS-NON-CAPITALIZED	99,068,500.00	1
		9/16/2005	HSFEHQ-05-C-4040	NORTH AMERICAN CATASTROPHE SVCS INC	3199-MH-PURCHASE UNITS-CAPITALIZED	51,400,000.00	1
		9/24/2005	1605DRALTTHP 01	AL EMERGENCY MANAGEMENT AGENCY	4141-RENTAL 408(a)	83,709,000.00	1
		9/29/2005	1605DRALMCOE-SAD 09	US ARMY CORPS OF ENGINEERS	2508-MISSIONS-DIRECT FED ASST (DFA)	90,000,000.00	1
1606DR	TEXAS	9/30/2005	HSFEHQ-05-C-4128	BOURGET'S OF THE SOUTH, LLC	3190-MH-PURCHASE UNITS-NON-CAPITALIZED	88,500,000.00	1
		38623	1606DRTXMUSFS 02	USDA FOREST SERVICE	2501-MISSIONS-FED OPER SUP (FOS)	124,000,000.00	1
			1606DRTXTTHP 01	TX DEPARTMENT OF PUBLIC SAFETY	4141-RENTAL 408(a)	60,320,000.00	1
		38624	1606DRTXTTHP 01	TX DEPARTMENT OF PUBLIC SAFETY	4141-RENTAL 408(a)	105,000,000.00	1
			1606DRTXTTHP 19	TX DEPARTMENT OF PUBLIC SAFETY	4149-OTHER NEEDS ASSISTANCE (ONA) AWARDS	100,000,000.00	1
		9/30/2005	1606DRTXTTHP 01	TX DEPARTMENT OF PUBLIC SAFETY	4141-RENTAL 408(a)	150,000,899.00	1
		38628	1606DRTXTTHP 01	TX DEPARTMENT OF PUBLIC SAFETY	4141-RENTAL 408(a)	447,000,000.00	1
			1606DRTXTTHP 04	TX DEPARTMENT OF PUBLIC SAFETY	4143-REPAIRS	100,000,000.00	1
			1606DRTXTTHP 19	TX DEPARTMENT OF PUBLIC SAFETY	4149-OTHER NEEDS ASSISTANCE (ONA) AWARDS	200,000,000.00	1
			10/7/2005	1606DRTXIOTH	TX DEPARTMENT OF PUBLIC SAFETY	4154-OTHER NEEDS ASSISTANCE (ONA) GRANTS	200,000,000.00
1607DR	LOUISIANA	11/4/2005	1606DRTXMCOE-SWD 09	US ARMY CORPS OF ENGINEERS	2508-MISSIONS-DIRECT FED ASST (DFA)	65,000,000.00	1
		9/28/2005	1607DRLATTHP 01	LA OFFICE OF HOMELAND SECURITY &	4141-RENTAL 408(a)	75,000,000.00	1
		9/30/2005	1607DRLATTHP 01	LA OFFICE OF HOMELAND SECURITY &	4141-RENTAL 408(a)	250,000,000.00	1
		38632	1607DRLAMCOE-MVD 07	US ARMY CORPS OF ENGINEERS	2508-MISSIONS-DIRECT FED ASST (DFA)	138,000,000.00	1
			1607DRLAMCOE-MVD 09	US ARMY CORPS OF ENGINEERS	2508-MISSIONS-DIRECT FED ASST (DFA)	80,000,000.00	1
		12/16/2005	1607DRLAMCOE-MVD 09	US ARMY CORPS OF ENGINEERS	2508-MISSIONS-DIRECT FED ASST (DFA)	113,000,000.00	1
1609DR	FLORIDA	12/20/2005	HSFE06-06-X-2014	ENVIRONMENTAL PROTECTION AGENCY	2580-OTHER SERVICE CONTRACTS	100,686,039.00	1
		10/26/2005	HSFE04-06-F-7706	DEPARTMENT OF DEFENSE	2660-FOOD & BEVERAGES	60,000,000.00	1
		10/27/2005	1609DRFLTTHP 01	FLORIDA BUREAU OF DISASTER	4141-RENTAL 408(a)	60,000,000.00	1
		11/2/2005	1609DRFLTTHP 19	FLORIDA BUREAU OF DISASTER	4149-OTHER NEEDS ASSISTANCE (ONA) AWARDS	100,000,000.00	1
		11/3/2005	1609DRFLMCOE-SAD 13	US ARMY CORPS OF ENGINEERS	2508-MISSIONS-DIRECT FED ASST (DFA)	75,000,000.00	1
		11/4/2005	1609DRFLMCOE-SAD 12	US ARMY CORPS OF ENGINEERS	2508-MISSIONS-DIRECT FED ASST (DFA)	50,000,000.00	1
		11/30/2005	1609DRFLTTHP 19	FLORIDA BUREAU OF DISASTER	4149-OTHER NEEDS ASSISTANCE (ONA) AWARDS	50,000,000.00	1
		12/1/2005	1609DRFLP00000001	FLORIDA BUREAU OF DISASTER	416X-PUBLIC ASSISTANCE (PA)	52,039,385.68	1
		12/8/2005	1609DRFLP00000001	FLORIDA BUREAU OF DISASTER	416X-PUBLIC ASSISTANCE (PA)	187,265,936.45	1
		1/24/2006	1609DRFLP00000001	FLORIDA BUREAU OF DISASTER	416X-PUBLIC ASSISTANCE (PA)	65,491,147.19	1
3216EM	TEXAS	38667	3216EMTXP00000001	TX DEPARTMENT OF PUBLIC SAFETY	416X-PUBLIC ASSISTANCE (PA)	113611873.7	1

FINANCIAL INFORMATION TOOL
FOR HURRICANE KATRINA, RITA, & WILMA DECLARATIONS ONLY
FEMA CREDIT CARDS ONLY *

AS OF 09-13-2006

VENDOR ALPHA	PROGRAM NAME	OBLIGATIONS	EXPENDITURES
BANK ONE DBA JPMORGAN CHASE BANK	21XX-TRAVEL OF PEOPLE		
	25XX-OTHER SERVICES	843,460.74	832,549.05
	26XX-SUPPLIES & MATERIALS	8,246,172.32	3,620,386.82
BANK ONE DBA JPMORGAN CHASE BANK Total		9,089,633.06	4,452,935.87
CITIBANK	21XX-TRAVEL OF PEOPLE	56,556,784.35	54,826,166.63
	22XX-TRANSPORT OF THINGS	240,000.00	147,329.92
	25XX-OTHER SERVICES	50,000.00	
	26XX-SUPPLIES & MATERIALS	628,500.00	457,753.83
CITIBANK Total		57,475,284.35	55,431,250.38
US BANK	21XX-TRAVEL OF PEOPLE	813,166.35	51,510.21
	22XX-TRANSPORT OF THINGS	108,503.02	10,672.35
	23XX-RENT, COMM, UTILITIES	2,701,784.88	591,267.78
	24XX-PRINT & REPRO	2,353,763.18	883,111.69
	25XX-OTHER SERVICES	6,908,320.68	2,638,790.34
	26XX-SUPPLIES & MATERIALS	44,642,783.50	20,132,481.93
	31XX-EQUIPMENT	18,347,463.81	8,457,952.61
	MANUFACTURED HOUSING	253,869.51	54,051.41
US BANK Total		76,129,654.93	32,819,838.32
Grand Total		142,694,572.34	92,704,024.57

NAME OF CARD	PURPOSE/USES
BANK ONE DBA JPMORGAN CHASE BANK	Fleetcard for fuel, oil, etc for government vehicles
CITIBANK	Centrally billed travel
US BANK	FEMA Purchase card

* Does not include Individually Billed Travel (IBT) Credit Cards that are issued to FEMA Travelers

FINANCIAL INFORMATION TOOL
FOR HURRICANE KATRINA, RITA, & WILMA DECLARATIONS ONLY
FEMA CREDIT CARDS ONLY *
AS OF 09-13-2006

PROG CODE	STATE NAME	EVENT NAME	VENDOR ALPHA	PROGRAM NAME	OBLIGATIONS	EXPENDITURES	
1602DR	FLORIDA	KATRINA	US BANK	22XX-TRANSPORT OF THINGS	5,000.00	140.00	
				23XX-RENT, COMM, UTILITIES	1,600.00	1,510.00	
				24XX-PRINT & REPRO	10,500.00		
				25XX-OTHER SERVICES	10,000.00	4,304.18	
				26XX-SUPPLIES & MATERIALS	77,560.70	40,848.05	
				31XX-EQUIPMENT	51,622.00	26,622.00	
				1602DR Total			
1603DR	LOUISIANA	KATRINA	BANK ONE DBA JPMORGAN CHASE BANK	26XX-SUPPLIES & MATERIALS	4,234,770.80	1,257,046.51	
				CITIBANK	21XX-TRAVEL OF PEOPLE	23,274,159.85	22,534,690.76
					22XX-TRANSPORT OF THINGS	85,000.00	85,000.00
					25XX-OTHER SERVICES		
			US BANK	26XX-SUPPLIES & MATERIALS	412,000.00	342,301.17	
				21XX-TRAVEL OF PEOPLE	233,500.00	21,485.49	
				22XX-TRANSPORT OF THINGS	40,103.00	100.00	
				23XX-RENT, COMM, UTILITIES	1,649,987.28	335,889.68	
				24XX-PRINT & REPRO	626,580.70	59,722.84	
				25XX-OTHER SERVICES	4,045,128.80	1,580,388.87	
				26XX-SUPPLIES & MATERIALS	21,367,849.49	7,324,341.80	
				31XX-EQUIPMENT	8,596,149.77	2,962,971.63	
				MANUFACTURED HOUSING	37,369.51	37,369.51	
				1603DR Total			
1604DR	MISSISSIPPI	KATRINA	BANK ONE DBA JPMORGAN CHASE BANK	25XX-OTHER SERVICES	283,500.00	272,589.35	
				26XX-SUPPLIES & MATERIALS	1,147,348.67	474,091.28	
			CITIBANK	21XX-TRAVEL OF PEOPLE	19,902,337.89	19,415,492.12	
				22XX-TRANSPORT OF THINGS	85,000.00		
				26XX-SUPPLIES & MATERIALS	91,000.00	29,893.34	
			US BANK	21XX-TRAVEL OF PEOPLE	40,898.90	3,694.21	
				22XX-TRANSPORT OF THINGS	6,100.00	696.00	
				23XX-RENT, COMM, UTILITIES	324,480.44	167,539.50	
				24XX-PRINT & REPRO	850,426.25	384,917.08	
				25XX-OTHER SERVICES	1,306,759.08	789,240.98	
				26XX-SUPPLIES & MATERIALS	9,711,646.86	6,204,849.30	
				31XX-EQUIPMENT	6,096,683.98	4,493,169.10	
				MANUFACTURED HOUSING	216,500.00	16,681.90	
				1604DR Total			
1605DR	ALABAMA	KATRINA	BANK ONE DBA JPMORGAN CHASE BANK	25XX-OTHER SERVICES	559,750.74	559,750.74	
				26XX-SUPPLIES & MATERIALS	1,121,212.04	1,093,015.23	
			CITIBANK	21XX-TRAVEL OF PEOPLE	5,857,208.81	5,827,715.06	
				22XX-TRANSPORT OF THINGS	70,000.00	62,329.92	
				25XX-OTHER SERVICES			
			US BANK	26XX-SUPPLIES & MATERIALS	13,000.00	134.44	
				21XX-TRAVEL OF PEOPLE	37,561.05	3,561.05	
				22XX-TRANSPORT OF THINGS	8,550.02	2,203.37	
				23XX-RENT, COMM, UTILITIES	39,000.00	22,525.00	
				24XX-PRINT & REPRO	189,892.00	115,126.27	
				25XX-OTHER SERVICES	189,995.93	54,231.03	
				26XX-SUPPLIES & MATERIALS	3,084,267.88	2,067,270.85	
				31XX-EQUIPMENT	917,174.89	571,528.74	
				1605DR Total			
1606DR	TEXAS	RITA	BANK ONE DBA JPMORGAN CHASE BANK	21XX-TRAVEL OF PEOPLE			
				26XX-SUPPLIES & MATERIALS	862,300.00	248,638.14	
			CITIBANK	21XX-TRAVEL OF PEOPLE	5,488,869.64	5,485,319.64	
				25XX-OTHER SERVICES			
			26XX-SUPPLIES & MATERIALS	112,500.00	85,424.88		

PROG CODE	STATE NAME	EVENT NAME	VENDOR ALPHA	PROGRAM NAME	OBLIGATIONS	EXPENDITURES
			US BANK	21XX-TRAVEL OF PEOPLE	405,000.00	
				22XX-TRANSPORT OF THINGS	30,000.00	3,162.38
				23XX-RENT, COMM, UTILITIES	76,513.22	18,954.74
				24XX-PRINT & REPRO	313,555.00	153,657.05
				25XX-OTHER SERVICES	327,795.87	112,062.99
				26XX-SUPPLIES & MATERIALS	2,029,458.38	827,970.39
				31XX-EQUIPMENT	559,047.02	127,923.95
1606DR Total					10,205,039.13	7,063,114.16
1607DR	LOUISIANA	RITA	BANK ONE DBA JPMORGAN CHASE BANK	26XX-SUPPLIES & MATERIALS	310,524.00	200,518.44
			CITIBANK	21XX-TRAVEL OF PEOPLE	1,001,842.04	1,001,842.04
			US BANK	21XX-TRAVEL OF PEOPLE	40,000.00	20,000.00
				23XX-RENT, COMM, UTILITIES	501,400.00	12,522.00
				24XX-PRINT & REPRO	239,000.00	75,601.71
				25XX-OTHER SERVICES	842,262.58	31,979.24
				26XX-SUPPLIES & MATERIALS	7,001,368.00	2,831,374.03
				31XX-EQUIPMENT	1,748,374.10	63,666.85
				MANUFACTURED HOUSING		
1607DR Total					11,684,770.72	4,237,504.31
1609DR	FLORIDA	WILMA	BANK ONE DBA JPMORGAN CHASE BANK	21XX-TRAVEL OF PEOPLE		
				25XX-OTHER SERVICES	210.00	208.96
				26XX-SUPPLIES & MATERIALS	568,516.81	345,577.22
			CITIBANK	21XX-TRAVEL OF PEOPLE	1,004,233.20	534,097.86
				25XX-OTHER SERVICES	50,000.00	
			US BANK	21XX-TRAVEL OF PEOPLE	56,000.00	2,563.06
				22XX-TRANSPORT OF THINGS		
				23XX-RENT, COMM, UTILITIES	43,174.94	19,805.83
				24XX-PRINT & REPRO	68,683.45	47,463.95
				25XX-OTHER SERVICES	118,157.46	57,727.97
				26XX-SUPPLIES & MATERIALS	876,806.33	555,601.17
				31XX-EQUIPMENT	157,831.13	73,360.69
1609DR Total					2,943,613.32	1,636,406.71
3212EM	LOUISIANA	KATRINA	US BANK	26XX-SUPPLIES & MATERIALS	2,000.00	1,284.11
3212EM Total					2,000.00	1,284.11
3215EM	ARKANSAS	KATRINA	CITIBANK	21XX-TRAVEL OF PEOPLE	1,711.85	1,711.85
			US BANK	21XX-TRAVEL OF PEOPLE	206.40	206.40
				22XX-TRANSPORT OF THINGS	8,750.00	2,420.00
				23XX-RENT, COMM, UTILITIES	6,841.50	3,241.50
				24XX-PRINT & REPRO	2,779.05	2,234.46
				25XX-OTHER SERVICES	2,795.00	1,125.00
				26XX-SUPPLIES & MATERIALS	69,173.50	52,060.48
				31XX-EQUIPMENT	17,279.02	9,741.91
3215EM Total					109,536.32	72,741.60
3216EM	TEXAS	KATRINA	BANK ONE DBA JPMORGAN CHASE BANK	26XX-SUPPLIES & MATERIALS		
			CITIBANK	21XX-TRAVEL OF PEOPLE	15,561.27	15,561.27
			US BANK	22XX-TRANSPORT OF THINGS	10,000.00	1,950.60
				23XX-RENT, COMM, UTILITIES	8,787.50	4,546.11
				24XX-PRINT & REPRO	31,554.44	23,596.04
				25XX-OTHER SERVICES	15,425.96	11,537.29
				26XX-SUPPLIES & MATERIALS	271,829.53	197,038.79
				31XX-EQUIPMENT	113,301.90	90,591.92
3216EM Total					466,460.60	344,822.02
3219EM	OKLAHOMA	KATRINA	US BANK	23XX-RENT, COMM, UTILITIES		
				24XX-PRINT & REPRO	755.65	755.65
				25XX-OTHER SERVICES		
				26XX-SUPPLIES & MATERIALS		
				31XX-EQUIPMENT		
3219EM Total					755.65	755.65
3221EM	WEST VIRGINIA	KATRINA	CITIBANK	21XX-TRAVEL OF PEOPLE	1,331.70	1,331.70
			US BANK	26XX-SUPPLIES & MATERIALS	94.45	94.45
3221EM Total					1,426.15	1,426.15
3223EM	UTAH	KATRINA	CITIBANK	21XX-TRAVEL OF PEOPLE	1,171.40	1,089.25

PROG CODE	STATE NAME	EVENT NAME	VENDOR ALPHA	PROGRAM NAME	OBLIGATIONS	EXPENDITURES
			US BANK	26XX-SUPPLIES & MATERIALS	4,000.00	
3223EM Total					5,171.40	1,089.25
3224EM	COLORADO	KATRINA	US BANK	26XX-SUPPLIES & MATERIALS	4,000.00	1,729.21
3224EM Total					4,000.00	1,729.21
3225EM	MICHIGAN	KATRINA	US BANK	26XX-SUPPLIES & MATERIALS	2,000.00	711.67
3225EM Total					2,000.00	711.67
3227EM	WASHINGTON	KATRINA	US BANK	26XX-SUPPLIES & MATERIALS	112.64	112.64
3227EM Total					112.64	112.64
3229EM	NEW MEXICO	KATRINA	US BANK	23XX-RENT, COMM, UTILITIES		
				24XX-PRINT & REPRO	36.64	36.64
				25XX-OTHER SERVICES		
				26XX-SUPPLIES & MATERIALS	115.74	15.74
				31XX-EQUIPMENT		
3229EM Total					152.38	52.38
3232EM	MISSOURI	KATRINA	US BANK	26XX-SUPPLIES & MATERIALS	5,000.00	4,328.05
3232EM Total					5,000.00	4,328.05
3234EM	SOUTH DAKOTA	KATRINA	CITIBANK	21XX-TRAVEL OF PEOPLE	677.25	
3234EM Total					677.25	
3247EM	NORTH DAKOTA	KATRINA	CITIBANK	21XX-TRAVEL OF PEOPLE	911.85	911.85
3247EM Total					911.85	911.85
3248EM	CALIFORNIA	KATRINA	CITIBANK	21XX-TRAVEL OF PEOPLE	335.68	335.68
3248EM Total					335.68	335.68
3252EM	MASSACHUSETTS	KATRINA	CITIBANK	21XX-TRAVEL OF PEOPLE	3,271.00	3,271.00
3252EM Total					3,271.00	3,271.00
3253EM	MONTANA	KATRINA	CITIBANK	21XX-TRAVEL OF PEOPLE	3,160.92	2,796.55
3253EM Total					3,160.92	2,796.55
3261EM	TEXAS	RITA	BANK ONE DBA JPMORGAN CHASE BANK	26XX-SUPPLIES & MATERIALS	1,500.00	1,500.00
			US BANK	23XX-RENT, COMM, UTILITIES	50,000.00	4,733.42
				24XX-PRINT & REPRO	20,000.00	20,000.00
				25XX-OTHER SERVICES	50,000.00	(3,807.21)
				26XX-SUPPLIES & MATERIALS	135,500.00	22,851.20
				31XX-EQUIPMENT	90,000.00	38,375.82
3261EM Total					347,000.00	83,653.23
Grand Total					142,694,572.34	92,704,024.57

NAME OF CARD	PURPOSE/USES
BANK ONE DBA JPMORGAN CHASE BANK	Fleetcard for fuel, oil, etc for government vehicles
CITIBANK	Centrally billed travel
US BANK	FEMA Purchase card

* Does not include Individually Billed Travel (IBT) Credit Cards that are issued to FEMA Travelers

Agencies Reporting Credit Card Costs and Purchases

September 13, 2006

DHS AGENCIES	DATE REPORT RECEIVED	OBLIGATIONS	EXPENDITURES
BTS			
CBP			
FLETC	10/31/2005	180,246.86	156,339.74
IAIP			
ICE	9/12/2006	958,125.29	825,375.09
NCS			
OCFO	10/25/2005	7.88	7.88
OSLGCP			
S&T	1/10/2006	100,000.00	0.00
TSA	11/1/2005	0.00	458,317.69
USCG			
USCIS	11/8/2005	0.00	0.00
USSS	11/22/2005	0.00	0.00
TOTAL		\$ 1,238,380.03	\$ 1,440,040.40

Zeros indicate the agency reported that it had no obligations and/or expenditures as of the date indicated. Blanks indicate the agency did not submit a report.

**Other Federal Agencies Reporting Credit Card
Costs And Purchases
September 13, 2006**

OTHER FEDERAL AGENCIES	DATE REPORT RECEIVED	OBLIGATIONS	EXPENDITURES
AID	9/12/2006	743.00	743.00
ARC			
CDC			
CNCS			
COE	9/8/2006	2,873,306.90	4,746,949.18
DHUD	9/8/2006	90,168.00	89,643.00
DOC			
DOD			
DOE			
DOED			
DOI	9/11/2006	8,805,229.96	3,198,412.25
DOL	5/8/2006	395,123.52	368,034.75
DOS	12/7/2005	0.00	0.00
DOT			
EEOC	1/17/2006	0.00	14,394.00
EPA	1/16/2006		999,845.66
FAA			
FCC			
FCSIC			
FMSHRC	11/1/2005	0.00	0.00
GSA	9/11/2006	340,244.27	338,408.02
HHS			
MSPB			
NARA	11/8/2005	5,024.36	481.65
NASA			
NCPC			
NCUA			

OTHER FEDERAL AGENCIES	DATE REPORT RECEIVED	OBLIGATIONS	EXPENDITURES
NGA			
NLRB	12/20/2005	0.00	13,863.60
NOAA			
NRC	1/6/2006	0.00	0.00
NSF	11/4/2005	0.00	0.00
OPM			
OSHA	9/1/2006	201,280.11	201,280.11
RRB	11/7/2005	0.00	0.00
SBA	1/4/2006	0.00	0.00
SEC			
SSA			
TREAS			
TVA	11/10/2005		0.00
USDA	5/12/2006	470,124.04	25,306,979.96
USDJ	7/11/2006	0.00	1,131,714.65
USPC			
USPHS	11/14/2005	0.00	0.00
USPS			
VA	2/1/2006	802,971.76	802,971.76
TOTAL		\$13,984,215.92	\$37,213,721.59

Only Other Federal Agencies reporting data or zeros are included in this report. Zeros indicate the agency reported that it had no obligations and/or expenditures as of the date indicated. Blanks indicate the agency did not submit a report.

FINANCIAL INFORMATION TOOL
FOR HURRICANE KATRINA, RITA, & WILMA DECLARATIONS ONLY

AS OF 09-13-2006

PROGRAM AREA	ALLOCATIONS	OBLIGATIONS	EXPENDITURES
1-HUMAN SERVICES	16,160,513,773	15,031,235,513	13,257,725,106
2-INFRASTRUCTURE	8,408,426,819	8,268,862,684	4,427,010,313
3-MITIGATION	101,743,341	87,669,311	14,759,677
4-OPERATIONS	5,902,116,902	5,889,502,156	1,284,085,414
5-ADMINISTRATION	7,488,063,730	7,006,010,258	3,785,961,764
Grand Total	38,060,864,564	36,283,279,922	22,769,542,274

FINANCIAL INFORMATION TOOL
FOR HURRICANE KATRINA, RITA, & WILMA DECLARATIONS ONLY

AS OF 09-13-2006

PROGRAM AREA	PROGRAM NAME	ALLOCATIONS	OBLIGATIONS	EXPENDITURES
1-HUMAN SERVICES	2503-UNEMPLOYMENT	452,677,112	437,778,945	437,778,945
	2504-CRISIS COUNSELING-NIMH	82,633,436	43,275,010	36,565,162
	2576-LEGAL SERVICES	353,073	272,249	132,267
	2592-INSPECTIONS	389,427,084	388,544,537	235,618,839
	4149-OTHER NEEDS ASSISTANCE	2,144,189,814	2,117,067,649	2,048,330,471
	414X-HOUSING ASSISTANCE	5,195,237,289	5,183,534,335	5,158,030,828
	4152-CRISIS COUNSELING-SCC	44,331,113	43,226,424	26,020,272
	4154-OTHER NEEDS ASSISTANCE	72,880,000	71,880,000	70,498,284
	IMMEDIATE NEEDS ASSISTANCE		10,000	
	MANUFACTURED HOUSING	7,778,784,850	6,745,646,364	5,244,750,040
1-HUMAN SERVICES Total		16,160,513,773	15,031,235,513	13,257,725,106
2-INFRASTRUCTURE	2594-INSPECTIONS	570,247,735	474,536,945	350,859,759
	416X-PUBLIC ASSISTANCE	7,838,179,084	7,794,325,740	4,076,150,554
2-INFRASTRUCTURE Total		8,408,426,819	8,268,862,684	4,427,010,313
3-MITIGATION	2593-INSPECTIONS	50,047,170	35,973,140	13,194,184
	4173-HAZARD MITIGATION	51,696,171	51,696,171	1,565,493
3-MITIGATION Total		101,743,341	87,669,311	14,759,677
4-OPERATIONS	2507-MISSIONS-TA	27,580,866	26,137,256	4,121,768
	2508-MISSIONS-DFA	5,874,536,036	5,863,364,900	1,279,963,647
4-OPERATIONS Total		5,902,116,902	5,889,502,156	1,284,085,414
5-ADMINISTRATION	11XX-SALARIES & BENEFITS	497,903,801	493,402,738	493,402,738
	21XX-TRAVEL	271,207,148	264,759,847	250,696,593
	22XX-TRANSPORTION	64,660,775	55,920,544	42,120,365
	23XX-RENT, COMM, UTILITIES	337,283,340	303,227,945	233,863,339
	24XX-PRINT & REPRO	7,426,108	6,339,297	2,711,865
	2501-MISSIONS-FOS	2,718,620,987	2,706,046,936	744,447,814
	25XX-OTHER SERVICES	2,554,743,809	2,199,832,210	1,338,273,377
	26XX-SUPPLIES & MATERIALS	688,194,636	650,827,370	447,026,869
	31XX-EQUIPMENT	231,701,739	212,428,811	183,423,725
	32XX-LAND & STRUCTURES	12,509,691	9,785,070	8,341,432
4101-URBAN SEARCH & RESCUE	103,811,696	103,439,490	41,653,646	
5-ADMINISTRATION Total		7,488,063,730	7,006,010,258	3,785,961,764
Grand Total		38,060,864,564	36,283,279,922	22,769,542,274

FINANCIAL INFORMATION TOOL
FOR HURRICANE KATRINA, RITA, & WILMA DECLARATIONS ONLY

AS OF 09-13-2006

PROG CODE	STATE NAME	EVENT NAME	DECLARED	ALLOCATIONS	OBLIGATIONS	EXPENDITURES
1602DR	FLORIDA	KATRINA	8/28/2005	195,934,360	191,260,058	137,155,275
1603DR	LOUISIANA	KATRINA	8/29/2005	19,982,219,993	19,056,602,289	12,312,095,273
1604DR	MISSISSIPPI	KATRINA	8/29/2005	9,650,365,853	9,064,973,088	5,051,770,803
1605DR	ALABAMA	KATRINA	8/29/2005	1,161,173,551	1,127,693,569	841,962,183
1606DR	TEXAS	RITA	9/24/2005	2,085,060,527	2,014,448,065	1,463,912,015
1607DR	LOUISIANA	RITA	9/24/2005	1,784,013,511	1,739,296,692	1,026,081,831
1609DR	FLORIDA	WILMA	10/24/2005	2,233,782,737	2,151,648,179	1,258,889,180
3212EM	LOUISIANA	KATRINA	8/27/2005	8,508,058	8,508,058	763,194
3213EM	MISSISSIPPI	KATRINA	8/28/2005	2,639,985	2,639,985	167,302
3214EM	ALABAMA	KATRINA	8/28/2005	84,454	84,454	52,976
3215EM	ARKANSAS	KATRINA	9/2/2005	54,220,925	54,183,994	48,291,164
3216EM	TEXAS	KATRINA	9/2/2005	606,998,042	599,442,562	501,359,458
3217EM	TENNESSEE	KATRINA	9/5/2005	33,338,149	33,338,148	25,965,582
3218EM	GEORGIA	KATRINA	9/5/2005	20,952,767	17,029,650	10,026,017
3219EM	OKLAHOMA	KATRINA	9/5/2005	14,427,223	12,648,715	12,011,922
3220EM	FLORIDA	KATRINA	9/5/2005	9,202,272	7,848,091	2,274,456
3221EM	WEST VIRGINIA	KATRINA	9/5/2005	906,811	886,148	869,821
3222EM	NORTH CAROLINA	KATRINA	9/5/2005	2,002,261	1,993,171	1,563,748
3223EM	UTAH	KATRINA	9/5/2005	2,010,073	1,992,296	1,467,400
3224EM	COLORADO	KATRINA	9/5/2005	14,411,310	14,183,799	14,141,666
3225EM	MICHIGAN	KATRINA	9/7/2005	2,523,594	2,266,970	2,048,737
3226EM	DISTRICT OF COLUMBIA	KATRINA	9/7/2005	1,939,371	1,890,551	54,053
3227EM	WASHINGTON	KATRINA	9/7/2005	3,564,225	3,537,687	1,013,704
3228EM	OREGON	KATRINA	9/7/2005	2,121,100	2,113,136	629,685
3229EM	NEW MEXICO	KATRINA	9/7/2005	2,246,335	1,696,640	498,826
3230EM	ILLINOIS	KATRINA	9/7/2005	2,704,396	2,556,365	2,294,819
3231EM	KENTUCKY	KATRINA	9/10/2005	4,309,961	4,139,533	1,675,181
3232EM	MISSOURI	KATRINA	9/10/2005	2,670,895	2,596,765	661,302
3233EM	SOUTH CAROLINA	KATRINA	9/10/2005	3,657,004	3,637,006	3,508,102
3234EM	SOUTH DAKOTA	KATRINA	9/10/2005	294,732	274,117	221,684
3235EM	PENNSYLVANIA	KATRINA	9/10/2005	3,414,775	3,405,206	2,349,667
3236EM	KANSAS	KATRINA	9/10/2005	163,551	163,419	154,284
3237EM	ALABAMA	KATRINA	9/10/2005	4,000,000	3,840,416	2,809,105
3238EM	INDIANA	KATRINA	9/10/2005	4,150,856	3,932,398	49,904
3239EM	IOWA	KATRINA	9/10/2005	237,895	228,257	221,289

PROG CODE	STATE NAME	EVENT NAME	DECLARED	ALLOCATIONS	OBLIGATIONS	EXPENDITURES
3240EM	VIRGINIA	KATRINA	9/12/2005	724,010	565,768	535,202
3241EM	ARIZONA	KATRINA	9/12/2005	7,549,848	7,558,177	5,454,170
3242EM	MINNESOTA	KATRINA	9/13/2005	15,024,450	3,895,584	1,435,868
3243EM	NEVADA	KATRINA	9/13/2005	1,317,219	1,015,341	836,472
3244EM	IDAHO	KATRINA	9/13/2005	679,077	654,239	153,195
3245EM	NEBRASKA	KATRINA	9/13/2005	211,402	211,402	135,248
3246EM	CONNECTICUT	KATRINA	9/13/2005	1,043,301	721,642	23,725
3247EM	NORTH DAKOTA	KATRINA	9/13/2005	65,732	51,069	25,726
3248EM	CALIFORNIA	KATRINA	9/13/2005	903,320	703,970	689,757
3249EM	WISCONSIN	KATRINA	9/13/2005	3,525,965	2,971,325	875,972
3250EM	OHIO	KATRINA	9/13/2005	2,543,530	2,499,922	1,892,189
3251EM	MARYLAND	KATRINA	9/13/2005	1,743,876	1,649,442	1,437,755
3252EM	MASSACHUSETTS	KATRINA	9/13/2005	6,366,246	6,315,890	5,971,063
3253EM	MONTANA	KATRINA	9/13/2005	442,856	433,289	152,463
3255EM	RHODE ISLAND	KATRINA	9/19/2005	1,524,708	1,155,679	945,557
3256EM	MAINE	KATRINA	9/19/2005	106,000	57,276	51,456
3257EM	NEW JERSEY	KATRINA	9/19/2005	201,343	181,512	177,538
3258EM	NEW HAMPSHIRE	KATRINA	9/19/2005	106,000	15,887	10,513
3259EM	FLORIDA	RITA	9/20/2005	10,390,801	10,225,700	5,272,973
3260EM	LOUISIANA	RITA	9/21/2005	275,000	275,000	
3261EM	TEXAS	RITA	9/21/2005	103,104,171	103,087,091	12,549,075
3262EM	NEW YORK	KATRINA	9/30/2005	2,613,314	1,954,514	1,808,888
3263EM	DELAWARE	KATRINA	9/30/2005	150,841	100,729	95,862
Grand Total				38,060,864,564	36,283,279,922	22,769,542,274

FINANCIAL INFORMATION TOOL
FOR HURRICANE KATRINA, RITA, & WILMA DECLARATIONS ONLY

AS OF 09-13-2006

EVENT NAME	STATE NAME	PROG CODE	DECLARED	ALLOCATIONS	OBLIGATIONS	EXPENDITURES
KATRINA	ALABAMA	1605DR	8/29/2005	1,161,173,551	1,127,693,569	841,962,183
		3214EM	8/28/2005	84,454	84,454	52,976
		3237EM	9/10/2005	4,000,000	3,840,416	2,809,105
	ARIZONA	3241EM	9/12/2005	7,549,848	7,558,177	5,454,170
	ARKANSAS	3215EM	9/2/2005	54,220,925	54,183,994	48,291,164
	CALIFORNIA	3248EM	9/13/2005	903,320	703,970	689,757
	COLORADO	3224EM	9/5/2005	14,411,310	14,183,799	14,141,666
	CONNECTICUT	3246EM	9/13/2005	1,043,301	721,642	23,725
	DELAWARE	3263EM	9/30/2005	150,841	100,729	95,862
	DISTRICT OF COLUMBIA	3226EM	9/7/2005	1,939,371	1,890,551	54,053
	FLORIDA	1602DR	8/28/2005	195,934,360	191,260,058	137,155,275
		3220EM	9/5/2005	9,202,272	7,848,091	2,274,456
	GEORGIA	3218EM	9/5/2005	20,952,767	17,029,650	10,026,017
	IDAHO	3244EM	9/13/2005	679,077	654,239	153,195
	ILLINOIS	3230EM	9/7/2005	2,704,396	2,556,365	2,294,819
	INDIANA	3238EM	9/10/2005	4,150,856	3,932,398	49,904
	IOWA	3239EM	9/10/2005	237,895	228,257	221,289
	KANSAS	3236EM	9/10/2005	163,551	163,419	154,284
	KENTUCKY	3231EM	9/10/2005	4,309,961	4,139,533	1,675,181
	LOUISIANA	1603DR	8/29/2005	19,982,219,993	19,056,602,289	12,312,095,273
		3212EM	8/27/2005	8,508,058	8,508,058	763,194
	MAINE	3256EM	9/19/2005	106,000	57,276	51,456
	MARYLAND	3251EM	9/13/2005	1,743,876	1,649,442	1,437,755
	MASSACHUSETTS	3252EM	9/13/2005	6,366,246	6,315,890	5,971,063
	MICHIGAN	3225EM	9/7/2005	2,523,594	2,266,970	2,048,737
	MINNESOTA	3242EM	9/13/2005	15,024,450	3,895,584	1,435,868
	MISSISSIPPI	1604DR	8/29/2005	9,650,365,853	9,064,973,088	5,051,770,803
		3213EM	8/28/2005	2,639,985	2,639,985	167,302
	MISSOURI	3232EM	9/10/2005	2,670,895	2,596,765	661,302
	MONTANA	3253EM	9/13/2005	442,856	433,289	152,463
	NEBRASKA	3245EM	9/13/2005	211,402	211,402	135,248
	NEVADA	3243EM	9/13/2005	1,317,219	1,015,341	836,472
	NEW HAMPSHIRE	3258EM	9/19/2005	106,000	15,887	10,513
	NEW JERSEY	3257EM	9/19/2005	201,343	181,512	177,538
	NEW MEXICO	3229EM	9/7/2005	2,246,335	1,696,640	498,826
	NEW YORK	3262EM	9/30/2005	2,613,314	1,954,514	1,808,888
	NORTH CAROLINA	3222EM	9/5/2005	2,002,261	1,993,171	1,563,748
	NORTH DAKOTA	3247EM	9/13/2005	65,732	51,069	25,726
	OHIO	3250EM	9/13/2005	2,543,530	2,499,922	1,892,189
	OKLAHOMA	3219EM	9/5/2005	14,427,223	12,648,715	12,011,922
	OREGON	3228EM	9/7/2005	2,121,100	2,113,136	629,685
	PENNSYLVANIA	3235EM	9/10/2005	3,414,775	3,405,206	2,349,667

EVENT NAME	STATE NAME	PROG CODE	DECLARED	ALLOCATIONS	OBLIGATIONS	EXPENDITURES
	RHODE ISLAND	3255EM	9/19/2005	1,524,708	1,155,679	945,557
	SOUTH CAROLINA	3233EM	9/10/2005	3,657,004	3,637,006	3,508,102
	SOUTH DAKOTA	3234EM	9/10/2005	294,732	274,117	221,684
	TENNESSEE	3217EM	9/5/2005	33,338,149	33,338,148	25,965,582
	TEXAS	3216EM	9/2/2005	606,998,042	599,442,562	501,359,458
	UTAH	3223EM	9/5/2005	2,010,073	1,992,296	1,467,400
	VIRGINIA	3240EM	9/12/2005	724,010	565,768	535,202
	WASHINGTON	3227EM	9/7/2005	3,564,225	3,537,687	1,013,704
	WEST VIRGINIA	3221EM	9/5/2005	906,811	886,148	869,821
	WISCONSIN	3249EM	9/13/2005	3,525,965	2,971,325	875,972
KATRINA Total				31,844,237,817	30,264,299,196	19,002,837,201
RITA	FLORIDA	3259EM	9/20/2005	10,390,801	10,225,700	5,272,973
	LOUISIANA	1607DR	9/24/2005	1,784,013,511	1,739,296,692	1,026,081,831
		3260EM	9/21/2005	275,000	275,000	
	TEXAS	1606DR	9/24/2005	2,085,060,527	2,014,448,065	1,463,912,015
		3261EM	9/21/2005	103,104,171	103,087,091	12,549,075
RITA Total				3,982,844,010	3,867,332,547	2,507,815,893
WILMA	FLORIDA	1609DR	10/24/2005	2,233,782,737	2,151,648,179	1,258,889,180
WILMA Total				2,233,782,737	2,151,648,179	1,258,889,180
Grand Total				38,060,864,564	36,283,279,922	22,769,542,274

FINANCIAL INFORMATION TOOL
FOR HURRICANE KATRINA, RITA, & WILMA DECLARATIONS ONLY

AS OF 09-13-2006

STATE NAME	EVENT NAME	PROG CODE	DECLARED	ALLOCATIONS	OBLIGATIONS	EXPENDITURES
ALABAMA	KATRINA	1605DR	8/29/2005	1,161,173,551	1,127,693,569	841,962,183
		3214EM	8/28/2005	84,454	84,454	52,976
		3237EM	9/10/2005	4,000,000	3,840,416	2,809,105
ALABAMA Total				1,165,258,005	1,131,618,439	844,824,264
ARIZONA	KATRINA	3241EM	9/12/2005	7,549,848	7,558,177	5,454,170
ARIZONA Total				7,549,848	7,558,177	5,454,170
ARKANSAS	KATRINA	3215EM	9/2/2005	54,220,925	54,183,994	48,291,164
ARKANSAS Total				54,220,925	54,183,994	48,291,164
CALIFORNIA	KATRINA	3248EM	9/13/2005	903,320	703,970	689,757
CALIFORNIA Total				903,320	703,970	689,757
COLORADO	KATRINA	3224EM	9/5/2005	14,411,310	14,183,799	14,141,666
COLORADO Total				14,411,310	14,183,799	14,141,666
CONNECTICUT	KATRINA	3246EM	9/13/2005	1,043,301	721,642	23,725
CONNECTICUT Total				1,043,301	721,642	23,725
DELAWARE	KATRINA	3263EM	9/30/2005	150,841	100,729	95,862
DELAWARE Total				150,841	100,729	95,862
DISTRICT OF COLUMBIA	KATRINA	3226EM	9/7/2005	1,939,371	1,890,551	54,053
DISTRICT OF COLUMBIA Total				1,939,371	1,890,551	54,053
FLORIDA	KATRINA	1602DR	8/28/2005	195,934,360	191,260,058	137,155,275
		3220EM	9/5/2005	9,202,272	7,848,091	2,274,456
	RITA	3259EM	9/20/2005	10,390,801	10,225,700	5,272,973
	WILMA	1609DR	10/24/2005	2,233,782,737	2,151,648,179	1,258,889,180
FLORIDA Total				2,449,310,169	2,360,982,028	1,403,591,885
GEORGIA	KATRINA	3218EM	9/5/2005	20,952,767	17,029,650	10,026,017
GEORGIA Total				20,952,767	17,029,650	10,026,017
IDAHO	KATRINA	3244EM	9/13/2005	679,077	654,239	153,195
IDAHO Total				679,077	654,239	153,195
ILLINOIS	KATRINA	3230EM	9/7/2005	2,704,396	2,556,365	2,294,819
ILLINOIS Total				2,704,396	2,556,365	2,294,819
INDIANA	KATRINA	3238EM	9/10/2005	4,150,856	3,932,398	49,904
INDIANA Total				4,150,856	3,932,398	49,904
IOWA	KATRINA	3239EM	9/10/2005	237,895	228,257	221,289
IOWA Total				237,895	228,257	221,289
KANSAS	KATRINA	3236EM	9/10/2005	163,551	163,419	154,284
KANSAS Total				163,551	163,419	154,284
KENTUCKY	KATRINA	3231EM	9/10/2005	4,309,961	4,139,533	1,675,181
KENTUCKY Total				4,309,961	4,139,533	1,675,181
LOUISIANA	KATRINA	1603DR	8/29/2005	19,982,219,993	19,056,602,289	12,312,095,273
		3212EM	8/27/2005	8,508,058	8,508,058	763,194
	RITA	1607DR	9/24/2005	1,784,013,511	1,739,296,692	1,026,081,831
	3260EM	9/21/2005	275,000	275,000		

STATE NAME	EVENT NAME	PROG CODE	DECLARED	ALLOCATIONS	OBLIGATIONS	EXPENDITURES
LOUISIANA Total				21,775,016,562	20,804,682,039	13,338,940,298
MAINE	KATRINA	3256EM	9/19/2005	106,000	57,276	51,456
MAINE Total				106,000	57,276	51,456
MARYLAND	KATRINA	3251EM	9/13/2005	1,743,876	1,649,442	1,437,755
MARYLAND Total				1,743,876	1,649,442	1,437,755
MASSACHUSETTS	KATRINA	3252EM	9/13/2005	6,366,246	6,315,890	5,971,063
MASSACHUSETTS Total				6,366,246	6,315,890	5,971,063
MICHIGAN	KATRINA	3225EM	9/7/2005	2,523,594	2,266,970	2,048,737
MICHIGAN Total				2,523,594	2,266,970	2,048,737
MINNESOTA	KATRINA	3242EM	9/13/2005	15,024,450	3,895,584	1,435,868
MINNESOTA Total				15,024,450	3,895,584	1,435,868
MISSISSIPPI	KATRINA	1604DR	8/29/2005	9,650,365,853	9,064,973,088	5,051,770,803
		3213EM	8/28/2005	2,639,985	2,639,985	167,302
MISSISSIPPI Total				9,653,005,838	9,067,613,073	5,051,938,105
MISSOURI	KATRINA	3232EM	9/10/2005	2,670,895	2,596,765	661,302
MISSOURI Total				2,670,895	2,596,765	661,302
MONTANA	KATRINA	3253EM	9/13/2005	442,856	433,289	152,463
MONTANA Total				442,856	433,289	152,463
NEBRASKA	KATRINA	3245EM	9/13/2005	211,402	211,402	135,248
NEBRASKA Total				211,402	211,402	135,248
NEVADA	KATRINA	3243EM	9/13/2005	1,317,219	1,015,341	836,472
NEVADA Total				1,317,219	1,015,341	836,472
NEW HAMPSHIRE	KATRINA	3258EM	9/19/2005	106,000	15,887	10,513
NEW HAMPSHIRE Total				106,000	15,887	10,513
NEW JERSEY	KATRINA	3257EM	9/19/2005	201,343	181,512	177,538
NEW JERSEY Total				201,343	181,512	177,538
NEW MEXICO	KATRINA	3229EM	9/7/2005	2,246,335	1,696,640	498,826
NEW MEXICO Total				2,246,335	1,696,640	498,826
NEW YORK	KATRINA	3262EM	9/30/2005	2,613,314	1,954,514	1,808,888
NEW YORK Total				2,613,314	1,954,514	1,808,888
NORTH CAROLINA	KATRINA	3222EM	9/5/2005	2,002,261	1,993,171	1,563,748
NORTH CAROLINA Total				2,002,261	1,993,171	1,563,748
NORTH DAKOTA	KATRINA	3247EM	9/13/2005	65,732	51,069	25,726
NORTH DAKOTA Total				65,732	51,069	25,726
OHIO	KATRINA	3250EM	9/13/2005	2,543,530	2,499,922	1,892,189
OHIO Total				2,543,530	2,499,922	1,892,189
OKLAHOMA	KATRINA	3219EM	9/5/2005	14,427,223	12,648,715	12,011,922
OKLAHOMA Total				14,427,223	12,648,715	12,011,922
OREGON	KATRINA	3228EM	9/7/2005	2,121,100	2,113,136	629,685
OREGON Total				2,121,100	2,113,136	629,685
PENNSYLVANIA	KATRINA	3235EM	9/10/2005	3,414,775	3,405,206	2,349,667
PENNSYLVANIA Total				3,414,775	3,405,206	2,349,667
RHODE ISLAND	KATRINA	3255EM	9/19/2005	1,524,708	1,155,679	945,557
RHODE ISLAND Total				1,524,708	1,155,679	945,557
SOUTH CAROLINA	KATRINA	3233EM	9/10/2005	3,657,004	3,637,006	3,508,102
SOUTH CAROLINA Total				3,657,004	3,637,006	3,508,102
SOUTH DAKOTA	KATRINA	3234EM	9/10/2005	294,732	274,117	221,684

STATE NAME	EVENT NAME	PROG CODE	DECLARED	ALLOCATIONS	OBLIGATIONS	EXPENDITURES
SOUTH DAKOTA Total				294,732	274,117	221,684
TENNESSEE	KATRINA	3217EM	9/5/2005	33,338,149	33,338,148	25,965,582
TENNESSEE Total				33,338,149	33,338,148	25,965,582
TEXAS	KATRINA	3216EM	9/2/2005	606,998,042	599,442,562	501,359,458
	RITA	1606DR	9/24/2005	2,085,060,527	2,014,448,065	1,463,912,015
		3261EM	9/21/2005	103,104,171	103,087,091	12,549,075
TEXAS Total				2,795,162,740	2,716,977,718	1,977,820,547
UTAH	KATRINA	3223EM	9/5/2005	2,010,073	1,992,296	1,467,400
UTAH Total				2,010,073	1,992,296	1,467,400
VIRGINIA	KATRINA	3240EM	9/12/2005	724,010	565,768	535,202
VIRGINIA Total				724,010	565,768	535,202
WASHINGTON	KATRINA	3227EM	9/7/2005	3,564,225	3,537,687	1,013,704
WASHINGTON Total				3,564,225	3,537,687	1,013,704
WEST VIRGINIA	KATRINA	3221EM	9/5/2005	906,811	886,148	869,821
WEST VIRGINIA Total				906,811	886,148	869,821
WISCONSIN	KATRINA	3249EM	9/13/2005	3,525,965	2,971,325	875,972
WISCONSIN Total				3,525,965	2,971,325	875,972
Grand Total				38,060,864,564	36,283,279,922	22,769,542,274

FINANCIAL INFORMATION TOOL
FOR HURRICANE KATRINA, RITA, & WILMA DECLARATIONS ONLY

AS OF 09-13-2006

PROG CODE	STATE NAME	EVENT NAME	DECLARED	PROGRAM AREA	ALLOCATIONS	OBLIGATIONS	EXPENDITURES
1602DR	FLORIDA	KATRINA	8/28/2005	2-INFRASTRUCTURE	163,558,474	163,585,950	124,018,483
				4-OPERATIONS	10,000	10,000	
				5-ADMINISTRATION	32,365,886	27,664,107	13,136,792
1602DR Total					195,934,360	191,260,058	137,155,275
1603DR	LOUISIANA	KATRINA	8/29/2005	1-HUMAN SERVICES	10,135,754,721	9,611,784,152	8,444,786,463
				2-INFRASTRUCTURE	3,697,122,197	3,604,963,733	1,571,225,733
				3-MITIGATION	17,702,216	10,851,017	4,963,512
				4-OPERATIONS	3,075,025,833	3,074,524,398	672,407,997
				5-ADMINISTRATION	3,056,615,025	2,754,478,989	1,618,711,568
1603DR Total					19,982,219,993	19,056,602,289	12,312,095,273
1604DR	MISSISSIPPI	KATRINA	8/29/2005	1-HUMAN SERVICES	3,444,156,813	2,930,247,338	2,538,871,546
				2-INFRASTRUCTURE	1,774,141,559	1,772,377,016	843,250,427
				3-MITIGATION	28,871,052	25,965,352	4,789,688
				4-OPERATIONS	1,709,712,910	1,709,269,909	247,429,779
				5-ADMINISTRATION	2,693,483,519	2,627,113,472	1,417,429,362
1604DR Total					9,650,365,853	9,064,973,088	5,051,770,803
1605DR	ALABAMA	KATRINA	8/29/2005	1-HUMAN SERVICES	662,558,274	647,279,737	580,998,293
				2-INFRASTRUCTURE	100,598,362	99,193,265	74,810,046
				3-MITIGATION	9,357,861	9,249,131	1,370,517
				4-OPERATIONS	181,450,000	171,450,000	57,722,186
				5-ADMINISTRATION	207,209,054	200,521,437	127,061,142
1605DR Total					1,161,173,551	1,127,693,569	841,962,183
1606DR	TEXAS	RITA	9/24/2005	1-HUMAN SERVICES	846,597,197	810,738,682	735,486,629
				2-INFRASTRUCTURE	377,980,900	374,917,816	267,914,904
				3-MITIGATION	39,533,685	35,630,694	912,090
				4-OPERATIONS	238,831,800	237,501,600	174,323,921
				5-ADMINISTRATION	582,116,946	555,659,273	285,274,470
1606DR Total					2,085,060,527	2,014,448,065	1,463,912,015
1607DR	LOUISIANA	RITA	9/24/2005	1-HUMAN SERVICES	572,409,286	570,041,049	548,181,608
				2-INFRASTRUCTURE	362,234,097	360,786,499	179,387,345
				3-MITIGATION	5,278,527	5,018,487	2,282,939
				4-OPERATIONS	418,136,000	417,886,000	112,689,832
				5-ADMINISTRATION	425,955,601	385,564,656	183,540,107
1607DR Total					1,784,013,511	1,739,296,692	1,026,081,831
1609DR	FLORIDA	WILMA	10/24/2005	1-HUMAN SERVICES	499,037,481	461,144,555	409,400,567
				2-INFRASTRUCTURE	1,145,791,806	1,135,208,451	717,162,043
				3-MITIGATION	1,000,000	954,629	440,933
				4-OPERATIONS	234,028,494	233,938,384	17,965,465
				5-ADMINISTRATION	353,924,956	320,402,160	113,920,173
1609DR Total					2,233,782,737	2,151,648,179	1,258,889,180
3212EM	LOUISIANA	KATRINA	8/27/2005	2-INFRASTRUCTURE			
				4-OPERATIONS	1,500,000	1,500,000	2,096
				5-ADMINISTRATION	7,008,058	7,008,058	761,098
3212EM Total					8,508,058	8,508,058	763,194
3213EM	MISSISSIPPI	KATRINA	8/28/2005	2-INFRASTRUCTURE			
				4-OPERATIONS			
				5-ADMINISTRATION	2,639,985	2,639,985	167,302
3213EM Total					2,639,985	2,639,985	167,302

PROG CODE	STATE NAME	EVENT NAME	DECLARED	PROGRAM AREA	ALLOCATIONS	OBLIGATIONS	EXPENDITURES
3214EM	ALABAMA	KATRINA	8/28/2005	2-INFRASTRUCTURE 4-OPERATIONS 5-ADMINISTRATION			
					84,454	84,454	52,976
3214EM Total					84,454	84,454	52,976
3215EM	ARKANSAS	KATRINA	9/2/2005	2-INFRASTRUCTURE 4-OPERATIONS 5-ADMINISTRATION	46,325,491	46,325,886	44,624,799
					3,500,000	3,500,000	
					4,395,434	4,358,108	3,666,365
3215EM Total					54,220,925	54,183,994	48,291,164
3216EM	TEXAS	KATRINA	9/2/2005	2-INFRASTRUCTURE 4-OPERATIONS 5-ADMINISTRATION	553,200,699	546,471,797	490,018,672
					33,806,865	33,806,865	1,544,137
					19,990,478	19,163,900	9,796,649
3216EM Total					606,998,042	599,442,562	501,359,458
3217EM	TENNESSEE	KATRINA	9/5/2005	2-INFRASTRUCTURE 4-OPERATIONS 5-ADMINISTRATION	33,249,786	33,249,785	25,884,219
					5,000	5,000	
					83,363	83,363	81,363
3217EM Total					33,338,149	33,338,148	25,965,582
3218EM	GEORGIA	KATRINA	9/5/2005	2-INFRASTRUCTURE 5-ADMINISTRATION	20,900,000	16,976,883	10,025,250
					52,767	52,767	767
3218EM Total					20,952,767	17,029,650	10,026,017
3219EM	OKLAHOMA	KATRINA	9/5/2005	2-INFRASTRUCTURE 5-ADMINISTRATION	14,250,313	12,486,777	11,862,588
					176,910	161,938	149,334
3219EM Total					14,427,223	12,648,715	12,011,922
3220EM	FLORIDA	KATRINA	9/5/2005	2-INFRASTRUCTURE 5-ADMINISTRATION	9,200,000	7,845,819	2,272,184
					2,272	2,272	
3220EM Total					9,202,272	7,848,091	2,274,456
3221EM	WEST VIRGINIA	KATRINA	9/5/2005	2-INFRASTRUCTURE 5-ADMINISTRATION	783,000	782,658	766,331
					123,811	103,490	103,490
3221EM Total					906,811	886,148	869,821
3222EM	NORTH CAROLINA	KATRINA	9/5/2005	2-INFRASTRUCTURE 5-ADMINISTRATION	2,000,000	1,990,910	1,563,487
					2,261	2,261	261
3222EM Total					2,002,261	1,993,171	1,563,748
3223EM	UTAH	KATRINA	9/5/2005	2-INFRASTRUCTURE 4-OPERATIONS 5-ADMINISTRATION	1,928,275	1,927,275	1,413,402
					81,798	65,022	53,997
3223EM Total					2,010,073	1,992,296	1,467,400
3224EM	COLORADO	KATRINA	9/5/2005	2-INFRASTRUCTURE 4-OPERATIONS 5-ADMINISTRATION	13,597,030	13,534,963	13,500,827
					814,280	648,836	640,839
3224EM Total					14,411,310	14,183,799	14,141,666
3225EM	MICHIGAN	KATRINA	9/7/2005	2-INFRASTRUCTURE 5-ADMINISTRATION	1,920,000	1,836,248	1,656,612
					603,594	430,722	392,125
3225EM Total					2,523,594	2,266,970	2,048,737
3226EM	DISTRICT OF COLUMBIA	KATRINA	9/7/2005	2-INFRASTRUCTURE 5-ADMINISTRATION	1,838,568	1,836,498	
					100,803	54,053	54,053
3226EM Total					1,939,371	1,890,551	54,053
3227EM	WASHINGTON	KATRINA	9/7/2005	2-INFRASTRUCTURE 5-ADMINISTRATION	3,122,179	3,122,177	621,547
					442,046	415,510	392,157
3227EM Total					3,564,225	3,537,687	1,013,704
3228EM	OREGON	KATRINA	9/7/2005	2-INFRASTRUCTURE 5-ADMINISTRATION	2,075,047	2,075,040	597,770
					46,053	38,096	31,915
3228EM Total					2,121,100	2,113,136	629,685
3229EM	NEW MEXICO	KATRINA	9/7/2005	2-INFRASTRUCTURE 5-ADMINISTRATION	2,139,828	1,626,508	432,464
					106,507	70,132	66,361
3229EM Total					2,246,335	1,696,640	498,826

PROG CODE	STATE NAME	EVENT NAME	DECLARED	PROGRAM AREA	ALLOCATIONS	OBLIGATIONS	EXPENDITURES
3230EM	ILLINOIS	KATRINA	9/7/2005	2-INFRASTRUCTURE	2,418,578	2,312,458	2,093,342
				5-ADMINISTRATION	285,818	243,907	201,477
3230EM Total					2,704,396	2,556,365	2,294,819
3231EM	KENTUCKY	KATRINA	9/10/2005	2-INFRASTRUCTURE	4,300,000	4,129,572	1,667,220
				5-ADMINISTRATION	9,961	9,961	7,961
3231EM Total					4,309,961	4,139,533	1,675,181
3232EM	MISSOURI	KATRINA	9/10/2005	2-INFRASTRUCTURE	2,005,000	1,958,975	36,400
				5-ADMINISTRATION	665,895	637,790	624,902
3232EM Total					2,670,895	2,596,765	661,302
3233EM	SOUTH CAROLINA	KATRINA	9/10/2005	2-INFRASTRUCTURE	3,614,915	3,594,917	3,468,013
				5-ADMINISTRATION	42,089	42,089	40,089
3233EM Total					3,657,004	3,637,006	3,508,102
3234EM	SOUTH DAKOTA	KATRINA	9/10/2005	2-INFRASTRUCTURE	262,032	262,031	211,332
				5-ADMINISTRATION	32,700	12,086	10,352
3234EM Total					294,732	274,117	221,684
3235EM	PENNSYLVANIA	KATRINA	9/10/2005	2-INFRASTRUCTURE	3,139,000	3,138,444	2,082,906
				5-ADMINISTRATION	275,775	266,762	266,762
3235EM Total					3,414,775	3,405,206	2,349,667
3236EM	KANSAS	KATRINA	9/10/2005	2-INFRASTRUCTURE	163,200	163,069	153,933
				5-ADMINISTRATION	351	351	351
3236EM Total					163,551	163,419	154,284
3237EM	ALABAMA	KATRINA	9/10/2005	2-INFRASTRUCTURE	3,000,000	2,840,416	2,809,105
				4-OPERATIONS	1,000,000	1,000,000	
				5-ADMINISTRATION			
3237EM Total					4,000,000	3,840,416	2,809,105
3238EM	INDIANA	KATRINA	9/10/2005	2-INFRASTRUCTURE	4,127,992	3,930,006	47,608
				5-ADMINISTRATION	22,864	2,392	2,297
3238EM Total					4,150,856	3,932,398	49,904
3239EM	IOWA	KATRINA	9/10/2005	2-INFRASTRUCTURE	222,618	222,618	215,650
				5-ADMINISTRATION	15,278	5,639	5,639
3239EM Total					237,895	228,257	221,289
3240EM	VIRGINIA	KATRINA	9/12/2005	2-INFRASTRUCTURE	593,100	454,246	423,680
				5-ADMINISTRATION	130,910	111,522	111,522
3240EM Total					724,010	565,768	535,202
3241EM	ARIZONA	KATRINA	9/12/2005	2-INFRASTRUCTURE	5,292,410	5,292,115	5,196,293
				5-ADMINISTRATION	2,257,438	2,266,062	257,877
3241EM Total					7,549,848	7,558,177	5,454,170
3242EM	MINNESOTA	KATRINA	9/13/2005	2-INFRASTRUCTURE	15,000,000	3,893,657	1,433,962
				5-ADMINISTRATION	24,450	1,927	1,905
3242EM Total					15,024,450	3,895,584	1,435,868
3243EM	NEVADA	KATRINA	9/13/2005	2-INFRASTRUCTURE	1,000,000	705,623	537,438
				5-ADMINISTRATION	317,219	309,718	299,034
3243EM Total					1,317,219	1,015,341	836,472
3244EM	IDAHO	KATRINA	9/13/2005	2-INFRASTRUCTURE	643,377	643,370	143,336
				5-ADMINISTRATION	35,700	10,869	9,860
3244EM Total					679,077	654,239	153,195
3245EM	NEBRASKA	KATRINA	9/13/2005	2-INFRASTRUCTURE	210,100	210,100	133,946
				5-ADMINISTRATION	1,302	1,302	1,302
3245EM Total					211,402	211,402	135,248
3246EM	CONNECTICUT	KATRINA	9/13/2005	2-INFRASTRUCTURE	1,000,000	684,199	
				5-ADMINISTRATION	43,301	37,443	23,725
3246EM Total					1,043,301	721,642	23,725
3247EM	NORTH DAKOTA	KATRINA	9/13/2005	2-INFRASTRUCTURE	23,747	23,747	
				5-ADMINISTRATION	41,985	27,322	25,726

PROG CODE	STATE NAME	EVENT NAME	DECLARED	PROGRAM AREA	ALLOCATIONS	OBLIGATIONS	EXPENDITURES
3247EM Total					65,732	51,069	25,726
3248EM	CALIFORNIA	KATRINA	9/13/2005	2-INFRASTRUCTURE	200,000	1,289	
				5-ADMINISTRATION	703,320	702,681	689,757
3248EM Total					903,320	703,970	689,757
3249EM	WISCONSIN	KATRINA	9/13/2005	2-INFRASTRUCTURE	3,501,228	2,970,100	874,747
				5-ADMINISTRATION	24,737	1,225	1,225
3249EM Total					3,525,965	2,971,325	875,972
3250EM	OHIO	KATRINA	9/13/2005	2-INFRASTRUCTURE	2,518,180	2,499,922	1,892,189
				5-ADMINISTRATION	25,350		
3250EM Total					2,543,530	2,499,922	1,892,189
3251EM	MARYLAND	KATRINA	9/13/2005	2-INFRASTRUCTURE	1,637,550	1,566,521	1,354,834
				5-ADMINISTRATION	106,326	82,921	82,921
3251EM Total					1,743,876	1,649,442	1,437,755
3252EM	MASSACHUSETTS	KATRINA	9/13/2005	2-INFRASTRUCTURE	5,900,000	5,855,581	5,527,782
				5-ADMINISTRATION	466,246	460,310	443,281
3252EM Total					6,366,246	6,315,890	5,971,063
3253EM	MONTANA	KATRINA	9/13/2005	2-INFRASTRUCTURE	400,000	397,372	117,846
				5-ADMINISTRATION	42,856	35,917	34,617
3253EM Total					442,856	433,289	152,463
3255EM	RHODE ISLAND	KATRINA	9/19/2005	2-INFRASTRUCTURE	1,500,000	1,131,503	927,088
				5-ADMINISTRATION	24,708	24,175	18,468
3255EM Total					1,524,708	1,155,679	945,557
3256EM	MAINE	KATRINA	9/19/2005	2-INFRASTRUCTURE	100,000	51,276	51,276
				5-ADMINISTRATION	6,000	6,000	179
3256EM Total					106,000	57,276	51,456
3257EM	NEW JERSEY	KATRINA	9/19/2005	2-INFRASTRUCTURE	120,026	120,026	116,692
				5-ADMINISTRATION	81,317	61,486	60,846
3257EM Total					201,343	181,512	177,538
3258EM	NEW HAMPSHIRE	KATRINA	9/19/2005	2-INFRASTRUCTURE	100,000	9,887	9,887
				5-ADMINISTRATION	6,000	6,000	626
3258EM Total					106,000	15,887	10,513
3259EM	FLORIDA	RITA	9/20/2005	2-INFRASTRUCTURE	9,100,000	8,934,900	5,203,714
				4-OPERATIONS	10,000	10,000	
				5-ADMINISTRATION	1,280,801	1,280,801	69,260
3259EM Total					10,390,801	10,225,700	5,272,973
3260EM	LOUISIANA	RITA	9/21/2005	2-INFRASTRUCTURE			
				4-OPERATIONS	100,000	100,000	
				5-ADMINISTRATION	175,000	175,000	
3260EM Total					275,000	275,000	
3261EM	TEXAS	RITA	9/21/2005	2-INFRASTRUCTURE	6,015,000	5,997,920	5,669,301
				4-OPERATIONS	5,000,000	5,000,000	
				5-ADMINISTRATION	92,089,171	92,089,171	6,879,774
3261EM Total					103,104,171	103,087,091	12,549,075
3262EM	NEW YORK	KATRINA	9/30/2005	2-INFRASTRUCTURE	2,259,214	1,644,588	1,506,239
				5-ADMINISTRATION	354,100	309,925	302,649
3262EM Total					2,613,314	1,954,514	1,808,888
3263EM	DELAWARE	KATRINA	9/30/2005	2-INFRASTRUCTURE	101,941	100,286	95,419
				5-ADMINISTRATION	48,900	443	443
3263EM Total					150,841	100,729	95,862
Grand Total					38,060,864,564	36,283,279,922	22,769,542,274

**FINANCIAL INFORMATION TOOL
FOR HURRICANE KATRINA, RITA, & WILMA DECLARATIONS ONLY
AS OF 09-13-2006**

PROG CODE	STATE NAME	EVENT NAME	DECLARED	PROGRAM AREA	PROGRAM NAME	ALLOCATIONS	OBLIGATIONS	EXPENDITURES					
1602DR	FLORIDA	KATRINA	8/28/2005	2-INFRASTRUCTURE	2594-INSPECTIONS	7,922,400	8,471,000	7,390,763					
					416X-PUBLIC ASSISTANCE	155,636,074	155,114,950	116,627,721					
				2-INFRASTRUCTURE Total						163,558,474	163,585,950	124,018,483	
				4-OPERATIONS	2507-MISSIONS-TA	10,000	10,000						
					2508-MISSIONS-DFA								
				4-OPERATIONS Total						10,000	10,000		
				5-ADMINISTRATION	11XX-SALARIES & BENEFITS	2,533,231	2,366,933	2,366,933					
					21XX-TRAVEL	2,086,994	2,077,069	1,773,248					
					22XX-TRANSPORTION	586,000	525,020	37,899					
					23XX-RENT, COMM, UTILITIES	1,677,662	1,381,875	1,341,431					
					24XX-PRINT & REPRO	20,000	10,500						
					2501-MISSIONS-FOS	19,187,425	15,195,925	7,286,337					
					25XX-OTHER SERVICES	5,924,696	5,811,095	170,023					
					26XX-SUPPLIES & MATERIALS	236,256	239,000	129,231					
					31XX-EQUIPMENT	113,622	56,692	31,692					
				5-ADMINISTRATION Total						32,365,886	27,664,107	13,136,792	
				1602DR Total						195,934,360	191,260,058	137,155,275	
1603DR	LOUISIANA	KATRINA	8/29/2005	1-HUMAN SERVICES	2503-UNEMPLOYMENT	321,511,035	320,361,035	320,361,035					
					2504-CRISIS COUNSELING-NIMH	15,753,102	11,765,214	11,765,214					
					2576-LEGAL SERVICES	298,298	217,982	78,000					
					2592-INSPECTIONS	147,253,062	141,424,068	86,784,453					
					4149-OTHER NEEDS ASSISTANCE	1,463,290,254	1,460,379,763	1,457,427,037					
					414X-HOUSING ASSISTANCE	3,186,859,894	3,183,401,011	3,179,223,724					
					4152-CRISIS COUNSELING-SCC	25,538,416	25,538,416	13,487,780					
					MANUFACTURED HOUSING	4,975,250,659	4,468,696,663	3,375,659,220					
					1-HUMAN SERVICES Total						10,135,754,721	9,611,784,152	8,444,786,463
				2-INFRASTRUCTURE	2594-INSPECTIONS	381,850,600	300,199,550	212,204,959					
					416X-PUBLIC ASSISTANCE	3,315,271,597	3,304,764,183	1,359,020,774					
				2-INFRASTRUCTURE Total						3,697,122,197	3,604,963,733	1,571,225,733	
				3-MITIGATION	2593-INSPECTIONS	15,233,976	8,382,777	4,217,524					
					4173-HAZARD MITIGATION	2,468,240	2,468,240	745,988					
				3-MITIGATION Total						17,702,216	10,851,017	4,963,512	
				4-OPERATIONS	2507-MISSIONS-TA	9,102,500	8,602,000	1,671,901					
					2508-MISSIONS-DFA	3,065,923,333	3,065,922,398	670,736,096					
				4-OPERATIONS Total						3,075,025,833	3,074,524,398	672,407,997	
				5-ADMINISTRATION	11XX-SALARIES & BENEFITS	218,074,415	217,848,421	217,848,421					
					21XX-TRAVEL	120,259,410	117,829,666	111,859,634					
					22XX-TRANSPORTION	13,264,320	13,133,336	9,791,390					
					23XX-RENT, COMM, UTILITIES	230,089,600	204,065,269	159,678,313					
					24XX-PRINT & REPRO	2,974,004	2,604,709	866,645					
					2501-MISSIONS-FOS	590,243,426	590,243,425	125,466,237					
					25XX-OTHER SERVICES	1,349,648,092	1,100,381,300	633,424,088					
					26XX-SUPPLIES & MATERIALS	345,548,580	332,236,769	231,822,848					
					31XX-EQUIPMENT	126,310,118	118,118,027	99,077,104					
32XX-LAND & STRUCTURES	9,607,620	7,422,628	6,414,699										
4101-URBAN SEARCH & RESCUE	50,595,440	50,595,439	22,462,191										
5-ADMINISTRATION Total						3,056,615,025	2,754,478,989	1,618,711,568					
1603DR Total						19,982,219,993	19,056,602,289	12,312,095,273					
1604DR	MISSISSIPPI	KATRINA	8/29/2005	1-HUMAN SERVICES	2503-UNEMPLOYMENT	100,000,056	88,450,000	88,450,000					
					2504-CRISIS COUNSELING-NIMH	50,342,191	20,242,285	18,802,292					
					2576-LEGAL SERVICES	44,000	43,492	43,492					
					2592-INSPECTIONS	67,006,340	71,499,340	40,161,297					
					4149-OTHER NEEDS ASSISTANCE	359,634,328	359,423,212	313,298,241					
					414X-HOUSING ASSISTANCE	837,617,340	835,454,168	830,116,958					
					4152-CRISIS COUNSELING-SCC	12,046,760	11,477,570	8,752,904					
					IMMEDIATE NEEDS ASSISTANCE		10,000						
					MANUFACTURED HOUSING	2,017,465,798	1,543,647,272	1,239,246,363					
					1-HUMAN SERVICES Total						3,444,156,813	2,930,247,338	2,538,871,546
					2-INFRASTRUCTURE	2594-INSPECTIONS	97,927,701	96,676,999	74,570,832				
						416X-PUBLIC ASSISTANCE	1,676,213,858	1,675,700,017	768,679,595				
					2-INFRASTRUCTURE Total						1,774,141,559	1,772,377,016	843,250,427

PROG CODE	STATE NAME	EVENT NAME	DECLARED	PROGRAM AREA	PROGRAM NAME	ALLOCATIONS	OBLIGATIONS	EXPENDITURES
				3-MITIGATION	2593-INSPECTIONS	15,824,761	12,919,061	4,516,182
					4173-HAZARD MITIGATION	13,046,291	13,046,291	273,506
					3-MITIGATION Total	28,871,052	25,965,352	4,789,688
				4-OPERATIONS	2507-MISSIONS-TA	14,013,256	13,070,256	1,673,232
					2508-MISSIONS-DFA	1,695,699,654	1,696,199,653	245,756,547
					4-OPERATIONS Total	1,709,712,910	1,709,269,909	247,429,779
				5-ADMINISTRATION	11XX-SALARIES & BENEFITS	150,133,891	150,126,235	150,126,235
					21XX-TRAVEL	72,527,999	69,944,256	64,848,617
					22XX-TRANSPORTION	29,401,515	26,871,823	26,303,385
					23XX-RENT, COMM, UTILITIES	59,498,429	57,405,114	42,780,628
					24XX-PRINT & REPRO	2,253,941	2,209,991	1,157,650
					2501-MISSIONS-FOS	1,476,077,383	1,477,074,586	481,628,625
					25XX-OTHER SERVICES	604,549,329	564,244,766	403,213,400
					26XX-SUPPLIES & MATERIALS	190,055,430	177,331,751	164,010,331
					31XX-EQUIPMENT	82,047,726	75,425,960	69,985,229
					32XX-LAND & STRUCTURES	2,337,846	1,878,961	1,617,103
					4101-URBAN SEARCH & RESCUE	24,600,030	24,600,030	11,758,159
	5-ADMINISTRATION Total	2,693,483,519	2,627,113,472	1,417,429,362				
1604DR Total						9,650,365,853	9,064,973,088	5,051,770,803
1605DR	ALABAMA	KATRINA	8/29/2005	1-HUMAN SERVICES	2503-UNEMPLOYMENT	1,948,400	1,372,364	1,372,364
					2504-CRISIS COUNSELING-NIMH	4,436,110	1,473,715	1,203,860
					2576-LEGAL SERVICES	5,775	5,775	5,775
					2592-INSPECTIONS	21,886,812	24,382,762	9,974,446
					4149-OTHER NEEDS ASSISTANCE	31,464,732	31,464,732	28,806,049
					414X-HOUSING ASSISTANCE	89,648,507	89,648,507	89,138,845
					4152-CRISIS COUNSELING-SCC	3,135,574	3,135,574	1,854,708
					MANUFACTURED HOUSING	510,032,365	495,796,308	448,642,246
				1-HUMAN SERVICES Total		662,558,274	647,279,737	580,998,293
				2-INFRASTRUCTURE	2594-INSPECTIONS	1,621,000	1,492,000	1,204,233
					416X-PUBLIC ASSISTANCE	98,977,362	97,701,265	73,605,812
				2-INFRASTRUCTURE Total		100,598,362	99,193,265	74,810,046
				3-MITIGATION	2593-INSPECTIONS	1,663,459	1,554,729	981,701
					4173-HAZARD MITIGATION	7,694,402	7,694,402	388,816
				3-MITIGATION Total		9,357,861	9,249,131	1,370,517
				4-OPERATIONS	2507-MISSIONS-TA	3,000,000	3,000,000	160,530
					2508-MISSIONS-DFA	178,450,000	168,450,000	57,561,656
				4-OPERATIONS Total		181,450,000	171,450,000	57,722,186
				5-ADMINISTRATION	11XX-SALARIES & BENEFITS	22,319,705	21,011,823	21,011,823
					21XX-TRAVEL	18,962,946	18,415,033	17,835,645
					22XX-TRANSPORTION	2,414,000	1,134,950	164,454
					23XX-RENT, COMM, UTILITIES	8,816,157	8,609,404	5,459,565
					24XX-PRINT & REPRO	370,892	256,104	142,718
					2501-MISSIONS-FOS	82,185,605	82,185,605	28,807,219
					25XX-OTHER SERVICES	58,163,358	57,061,369	44,946,287
					26XX-SUPPLIES & MATERIALS	10,081,585	8,509,283	5,775,484
					31XX-EQUIPMENT	3,894,806	3,337,867	2,917,948
				5-ADMINISTRATION Total		207,209,054	200,521,437	127,061,142
1605DR Total						1,161,173,551	1,127,693,569	841,962,183
1606DR	TEXAS	RITA	9/24/2005	1-HUMAN SERVICES	2503-UNEMPLOYMENT	11,382,008	9,759,933	9,759,933
					2504-CRISIS COUNSELING-NIMH	1,546,988	1,546,988	1,546,988
					2576-LEGAL SERVICES			
					2592-INSPECTIONS	61,282,928	61,264,925	35,701,903
					4149-OTHER NEEDS ASSISTANCE	500		(11,155)
					414X-HOUSING ASSISTANCE	511,014,899	511,014,000	505,362,417
					4152-CRISIS COUNSELING-SCC	982,215	650,742	226,375
					4154-OTHER NEEDS ASSISTANCE	72,880,000	71,880,000	70,498,284
					MANUFACTURED HOUSING	187,507,659	154,622,094	112,401,885
				1-HUMAN SERVICES Total		846,597,197	810,738,682	735,486,629
				2-INFRASTRUCTURE	2594-INSPECTIONS	14,680,900	14,609,921	12,188,280
					416X-PUBLIC ASSISTANCE	363,300,000	360,307,894	255,726,624
				2-INFRASTRUCTURE Total		377,980,900	374,917,816	267,914,904
				3-MITIGATION	2593-INSPECTIONS	11,479,991	7,577,000	890,188
					4173-HAZARD MITIGATION	28,053,694	28,053,694	21,902
				3-MITIGATION Total		39,533,685	35,630,694	912,090
				4-OPERATIONS	2507-MISSIONS-TA	150,000	150,000	10,594
					2508-MISSIONS-DFA	238,681,800	237,351,600	174,313,328

PROG CODE	STATE NAME	EVENT NAME	DECLARED	PROGRAM AREA	PROGRAM NAME	ALLOCATIONS	OBLIGATIONS	EXPENDITURES
				4-OPERATIONS Total		238,831,800	237,501,600	174,323,921
				5-ADMINISTRATION	11XX-SALARIES & BENEFITS	43,900,806	42,912,997	42,912,997
					21XX-TRAVEL	30,964,242	30,573,395	29,551,610
					22XX-TRANSPORTION	2,549,000	425,000	339,041
					23XX-RENT, COMM, UTILITIES	14,837,991	12,565,106	8,928,302
					24XX-PRINT & REPRO	623,000	448,293	171,121
					2501-MISSIONS-FOS	255,918,864	255,753,459	42,590,148
					25XX-OTHER SERVICES	196,499,400	181,086,224	145,610,664
					26XX-SUPPLIES & MATERIALS	8,488,417	5,493,144	3,201,472
					31XX-EQUIPMENT	9,076,000	7,206,205	6,431,942
					32XX-LAND & STRUCTURES	65,000	1,225	1,225
					4101-URBAN SEARCH & RESCUE	19,194,226	19,194,226	5,535,948
				5-ADMINISTRATION Total		582,116,946	555,659,273	285,274,470
1606DR Total						2,085,060,527	2,014,448,065	1,463,912,015
1607DR	LOUISIANA	RITA	9/24/2005	1-HUMAN SERVICES	2503-UNEMPLOYMENT	11,785,488	11,785,488	11,785,488
					2504-CRISIS COUNSELING-NIMH	2,308,237		
					2592-INSPECTIONS	43,618,542	43,618,542	23,919,831
					4149-OTHER NEEDS ASSISTANCE	106,800,000	106,800,000	104,930,665
					414X-HOUSING ASSISTANCE	406,381,649	406,321,649	406,030,255
					MANUFACTURED HOUSING	1,515,370	1,515,370	1,515,370
				1-HUMAN SERVICES Total		572,409,286	570,041,049	548,181,608
				2-INFRASTRUCTURE	2594-INSPECTIONS	5,922,000	4,915,000	3,749,742
					416X-PUBLIC ASSISTANCE	356,312,097	355,871,499	175,637,602
				2-INFRASTRUCTURE Total		362,234,097	360,786,499	179,387,345
				3-MITIGATION	2593-INSPECTIONS	4,844,983	4,584,943	2,147,657
					4173-HAZARD MITIGATION	433,544	433,544	135,281
				3-MITIGATION Total		5,278,527	5,018,487	2,282,939
				4-OPERATIONS	2507-MISSIONS-TA	600,000	600,000	284,035
					2508-MISSIONS-DFA	417,536,000	417,286,000	112,405,796
				4-OPERATIONS Total		418,136,000	417,886,000	112,689,832
				5-ADMINISTRATION	11XX-SALARIES & BENEFITS	15,675,321	15,674,959	15,674,959
					21XX-TRAVEL	4,220,300	4,218,186	4,026,899
					22XX-TRANSPORTION	1,212,000	1,146,601	891,935
					23XX-RENT, COMM, UTILITIES	11,395,183	8,733,842	6,860,946
					24XX-PRINT & REPRO	520,000	481,843	107,768
					2501-MISSIONS-FOS	38,323,185	38,323,185	18,729,625
					25XX-OTHER SERVICES	306,450,237	270,841,343	104,143,625
					26XX-SUPPLIES & MATERIALS	40,404,375	39,328,929	30,069,652
					31XX-EQUIPMENT	4,149,000	3,329,769	1,532,685
					32XX-LAND & STRUCTURES	400,000	400,000	226,151
					4101-URBAN SEARCH & RESCUE	3,206,000	3,086,000	1,275,863
				5-ADMINISTRATION Total		425,955,601	385,564,656	183,540,107
1607DR Total						1,784,013,511	1,739,296,692	1,026,081,831
1609DR	FLORIDA	WILMA	10/24/2005	1-HUMAN SERVICES	2503-UNEMPLOYMENT	6,050,125	6,050,125	6,050,125
					2504-CRISIS COUNSELING-NIMH	8,246,808	8,246,808	3,246,808
					2576-LEGAL SERVICES	5,000	5,000	5,000
					2592-INSPECTIONS	48,379,400	46,354,901	39,076,909
					4149-OTHER NEEDS ASSISTANCE	183,000,000	158,999,943	143,879,634
					414X-HOUSING ASSISTANCE	163,715,000	157,695,000	148,158,630
					4152-CRISIS COUNSELING-SCC	2,628,148	2,424,122	1,698,505
					MANUFACTURED HOUSING	87,013,000	81,368,656	67,284,956
				1-HUMAN SERVICES Total		499,037,481	461,144,555	409,400,567
				2-INFRASTRUCTURE	2594-INSPECTIONS	51,741,806	41,183,606	34,248,414
					416X-PUBLIC ASSISTANCE	1,094,050,000	1,094,024,845	682,913,629
				2-INFRASTRUCTURE Total		1,145,791,806	1,135,208,451	717,162,043
				3-MITIGATION	2593-INSPECTIONS	1,000,000	954,629	440,933
				3-MITIGATION Total		1,000,000	954,629	440,933
				4-OPERATIONS	2507-MISSIONS-TA	700,110	700,000	321,476
					2508-MISSIONS-DFA	233,328,384	233,238,384	17,643,989
				4-OPERATIONS Total		234,028,494	233,938,384	17,965,465
				5-ADMINISTRATION	11XX-SALARIES & BENEFITS	37,113,330	36,093,223	36,093,223
					21XX-TRAVEL	14,859,700	14,618,672	14,018,613
					22XX-TRANSPORTION	15,125,440	12,625,440	4,558,713
					23XX-RENT, COMM, UTILITIES	7,812,605	7,385,252	6,367,506
					24XX-PRINT & REPRO	548,500	267,231	215,200
					2501-MISSIONS-FOS	145,229,012	135,809,959	33,855,228

PROG CODE	STATE NAME	EVENT NAME	DECLARED	PROGRAM AREA	PROGRAM NAME	ALLOCATIONS	OBLIGATIONS	EXPENDITURES
					25XX-OTHER SERVICES	31,382,000	18,702,623	5,912,388
					26XX-SUPPLIES & MATERIALS	91,472,744	85,848,273	10,552,630
					31XX-EQUIPMENT	4,066,400	3,005,437	1,642,932
					32XX-LAND & STRUCTURES	99,225	82,255	82,255
					4101-URBAN SEARCH & RESCUE	6,216,000	5,963,794	621,485
					5-ADMINISTRATION Total	353,924,956	320,402,160	113,920,173
1609DR Total						2,233,782,737	2,151,648,179	1,258,889,180
3212EM	LOUISIANA	KATRINA	8/27/2005	2-INFRASTRUCTURE	416X-PUBLIC ASSISTANCE			
					2-INFRASTRUCTURE Total			
				4-OPERATIONS	2508-MISSIONS-DFA	1,500,000	1,500,000	2,096
					4-OPERATIONS Total	1,500,000	1,500,000	2,096
				5-ADMINISTRATION	11XX-SALARIES & BENEFITS	1,922	1,922	1,922
					21XX-TRAVEL	5,559	5,559	5,559
					22XX-TRANSPORTION			
					23XX-RENT, COMM, UTILITIES	588,577	588,577	577,493
					24XX-PRINT & REPRO			
					2501-MISSIONS-FOS	6,370,000	6,370,000	134,840
					25XX-OTHER SERVICES	40,000	40,000	40,000
					26XX-SUPPLIES & MATERIALS	2,000	2,000	1,284
					31XX-EQUIPMENT			
					5-ADMINISTRATION Total	7,008,058	7,008,058	761,098
3212EM Total						8,508,058	8,508,058	763,194
3213EM	MISSISSIPPI	KATRINA	8/28/2005	2-INFRASTRUCTURE	416X-PUBLIC ASSISTANCE			
					2-INFRASTRUCTURE Total			
				4-OPERATIONS	2507-MISSIONS-TA			
					2508-MISSIONS-DFA			
					4-OPERATIONS Total			
				5-ADMINISTRATION	11XX-SALARIES & BENEFITS	288	288	288
					21XX-TRAVEL			
					22XX-TRANSPORTION			
					23XX-RENT, COMM, UTILITIES			
					24XX-PRINT & REPRO			
					2501-MISSIONS-FOS	2,629,857	2,629,857	167,014
					25XX-OTHER SERVICES	9,840	9,840	
					26XX-SUPPLIES & MATERIALS			
					5-ADMINISTRATION Total	2,639,985	2,639,985	167,302
3213EM Total						2,639,985	2,639,985	167,302
3214EM	ALABAMA	KATRINA	8/28/2005	2-INFRASTRUCTURE	416X-PUBLIC ASSISTANCE			
					2-INFRASTRUCTURE Total			
				4-OPERATIONS	2507-MISSIONS-TA			
					2508-MISSIONS-DFA			
					4-OPERATIONS Total			
				5-ADMINISTRATION	11XX-SALARIES & BENEFITS			
					21XX-TRAVEL			
					22XX-TRANSPORTION			
					23XX-RENT, COMM, UTILITIES	30,000	30,000	30,000
					24XX-PRINT & REPRO			
					2501-MISSIONS-FOS	31,478	31,478	
					26XX-SUPPLIES & MATERIALS			
					31XX-EQUIPMENT	22,976	22,976	22,976
					5-ADMINISTRATION Total	84,454	84,454	52,976
3214EM Total						84,454	84,454	52,976
3215EM	ARKANSAS	KATRINA	9/2/2005	2-INFRASTRUCTURE	2594-INSPECTIONS	1,583,900	1,584,295	1,521,894
					416X-PUBLIC ASSISTANCE	44,741,591	44,741,591	43,102,906
					2-INFRASTRUCTURE Total	46,325,491	46,325,886	44,624,799
				4-OPERATIONS	2508-MISSIONS-DFA	3,500,000	3,500,000	
					4-OPERATIONS Total	3,500,000	3,500,000	
				5-ADMINISTRATION	11XX-SALARIES & BENEFITS	1,550,253	1,558,925	1,558,925
					21XX-TRAVEL	1,712,002	1,709,443	1,679,407
					22XX-TRANSPORTION	17,100	16,775	8,807
					23XX-RENT, COMM, UTILITIES	391,644	352,485	315,479
					24XX-PRINT & REPRO	2,780	2,779	2,234
					2501-MISSIONS-FOS	575,295	580,000	7,452
					25XX-OTHER SERVICES	7,500	2,795	1,125
					26XX-SUPPLIES & MATERIALS	85,580	81,626	59,513
					31XX-EQUIPMENT	53,280	53,279	33,422

PROG CODE	STATE NAME	EVENT NAME	DECLARED	PROGRAM AREA	PROGRAM NAME	ALLOCATIONS	OBLIGATIONS	EXPENDITURES
					32XX-LAND & STRUCTURES			
				5-ADMINISTRATION Total		4,395,434	4,358,108	3,666,365
3215EM Total						54,220,925	54,183,994	48,291,164
3216EM	TEXAS	KATRINA	9/2/2005	2-INFRASTRUCTURE	2594-INSPECTIONS	6,508,500	5,055,237	3,483,696
					416X-PUBLIC ASSISTANCE	546,692,199	541,416,560	486,534,976
				2-INFRASTRUCTURE Total		553,200,699	546,471,797	490,018,672
				4-OPERATIONS	2508-MISSIONS-DFA	33,806,865	33,806,865	1,544,137
				4-OPERATIONS Total		33,806,865	33,806,865	1,544,137
				5-ADMINISTRATION	11XX-SALARIES & BENEFITS	2,634,491	2,501,758	2,501,758
					21XX-TRAVEL	2,871,405	2,870,623	2,841,929
					22XX-TRANSPORTION	84,000	38,683	21,890
					23XX-RENT, COMM, UTILITIES	2,095,492	2,061,022	1,518,943
					24XX-PRINT & REPRO	91,491	37,054	27,736
					2501-MISSIONS-FOS	9,512,826	9,512,826	1,212,543
					25XX-OTHER SERVICES	902,386	483,886	236,756
					26XX-SUPPLIES & MATERIALS	1,195,559	1,149,432	999,655
					31XX-EQUIPMENT	602,827	508,616	435,439
				5-ADMINISTRATION Total		19,990,478	19,163,900	9,796,649
3216EM Total						606,998,042	599,442,562	501,359,458
3217EM	TENNESSEE	KATRINA	9/5/2005	2-INFRASTRUCTURE	416X-PUBLIC ASSISTANCE	33,249,786	33,249,785	25,884,219
				2-INFRASTRUCTURE Total		33,249,786	33,249,785	25,884,219
				4-OPERATIONS	2507-MISSIONS-TA	5,000	5,000	
				4-OPERATIONS Total		5,000	5,000	
				5-ADMINISTRATION	11XX-SALARIES & BENEFITS	13,380	13,380	13,380
					21XX-TRAVEL	67,983	67,983	67,983
					22XX-TRANSPORTION			
					23XX-RENT, COMM, UTILITIES			
					24XX-PRINT & REPRO			
					2501-MISSIONS-FOS	2,000	2,000	
					26XX-SUPPLIES & MATERIALS			
				5-ADMINISTRATION Total		83,363	83,363	81,363
3217EM Total						33,338,149	33,338,148	25,965,582
3218EM	GEORGIA	KATRINA	9/5/2005	2-INFRASTRUCTURE	416X-PUBLIC ASSISTANCE	20,900,000	16,976,883	10,025,250
				2-INFRASTRUCTURE Total		20,900,000	16,976,883	10,025,250
				5-ADMINISTRATION	11XX-SALARIES & BENEFITS			
					21XX-TRAVEL	767	767	767
					22XX-TRANSPORTION			
					23XX-RENT, COMM, UTILITIES			
					24XX-PRINT & REPRO			
					2501-MISSIONS-FOS	52,000	52,000	
					26XX-SUPPLIES & MATERIALS			
				5-ADMINISTRATION Total		52,767	52,767	767
3218EM Total						20,952,767	17,029,650	10,026,017
3219EM	OKLAHOMA	KATRINA	9/5/2005	2-INFRASTRUCTURE	416X-PUBLIC ASSISTANCE	14,250,313	12,486,777	11,862,588
				2-INFRASTRUCTURE Total		14,250,313	12,486,777	11,862,588
				5-ADMINISTRATION	11XX-SALARIES & BENEFITS	85,951	72,669	72,669
					21XX-TRAVEL	88,459	88,459	75,855
					22XX-TRANSPORTION	500		
					23XX-RENT, COMM, UTILITIES			
					24XX-PRINT & REPRO	1,000	756	756
					25XX-OTHER SERVICES			
					26XX-SUPPLIES & MATERIALS	1,000	54	54
					31XX-EQUIPMENT			
				5-ADMINISTRATION Total		176,910	161,938	149,334
3219EM Total						14,427,223	12,648,715	12,011,922
3220EM	FLORIDA	KATRINA	9/5/2005	2-INFRASTRUCTURE	416X-PUBLIC ASSISTANCE	9,200,000	7,845,819	2,272,184
				2-INFRASTRUCTURE Total		9,200,000	7,845,819	2,272,184
				5-ADMINISTRATION	11XX-SALARIES & BENEFITS	2,272	2,272	2,272
					21XX-TRAVEL			
					22XX-TRANSPORTION			
					23XX-RENT, COMM, UTILITIES			
					24XX-PRINT & REPRO			
					2501-MISSIONS-FOS			
					26XX-SUPPLIES & MATERIALS			
				5-ADMINISTRATION Total		2,272	2,272	2,272
3220EM Total						9,202,272	7,848,091	2,274,456

PROG CODE	STATE NAME	EVENT NAME	DECLARED	PROGRAM AREA	PROGRAM NAME	ALLOCATIONS	OBLIGATIONS	EXPENDITURES
3221EM	WEST VIRGINIA	KATRINA	9/5/2005	2-INFRASTRUCTURE	416X-PUBLIC ASSISTANCE	783,000	782,658	766,331
				2-INFRASTRUCTURE Total		783,000	782,658	766,331
				5-ADMINISTRATION	11XX-SALARIES & BENEFITS	87,195	75,094	75,094
					21XX-TRAVEL	36,522	28,302	28,302
					22XX-TRANSPORTION			
					23XX-RENT, COMM, UTILITIES			
					24XX-PRINT & REPRO			
26XX-SUPPLIES & MATERIALS	94	94	94					
5-ADMINISTRATION Total		123,811	103,490	103,490				
3221EM Total					906,811	886,148	869,821	
3222EM	NORTH CAROLINA	KATRINA	9/5/2005	2-INFRASTRUCTURE	416X-PUBLIC ASSISTANCE	2,000,000	1,990,910	1,563,487
				2-INFRASTRUCTURE Total		2,000,000	1,990,910	1,563,487
				5-ADMINISTRATION	11XX-SALARIES & BENEFITS	261	261	261
					21XX-TRAVEL			
					22XX-TRANSPORTION			
					23XX-RENT, COMM, UTILITIES			
					24XX-PRINT & REPRO			
2501-MISSIONS-FOS	2,000	2,000						
26XX-SUPPLIES & MATERIALS								
5-ADMINISTRATION Total		2,261	2,261	261				
3222EM Total					2,002,261	1,993,171	1,563,748	
3223EM	UTAH	KATRINA	9/5/2005	2-INFRASTRUCTURE	2594-INSPECTIONS	10,000	9,000	
				2-INFRASTRUCTURE	416X-PUBLIC ASSISTANCE	1,918,275	1,918,275	1,413,402
				2-INFRASTRUCTURE Total		1,928,275	1,927,275	1,413,402
				4-OPERATIONS	2507-MISSIONS-TA			
				4-OPERATIONS	2508-MISSIONS-DFA			
				4-OPERATIONS Total				
				5-ADMINISTRATION	11XX-SALARIES & BENEFITS	35,606	21,838	21,838
21XX-TRAVEL	39,192	39,184	32,160					
22XX-TRANSPORTION								
23XX-RENT, COMM, UTILITIES								
24XX-PRINT & REPRO								
26XX-SUPPLIES & MATERIALS	7,000	4,000						
5-ADMINISTRATION Total		81,798	65,022	53,997				
3223EM Total					2,010,073	1,992,296	1,467,400	
3224EM	COLORADO	KATRINA	9/5/2005	2-INFRASTRUCTURE	416X-PUBLIC ASSISTANCE	13,597,030	13,534,963	13,500,827
				2-INFRASTRUCTURE Total		13,597,030	13,534,963	13,500,827
				4-OPERATIONS	2508-MISSIONS-DFA			
				4-OPERATIONS Total				
				5-ADMINISTRATION	11XX-SALARIES & BENEFITS	619,997	466,397	466,397
					21XX-TRAVEL	186,783	178,422	172,712
					22XX-TRANSPORTION	500	16	
23XX-RENT, COMM, UTILITIES								
24XX-PRINT & REPRO								
2501-MISSIONS-FOS								
26XX-SUPPLIES & MATERIALS	7,000	4,000	1,729					
5-ADMINISTRATION Total		814,280	648,836	640,839				
3224EM Total					14,411,310	14,183,799	14,141,666	
3225EM	MICHIGAN	KATRINA	9/7/2005	2-INFRASTRUCTURE	416X-PUBLIC ASSISTANCE	1,920,000	1,836,248	1,656,612
				2-INFRASTRUCTURE Total		1,920,000	1,836,248	1,656,612
				5-ADMINISTRATION	11XX-SALARIES & BENEFITS	361,334	225,921	225,921
					21XX-TRAVEL	238,260	202,301	165,000
					22XX-TRANSPORTION	1,000	500	493
					23XX-RENT, COMM, UTILITIES			
					24XX-PRINT & REPRO			
26XX-SUPPLIES & MATERIALS	2,000	2,000	712					
31XX-EQUIPMENT	1,000							
5-ADMINISTRATION Total		603,594	430,722	392,125				
3225EM Total					2,523,594	2,266,970	2,048,737	
3226EM	DISTRICT OF COLUMBIA	KATRINA	9/7/2005	2-INFRASTRUCTURE	416X-PUBLIC ASSISTANCE	1,838,568	1,836,498	
				2-INFRASTRUCTURE Total		1,838,568	1,836,498	
				5-ADMINISTRATION	11XX-SALARIES & BENEFITS	54,856	15,430	15,430
					21XX-TRAVEL	45,947	38,623	38,623
					22XX-TRANSPORTION			
23XX-RENT, COMM, UTILITIES								
24XX-PRINT & REPRO								

PROG CODE	STATE NAME	EVENT NAME	DECLARED	PROGRAM AREA	PROGRAM NAME	ALLOCATIONS	OBLIGATIONS	EXPENDITURES
					26XX-SUPPLIES & MATERIALS			
				5-ADMINISTRATION Total		100,803	54,053	54,053
3226EM Total						1,939,371	1,890,551	54,053
3227EM	WASHINGTON	KATRINA	9/7/2005	2-INFRASTRUCTURE	416X-PUBLIC ASSISTANCE	3,122,179	3,122,177	621,547
				2-INFRASTRUCTURE Total		3,122,179	3,122,177	621,547
				5-ADMINISTRATION	11XX-SALARIES & BENEFITS	292,715	268,581	268,581
					21XX-TRAVEL	149,218	146,816	123,463
					22XX-TRANSPORTION			
					23XX-RENT, COMM, UTILITIES			
					24XX-PRINT & REPRO			
					26XX-SUPPLIES & MATERIALS			
				5-ADMINISTRATION Total		113	113	113
3227EM Total						442,046	415,510	392,157
						3,564,225	3,537,687	1,013,704
3228EM	OREGON	KATRINA	9/7/2005	2-INFRASTRUCTURE	416X-PUBLIC ASSISTANCE	2,075,047	2,075,040	597,770
				2-INFRASTRUCTURE Total		2,075,047	2,075,040	597,770
				5-ADMINISTRATION	11XX-SALARIES & BENEFITS	24,131	17,674	17,674
					21XX-TRAVEL	21,922	20,422	14,241
					22XX-TRANSPORTION			
					23XX-RENT, COMM, UTILITIES			
					24XX-PRINT & REPRO			
					26XX-SUPPLIES & MATERIALS			
				5-ADMINISTRATION Total		46,053	38,096	31,915
3228EM Total						2,121,100	2,113,136	629,685
3229EM	NEW MEXICO	KATRINA	9/7/2005	2-INFRASTRUCTURE	2594-INSPECTIONS	139,828	139,836	113,765
					416X-PUBLIC ASSISTANCE	2,000,000	1,486,672	318,700
				2-INFRASTRUCTURE Total		2,139,828	1,626,508	432,464
				5-ADMINISTRATION	11XX-SALARIES & BENEFITS	56,149	25,737	25,737
					21XX-TRAVEL	44,242	44,242	40,572
					22XX-TRANSPORTION	2,500		
					23XX-RENT, COMM, UTILITIES			
					24XX-PRINT & REPRO			
					25XX-OTHER SERVICES	500	37	37
					26XX-SUPPLIES & MATERIALS			
					31XX-EQUIPMENT	3,116	116	16
				5-ADMINISTRATION Total		106,507	70,132	66,361
3229EM Total						2,246,335	1,696,640	498,826
3230EM	ILLINOIS	KATRINA	9/7/2005	2-INFRASTRUCTURE	416X-PUBLIC ASSISTANCE	2,418,578	2,312,458	2,093,342
				2-INFRASTRUCTURE Total		2,418,578	2,312,458	2,093,342
				5-ADMINISTRATION	11XX-SALARIES & BENEFITS	166,981	142,028	142,028
					21XX-TRAVEL	118,837	101,879	59,449
					22XX-TRANSPORTION			
					23XX-RENT, COMM, UTILITIES			
					24XX-PRINT & REPRO			
					26XX-SUPPLIES & MATERIALS			
				5-ADMINISTRATION Total		285,818	243,907	201,477
3230EM Total						2,704,396	2,556,365	2,294,819
3231EM	KENTUCKY	KATRINA	9/10/2005	2-INFRASTRUCTURE	416X-PUBLIC ASSISTANCE	4,300,000	4,129,572	1,667,220
				2-INFRASTRUCTURE Total		4,300,000	4,129,572	1,667,220
				5-ADMINISTRATION	11XX-SALARIES & BENEFITS			
					21XX-TRAVEL	7,961	7,961	7,961
					22XX-TRANSPORTION			
					23XX-RENT, COMM, UTILITIES			
					24XX-PRINT & REPRO			
					2501-MISSIONS-FOS	2,000	2,000	
					26XX-SUPPLIES & MATERIALS			
				5-ADMINISTRATION Total		9,961	9,961	7,961
3231EM Total						4,309,961	4,139,533	1,675,181
3232EM	MISSOURI	KATRINA	9/10/2005	2-INFRASTRUCTURE	416X-PUBLIC ASSISTANCE	2,005,000	1,958,975	36,400
				2-INFRASTRUCTURE Total		2,005,000	1,958,975	36,400
				5-ADMINISTRATION	11XX-SALARIES & BENEFITS	426,072	400,618	400,618
					21XX-TRAVEL	233,823	231,172	218,956
					22XX-TRANSPORTION	1,000	1,000	1,000
					23XX-RENT, COMM, UTILITIES			
					24XX-PRINT & REPRO			
					2501-MISSIONS-FOS			
					26XX-SUPPLIES & MATERIALS	5,000	5,000	4,328

PROG CODE	STATE NAME	EVENT NAME	DECLARED	PROGRAM AREA	PROGRAM NAME	ALLOCATIONS	OBLIGATIONS	EXPENDITURES
5-ADMINISTRATION Total						665,895	637,790	624,902
3232EM Total						2,670,895	2,596,765	661,302
3233EM	SOUTH CAROLINA	KATRINA	9/10/2005	2-INFRASTRUCTURE	416X-PUBLIC ASSISTANCE	3,614,915	3,594,917	3,468,013
2-INFRASTRUCTURE Total						3,614,915	3,594,917	3,468,013
5-ADMINISTRATION								
11XX-SALARIES & BENEFITS								
21XX-TRAVEL						40,089	40,089	40,089
22XX-TRANSPORTION								
23XX-RENT, COMM, UTILITIES								
24XX-PRINT & REPRO								
2501-MISSIONS-FOS						2,000	2,000	
26XX-SUPPLIES & MATERIALS								
5-ADMINISTRATION Total						42,089	42,089	40,089
3233EM Total						3,657,004	3,637,006	3,508,102
3234EM	SOUTH DAKOTA	KATRINA	9/10/2005	2-INFRASTRUCTURE	416X-PUBLIC ASSISTANCE	262,032	262,031	211,332
2-INFRASTRUCTURE Total						262,032	262,031	211,332
5-ADMINISTRATION								
11XX-SALARIES & BENEFITS						20,700	2,086	
21XX-TRAVEL						10,000	10,000	8,266
22XX-TRANSPORTION								
23XX-RENT, COMM, UTILITIES								
24XX-PRINT & REPRO								
26XX-SUPPLIES & MATERIALS						2,000		
5-ADMINISTRATION Total						32,700	12,086	10,352
3234EM Total						294,732	274,117	221,684
3235EM	PENNSYLVANIA	KATRINA	9/10/2005	2-INFRASTRUCTURE	416X-PUBLIC ASSISTANCE	3,139,000	3,138,444	2,082,906
2-INFRASTRUCTURE Total						3,139,000	3,138,444	2,082,906
5-ADMINISTRATION								
11XX-SALARIES & BENEFITS						174,346	176,421	176,421
21XX-TRAVEL						101,429	90,341	90,341
22XX-TRANSPORTION								
23XX-RENT, COMM, UTILITIES								
24XX-PRINT & REPRO								
26XX-SUPPLIES & MATERIALS								
5-ADMINISTRATION Total						275,775	266,762	266,762
3235EM Total						3,414,775	3,405,206	2,349,667
3236EM	KANSAS	KATRINA	9/10/2005	2-INFRASTRUCTURE	416X-PUBLIC ASSISTANCE	163,200	163,069	153,933
2-INFRASTRUCTURE Total						163,200	163,069	153,933
5-ADMINISTRATION								
11XX-SALARIES & BENEFITS								
21XX-TRAVEL						351	351	351
22XX-TRANSPORTION								
23XX-RENT, COMM, UTILITIES								
24XX-PRINT & REPRO								
26XX-SUPPLIES & MATERIALS								
5-ADMINISTRATION Total						351	351	351
3236EM Total						163,551	163,419	154,284
3237EM	ALABAMA	KATRINA	9/10/2005	2-INFRASTRUCTURE	416X-PUBLIC ASSISTANCE	3,000,000	2,840,416	2,809,105
2-INFRASTRUCTURE Total						3,000,000	2,840,416	2,809,105
4-OPERATIONS								
2508-MISSIONS-DFA						1,000,000	1,000,000	
4-OPERATIONS Total						1,000,000	1,000,000	
5-ADMINISTRATION								
11XX-SALARIES & BENEFITS								
21XX-TRAVEL								
22XX-TRANSPORTION								
23XX-RENT, COMM, UTILITIES								
24XX-PRINT & REPRO								
26XX-SUPPLIES & MATERIALS								
5-ADMINISTRATION Total								
3237EM Total						4,000,000	3,840,416	2,809,105
3238EM	INDIANA	KATRINA	9/10/2005	2-INFRASTRUCTURE	416X-PUBLIC ASSISTANCE	4,127,992	3,930,006	47,608
2-INFRASTRUCTURE Total						4,127,992	3,930,006	47,608
5-ADMINISTRATION								
11XX-SALARIES & BENEFITS						12,264	1,942	1,942
21XX-TRAVEL						10,600	450	354
22XX-TRANSPORTION								
23XX-RENT, COMM, UTILITIES								
24XX-PRINT & REPRO								
26XX-SUPPLIES & MATERIALS								
5-ADMINISTRATION Total						22,864	2,392	2,297
3238EM Total						4,150,856	3,932,398	49,904
3239EM	IOWA	KATRINA	9/10/2005	2-INFRASTRUCTURE	416X-PUBLIC ASSISTANCE	222,618	222,618	215,650

PROG CODE	STATE NAME	EVENT NAME	DECLARED	PROGRAM AREA	PROGRAM NAME	ALLOCATIONS	OBLIGATIONS	EXPENDITURES
				2-INFRASTRUCTURE Total		222,618	222,618	215,650
				5-ADMINISTRATION	11XX-SALARIES & BENEFITS	10,350	712	712
					21XX-TRAVEL	4,928	4,928	4,928
					22XX-TRANSPORTION			
					23XX-RENT, COMM, UTILITIES			
					24XX-PRINT & REPRO			
					26XX-SUPPLIES & MATERIALS			
				5-ADMINISTRATION Total		15,278	5,639	5,639
3239EM Total						237,895	228,257	221,289
3240EM	VIRGINIA	KATRINA	9/12/2005	2-INFRASTRUCTURE	2594-INSPECTIONS	339,100	200,500	183,181
					416X-PUBLIC ASSISTANCE	254,000	253,746	240,500
				2-INFRASTRUCTURE Total		593,100	454,246	423,680
				5-ADMINISTRATION	11XX-SALARIES & BENEFITS	102,910	100,785	100,785
					21XX-TRAVEL	28,000	10,737	10,737
					22XX-TRANSPORTION			
					23XX-RENT, COMM, UTILITIES			
					24XX-PRINT & REPRO			
					26XX-SUPPLIES & MATERIALS			
				5-ADMINISTRATION Total		130,910	111,522	111,522
3240EM Total						724,010	565,768	535,202
3241EM	ARIZONA	KATRINA	9/12/2005	2-INFRASTRUCTURE	416X-PUBLIC ASSISTANCE	5,292,410	5,292,115	5,196,293
				2-INFRASTRUCTURE Total		5,292,410	5,292,115	5,196,293
				5-ADMINISTRATION	11XX-SALARIES & BENEFITS	76,680	86,237	86,237
					21XX-TRAVEL	180,758	179,825	171,460
					22XX-TRANSPORTION			
					23XX-RENT, COMM, UTILITIES			
					24XX-PRINT & REPRO			
					2501-MISSIONS-FOS	2,000,000	2,000,000	181
					26XX-SUPPLIES & MATERIALS			
				5-ADMINISTRATION Total		2,257,438	2,266,062	257,877
3241EM Total						7,549,848	7,558,177	5,454,170
3242EM	MINNESOTA	KATRINA	9/13/2005	2-INFRASTRUCTURE	416X-PUBLIC ASSISTANCE	15,000,000	3,893,657	1,433,962
				2-INFRASTRUCTURE Total		15,000,000	3,893,657	1,433,962
				5-ADMINISTRATION	11XX-SALARIES & BENEFITS	11,150		
					21XX-TRAVEL	13,300	1,927	1,905
					22XX-TRANSPORTION			
					23XX-RENT, COMM, UTILITIES			
					24XX-PRINT & REPRO			
					26XX-SUPPLIES & MATERIALS			
				5-ADMINISTRATION Total		24,450	1,927	1,905
3242EM Total						15,024,450	3,895,584	1,435,868
3243EM	NEVADA	KATRINA	9/13/2005	2-INFRASTRUCTURE	416X-PUBLIC ASSISTANCE	1,000,000	705,623	537,438
				2-INFRASTRUCTURE Total		1,000,000	705,623	537,438
				5-ADMINISTRATION	11XX-SALARIES & BENEFITS	102,420	107,630	107,630
					21XX-TRAVEL	214,799	202,088	191,403
					22XX-TRANSPORTION			
					23XX-RENT, COMM, UTILITIES			
					24XX-PRINT & REPRO			
					26XX-SUPPLIES & MATERIALS			
				5-ADMINISTRATION Total		317,219	309,718	299,034
3243EM Total						1,317,219	1,015,341	836,472
3244EM	IDAHO	KATRINA	9/13/2005	2-INFRASTRUCTURE	416X-PUBLIC ASSISTANCE	643,377	643,370	143,336
				2-INFRASTRUCTURE Total		643,377	643,370	143,336
				5-ADMINISTRATION	11XX-SALARIES & BENEFITS	20,700	5,965	5,965
					21XX-TRAVEL	15,000	4,904	3,894
					22XX-TRANSPORTION			
					23XX-RENT, COMM, UTILITIES			
					24XX-PRINT & REPRO			
					26XX-SUPPLIES & MATERIALS			
				5-ADMINISTRATION Total		35,700	10,869	9,860
3244EM Total						679,077	654,239	153,195
3245EM	NEBRASKA	KATRINA	9/13/2005	2-INFRASTRUCTURE	416X-PUBLIC ASSISTANCE	210,100	210,100	133,946
				2-INFRASTRUCTURE Total		210,100	210,100	133,946
				5-ADMINISTRATION	11XX-SALARIES & BENEFITS			
					21XX-TRAVEL	1,302	1,302	1,302
					22XX-TRANSPORTION			

PROG CODE	STATE NAME	EVENT NAME	DECLARED	PROGRAM AREA	PROGRAM NAME	ALLOCATIONS	OBLIGATIONS	EXPENDITURES
					23XX-RENT, COMM, UTILITIES			
					24XX-PRINT & REPRO			
					26XX-SUPPLIES & MATERIALS			
				5-ADMINISTRATION Total		1,302	1,302	1,302
3245EM Total								
3246EM	CONNECTICUT	KATRINA	9/13/2005	2-INFRASTRUCTURE	416X-PUBLIC ASSISTANCE	1,000,000	684,199	
				2-INFRASTRUCTURE Total		1,000,000	684,199	135,248
				5-ADMINISTRATION	11XX-SALARIES & BENEFITS	23,373	17,516	17,516
					21XX-TRAVEL	19,928	19,928	6,209
					22XX-TRANSPORTION			
					23XX-RENT, COMM, UTILITIES			
					24XX-PRINT & REPRO			
					26XX-SUPPLIES & MATERIALS			
				5-ADMINISTRATION Total		43,301	37,443	23,725
3246EM Total								
3247EM	NORTH DAKOTA	KATRINA	9/13/2005	2-INFRASTRUCTURE	416X-PUBLIC ASSISTANCE	23,747	23,747	
				2-INFRASTRUCTURE Total		23,747	23,747	
				5-ADMINISTRATION	11XX-SALARIES & BENEFITS	20,700	9,037	9,037
					21XX-TRAVEL	17,053	17,052	16,689
					22XX-TRANSPORTION	500		
					23XX-RENT, COMM, UTILITIES			
					24XX-PRINT & REPRO			
					25XX-OTHER SERVICES	1,233	1,233	
					26XX-SUPPLIES & MATERIALS	2,500		
				5-ADMINISTRATION Total		41,985	27,322	25,726
3247EM Total								
3248EM	CALIFORNIA	KATRINA	9/13/2005	2-INFRASTRUCTURE	416X-PUBLIC ASSISTANCE	200,000	1,289	
				2-INFRASTRUCTURE Total		200,000	1,289	
				5-ADMINISTRATION	11XX-SALARIES & BENEFITS	338,820	367,225	367,225
					21XX-TRAVEL	364,500	335,455	322,531
					22XX-TRANSPORTION			
					23XX-RENT, COMM, UTILITIES			
					24XX-PRINT & REPRO			
					26XX-SUPPLIES & MATERIALS			
				5-ADMINISTRATION Total		703,320	702,681	689,757
3248EM Total								
3249EM	WISCONSIN	KATRINA	9/13/2005	2-INFRASTRUCTURE	416X-PUBLIC ASSISTANCE	3,501,228	2,970,100	874,747
				2-INFRASTRUCTURE Total		3,501,228	2,970,100	874,747
				5-ADMINISTRATION	11XX-SALARIES & BENEFITS	11,437	1,137	1,137
					21XX-TRAVEL	13,300	88	88
					22XX-TRANSPORTION			
					23XX-RENT, COMM, UTILITIES			
					24XX-PRINT & REPRO			
					26XX-SUPPLIES & MATERIALS			
				5-ADMINISTRATION Total		24,737	1,225	1,225
3249EM Total								
3250EM	OHIO	KATRINA	9/13/2005	2-INFRASTRUCTURE	416X-PUBLIC ASSISTANCE	2,518,180	2,499,922	1,892,189
				2-INFRASTRUCTURE Total		2,518,180	2,499,922	1,892,189
				5-ADMINISTRATION	11XX-SALARIES & BENEFITS	12,050		
					21XX-TRAVEL	13,300		
					22XX-TRANSPORTION			
					23XX-RENT, COMM, UTILITIES			
					24XX-PRINT & REPRO			
					26XX-SUPPLIES & MATERIALS			
				5-ADMINISTRATION Total		25,350		
3250EM Total								
3251EM	MARYLAND	KATRINA	9/13/2005	2-INFRASTRUCTURE	416X-PUBLIC ASSISTANCE	1,637,550	1,566,521	1,354,834
				2-INFRASTRUCTURE Total		1,637,550	1,566,521	1,354,834
				5-ADMINISTRATION	11XX-SALARIES & BENEFITS	44,214	28,479	28,479
					21XX-TRAVEL	62,112	54,443	54,443
					22XX-TRANSPORTION			
					23XX-RENT, COMM, UTILITIES			
					24XX-PRINT & REPRO			
					26XX-SUPPLIES & MATERIALS			
				5-ADMINISTRATION Total		106,326	82,921	82,921
3251EM Total								
						1,743,876	1,649,442	1,437,755

PROG CODE	STATE NAME	EVENT NAME	DECLARED	PROGRAM AREA	PROGRAM NAME	ALLOCATIONS	OBLIGATIONS	EXPENDITURES
3252EM	MASSACHUSETTS	KATRINA	9/13/2005	2-INFRASTRUCTURE	416X-PUBLIC ASSISTANCE	5,900,000	5,855,581	5,527,782
				2-INFRASTRUCTURE Total		5,900,000	5,855,581	5,527,782
				5-ADMINISTRATION	11XX-SALARIES & BENEFITS	300,080	295,472	295,472
					21XX-TRAVEL	165,166	163,837	146,808
					22XX-TRANSPORTION	1,000	1,000	1,000
					23XX-RENT, COMM, UTILITIES			
					24XX-PRINT & REPRO			
					26XX-SUPPLIES & MATERIALS			
5-ADMINISTRATION Total		466,246	460,310	443,281				
3252EM Total		6,366,246	6,315,890	5,971,063				
3253EM	MONTANA	KATRINA	9/13/2005	2-INFRASTRUCTURE	416X-PUBLIC ASSISTANCE	400,000	397,372	117,846
				2-INFRASTRUCTURE Total		400,000	397,372	117,846
				5-ADMINISTRATION	11XX-SALARIES & BENEFITS	26,452	22,410	22,410
					21XX-TRAVEL	13,904	13,507	12,207
					22XX-TRANSPORTION			
					23XX-RENT, COMM, UTILITIES			
					24XX-PRINT & REPRO			
					26XX-SUPPLIES & MATERIALS			
5-ADMINISTRATION Total		42,856	35,917	34,617				
3253EM Total		442,856	433,289	152,463				
3255EM	RHODE ISLAND	KATRINA	9/19/2005	2-INFRASTRUCTURE	416X-PUBLIC ASSISTANCE	1,500,000	1,131,503	927,088
				2-INFRASTRUCTURE Total		1,500,000	1,131,503	927,088
				5-ADMINISTRATION	11XX-SALARIES & BENEFITS	10,916	10,383	10,383
					21XX-TRAVEL	13,792	13,792	8,085
					22XX-TRANSPORTION			
					23XX-RENT, COMM, UTILITIES			
					24XX-PRINT & REPRO			
					26XX-SUPPLIES & MATERIALS			
5-ADMINISTRATION Total		24,708	24,175	18,468				
3255EM Total		1,524,708	1,155,679	945,557				
3256EM	MAINE	KATRINA	9/19/2005	2-INFRASTRUCTURE	416X-PUBLIC ASSISTANCE	100,000	51,276	51,276
				2-INFRASTRUCTURE Total		100,000	51,276	51,276
				5-ADMINISTRATION	11XX-SALARIES & BENEFITS			
					21XX-TRAVEL	6,000	6,000	179
					22XX-TRANSPORTION			
					23XX-RENT, COMM, UTILITIES			
					24XX-PRINT & REPRO			
					26XX-SUPPLIES & MATERIALS			
5-ADMINISTRATION Total		6,000	6,000	179				
3256EM Total		106,000	57,276	51,456				
3257EM	NEW JERSEY	KATRINA	9/19/2005	2-INFRASTRUCTURE	416X-PUBLIC ASSISTANCE	120,026	120,026	116,692
				2-INFRASTRUCTURE Total		120,026	120,026	116,692
				5-ADMINISTRATION	11XX-SALARIES & BENEFITS	62,651	53,338	53,338
					21XX-TRAVEL	18,466	7,948	7,349
					22XX-TRANSPORTION	200	200	158
					23XX-RENT, COMM, UTILITIES			
					24XX-PRINT & REPRO			
					26XX-SUPPLIES & MATERIALS			
5-ADMINISTRATION Total		81,317	61,486	60,846				
3257EM Total		201,343	181,512	177,538				
3258EM	NEW HAMPSHIRE	KATRINA	9/19/2005	2-INFRASTRUCTURE	416X-PUBLIC ASSISTANCE	100,000	9,887	9,887
				2-INFRASTRUCTURE Total		100,000	9,887	9,887
				5-ADMINISTRATION	11XX-SALARIES & BENEFITS			
					21XX-TRAVEL	6,000	6,000	626
					22XX-TRANSPORTION			
					23XX-RENT, COMM, UTILITIES			
					24XX-PRINT & REPRO			
					26XX-SUPPLIES & MATERIALS			
5-ADMINISTRATION Total		6,000	6,000	626				
3258EM Total		106,000	15,887	10,513				
3259EM	FLORIDA	RITA	9/20/2005	2-INFRASTRUCTURE	416X-PUBLIC ASSISTANCE	9,100,000	8,934,900	5,203,714
				2-INFRASTRUCTURE Total		9,100,000	8,934,900	5,203,714
				4-OPERATIONS	2508-MISSIONS-DFA	10,000	10,000	
				4-OPERATIONS Total		10,000	10,000	
				5-ADMINISTRATION	11XX-SALARIES & BENEFITS	19,741	19,741	19,741
	21XX-TRAVEL	25,060	25,060	25,060				

PROG CODE	STATE NAME	EVENT NAME	DECLARED	PROGRAM AREA	PROGRAM NAME	ALLOCATIONS	OBLIGATIONS	EXPENDITURES
					22XX-TRANSPORTION 23XX-RENT, COMM, UTILITIES 24XX-PRINT & REPRO 2501-MISSIONS-FOS 26XX-SUPPLIES & MATERIALS	1,236,000	1,236,000	24,459
				5-ADMINISTRATION Total		1,280,801	1,280,801	69,260
3259EM Total						10,390,801	10,225,700	5,272,973
3260EM	LOUISIANA	RITA	9/21/2005	2-INFRASTRUCTURE	416X-PUBLIC ASSISTANCE			
				2-INFRASTRUCTURE Total				
				4-OPERATIONS	2508-MISSIONS-DFA	100,000	100,000	
				4-OPERATIONS Total		100,000	100,000	
				5-ADMINISTRATION	11XX-SALARIES & BENEFITS 21XX-TRAVEL 22XX-TRANSPORTION 23XX-RENT, COMM, UTILITIES 24XX-PRINT & REPRO 2501-MISSIONS-FOS 26XX-SUPPLIES & MATERIALS	175,000	175,000	
				5-ADMINISTRATION Total		175,000	175,000	
3260EM Total						275,000	275,000	
3261EM	TEXAS	RITA	9/21/2005	2-INFRASTRUCTURE	416X-PUBLIC ASSISTANCE	6,015,000	5,997,920	5,669,301
				2-INFRASTRUCTURE Total		6,015,000	5,997,920	5,669,301
				4-OPERATIONS	2508-MISSIONS-DFA	5,000,000	5,000,000	
				4-OPERATIONS Total		5,000,000	5,000,000	
				5-ADMINISTRATION	11XX-SALARIES & BENEFITS 21XX-TRAVEL 22XX-TRANSPORTION 23XX-RENT, COMM, UTILITIES 24XX-PRINT & REPRO 2501-MISSIONS-FOS 25XX-OTHER SERVICES 26XX-SUPPLIES & MATERIALS 31XX-EQUIPMENT	18,793 13,238 50,000 20,000 88,865,632 1,165,737 591,787 1,363,983	18,793 13,238 50,000 20,000 88,865,632 1,165,737 591,787 1,363,983	18,793 13,238 4,733 20,000 4,537,907 575,022 397,723 1,312,357
				5-ADMINISTRATION Total		92,089,171	92,089,171	6,879,774
3261EM Total						103,104,171	103,087,091	12,549,075
3262EM	NEW YORK	KATRINA	9/30/2005	2-INFRASTRUCTURE	416X-PUBLIC ASSISTANCE	2,259,214	1,644,588	1,506,239
				2-INFRASTRUCTURE Total		2,259,214	1,644,588	1,506,239
				5-ADMINISTRATION	11XX-SALARIES & BENEFITS 21XX-TRAVEL 22XX-TRANSPORTION	273,100 80,800 200	232,046 77,680 200	232,046 70,403 200
				5-ADMINISTRATION Total		354,100	309,925	302,649
3262EM Total						2,613,314	1,954,514	1,808,888
3263EM	DELAWARE	KATRINA	9/30/2005	2-INFRASTRUCTURE	416X-PUBLIC ASSISTANCE	101,941	100,286	95,419
				2-INFRASTRUCTURE Total		101,941	100,286	95,419
				5-ADMINISTRATION	11XX-SALARIES & BENEFITS 21XX-TRAVEL	45,400 3,500	443 443	443 443
				5-ADMINISTRATION Total		48,900	443	443
3263EM Total						150,841	100,729	95,862
Grand Total						38,060,864,564	36,283,279,922	22,769,542,274

FINANCIAL INFORMATION TOOL
FOR HURRICANE KATRINA, RITA, & WILMA DECLARATIONS ONLY
MISSION ASSIGNMENTS ONLY

AS OF 09-13-2006

AGENCY	OBLIGATIONS	EXPENDITURES
AID	17,354,000	30,024
APHIS	400,000	
ARC	50,000	11,159
BIA	317,600	
BTS	200,000	
BUREC	2,089,000	763,448
CBP	42,957,949	6,226,284
CDC	17,423,500	
CIA	200,000	
CNCS	4,374,126	12,597
COE-LRD	2,522	2,522
COE-MVD	4,188,701,516	926,387,024
COE-NAD		
COE-SAD	474,676,445	97,303,895
COE-SWD	267,918,900	193,528,593
DHSOIG	200,000	
DHUD	83,042,680	16,538,607
DOC	1,700,000	409,820
DOD	1,020,486,169	344,927,154
DOE	357,026	52,026
DOED	205,000	
DOI	1,387,784	93,213
DOL	314,946	14,946
DOS	55,000	
DOT	555,623,270	320,767,756
EEOC	333,672	
EPA	353,616,030	10,284,694
FAA		
FCC	200,000	
FCSIC	200,000	
FLETC	460,103	459,381
FMSHRC	200,000	
FNS	20,000	
FPS	232,093,701	62,381,080
GSA	79,017,018	2,018,638

AGENCY	OBLIGATIONS	EXPENDITURES
HHS	249,354,997	2,745,266
IAIP	214,000	
ICE	36,417,200	266,152
MSPB		
NAR	880,380	
NASA	541,500	
NCPC	7,469	7,469
NCS	13,220,685	274,875
NCUA		
NGA	1,380,000	5,714
NLRB	240,000	215,543
NOAA	5,155,000	
NPS	157,000	
NRC	200,000	
NSF	200,000	
OCFO	210,000	
OPM	769,564	
OSHA	21,625,000	3,493,729
OSLGCP	200,000	
RRB	5,419	5,419
S&T	100,000	
SBA	200,000	
SCS	11,800	
SEC	2,000	
SSA	1,042,509	817,397
TREAS	2,790,650	65,863
TSA	455,000	
TVA	11,941,130	7,235,211
USCG	443,418,501	13,060,913
USCIS	910,000	
USDA	19,360,500	73,288
USDJ	55,794,600	6,787,157
USFS	365,165,972	10,590,180
USFWS		
USGS	492,351	
USPC	5,697,217	546,985
USPHS		
USPS	1,126,889	129,208
USSS	8,800	
VA	10,075,000	
Grand Total	8,595,549,092	2,028,533,228

**FINANCIAL INFORMATION TOOL
FOR HURRICANE KATRINA, RITA, & WILMA DECLARATIONS ONLY
MISSION ASSIGNMENTS ONLY
AS OF 09-13-2006**

PROG CODE	STATE NAME	EVENT NAME	AGENCY	PROGRAM NAME	OBLIGATIONS	EXPENDITURES
1602DR	FLORIDA	KATRINA	CBP	2501-MISSIONS-FOS	11,447,424	6,226,284
			COE-SAD	2501-MISSIONS-FOS	335,000	43,895
			DOD	2501-MISSIONS-FOS	100,000	
			DOE	2501-MISSIONS-FOS	10,000	
			DOT	2501-MISSIONS-FOS	2,018,500	1,004,749
			EPA	2501-MISSIONS-FOS	20,000	
			GSA	2501-MISSIONS-FOS	155,000	
			HHS	2501-MISSIONS-FOS	365,000	
			NCS	2501-MISSIONS-FOS	10,000	
			USCG	2501-MISSIONS-FOS	1	
			USDA	2501-MISSIONS-FOS	10,000	
				2507-MISSIONS-TA	10,000	
				USFS	2501-MISSIONS-FOS	725,000
1602DR Total					15,205,925	7,286,337
1603DR	LOUISIANA	KATRINA	APHIS	2501-MISSIONS-FOS	368,000	
				2508-MISSIONS-DFA	12,000	
			ARC	2501-MISSIONS-FOS	50,000	11,159
			BUREC	2501-MISSIONS-FOS	1,089,000	763,448
			CBP	2501-MISSIONS-FOS	16,005,525	
			CDC	2508-MISSIONS-DFA	17,423,500	
			CNCS	2501-MISSIONS-FOS	1,524,626	
			COE-MVD	2501-MISSIONS-FOS	47,434,364	6,626,858
				2507-MISSIONS-TA	5,500,000	1,671,901
				2508-MISSIONS-DFA	2,121,257,000	454,647,769
			DHUD	2501-MISSIONS-FOS	3,695,000	1,809,847
				2508-MISSIONS-DFA	79,000,000	14,600,831
			DOC	2501-MISSIONS-FOS	150,000	
			DOD	2501-MISSIONS-FOS	111,197,000	25,439,587
				2507-MISSIONS-TA	384,500	
				2508-MISSIONS-DFA	28,684,427	5,185,986
			DOE	2501-MISSIONS-FOS	80,000	
			DOED	2508-MISSIONS-DFA		
			DOI	2501-MISSIONS-FOS	359,000	
			DOL	2501-MISSIONS-FOS		
			DOS	2501-MISSIONS-FOS	55,000	
			DOT	2501-MISSIONS-FOS	58,366,032	18,171,467
				2508-MISSIONS-DFA	299,190,095	178,436,381
			EPA	2501-MISSIONS-FOS	22,517,000	
				2507-MISSIONS-TA	2,500,000	
				2508-MISSIONS-DFA	197,000,000	
			FNS	2501-MISSIONS-FOS	20,000	
			FPS	2501-MISSIONS-FOS	156,783,020	61,833,932
				2507-MISSIONS-TA		
				2508-MISSIONS-DFA		
			GSA	2501-MISSIONS-FOS	2,949,500	64,864
				2508-MISSIONS-DFA		
			HHS	2501-MISSIONS-FOS	615,000	
2507-MISSIONS-TA	30,000					
2508-MISSIONS-DFA	82,686,997					

PROG CODE	STATE NAME	EVENT NAME	AGENCY	PROGRAM NAME	OBLIGATIONS	EXPENDITURES
			ICE	2501-MISSIONS-FOS	12,405,000	
				2508-MISSIONS-DFA	18,500,000	
			NAR	2508-MISSIONS-DFA	855,380	
			NASA	2501-MISSIONS-FOS	91,500	
			NCS	2501-MISSIONS-FOS	3,900,000	275,024
				2508-MISSIONS-DFA	1,000,000	
			NGA	2501-MISSIONS-FOS	520,000	
			NOAA	2501-MISSIONS-FOS	1,750,000	
			OCFO	2501-MISSIONS-FOS	10,000	
			OSHA	2501-MISSIONS-FOS	525,000	
			SBA	2501-MISSIONS-FOS		
			TREAS	2501-MISSIONS-FOS	160,000	
			TVA	2501-MISSIONS-FOS	1,937,772	1,141,484
				2508-MISSIONS-DFA		
			USCG	2501-MISSIONS-FOS	3,275,000	411,709
				2507-MISSIONS-TA	37,500	
				2508-MISSIONS-DFA	165,000,000	11,378,086
			USDA	2501-MISSIONS-FOS	1,176,000	
				2508-MISSIONS-DFA	10,000,000	
			USDJ	2501-MISSIONS-FOS	2,764,600	127,136
				2507-MISSIONS-TA	150,000	
				2508-MISSIONS-DFA	45,313,000	6,487,044
			USFS	2501-MISSIONS-FOS	138,087,216	8,706,450
				2508-MISSIONS-DFA		
			USGS	2501-MISSIONS-FOS	250,000	
			USPHS	2501-MISSIONS-FOS		
			USPS	2501-MISSIONS-FOS	83,270	83,270
			VA	2501-MISSIONS-FOS	50,000	
1603DR Total					3,664,767,824	797,874,234
1604DR	MISSISSIPPI	KATRINA	AID	2501-MISSIONS-FOS	17,314,000	27,197
			BTS	2501-MISSIONS-FOS	200,000	
			CBP	2501-MISSIONS-FOS	3,505,000	
				2508-MISSIONS-DFA		
			CNCS	2501-MISSIONS-FOS	7,500	
				2508-MISSIONS-DFA	1,008,000	1,016
			COE-LRD	2501-MISSIONS-FOS	2,522	2,522
			COE-MVD	2501-MISSIONS-FOS	454,775,740	121,037,409
				2507-MISSIONS-TA	243,256	129,809
				2508-MISSIONS-DFA	1,271,755,595	231,767,745
			COE-SAD	2501-MISSIONS-FOS		
			DHSOIG	2501-MISSIONS-FOS	200,000	
			DHUD	2501-MISSIONS-FOS	127,680	67,653
			DOC	2501-MISSIONS-FOS	1,300,000	409,820
				2507-MISSIONS-TA	50,000	
			DOD	2501-MISSIONS-FOS	770,190,415	304,502,875
				2508-MISSIONS-DFA	54,950,345	4,125,268
			DOE	2501-MISSIONS-FOS	122,026	52,026
			DOED	2501-MISSIONS-FOS	205,000	
			DOI	2501-MISSIONS-FOS	995,400	93,213
			DOL	2501-MISSIONS-FOS	314,946	14,946
			DOS	2501-MISSIONS-FOS		
			DOT	2501-MISSIONS-FOS	65,011,314	44,362,610
				2507-MISSIONS-TA	50,000	
				2508-MISSIONS-DFA	3,353,213	
			EEOC	2501-MISSIONS-FOS	333,672	

PROG CODE	STATE NAME	EVENT NAME	AGENCY	PROGRAM NAME	OBLIGATIONS	EXPENDITURES
			EPA	2501-MISSIONS-FOS	2,529,200	749,562
				2507-MISSIONS-TA	12,300,000	1,543,423
				2508-MISSIONS-DFA	55,500,000	6,805,793
			FAA	2501-MISSIONS-FOS		
			FCC	2501-MISSIONS-FOS	200,000	
			FCSIC	2501-MISSIONS-FOS	200,000	
			FLETC	2501-MISSIONS-FOS	460,103	459,381
			FMSHRC	2501-MISSIONS-FOS	200,000	
			FPS	2501-MISSIONS-FOS	28,452,767	324,052
				2508-MISSIONS-DFA	700,000	168,611
			GSA	2501-MISSIONS-FOS	60,352,018	1,168,098
				2508-MISSIONS-DFA		
			HHS	2501-MISSIONS-FOS	695,000	
				2507-MISSIONS-TA	207,500	
				2508-MISSIONS-DFA	64,815,500	2,745,266
			IAIP	2501-MISSIONS-FOS	214,000	
			ICE	2501-MISSIONS-FOS	5,012,200	266,152
			MSPB	2501-MISSIONS-FOS		
			NAR	2501-MISSIONS-FOS	25,000	
			NASA	2501-MISSIONS-FOS	400,000	
				2508-MISSIONS-DFA	50,000	
			NCPC	2501-MISSIONS-FOS	7,469	7,469
			NCS	2501-MISSIONS-FOS	2,325,000	
				2508-MISSIONS-DFA		
			NCUA	2501-MISSIONS-FOS		
			NGA	2501-MISSIONS-FOS	170,000	5,714
			NLRB	2501-MISSIONS-FOS	240,000	215,543
			NOAA	2501-MISSIONS-FOS		
				2508-MISSIONS-DFA	500,000	
			NPS	2507-MISSIONS-TA	157,000	
			NRC	2501-MISSIONS-FOS	200,000	
			NSF	2501-MISSIONS-FOS	200,000	
			OCFO	2501-MISSIONS-FOS	200,000	
			OPM	2501-MISSIONS-FOS	769,564	
			OSHA	2501-MISSIONS-FOS	21,100,000	3,493,729
			OSLGCP	2501-MISSIONS-FOS	200,000	
			RRB	2501-MISSIONS-FOS	5,419	5,419
			S&T	2501-MISSIONS-FOS	100,000	
			SBA	2501-MISSIONS-FOS	200,000	
			SCS	2501-MISSIONS-FOS	11,800	
			SEC	2501-MISSIONS-FOS	2,000	
			SSA	2501-MISSIONS-FOS	842,509	817,397
			TREAS	2501-MISSIONS-FOS	2,370,650	31,218
			TSA	2501-MISSIONS-FOS	455,000	
			TVA	2501-MISSIONS-FOS	3,287,735	1,624,404
			USCG	2501-MISSIONS-FOS	13,970,000	932,341
				2508-MISSIONS-DFA	232,000,000	554
			USCIS	2501-MISSIONS-FOS	910,000	
			USDA	2501-MISSIONS-FOS	112,000	61,924
				2507-MISSIONS-TA	12,500	
				2508-MISSIONS-DFA	1,200,000	1,674
			USDJ	2501-MISSIONS-FOS	2,655,000	40,668
				2508-MISSIONS-DFA	4,867,000	132,310
			USFS	2501-MISSIONS-FOS	8,495,000	279,680
				2507-MISSIONS-TA	50,000	

PROG CODE	STATE NAME	EVENT NAME	AGENCY	PROGRAM NAME	OBLIGATIONS	EXPENDITURES
				2508-MISSIONS-DFA	5,500,000	8,312
			USGS	2501-MISSIONS-FOS	125,300	
			USPC	2501-MISSIONS-FOS	4,697,217	546,985
			USPS	2501-MISSIONS-FOS	43,619	28,619
			USSS	2501-MISSIONS-FOS	8,800	
			VA	2501-MISSIONS-FOS	25,000	
1604DR Total					3,186,344,494	729,058,405
1605DR	ALABAMA	KATRINA	AID	2501-MISSIONS-FOS	40,000	2,827
			CNCS	2508-MISSIONS-DFA	450,000	11,581
			COE-SAD	2501-MISSIONS-FOS	30,300,000	11,893,815
				2508-MISSIONS-DFA	151,000,000	56,542,356
			DHUD	2501-MISSIONS-FOS		
			DOD	2501-MISSIONS-FOS	2,669,482	12,201
			DOE	2501-MISSIONS-FOS	10,000	
			DOS	2501-MISSIONS-FOS		
			DOT	2501-MISSIONS-FOS	24,057,500	13,416,940
			EPA	2501-MISSIONS-FOS	10,000	4,164
				2507-MISSIONS-TA	3,000,000	160,530
				2508-MISSIONS-DFA	17,000,000	1,007,719
			FPS	2501-MISSIONS-FOS	5,452,500	54,485
			GSA	2501-MISSIONS-FOS	11,260,000	591,517
			HHS	2501-MISSIONS-FOS	50,000	
				2508-MISSIONS-DFA		
			NCS	2501-MISSIONS-FOS	73,000	
			TREAS	2501-MISSIONS-FOS	180,000	34,645
			TVA	2501-MISSIONS-FOS	3,457,622	2,419,053
			USCG	2501-MISSIONS-FOS	2,275,000	338,223
				2508-MISSIONS-DFA		
			USDA	2501-MISSIONS-FOS	20,000	
			USFS	2501-MISSIONS-FOS	1,260,000	22,030
			USGS	2501-MISSIONS-FOS	70,500	
			USPS	2501-MISSIONS-FOS	1,000,000	17,319
1605DR Total					253,635,605	86,529,405
1606DR	TEXAS	RITA	ARC	2501-MISSIONS-FOS		
			BIA	2508-MISSIONS-DFA	317,600	
			CNCS	2508-MISSIONS-DFA	224,000	
			COE-MVD	2507-MISSIONS-TA	50,000	
			COE-SWD	2501-MISSIONS-FOS	41,888,900	18,728,354
				2507-MISSIONS-TA	100,000	10,594
				2508-MISSIONS-DFA	215,350,000	174,313,328
			DHUD	2501-MISSIONS-FOS	120,000	60,276
			DOD	2501-MISSIONS-FOS	23,100,000	20,676
				2508-MISSIONS-DFA	2,810,000	
			DOE	2501-MISSIONS-FOS	50,000	
			DOI	2501-MISSIONS-FOS	5,000	
			DOT	2501-MISSIONS-FOS	30,480,742	21,800,960
			EPA	2501-MISSIONS-FOS	10,000	
			FPS	2501-MISSIONS-FOS	7,668,817	
			GSA	2501-MISSIONS-FOS	30,000	27,920
			HHS	2501-MISSIONS-FOS	21,000,000	
			NCS	2501-MISSIONS-FOS	340,000	(150)
			NGA	2501-MISSIONS-FOS	690,000	
			NOAA	2501-MISSIONS-FOS	2,790,000	
			TREAS	2501-MISSIONS-FOS	70,000	
			TVA	2501-MISSIONS-FOS	2,080,000	1,478,426

PROG CODE	STATE NAME	EVENT NAME	AGENCY	PROGRAM NAME	OBLIGATIONS	EXPENDITURES
			USCG	2501-MISSIONS-FOS	100,000	
				2508-MISSIONS-DFA	8,000,000	
			USDA	2501-MISSIONS-FOS	280,000	
				2508-MISSIONS-DFA	650,000	
			USFS	2501-MISSIONS-FOS	124,050,000	473,685
			USGS	2501-MISSIONS-FOS		
			USPC	2501-MISSIONS-FOS	1,000,000	
		VA	2508-MISSIONS-DFA	10,000,000		
1606DR Total					493,255,059	216,914,069
1607DR	LOUISIANA	RITA	BUREC	2501-MISSIONS-FOS	1,000,000	
			CDC	2501-MISSIONS-FOS		
			COE-MVD	2501-MISSIONS-FOS	1,675,000	977,993
				2507-MISSIONS-TA	600,000	284,035
				2508-MISSIONS-DFA	285,250,000	109,187,100
			DOD	2501-MISSIONS-FOS		
				2508-MISSIONS-DFA	11,000,000	1,576,361
			DOT	2501-MISSIONS-FOS	25,110,000	17,713,668
				2508-MISSIONS-DFA	2,500,000	1,436,624
			EPA	2508-MISSIONS-DFA	39,500,000	
			FPS	2501-MISSIONS-FOS	5,000,000	
			GSA	2501-MISSIONS-FOS	525,500	37,964
			HHS	2508-MISSIONS-DFA	20,100,000	
			NCS	2501-MISSIONS-FOS	5,002,685	
			TREAS	2501-MISSIONS-FOS	10,000	
			USCG	2508-MISSIONS-DFA	18,400,000	
			USDA	2508-MISSIONS-DFA	5,500,000	
			USFS	2508-MISSIONS-DFA	35,000,000	205,711
			USGS	2508-MISSIONS-DFA	36,000	
1607DR Total					456,209,185	131,419,456
1609DR	FLORIDA	WILMA	CIA	2501-MISSIONS-FOS	200,000	
			CNCS	2508-MISSIONS-DFA	1,160,000	
			COE-SAD	2501-MISSIONS-FOS	69,936,445	10,843,231
				2507-MISSIONS-TA	600,000	318,426
				2508-MISSIONS-DFA	222,350,000	17,637,713
			DOC	2501-MISSIONS-FOS	200,000	
			DOD	2501-MISSIONS-FOS	2,650,000	859,035
				2508-MISSIONS-DFA	900,000	6,277
			DOE	2501-MISSIONS-FOS	55,000	
			DOI	2508-MISSIONS-DFA	28,384	
			DOT	2501-MISSIONS-FOS	35,249,501	21,468,628
			EPA	2501-MISSIONS-FOS	40,000	4,264
				2507-MISSIONS-TA	100,000	3,050
				2508-MISSIONS-DFA	300,000	
			FPS	2501-MISSIONS-FOS	19,871,512	
				2508-MISSIONS-DFA	150,000	
			GSA	2501-MISSIONS-FOS	130,000	41,142
			HHS	2501-MISSIONS-FOS	1,230,000	
				2508-MISSIONS-DFA	8,165,000	
			NCS	2501-MISSIONS-FOS	40,000	
				2508-MISSIONS-DFA		
			NOAA	2508-MISSIONS-DFA	115,000	
			NPS	2501-MISSIONS-FOS		
			SSA	2501-MISSIONS-FOS	200,000	
			USCG	2501-MISSIONS-FOS	50,000	
				2508-MISSIONS-DFA	70,000	

PROG CODE	STATE NAME	EVENT NAME	AGENCY	PROGRAM NAME	OBLIGATIONS	EXPENDITURES
			USDA	2501-MISSIONS-FOS	330,000	
			USDJ	2501-MISSIONS-FOS	45,000	
			USFS	2501-MISSIONS-FOS	5,580,000	638,928
			USFWS	2501-MISSIONS-FOS		
			USGS	2501-MISSIONS-FOS	2,500	
1609DR Total					369,748,342	51,820,694
3212EM	LOUISIANA	KATRINA	DOD	2501-MISSIONS-FOS	250,000	
			DOT	2501-MISSIONS-FOS	6,120,000	134,840
			GSA	2501-MISSIONS-FOS		
				2508-MISSIONS-DFA	1,500,000	2,096
			NCS	2501-MISSIONS-FOS		
3212EM Total					7,870,000	136,936
3213EM	MISSISSIPPI	KATRINA	COE-MVD	2501-MISSIONS-FOS	160,561	56,405
			COE-SAD	2501-MISSIONS-FOS		
			DOD	2501-MISSIONS-FOS	10,000	8,103
			DOE	2501-MISSIONS-FOS	20,000	
			DOT	2501-MISSIONS-FOS	52,400	16,915
			EPA	2501-MISSIONS-FOS	10,000	6,189
			FPS	2501-MISSIONS-FOS	188,608	
			GSA	2501-MISSIONS-FOS	1,760,000	69,713
			HHS	2501-MISSIONS-FOS	50,000	
			NCS	2501-MISSIONS-FOS	10,000	
			TVA	2501-MISSIONS-FOS	288,000	
			USDA	2501-MISSIONS-FOS	20,000	9,690
			USFS	2501-MISSIONS-FOS	60,288	
3213EM Total					2,629,857	167,014
3214EM	ALABAMA	KATRINA	APHIS	2501-MISSIONS-FOS		
			COE-SAD	2501-MISSIONS-FOS		
			DOD	2501-MISSIONS-FOS		
			DOE	2501-MISSIONS-FOS		
			DOT	2501-MISSIONS-FOS		
			EPA	2501-MISSIONS-FOS		
				2507-MISSIONS-TA		
			FPS	2501-MISSIONS-FOS	31,478	
			GSA	2501-MISSIONS-FOS		
			HHS	2501-MISSIONS-FOS		
			NCS	2501-MISSIONS-FOS		
			TVA	2501-MISSIONS-FOS		
			USCG	2501-MISSIONS-FOS		
			USDA	2501-MISSIONS-FOS		
			USFS	2501-MISSIONS-FOS		
3214EM Total					31,478	
3215EM	ARKANSAS	KATRINA	DOT	2501-MISSIONS-FOS	50,000	
				2508-MISSIONS-DFA	500,000	
			FPS	2501-MISSIONS-FOS	460,000	
			GSA	2501-MISSIONS-FOS	60,000	7,452
			HHS	2501-MISSIONS-FOS	10,000	
				2508-MISSIONS-DFA	3,000,000	
3215EM Total					4,080,000	7,452
3216EM	TEXAS	KATRINA	CDC	2508-MISSIONS-DFA		
			DHUD	2501-MISSIONS-FOS	100,000	
			DOD	2501-MISSIONS-FOS	20,000	
				2508-MISSIONS-DFA		
			DOED	2501-MISSIONS-FOS		
			DOT	2501-MISSIONS-FOS	632,826	632,826

PROG CODE	STATE NAME	EVENT NAME	AGENCY	PROGRAM NAME	OBLIGATIONS	EXPENDITURES
				2508-MISSIONS-DFA	1,300,346	1,300,346
			FPS	2501-MISSIONS-FOS	7,000,000	
			GSA	2501-MISSIONS-FOS	285,000	7,872
			HHS	2501-MISSIONS-FOS	80,000	
				2508-MISSIONS-DFA	10,000,000	
			ICE	2501-MISSIONS-FOS	500,000	
			TVA	2501-MISSIONS-FOS	890,000	571,845
			USFS	2501-MISSIONS-FOS	5,000	
				2508-MISSIONS-DFA	22,498,468	243,792
			USGS	2508-MISSIONS-DFA	8,051	
3216EM Total					43,319,691	2,756,680
3217EM	TENNESSEE	KATRINA	HHS	2501-MISSIONS-FOS	2,000	
				2507-MISSIONS-TA	5,000	
			USDA	2501-MISSIONS-FOS		
3217EM Total					7,000	
3218EM	GEORGIA	KATRINA	HHS	2501-MISSIONS-FOS	52,000	
			USDA	2501-MISSIONS-FOS		
3218EM Total					52,000	
3222EM	NORTH CAROLINA	KATRINA	HHS	2501-MISSIONS-FOS	2,000	
			USDA	2501-MISSIONS-FOS		
3222EM Total					2,000	
3223EM	UTAH	KATRINA	GSA	2508-MISSIONS-DFA		
3223EM Total						
3224EM	COLORADO	KATRINA	GSA	2501-MISSIONS-FOS		
3224EM Total						
3231EM	KENTUCKY	KATRINA	HHS	2501-MISSIONS-FOS	2,000	
			USDA	2501-MISSIONS-FOS		
3231EM Total					2,000	
3232EM	MISSOURI	KATRINA	ARC	2501-MISSIONS-FOS		
3232EM Total						
3233EM	SOUTH CAROLINA	KATRINA	HHS	2501-MISSIONS-FOS	2,000	
			USDA	2501-MISSIONS-FOS		
3233EM Total					2,000	
3237EM	ALABAMA	KATRINA	HHS	2508-MISSIONS-DFA	1,000,000	
3237EM Total					1,000,000	
3241EM	ARIZONA	KATRINA	USFS	2501-MISSIONS-FOS	2,000,000	181
3241EM Total					2,000,000	181
3259EM	FLORIDA	RITA	APHIS	2501-MISSIONS-FOS	10,000	
				2508-MISSIONS-DFA	10,000	
			COE-NAD	2501-MISSIONS-FOS		
			COE-SAD	2501-MISSIONS-FOS	155,000	24,459
			DOD	2501-MISSIONS-FOS	255,000	
			DOE	2501-MISSIONS-FOS	10,000	
			DOT	2501-MISSIONS-FOS	10,000	
			EPA	2501-MISSIONS-FOS	10,000	
			FPS	2501-MISSIONS-FOS	10,000	
			GSA	2501-MISSIONS-FOS		
			HHS	2501-MISSIONS-FOS	10,000	
			NCS	2501-MISSIONS-FOS	10,000	
			USCG	2501-MISSIONS-FOS	16,000	
			USDA	2501-MISSIONS-FOS	10,000	
			USFS	2501-MISSIONS-FOS	730,000	
3259EM Total					1,246,000	24,459
3260EM	LOUISIANA	RITA	COE-MVD	2508-MISSIONS-DFA		
			DOD	2501-MISSIONS-FOS		

PROG CODE	STATE NAME	EVENT NAME	AGENCY	PROGRAM NAME	OBLIGATIONS	EXPENDITURES
				2508-MISSIONS-DFA		
			DOT	2508-MISSIONS-DFA		
			EPA	2501-MISSIONS-FOS	25,000	
			FPS	2501-MISSIONS-FOS	125,000	
				2508-MISSIONS-DFA	100,000	
			HHS	2508-MISSIONS-DFA		
			USCG	2501-MISSIONS-FOS	25,000	
3260EM Total					275,000	
3261EM	TEXAS	RITA	ARC	2501-MISSIONS-FOS		
			CBP	2501-MISSIONS-FOS	12,000,000	
			COE-SWD	2501-MISSIONS-FOS	5,580,000	476,318
				2508-MISSIONS-DFA	5,000,000	
			DOD	2501-MISSIONS-FOS	11,315,000	3,190,787
			DOT	2501-MISSIONS-FOS	1,570,802	870,802
			EPA	2501-MISSIONS-FOS	1,244,830	
			FPS	2501-MISSIONS-FOS	100,000	
			GSA	2501-MISSIONS-FOS	10,000	
			HHS	2501-MISSIONS-FOS	35,180,000	
			NCS	2501-MISSIONS-FOS	510,000	
			USCG	2501-MISSIONS-FOS	200,000	
			USDA	2501-MISSIONS-FOS	30,000	
			USFS	2501-MISSIONS-FOS	21,125,000	
3261EM Total					93,865,632	4,537,907
Grand Total					8,595,549,092	2,028,533,228

FINANCIAL INFORMATION TOOL

**SUMMARY OF ALL PUBLIC ASSISTANCE OBLIGATIONS FOR
NEW ORLEANS METROPOLITAN STATISTICAL AREA ONLY**

AS OF 09-13-2006

PROGRAM CODE	PROGRAM NAME	VENDOR COUNTY	NEMIS APPROVED OBLIGATIONS
1603DR	416X-PUBLIC ASSISTANCE	Jefferson	178,065,006.64
		Orleans	585,936,833.65
		Plaquemines	149,770,094.61
		St. Bernard	546,159,453.34
		St. Charles	20,658,520.36
		St. James	1,989,075.33
		St. John the Baptist	3,226,593.11
		St. Tammany	233,557,518.10
1603DR Total			1,719,363,095.14
1607DR	416X-PUBLIC ASSISTANCE	Jefferson	927,073.90
		Orleans	29,745.67
		Plaquemines	11,930.11
		St. Bernard	20,495.97
		St. Charles	288,952.41
		St. James	2,012.25
		St. John the Baptist	83,278.36
1607DR Total			1,363,488.67
Grand Total			1,720,726,583.81

FINANCIAL INFORMATION TOOL

PUBLIC ASSISTANCE OBLIGATIONS FOR NEW ORLEANS METROPOLITAN STATISTICAL AREA ONLY

AS OF 09-13-2006

PROGRAM NAME	PROGRAM CATEGORY	VENDOR COUNTY	NEMIS APPROVED OBLIGATIONS			
			KATRINA	RITA	GRAND TOTAL	
			1603DR	1607DR		
416X-PUBLIC ASSISTANCE	416X-A DEBRIS REMOVAL	Jefferson	83,614,184.35	209,379.13	83,823,563.48	
		Orleans	27,937,992.60		27,937,992.60	
		Plaquemines	28,524,897.47		28,524,897.47	
		St. Bernard	263,547,023.40		263,547,023.40	
		St. Charles	871,017.96		871,017.96	
		St. James	444,231.01		444,231.01	
		St. John the Baptist	378,876.83		378,876.83	
		St. Tammany	185,849,809.04		185,849,809.04	
		416X-A DEBRIS REMOVAL Total		591,168,032.66	209,379.13	591,377,411.79
	416X-B PROTECTIVE MEASURES	Jefferson	56,952,962.85	717,694.77	57,670,657.62	
		Orleans	242,258,448.34	29,745.67	242,288,194.01	
		Plaquemines	32,365,842.61	11,930.11	32,377,772.72	
		St. Bernard	183,878,992.03	20,495.97	183,899,488.00	
		St. Charles	17,643,957.15	288,952.41	17,932,909.56	
		St. James	1,056,289.45	2,012.25	1,058,301.70	
		St. John the Baptist	1,694,585.56	83,278.36	1,777,863.92	
		St. Tammany	23,143,698.02		23,143,698.02	
		416X-B PROTECTIVE MEASURES Total		558,994,776.01	1,154,109.54	560,148,885.55
	416X-C ROADS & BRIDGES	Jefferson	1,030,890.90		1,030,890.90	
		Orleans	5,769,640.99		5,769,640.99	
		Plaquemines	1,228,152.13		1,228,152.13	
		St. Bernard	3,438,426.47		3,438,426.47	
		St. Charles	23,000.20		23,000.20	
		St. James	43,357.27		43,357.27	
		St. John the Baptist	99,803.93		99,803.93	
		St. Tammany	3,010,508.22		3,010,508.22	
		416X-C ROADS & BRIDGES Total		14,643,780.11		14,643,780.11
416X-D WATER CONTROL FACILITIES	Jefferson	1,444,787.48		1,444,787.48		
	Orleans	519,138.68		519,138.68		
	Plaquemines	750,177.96		750,177.96		
	St. Bernard	311,761.33		311,761.33		
	St. Charles	222,754.33		222,754.33		
	St. John the Baptist	21,309.02		21,309.02		
	St. Tammany	1,069,984.35		1,069,984.35		
		416X-D WATER CONTROL FACILITIES Total		4,339,913.15		4,339,913.15
416X-E PUBLIC BUILDINGS	Jefferson	26,319,445.86	0.00	26,319,445.86		
	Orleans	202,717,376.33		202,717,376.33		
	Plaquemines	71,368,522.56		71,368,522.56		
	St. Bernard	86,154,789.36		86,154,789.36		
	St. Charles	1,609,086.62		1,609,086.62		
	St. James	264,378.48		264,378.48		
	St. John the Baptist	801,917.19	0.00	801,917.19		
	St. Tammany	16,601,113.28		16,601,113.28		
	416X-E PUBLIC BUILDINGS Total		405,836,629.68	0.00	405,836,629.68	
416X-F PUBLIC UTILITIES	Jefferson	3,172,611.93	0.00	3,172,611.93		
	Orleans	89,044,760.06		89,044,760.06		
	Plaquemines	8,770,456.55		8,770,456.55		
	St. Bernard	4,035,845.32		4,035,845.32		
	St. Charles	54,628.05		54,628.05		
	St. James	41,590.30		41,590.30		
	St. John the Baptist	221,724.64		221,724.64		
	St. Tammany	2,881,011.66		2,881,011.66		
	416X-F PUBLIC UTILITIES Total		108,222,628.51	0.00	108,222,628.51	
416X-G RECREATIONAL/OTHER	Jefferson	5,530,123.27		5,530,123.27		
	Orleans	17,689,476.65		17,689,476.65		
	Plaquemines	6,762,045.33		6,762,045.33		
	St. Bernard	4,792,615.43		4,792,615.43		
	St. Charles	234,076.05		234,076.05		
	St. James	139,228.82		139,228.82		
	St. John the Baptist	8,375.94		8,375.94		
	St. Tammany	1,001,393.53		1,001,393.53		
	416X-G RECREATIONAL/OTHER Total		36,157,335.02		36,157,335.02	
Grand Total			1,719,363,095.14	1,363,488.67	1,720,726,583.81	

DISASTER RELIEF Terms Used

Direct/Support: Direct disaster programs provide resources to specifically address the short-, medium-, and long-term consequences of an event on both individuals and communities for declared disasters, emergencies, and fire management assistance grants. Direct costs also support pre-declaration activity (e.g., pre-positioning equipment and people before a hurricane strikes). Disaster support programs allow the Federal Emergency Management Agency (FEMA) to maintain critical, ongoing disaster operations and support infrastructure that supports the timely delivery of all of FEMA's disaster assistance programs. These resources provide for disaster-related support activities, which encompass ongoing operational capabilities that are not readily attributable to any one specific declared disaster.

Allocations: Funds set aside for declarations based on estimated needs for the next 30 days or less.

Commitments: Funds reserved in financial system based on specific requisitions in anticipation of their obligation.

Obligations: Obligations are recorded against allocated funds when contracts are signed, grants awarded, trips taken, mission assignments signed, etc.

Mission Assignments: Through Mission Assignments, FEMA tasks and reimburses Other Federal Agencies (OFAs) for providing services under the Stafford Act. These Mission Assignments fall into three categories:

o Technical Assistance (TA): OFAs provide expertise to States; 100% Federally funded; No State cost share

o Direct Federal Assistance (DFA): Requested by State; subject to State cost share (unless waived in response timeframe); Goods and services provided to the State to save lives and protect property

o Federal Operations Support (FOS): 100% Federally funded; No State cost share; Fed to Fed field operations support. This category reflects agreements with Federal agencies to perform services such as providing search and rescue operations, health and medical support, assisting with disease prevention and control, transportation of disaster victims, and delivery of food, water and other essential commodities to disaster victims.

Human Services Categories:

o Unemployment: Disaster Unemployment Assistance for individuals who lose their job as a result of a Presidentially-declared disaster and are not covered by regular unemployment insurance.

o Crisis Counseling: Short-term services, provided by FEMA as supplemental funds granted to State and local mental health agencies, available to eligible survivors of Presidentially-declared major disasters.

o Legal Services: Legal advice for low income individuals regarding cases that will not produce a fee, provided by The Young Lawyers Division of the American Bar Association, through an agreement with FEMA.

o Inspections: Inspections to assess disaster damage.

o Other Needs Assistance: Medical, dental, funeral cost, transportation cost and other disaster-related needs within a total cap for Individual Assistance of \$26,200 per individual or household.

o Housing Assistance: Lodging expenses reimbursement (for a hotel or motel), rental assistance, home repair cash grant and home replacement cash grants within a total cap for Individual Assistance of \$26,200 per individual or household.

Mitigation:

o Hazard Mitigation: Long-term hazard mitigation measures after a major disaster declaration. The purpose of the program is to reduce the loss of life and property due to natural disasters and to enable mitigation measures to be implemented during the immediate recovery from a disaster