

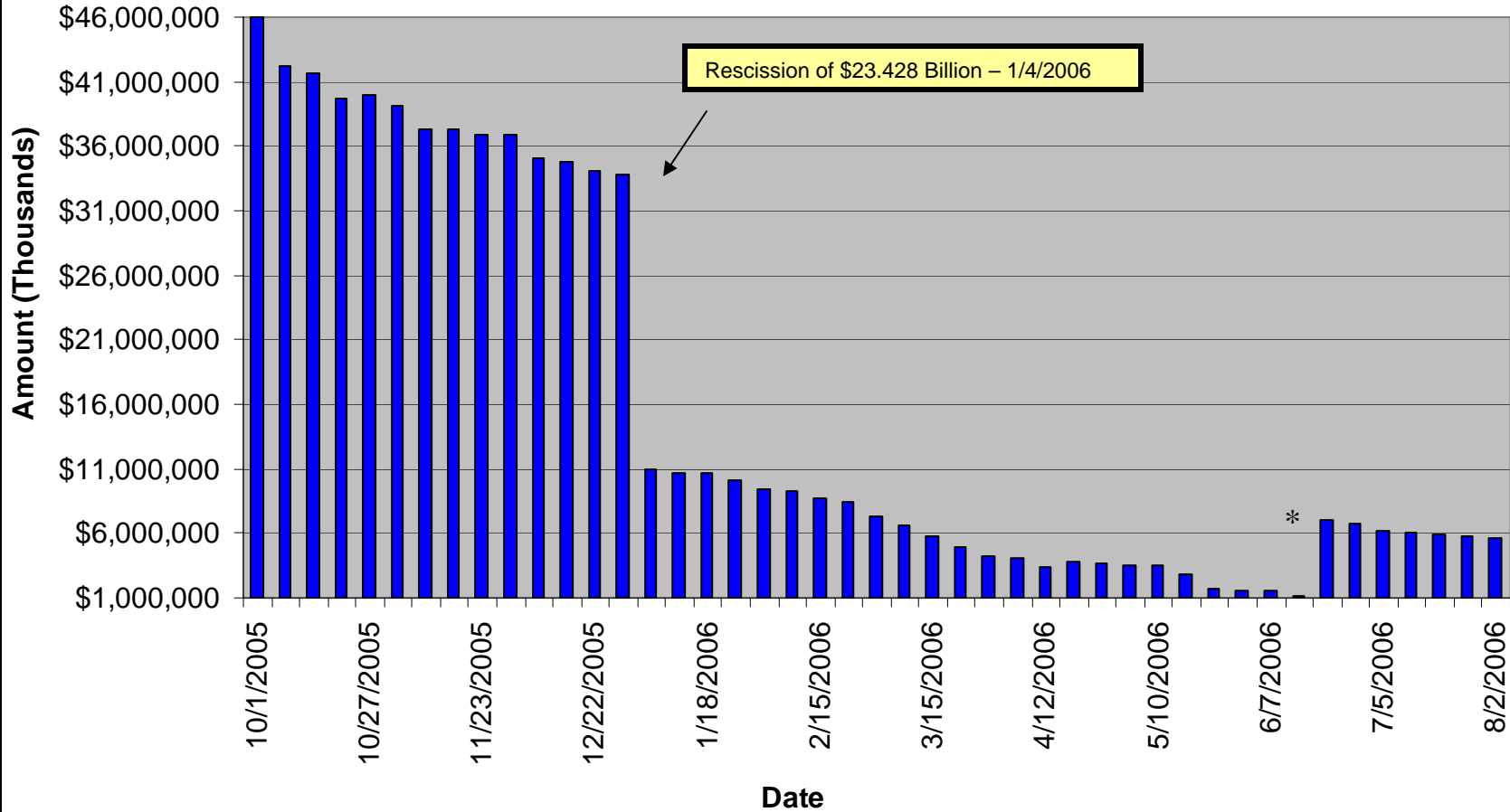
Department of Homeland Security - Federal Emergency Management Agency
Weekly Disaster Relief Fund (DRF) Report
8-02-2006
Congressional Weekly Report

TABLE OF CONTENTS

File	Title of File	Description	Page Numbers
Intro.	Graphical Representations	Graphic Analysis: ▪ DRF Amount Undistributed (10-1-2005 to present)	2
		▪ DRF Amount Undistributed (Current 8 weeks)	3
		▪ Allocations and Obligations for Katrina	4
		▪ Katrina, Rita and Wilma Allocations, Obligations and Expenditures	5
		▪ National Flood Insurance Claims	6
		▪ Manufactured Housing	7
2	Disaster Relief Fund - Status Report	Status of the Disaster Relief Fund	8-9
3	National Flood Insurance Data	Flood Insurance Claims made to Feds, by State; Homes Damaged without Flood Insurance, by State; Households Individual Claim Fully Paid, by State	10-11
4	Housing Data	Hotel and Manufactured Housing Information	12-14
5	Katrina, Rita and Wilma Declarations	Declarations by Major Object Class, Declarations by Program Area and Mission Assignments	15-25
		Vendor Details; Credit Card data; Obligations greater than \$50,000,000; Declarations; Missions Details; New Orleans data	26-85
6	Disaster Relief Terms	Definitions	86-87

FEDERAL EMERGENCY MANAGEMENT AGENCY
DISASTER RELIEF FUND
 10/1/2005 to 8/02/2006

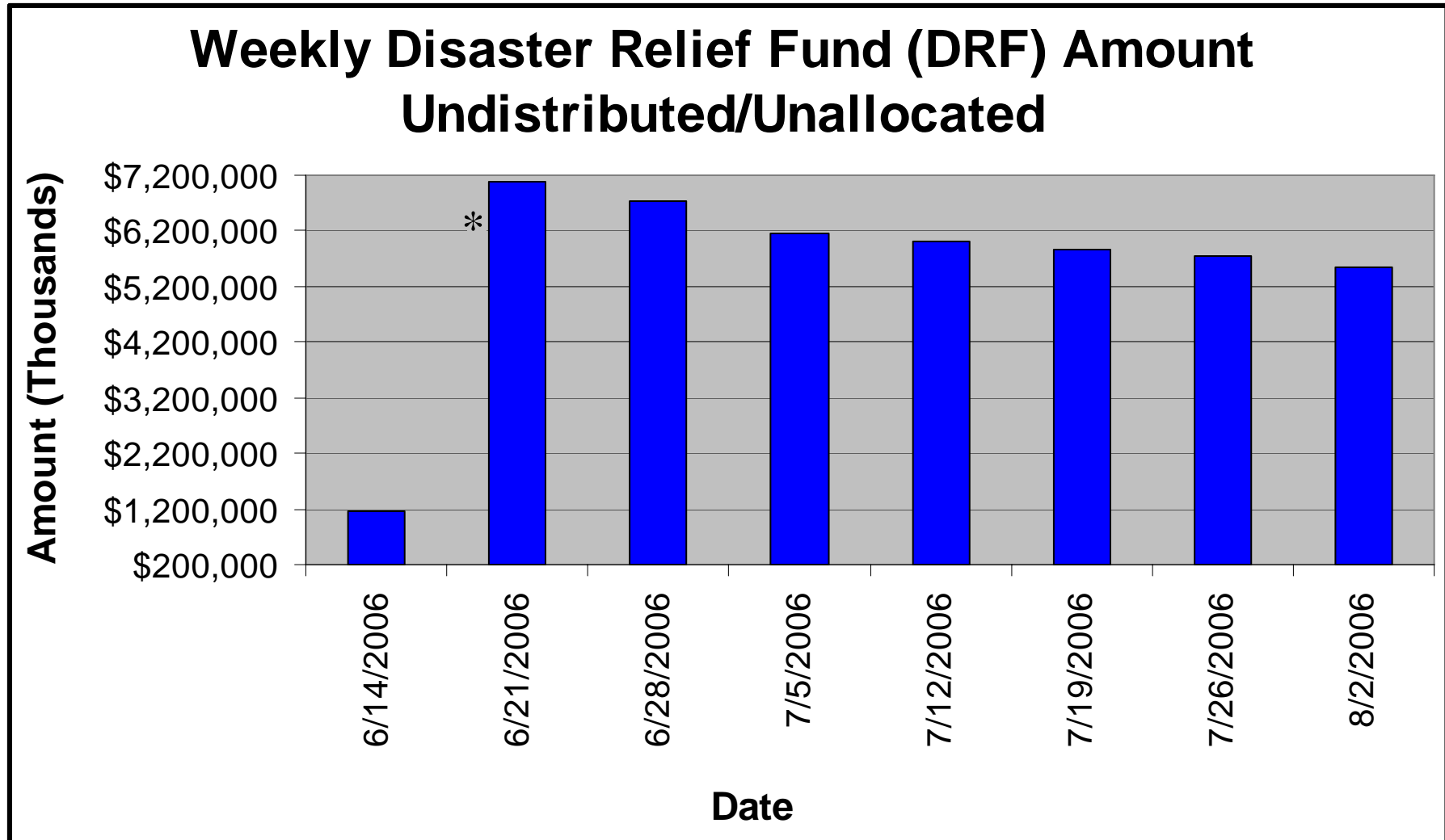
**Weekly Disaster Relief Fund (DRF)
 Amount Undistributed/Unallocated**



* Note: \$6,000,000 supplemental pursuant to P.L. 109-234

FEDERAL EMERGENCY MANAGEMENT AGENCY
DISASTER RELIEF FUND

As of 8/02/06

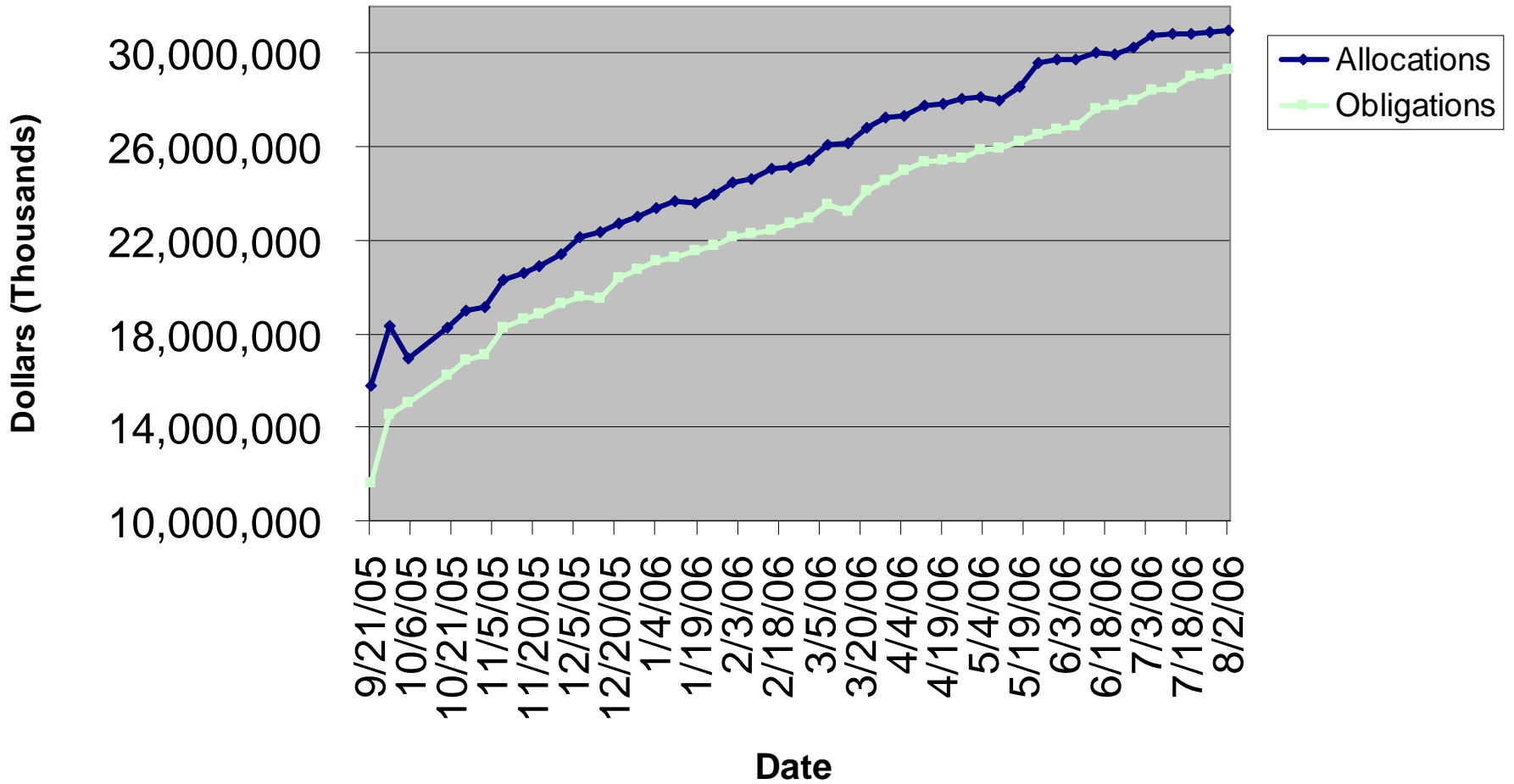


* Note: \$6,000,000 supplemental pursuant to P.L. 109-234

FEDERAL EMERGENCY MANAGEMENT AGENCY
DISASTER RELIEF FUND

As of 8/02/06

Allocations and Obligations for Katrina



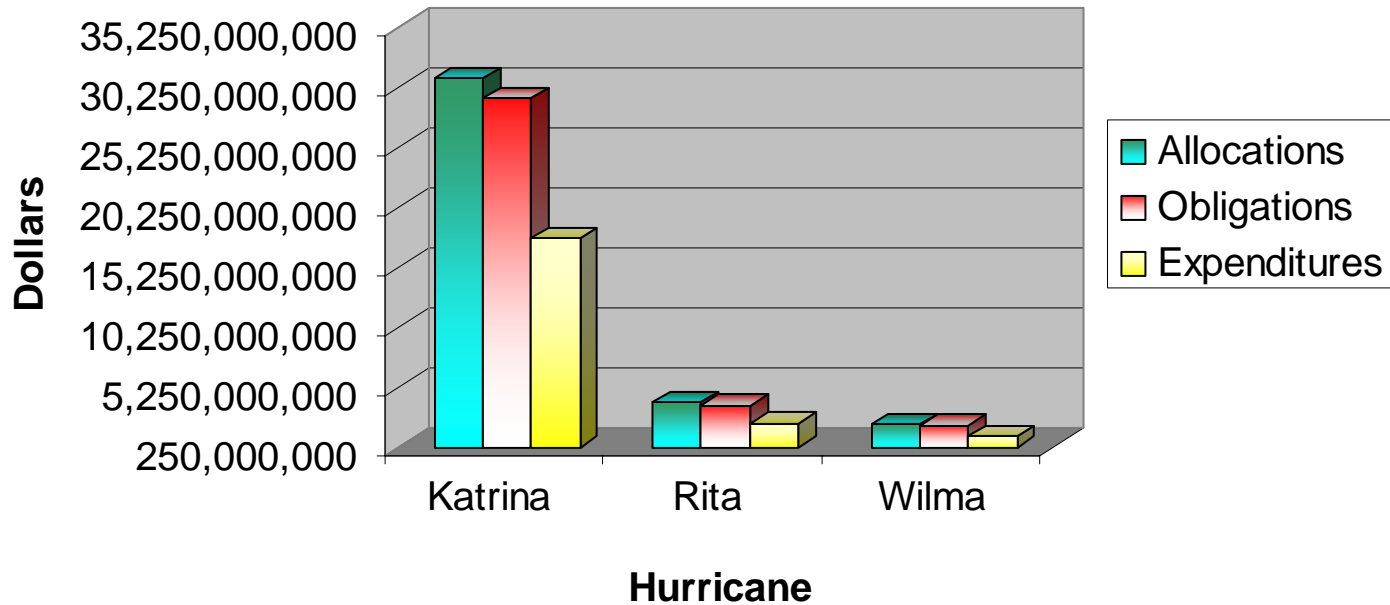
**FEDERAL EMERGENCY MANAGEMENT AGENCY
DISASTER RELIEF FUND**

As of 8/02/06

**Katrina, Rita and Wilma
Allocations, Obligations and Expenditures**

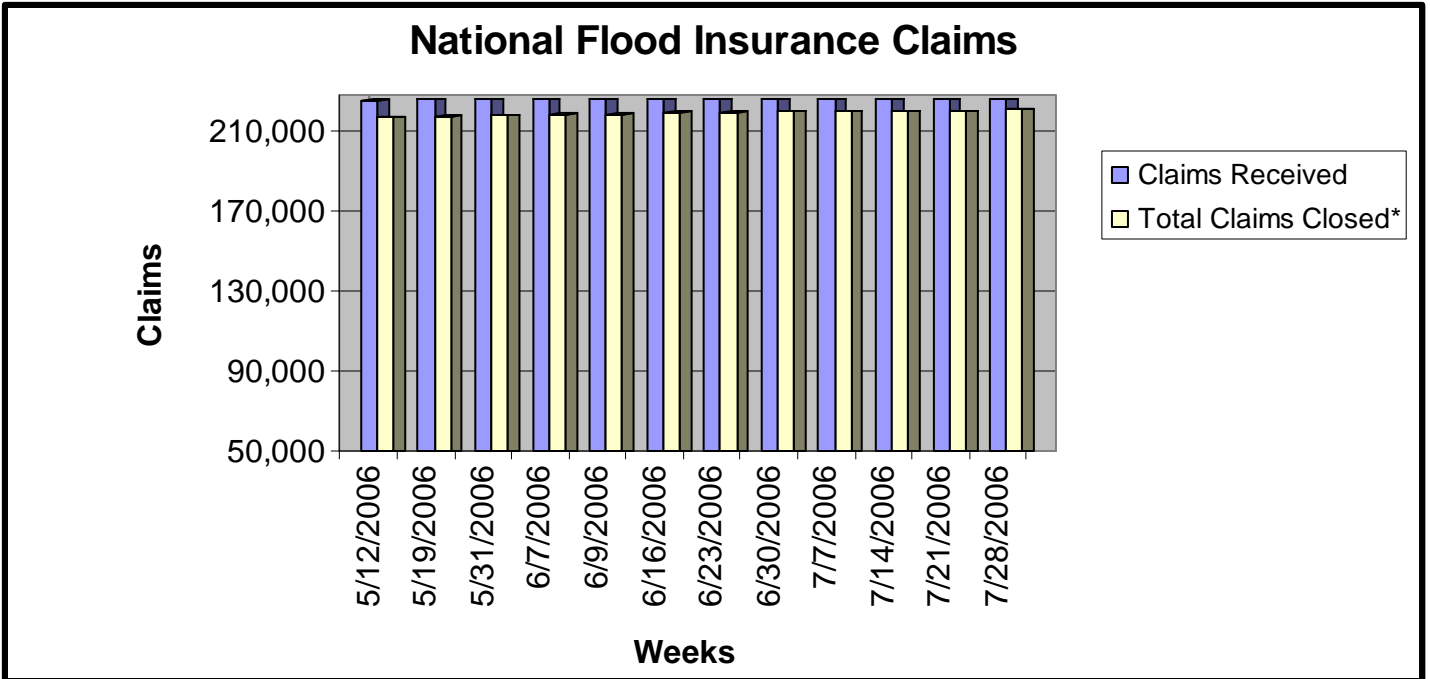
	Katrina	Rita	Wilma	Totals
Allocations	30,983,090,907	4,040,909,612	2,192,459,483	37,216,460,002
Obligations	29,321,379,225	3,749,922,011	2,110,737,392	35,182,038,628
Expenditures	17,692,479,054	2,258,710,905	1,161,512,692	21,112,702,651

Allocations, Obligation and Expenditures for Katrina, Rita and Wilma

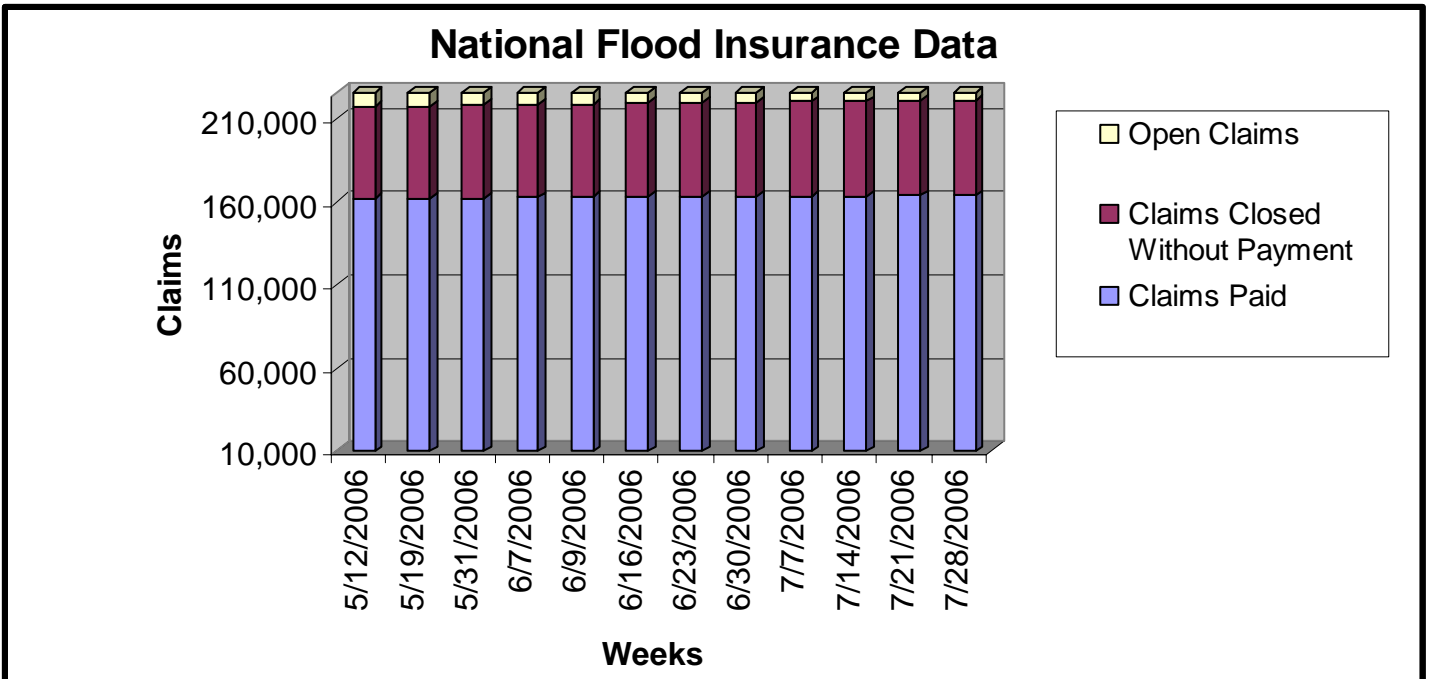


**FEDERAL EMERGENCY MANAGEMENT AGENCY
DISASTER RELIEF FUND**

As of 7/28/06



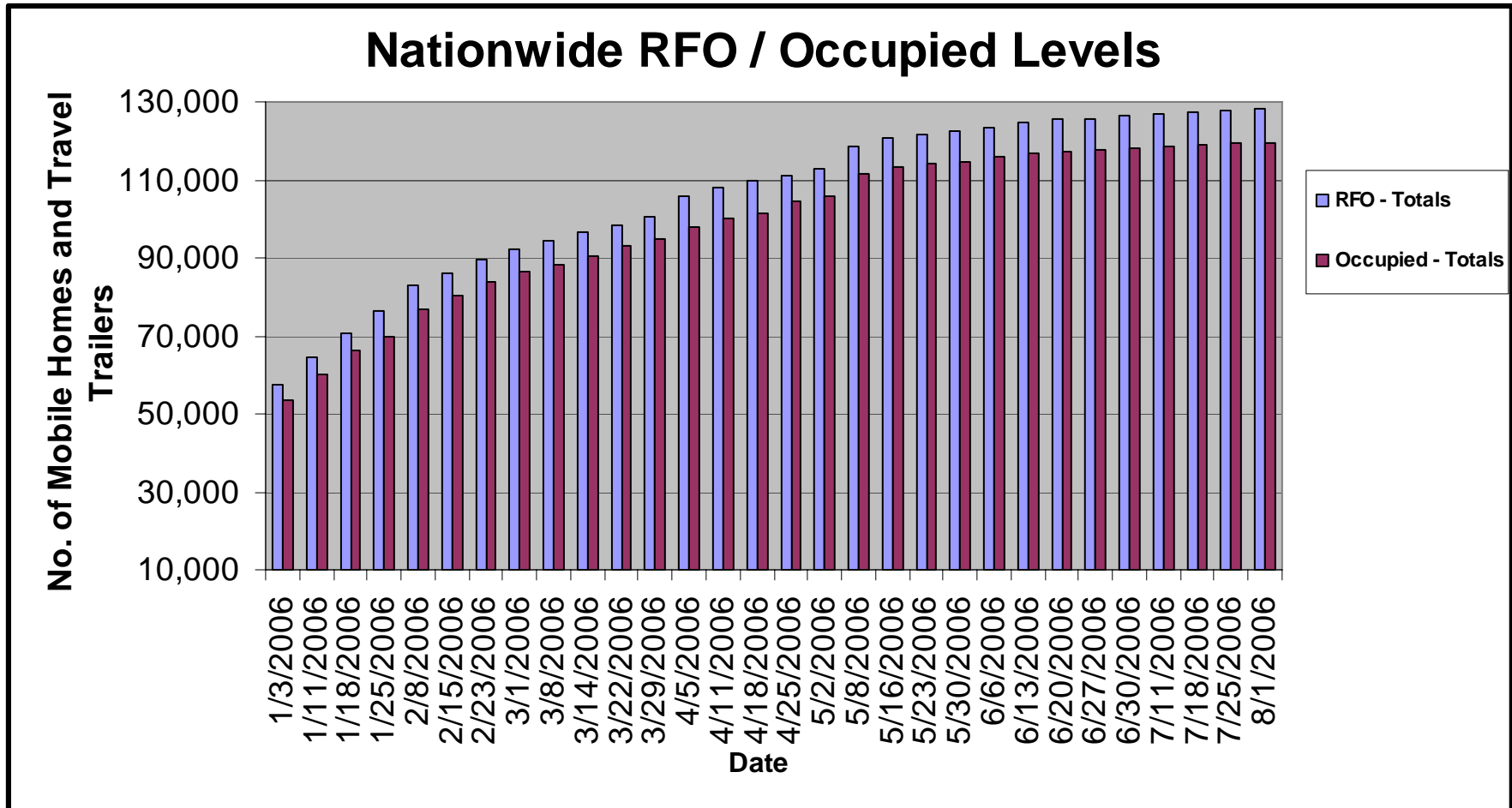
*Note: "Total Claims Closed" incorporates Claims Closed Without Payment (CWOPs) and Claims Paid. CWOPs are claims that are received, but closed without payment because the damage is not covered by the NFIP Standard Flood Insurance Policy.



FEDERAL EMERGENCY MANAGEMENT AGENCY
DISASTER RELIEF FUND

As of 8/01/06

Manufactured Housing Data
Mobile Homes and Travel Trailers Ready for Occupation (RFO) and Occupied



HOMELAND SECURITY - FEDERAL EMERGENCY MANAGEMENT AGENCY
DISASTER RELIEF FUND - FY-2006 ACTIVITY
Dollars in Thousands
As of 08/02/06

Status of the Disaster Relief Fund

	<u>Direct/Support</u>	<u>Change Since Last Report</u>
Status of Obligations:		
FY 2005 APPROPRIATION AVAILABLE:	69,687,736	0
FY 2005 OBLIGATIONS (net of recoveries):	23,158,726	0
FY 2005 UNOBLIGATED BALANCE:	46,529,010	0
FY 2006 APPROPRIATION AVAILABLE:	31,535,361	0
TOTAL OBLIGATIONS FY 2006 (net):	21,351,305	361,170
Obligations-FY '05 Recoveries:	2,165,851	0
Less: TOTAL OBLIGATIONS FY 2006 (gross):	23,517,156	361,170
UNOBLIGATED BALANCE:	8,018,205	(361,170)
Status of Commitments:		
Less: TOTAL COMMITMENTS:	25,316,684	139,164
UNCOMMITTED BALANCE:	6,218,677	(139,164)
Status of Allocations:		
FUNDS ALLOCATED FY 2005:	23,158,726	0
FUNDS ALLOCATED FY 2006:	25,977,548	176,302
Less: TOTAL OBLIGATIONS FY 2006 (gross):	23,517,156	361,170
UNOBLIGATED ALLOCATION:	2,460,392	(184,868)
Amount Undistributed/Unallocated:	5,557,813	(176,302)

Includes the rescission of \$23,409,300,000, transfer of \$752,500,000 to the Disaster Assistance Direct Loan Program Account, recoveries of \$2,165,851,319, the addition of the FY 2006 annual appropriation of \$1,752,300,000, the transfer of \$712,000,000 to the Small Business Administration for the Disaster Loan Program Account, the addition of the Fourth Emergency Supplemental appropriation of \$6,000,000,000 and the transfer of \$38,000,000 to the Social Security Administration.

HOMELAND SECURITY - FEDERAL EMERGENCY MANAGEMENT AGENCY
DISASTER RELIEF FUND
Dollars in Thousands
As of 08/02/06

Status of the Katrina Disaster Relief Funds

	<u>Direct/Support</u>	<u>Change Since Last Report</u>
Status of Allocations:		
FUNDS ALLOCATED:	30,983,091	66,789
Less: TOTAL OBLIGATIONS (gross):	29,321,379	239,605
UNOBLIGATED ALLOCATION:	1,661,712	(172,816)
Status of Obligations:		
TOTAL OBLIGATIONS (gross):	29,321,379	239,605

Status of the Rita Disaster Relief Funds

	<u>Direct/Support</u>	<u>Change Since Last Report</u>
Status of Allocations:		
FUNDS ALLOCATED:	4,040,910	7,378
Less: TOTAL OBLIGATIONS (gross):	3,749,922	818
UNOBLIGATED ALLOCATION:	290,988	6,560
Status of Obligations:		
TOTAL OBLIGATIONS (gross):	3,749,922	818

Status of the Wilma Disaster Relief Funds

	<u>Direct/Support</u>	<u>Change Since Last Report</u>
Status of Allocations:		
FUNDS ALLOCATED:	2,192,459	20,134
Less: TOTAL OBLIGATIONS (gross):	2,110,737	28,302
UNOBLIGATED ALLOCATION:	81,722	(8,168)
Status of Obligations:		
TOTAL OBLIGATIONS (gross):	2,110,737	28,302

Disaster Relief Fund: Details by Disaster Declaration (Katrina)						
Hurricane Katrina				Allocations	Obligations	Unobligated
Florida	Declared 8/28/05	1602DR		194,972	190,289	4,683
Louisiana	Declared 8/27/05	3212EM		8,508	8,508	0
Louisiana	Declared 8/28/05	1603DR		19,328,722	18,370,023	958,699
Subtotal, LA				19,337,231	18,378,531	958,699
Mississippi	Declared 8/28/05	3213EM		2,623	2,623	0
Mississippi	Declared 8/28/05	1604DR		9,464,353	8,856,242	608,110
Subtotal, MS				9,466,975	8,858,865	608,110
Alabama	Declared 8/28/05	3214EM		84	84	0
Alabama	Declared 8/28/05	1605DR		1,156,544	1,110,520	46,023
Subtotal, AL				1,156,628	1,110,605	46,023
Evacuations						
Arkansas	Declared 9/02/05	3215EM		54,221	54,199	22
Texas	Declared 9/02/05	3216EM		596,572	577,901	18,671
Tennessee	Declared 9/05/05	3217EM		29,088	27,685	1,403
Georgia	Declared 9/05/05	3218EM		20,953	17,030	3,923
Oklahoma	Declared 9/05/05	3219EM		14,427	12,649	1,779
Florida	Declared 9/05/05	3220EM		9,202	7,848	1,354
West Virginia	Declared 9/05/05	3221EM		907	886	21
North Carolina	Declared 9/05/05	3222EM		2,002	1,983	19
Utah	Declared 9/05/05	3223EM		1,621	1,592	29
Colorado	Declared 9/05/05	3224EM		14,246	14,151	95
Michigan	Declared 9/07/05	3225EM		2,524	2,137	386
District of Columbia	Declared 9/07/05	3226EM		1,939	1,891	49
Washington	Declared 9/07/05	3227EM		3,429	3,377	52
Oregon	Declared 9/07/05	3228EM		2,092	2,085	7
New Mexico	Declared 9/07/05	3229EM		2,246	1,697	550
Illinois	Declared 9/07/05	3230EM		2,669	1,764	905
Kentucky	Declared 9/10/05	3231EM		4,310	4,269	41
Missouri	Declared 9/10/05	3232EM		2,676	2,601	75
South Carolina	Declared 9/10/05	3233EM		3,657	3,550	107
South Dakota	Declared 9/10/05	3234EM		294	274	21
Pennsylvania	Declared 9/10/05	3235EM		3,055	2,979	75
Kansas	Declared 9/10/05	3236EM		163	163	0
Alabama	Declared 9/10/05	3237EM		4,000	3,840	160
Indiana	Declared 9/10/05	3238EM		4,151	3,932	218
Iowa	Declared 9/10/05	3239EM		238	228	10
Virginia	Declared 9/12/05	3240EM		724	704	20
Arizona	Declared 9/12/05	3241EM		7,550	7,543	7
Minnesota	Declared 9/13/05	3242EM		15,024	3,895	11,129
Nevada	Declared 9/13/05	3243EM		1,317	1,006	311
Idaho	Declared 9/13/05	3244EM		620	594	26
Nebraska	Declared 9/13/05	3245EM		211	211	0
Connecticut	Declared 9/13/05	3246EM		1,043	720	323
North Dakota	Declared 9/13/05	3247EM		66	51	15
California	Declared 9/13/05	3248EM		903	688	216
Wisconsin	Declared 9/13/05	3249EM		3,526	2,971	555
Ohio	Declared 9/13/05	3250EM		2,544	2,492	52
Maryland	Declared 9/13/05	3251EM		1,744	1,649	94
Massachusetts	Declared 9/13/05	3252EM		6,185	5,955	230
Montana	Declared 9/13/05	3253EM		443	432	11
Rhode Island	Declared 9/19/05	3255EM		1,525	1,154	370
Maine	Declared 9/19/05	3256EM		106	57	49
New Jersey	Declared 9/19/05	3257EM		201	182	20
New Hampshire	Declared 9/19/05	3258EM		106	16	90
New York	Declared 9/30/05	3262EM		2,613	1,955	659
Delaware	Declared 9/30/05	3263EM		151	101	50
Subtotal, Evacuations				827,285	783,089	44,196
Total, Katrina				30,983,091	29,321,379	1,661,712
Disaster Relief Fund: Details by Disaster Declaration (Rita)						
Hurricane Rita				Allocations	Obligations	Unobligated
Florida	Declared 9/20/05	3259EM		10,391	10,213	178
Louisiana	Declared 9/21/05	3260EM		275	275	0
Louisiana	Declared 9/24/05	1607DR		1,839,950	1,700,176	139,774
Subtotal, Louisiana				1,840,225	1,700,451	139,774
Texas	Declared 9/21/05	3261EM		106,869	106,738	132
Texas	Declared 9/24/05	1606DR		2,083,425	1,932,521	150,903
Subtotal, Texas				2,190,294	2,039,259	151,035
Total, Rita				4,040,910	3,749,922	290,988
Disaster Relief Fund: Details by Disaster Declaration (Wilma)						
Hurricane Wilma				Allocations	Obligations	Unobligated
Florida	Declared 10/24/05	1609DR		2,192,459	2,110,737	81,722
Subtotal, FL				2,192,459	2,110,737	81,722
Total, Wilma				2,192,459	2,110,737	81,722

National Flood Insurance Program Data for Hurricanes Katrina and Rita

As of 07/28/2006

Number of Flood Insurance Claims Made to Feds, by State*

State and Disaster Number	Number of Losses Received
Florida, DR-1602	8,998
Louisiana, DR-1603	177,366
Mississippi, DR-1604	19,006
Alabama, DR-1605	5,723
Texas, DR-1606	3,878
Louisiana, DR-1607	10,906
TOTAL	225,877

*The data above is gathered through telephone surveys of NFIP Write Your Own companies and represents the best available information. These numbers should be regarded as preliminary estimates.

As of 3/28/06

Number of Homes Damaged Without Flood Insurance, by State**

State and Disaster Number	Number of Registrants Reporting No Flood Insurance
Florida, DR-1602	733
Louisiana, DR-1603 and 1607	32,768
Mississippi, DR-1604	26,716
Alabama, DR-1605	1,743
Texas, DR-1606	889
TOTAL	62,849

**Reports dated before 3/28/06 were based on households reported as flood damaged by the "applicants" when they originally filed for assistance. The data above represents the number of owners and renters (households) that registered through FEMA's National Processing Service Center, and subsequently received an inspection by FEMA or SBA. This report consists of only those households verified by inspection as flood damaged, including homes where sensors recorded flooding activity.

As of 7/28/2006

Number of Households Individual Claim Fully Paid, by State***

State and Disaster Number	Number of Losses Paid
Florida, DR-1602	5,738
Louisiana, DR-1603	126,699
Mississippi, DR-1604	17,111
Alabama, DR-1605	5,030
Texas, DR-1606	1,665
Louisiana, DR-1607	7,353
TOTAL	163,596

***"Losses Paid" are numbers generated from estimates received from the NFIP Write Your Own companies. These numbers represent all NFIP policies, both commercial and residential. This data represents the best information available at this time. These numbers should be regarded as preliminary estimates.

National Flood Insurance Program Data for Hurricanes Katrina and Rita (Continued)

As of 07/28/2006

Number of Flood Insurance Claims Closed Without Payment (CWOP)*	
State and Disaster Number	Number of CWOP Claims
Florida, DR-1602	2,999
Louisiana, DR-1603	47,176
Mississippi, DR-1604	1,498
Alabama, DR-1605	541
Texas, DR-1606	2,087
Louisiana, DR-1607	3,110
TOTAL	57,411

*The data above is gathered through telephone surveys of NFIP Write Your Own companies and represents the best available information. These numbers should be regarded as preliminary estimates. CWOPs are claims that are received, but closed without payment because the damage is not covered by the NFIP Standard Flood Insurance Policy.

**Hurricanes Katrina, Rita and Wilma
Hotel and Motel Data*
As of 7/31/06**

Hotel & Motel Rooms	7/31/06
State Breakdown	Authorization Codes
LA	35
Cumulative Total	35

*As of 5/02/06, FEMA tracks hotel occupancy through the use of authorization codes rather than hotel rooms. Authorization codes are issued to individual applicants (or an individual on behalf of a household) who meet eligibility and verification requirements to occupy a FEMA funded hotel room(s). While the number of authorization codes issued roughly reflects the number of rooms occupied, it is not a direct correlation.

MANUFACTURED HOUSING DATA AS OF 8/1/2006

Hurricanes Katrina / Rita Manufactured Housing Data		8.1.06
Louisiana		
Inventory at Staging Area		1,986
Travel Trailers		1,422
Mobile Homes		238
Modular Housing		326
Issued from Staging Area -Today		100
Pads - Leased (1)		12,515
Pads - Leases Pending		89,034
Cumulative RFO		83,803
Travel Trailers		79,289
Mobile Homes		4,514
Occupied		77,314
Travel Trailers		73,713
Mobile Homes		3,601
Mississippi		
Inventory at Staging Area		1,960
Travel Trailers		1,616
Mobile Homes		344
Modular Housing		0
Issued from Staging Area -Today		16
Pads - Leased (1)		6,282
Pads - Leases Pending		200
Cumulative RFO		37,064
Travel Trailers		32,328
Mobile Homes		4,736
Occupied		36,882
Travel Trailers		32,208
Mobile Homes		4,674
Alabama		
Inventory at Staging Area		3,081
Travel Trailers		1,663
Mobile Homes		1,418
Modular Housing		0
Issued from Staging Area -Today		31
Pads - Leased (1)		3,491
Pads - Leases Pending		184
Cumulative RFO		3,482
Travel Trailers		3,482
Mobile Homes		0
Occupied		1,757
Travel Trailers		1,757
Mobile Homes		0

MANUFACTURED HOUSING DATA AS OF 8/1/2006

Hurricanes Katrina / Rita Manufactured Housing Data Continued	
Texas	
Inventory at Staging Area	12,579
Travel Trailers	369
Mobile Homes	11,037
Modular Housing	1,173
Issued from Staging Area-Today	1
Pads - Leased (1)	194
Pads - Leases Pending	0
Cumulative RFO	3,690
Travel Trailers	3,689
Mobile Homes	0
Occupied	3,672
Travel Trailers	3,672
Mobile Homes	0
Florida	
Inventory at Staging Area	339
Travel Trailers	123
Mobile Homes	216
Modular Housing	0
Issued from Staging Area -Today	8
Totals	
Cumulative RFO	128,039
Occupied	119,625
Comments	
The figures contained in this report are based on best available data.	
» Report includes travel trailer, mobile home data and modular housing data.	
» Staging areas: LA - New Orleans, Baton Rouge and Lake Charles; AR - Hope;	
AL - Selma-Craig and Summerdale; TX - Texarkana and Jasper; MS - Purvis and Carne	
» FL-LT manages Florida manufactured housing.	
» Emergency Housing Sites include industrial, commercial, private and group sites.	
Notes:	
1. Excludes private and industrial EGS.	
2. Includes private, industrial, commercial and group sites.	

KATRINA DECLARATIONS BY MAJOR OBJECT CLASS

AS OF 08-02-2006

ROUNDED TO THE NEAREST DOLLAR / PERCENT

PROGRAM AREA	PROGRAM NAME	ALLOCATIONS	UN-OBLIGATED COMMITMENTS	OBLIGATIONS	UN-OBLIGATED ALLOCATIONS(c)	UN-LIQUIDATED OBLIGATIONS	EXPENDITURES	ALLOCATION AVAILABLE
1-HUMAN SERVICES	2503-UNEMPLOYMENT	423,459,491		410,183,399	13,276,092		410,183,399	13,276,092
	2504-CRISIS COUNSELING-NIMH	70,531,403		28,771,366	41,760,037	7,722,630	21,048,736	41,760,037
	2576-LEGAL SERVICES	281,675	87,000	194,167	87,508	66,900	127,267	508
	2592-INSPECTIONS	194,922,496	29,232,437	164,082,302	30,840,195	48,544,233	115,538,069	1,607,757
	4149-OTHER NEEDS ASSISTANCE	1,845,502,323		1,845,491,853	10,470	56,748,953	1,788,742,900	10,470
	414X-HOUSING ASSISTANCE	4,084,730,848	5,883	4,082,668,455	2,062,392	13,487,207	4,069,181,249	2,056,509
	4152-CRISIS COUNSELING-SCC	40,207,364		39,728,837	478,527	17,470,664	22,258,173	478,527
	MANUFACTURED HOUSING	7,453,980,897	991,532,046	6,423,783,829	1,030,197,068	1,700,497,839	4,723,285,990	38,665,022
TOTAL	14,113,616,497	1,020,857,366	12,994,904,207	1,118,712,290	1,844,538,425	11,150,365,782	97,854,923	
2-INFRASTRUCTURE	2594-INSPECTIONS	418,564,329	65,757,400	349,661,275	68,903,054	70,653,381	279,007,894	3,145,654
	416X-PUBLIC ASSISTANCE	5,448,095,403		5,369,081,374	79,014,029	2,647,156,676	2,721,924,699	79,014,029
	TOTAL	5,866,659,732	65,757,400	5,718,742,649	147,917,083	2,717,810,056	3,000,932,592	82,159,683
3-MITIGATION	2593-INSPECTIONS	28,722,196	3,622,442	21,115,024	7,607,172	14,661,704	6,453,320	3,984,730
	4173-HAZARD MITIGATION	15,570,624		15,570,624		15,209,775	360,849	
	TOTAL	44,292,820	3,622,442	36,685,648	7,607,172	29,871,479	6,814,169	3,984,730
4-OPERATIONS	2507-MISSIONS-TA	27,305,756		26,187,256	1,118,500	22,825,466	3,361,790	1,118,500
	2508-MISSIONS-DFA	4,985,420,333		4,975,862,397	9,557,936	4,454,185,466	521,676,931	9,557,936
	TOTAL	5,012,726,089		5,002,049,653	10,676,436	4,477,010,932	525,038,721	10,676,436
5-ADMINISTRATION	11XX-SALARIES & BENEFITS	365,657,411		365,435,954	221,457	365,435,954	221,457	
	21XX-TRAVEL	217,512,444	3,125,438	209,556,806	7,955,638	13,745,654	195,811,152	4,830,199
	22XX-TRANSPORTION	46,024,335	66,623	41,657,673	4,366,662	5,669,142	35,988,531	4,300,039
	23XX-RENT, COMM, UTILITIES	295,337,561	35,339,781	257,723,477	37,614,084	65,279,355	192,444,122	2,274,302
	24XX-PRINT & REPRO	5,475,933	372,568	4,762,812	713,121	2,912,624	1,850,188	340,553
	2501-MISSIONS-FOS	2,199,770,282		2,198,707,263	1,063,018	1,620,650,836	578,056,428	1,063,018
	25XX-OTHER SERVICES	1,967,726,433	254,062,875	1,704,747,290	262,979,142	663,963,349	1,040,783,942	8,916,267
	26XX-SUPPLIES & MATERIALS	548,718,594	31,209,752	511,457,024	37,261,570	114,364,215	397,092,808	6,051,818
	31XX-EQUIPMENT	212,524,841	18,383,751	190,821,280	21,703,561	28,343,712	162,477,568	3,319,810
	32XX-LAND & STRUCTURES	11,852,466	2,541,531	8,932,019	2,920,447	1,523,062	7,408,957	378,916
	4101-URBAN SEARCH & RESCUE	75,195,470		75,195,469	1	43,217,330	31,978,139	1
TOTAL	5,945,795,770	345,102,320	5,568,997,069	376,798,701	2,559,669,279	3,009,327,790	31,696,381	
GRAND TOTAL	30,983,090,907	1,435,339,528	29,321,379,225	1,661,711,681	11,628,900,171	17,692,479,054	226,372,153	

KATRINA DECLARATIONS BY PROGRAM AREA

AS OF 08-02-2006

PROGRAM CODE	STATE NAME	PROGRAM AREA	ALLOCATIONS	UN-OBLIGATED COMMITMENTS	OBLIGATIONS	UN-OBLIGATED ALLOCATIONS(c)	UN-LIQUIDATED OBLIGATIONS	EXPENDITURES	ALLOCATION AVAILABLE
1602DR	FLORIDA	2-INFRASTRUCTURE	162,558,474		162,665,475	(107,001)	42,091,170	120,574,305	(107,001)
		4-OPERATIONS	10,000		10,000		10,000		
		5-ADMINISTRATION	32,403,764	240,867	27,613,834	4,789,930	14,648,375	12,965,460	4,549,063
		TOTAL	194,972,238	240,867	190,289,309	4,682,929	56,749,545	133,539,764	4,442,062
1603DR	LOUISIANA	1-HUMAN SERVICES	10,029,009,182	547,001,892	9,460,086,168	568,923,014	1,366,513,956	8,093,572,212	21,921,122
		2-INFRASTRUCTURE	3,236,032,497	54,961,000	3,142,244,929	93,787,568	1,680,331,648	1,461,913,282	38,826,568
		3-MITIGATION	13,702,216	1,065,401	9,435,815	4,266,401	5,883,297	3,552,518	3,201,000
		4-OPERATIONS	3,079,007,833		3,079,274,398	(266,565)	2,779,158,183	300,116,216	(266,565)
		5-ADMINISTRATION	2,970,970,737	284,898,294	2,678,981,891	291,988,846	1,152,572,049	1,526,409,842	7,090,552
TOTAL	19,328,722,465	887,926,587	18,370,023,202	958,699,263	6,984,459,132	11,385,564,070	70,772,676		
1604DR	MISSISSIPPI	1-HUMAN SERVICES	3,423,546,813	450,337,678	2,900,698,745	522,848,068	420,986,163	2,479,712,582	72,510,390
		2-INFRASTRUCTURE	1,615,868,683	10,786,400	1,603,080,168	12,788,515	852,576,089	750,504,079	2,002,115
		3-MITIGATION	21,232,743	2,557,041	18,000,702	3,232,041	15,589,058	2,411,644	675,000
		4-OPERATIONS	1,709,712,910		1,708,769,909	943,001	1,537,076,455	171,693,454	943,001
		5-ADMINISTRATION	2,693,991,360	56,388,604	2,625,692,685	68,298,675	1,294,116,401	1,331,576,283	11,910,071
TOTAL	9,464,352,509	520,069,723	8,856,242,208	608,110,301	4,120,344,165	4,735,898,043	88,040,577		
1605DR	ALABAMA	1-HUMAN SERVICES	661,060,502	23,517,796	634,119,294	26,941,208	57,038,307	577,080,987	3,423,412
		2-INFRASTRUCTURE	100,426,362		99,790,227	636,125	28,318,220	71,472,007	636,135
		3-MITIGATION	9,357,861		9,249,131	108,730	8,399,124	850,007	108,730
		4-OPERATIONS	181,500,000		171,500,000	10,000,000	119,609,106	51,890,894	10,000,000
		5-ADMINISTRATION	204,199,052	3,568,709	195,861,670	8,337,382	76,616,799	119,244,871	4,768,673
TOTAL	1,156,543,776	27,086,505	1,110,520,322	46,023,454	289,981,555	820,538,767	18,936,949		
3212EM	LOUISIANA	2-INFRASTRUCTURE							
		4-OPERATIONS	1,500,000		1,500,000		1,497,904	2,096	
		5-ADMINISTRATION	7,008,058		7,008,058		6,246,960	761,098	
		TOTAL	8,508,058		8,508,058		7,744,864	763,194	
3213EM	MISSISSIPPI	2-INFRASTRUCTURE							
		4-OPERATIONS							
		5-ADMINISTRATION	2,622,585		2,622,585		2,465,068	157,517	
		TOTAL	2,622,585		2,622,585		2,465,068	157,517	
3214EM	ALABAMA	2-INFRASTRUCTURE							
		4-OPERATIONS							
		5-ADMINISTRATION	84,454		84,454		31,478	52,976	
		TOTAL	84,454		84,454		31,478	52,976	
3215EM	ARKANSAS	2-INFRASTRUCTURE	46,325,491		46,325,886	(395)	1,706,607	44,619,279	(395)
		4-OPERATIONS	3,500,000		3,500,000		3,500,000		
		5-ADMINISTRATION	4,395,434		4,373,217	22,217	708,715	3,664,502	22,217
		TOTAL	54,220,925		54,199,103	21,823	5,915,322	48,283,781	21,823
3216EM	TEXAS	2-INFRASTRUCTURE	538,450,699		522,262,894	16,187,805	69,383,176	452,879,718	16,187,805
		4-OPERATIONS	36,490,346		36,490,346		35,154,285	1,336,060	
		5-ADMINISTRATION	21,630,478	5,846	19,147,553	2,482,925	9,926,427	9,221,126	2,477,079
		TOTAL	596,571,523	5,846	577,900,793	18,670,730	114,463,889	463,436,904	18,664,884
3217EM	TENNESSEE	2-INFRASTRUCTURE	29,000,000		27,596,970	1,403,030	1,712,751	25,884,219	1,403,030
		4-OPERATIONS	5,000		5,000		5,000		
		5-ADMINISTRATION	83,363		83,363		2,000	81,363	
		TOTAL	29,088,363		27,685,333	1,403,030	1,719,751	25,965,582	1,403,030
3218EM	GEORGIA	2-INFRASTRUCTURE	20,900,000		16,976,883	3,923,117	7,577,333	9,399,550	3,923,117
		5-ADMINISTRATION	52,767		52,767		52,000	767	
		TOTAL	20,952,767		17,029,650	3,923,117	7,629,333	9,400,317	3,923,117
3219EM	OKLAHOMA	2-INFRASTRUCTURE	14,250,313		12,486,777	1,763,536	632,146	11,854,631	1,763,536
		5-ADMINISTRATION	176,910		161,938	14,972	12,604	149,334	14,972
		TOTAL	14,427,223		12,648,715	1,778,508	644,751	12,003,965	1,778,508
3220EM	FLORIDA	2-INFRASTRUCTURE	9,200,000		7,845,819	1,354,181	5,564,579	2,281,240	1,354,181
		5-ADMINISTRATION	2,272		2,272			2,272	
		TOTAL	9,202,272		7,848,091	1,354,181	5,564,579	2,283,512	1,354,181
3221EM	WEST VIRGINIA	2-INFRASTRUCTURE	783,000		782,658	342	187,320	595,338	342
		5-ADMINISTRATION	123,811		103,490	20,321	103,490	20,321	
		TOTAL	906,811		886,148	20,663	187,320	608,828	20,663
3222EM	NORTH CAROLINA	2-INFRASTRUCTURE	2,000,000		1,980,608	19,392	417,370	1,563,238	19,392
		5-ADMINISTRATION	2,261		2,261		2,000	261	
		TOTAL	2,002,261		1,982,869	19,392	419,370	1,563,498	19,392

PROGRAM CODE	STATE NAME	PROGRAM AREA	ALLOCATIONS	UN-OBLIGATED COMMITMENTS	OBLIGATIONS	UN-OBLIGATED ALLOCATIONS(c)	UN-LIQUIDATED OBLIGATIONS	EXPENDITURES	ALLOCATION AVAILABLE
3223EM	UTAH	2-INFRASTRUCTURE	1,538,849	10,000	1,528,849	10,000	118,824	1,410,025	0
		4-OPERATIONS							
		5-ADMINISTRATION	81,798		63,146	18,652	13,764	49,381	18,652
		TOTAL	1,620,647	10,000	1,591,994	28,652	132,589	1,459,406	18,652
3224EM	COLORADO	2-INFRASTRUCTURE	13,597,030		13,534,963	62,067	34,136	13,500,827	62,067
		4-OPERATIONS							
		5-ADMINISTRATION	648,680		615,761	32,919	14,621	601,140	32,919
		TOTAL	14,245,710		14,150,724	94,986	48,757	14,101,967	94,986
3225EM	MICHIGAN	2-INFRASTRUCTURE	1,920,000		1,703,588	216,412	64,739	1,638,849	216,412
		5-ADMINISTRATION	603,594		433,896	169,698	55,917	377,979	169,698
		TOTAL	2,523,594		2,137,484	386,110	120,656	2,016,828	386,110
3226EM	DISTRICT OF COLUMBIA	2-INFRASTRUCTURE	1,838,568		1,836,498	2,070	1,836,498	2,070	
		5-ADMINISTRATION	100,803		54,053	46,751		54,053	46,751
		TOTAL	1,939,371		1,890,551	48,821	1,836,498	54,053	48,821
3227EM	WASHINGTON	2-INFRASTRUCTURE	2,998,033		2,998,031	2	2,998,031	2	
		5-ADMINISTRATION	431,046		379,000	52,046	18,548	360,452	52,046
		TOTAL	3,429,079		3,377,032	52,047	3,016,579	360,452	52,047
3228EM	OREGON	2-INFRASTRUCTURE	2,047,247		2,047,243	4	1,449,473	597,770	4
		5-ADMINISTRATION	45,053		38,096	6,957	6,579	31,516	6,957
		TOTAL	2,092,300		2,085,339	6,961	1,456,052	629,287	6,961
3229EM	NEW MEXICO	2-INFRASTRUCTURE	2,139,828		1,626,508	513,320	1,489,688	136,820	513,320
		5-ADMINISTRATION	106,507		70,132	36,375	3,770	66,361	36,375
		TOTAL	2,246,335		1,696,640	549,695	1,493,459	203,181	549,695
3230EM	ILLINOIS	2-INFRASTRUCTURE	2,418,578		1,537,652	880,926	454,633	1,083,019	880,926
		5-ADMINISTRATION	250,118		226,316	23,802	38,108	188,208	23,802
		TOTAL	2,668,696		1,763,968	904,728	492,740	1,271,227	904,728
3231EM	KENTUCKY	2-INFRASTRUCTURE	4,300,000		4,259,405	40,595	2,596,473	1,662,933	40,595
		5-ADMINISTRATION	9,961		9,961		2,000	7,961	
		TOTAL	4,309,961		4,269,366	40,595	2,598,473	1,670,893	40,595
3232EM	MISSOURI	2-INFRASTRUCTURE	2,005,000		1,958,975	46,025	1,924,075	34,900	46,025
		5-ADMINISTRATION	670,895		641,584	29,312	20,209	621,375	29,312
		TOTAL	2,675,895		2,600,558	75,337	1,944,284	656,275	75,337
3233EM	SOUTH CAROLINA	2-INFRASTRUCTURE	3,614,915		3,507,849	107,066	39,836	3,468,013	107,066
		5-ADMINISTRATION	42,089		42,089		2,000	40,089	
		TOTAL	3,657,004		3,549,938	107,066	41,836	3,508,102	107,066
3234EM	SOUTH DAKOTA	2-INFRASTRUCTURE	261,722		261,676	46	50,344	211,332	46
		5-ADMINISTRATION	32,700		12,086	20,614	1,734	10,352	20,614
		TOTAL	294,422		273,761	20,661	52,078	221,684	20,661
3235EM	PENNSYLVANIA	2-INFRASTRUCTURE	2,779,000		2,716,239	62,761	687,812	2,028,427	62,761
		5-ADMINISTRATION	275,775		263,082	12,693	2,242	260,840	12,693
		TOTAL	3,054,775		2,979,321	75,454	690,053	2,289,268	75,454
3236EM	KANSAS	2-INFRASTRUCTURE	163,200		163,069	131	9,135	153,933	131
		5-ADMINISTRATION	187		187	0		187	0
		TOTAL	163,387		163,255	132	9,135	154,120	132
3237EM	ALABAMA	2-INFRASTRUCTURE	3,000,000		2,840,416	159,584	68,188	2,772,228	159,584
		4-OPERATIONS	1,000,000		1,000,000		1,000,000		
		5-ADMINISTRATION							
		TOTAL	4,000,000		3,840,416	159,584	1,068,188	2,772,228	159,584
3238EM	INDIANA	2-INFRASTRUCTURE	4,127,992		3,930,006	197,986	3,893,756	36,250	197,986
		5-ADMINISTRATION	22,864		2,392	20,472	96	2,297	20,472
		TOTAL	4,150,856		3,932,398	218,458	3,893,852	38,546	218,458
3239EM	IOWA	2-INFRASTRUCTURE	222,618		222,618		6,968	215,650	
		5-ADMINISTRATION	15,278		5,639	9,638		5,639	9,638
		TOTAL	237,895		228,257	9,638	6,968	221,289	9,638
3240EM	VIRGINIA	2-INFRASTRUCTURE	593,100		592,846	254	169,166	423,680	254
		5-ADMINISTRATION	130,910		111,522	19,388	111,522	19,388	
		TOTAL	724,010		704,368	19,642	169,166	535,202	19,642
3241EM	ARIZONA	2-INFRASTRUCTURE	5,292,410		5,292,115	295	386,405	4,905,710	295
		5-ADMINISTRATION	2,257,438		2,250,815	6,623	1,999,342	251,473	6,623
		TOTAL	7,549,848		7,542,930	6,918	2,385,747	5,157,183	6,918
3242EM	MINNESOTA	2-INFRASTRUCTURE	15,000,000		3,893,657	11,106,343	2,912,288	981,368	11,106,343
		5-ADMINISTRATION	24,450		1,827	22,623	1,827		22,623
		TOTAL	15,024,450		3,895,484	11,128,966	2,914,115	981,368	11,128,966

PROGRAM CODE	STATE NAME	PROGRAM AREA	ALLOCATIONS	UN-OBLIGATED COMMITMENTS	OBLIGATIONS	UN-OBLIGATED ALLOCATIONS(c)	UN-LIQUIDATED OBLIGATIONS	EXPENDITURES	ALLOCATION AVAILABLE
3243EM	NEVADA	2-INFRASTRUCTURE	1,000,000		705,623	294,377	210,594	495,029	294,377
		5-ADMINISTRATION	317,219		300,371	16,848	16,338	284,034	16,848
		TOTAL	1,317,219		1,005,994	311,225	226,932	779,062	311,225
3244EM	IDAHO	2-INFRASTRUCTURE	584,137		584,134	3	440,798	143,336	3
		5-ADMINISTRATION	35,700		10,108	25,592	249	9,860	25,592
		TOTAL	619,837		594,243	25,594	441,047	153,195	25,594
3245EM	NEBRASKA	2-INFRASTRUCTURE	210,100		210,100		136,254	73,846	
		5-ADMINISTRATION	1,302		1,302			1,302	
		TOTAL	211,402		211,402		136,254	75,147	
3246EM	CONNECTICUT	2-INFRASTRUCTURE	1,000,000		682,938	317,062	682,938		317,062
		5-ADMINISTRATION	43,301		37,443	5,858	13,718	23,725	5,858
		TOTAL	1,043,301		720,381	322,920	696,656	23,725	322,920
3247EM	NORTH DAKOTA	2-INFRASTRUCTURE	23,747		23,747	0		23,747	0
		5-ADMINISTRATION	41,985		27,322	14,663	1,596	25,726	14,663
		TOTAL	65,732		51,069	14,664	25,342	25,726	14,664
3248EM	CALIFORNIA	2-INFRASTRUCTURE	200,000		1,289	198,711	1,289		198,711
		5-ADMINISTRATION	703,320		686,466	16,854	24,728	661,738	16,854
		TOTAL	903,320		687,754	215,566	26,016	661,738	215,566
3249EM	WISCONSIN	2-INFRASTRUCTURE	3,501,228		2,970,100	531,128	2,101,658	868,441	531,128
		5-ADMINISTRATION	24,737		1,225	23,512		1,225	23,512
		TOTAL	3,525,965		2,971,325	554,640	2,101,658	869,666	554,640
3250EM	OHIO	2-INFRASTRUCTURE	2,518,180		2,491,579	26,601	607,651	1,883,928	26,601
		5-ADMINISTRATION	25,350			25,350			25,350
		TOTAL	2,543,530		2,491,579	51,951	607,651	1,883,928	51,951
3251EM	MARYLAND	2-INFRASTRUCTURE	1,637,550		1,566,521	71,029	462,625	1,103,896	71,029
		5-ADMINISTRATION	106,326		82,921	23,404		82,921	23,404
		TOTAL	1,743,876		1,649,442	94,434	462,625	1,186,817	94,434
3252EM	MASSACHUSETTS	2-INFRASTRUCTURE	5,750,000		5,560,183	189,817	338,416	5,221,767	189,817
		5-ADMINISTRATION	435,196		394,858	40,338	3,842	391,016	40,338
		TOTAL	6,185,196		5,955,041	230,155	342,258	5,612,783	230,155
3253EM	MONTANA	2-INFRASTRUCTURE	400,000		397,372	2,628	279,562	117,810	2,628
		5-ADMINISTRATION	42,856		34,786	8,070	1,408	33,378	8,070
		TOTAL	442,856		432,158	10,698	280,970	151,188	10,698
3255EM	RHODE ISLAND	2-INFRASTRUCTURE	1,500,000		1,131,503	368,497	204,415	927,088	368,497
		5-ADMINISTRATION	24,708		22,790	1,917	5,876	16,915	1,917
		TOTAL	1,524,708		1,154,294	370,414	210,291	944,003	370,414
3256EM	MAINE	2-INFRASTRUCTURE	100,000		51,276	48,724		51,276	48,724
		5-ADMINISTRATION	6,000		6,000		6,000		
		TOTAL	106,000		57,276	48,724	6,000	51,276	48,724
3257EM	NEW JERSEY	2-INFRASTRUCTURE	120,026		120,026		3,334	116,692	
		5-ADMINISTRATION	81,317		61,486	19,831	641	60,846	19,831
		TOTAL	201,343		181,512	19,831	3,974	177,538	19,831
3258EM	NEW HAMPSHIRE	2-INFRASTRUCTURE	100,000		9,887	90,113		9,887	90,113
		5-ADMINISTRATION	6,000		6,000		5,908	92	
		TOTAL	106,000		15,887	90,113	5,908	9,979	90,113
3262EM	NEW YORK	2-INFRASTRUCTURE	2,259,214		1,644,588	614,626	623,031	1,021,557	614,626
		5-ADMINISTRATION	354,100		309,925	44,175	7,343	302,583	44,175
		TOTAL	2,613,314		1,954,514	658,800	630,374	1,324,140	658,800
3263EM	DELAWARE	2-INFRASTRUCTURE	101,941		100,286	1,655	4,868	95,419	1,655
		5-ADMINISTRATION	48,900		443	48,457		443	48,457
		TOTAL	150,841		100,729	50,112	4,868	95,862	50,112
GRAND TOTAL			30,983,090,907	1,435,339,528	29,321,379,225	1,661,711,681	11,628,900,171	17,692,479,054	226,372,153

KATRINA MISSION ASSIGNMENTS

AS OF 08-02-2006

OBLIGATIONS	
DHS AGENCIES	Total
BTS	200,000
CBP	30,957,949
DHSOIG	200,000
FLETC	460,103
FPS	199,068,373
IAIP	214,000
ICE	36,417,200
NCS	7,318,000
OCFO	210,000
OSLGCP	200,000
S&T	100,000
TSA	455,000
USCG	415,557,501
USCIS	910,000
USSS	8,800
Subtotal, DHS	692,276,926
OTHER AGENCIES	Total
AID	17,354,000
APHIS	380,000
ARC	55,000
BUREC	1,089,000
CDC	20,098,500
CNCS	3,540,126
COE-LRD	15,000
COE-MVD	3,912,876,516
COE-SAD	181,635,000
DHUD	82,945,000
DOC	1,500,000
DOD	968,456,169
DOE	390,000
DOED	205,000
DOI	1,354,400
DOL	325,000
DOS	55,000
DOT	466,780,385
EEOC	200,000
EPA	312,386,200
FAA	
FCC	200,000
FCSIC	200,000
FMSHRC	200,000
FNS	20,000
GSA	78,321,518
HHS	163,669,997
MSPB	
NAR	880,380
NASA	541,500
NCPC	7,469
NCUA	
NGA	690,000
NLRB	240,000
NOAA	2,250,000
NPS	157,000
NRC	200,000
NSF	200,000
OPM	615,000
OSHA	21,625,000
RRB	5,419
SBA	200,000
SCS	11,800
SEC	2,000
SSA	842,397
TREAS	2,710,650
TVA	9,184,271
USDA	12,560,500
USDJ	55,749,600
USFS	179,195,288
USGS	460,800
USPC	4,697,217
USPHS	
USPS	1,126,889
VA	75,000
Subtotal, Other Agencies	6,508,479,990
Grand Total MA s	7,200,756,916

RITA DECLARATIONS BY MAJOR OBJECT CLASS

AS OF 08-02-2006

PROGRAM AREA	PROGRAM NAME	ALLOCATIONS	UN-OBLIGATED COMMITMENTS	OBLIGATIONS	UN-OBLIGATED ALLOCATIONS(c)	UN-LIQUIDATED OBLIGATIONS	EXPENDITURES	ALLOCATION AVAILABLE
1-HUMAN SERVICES	2503-UNEMPLOYMENT	23,167,496		21,545,421	1,622,075		21,545,421	1,622,075
	2504-CRISIS COUNSELING-NIMH	1,546,988		1,546,988			1,546,988	
	2576-LEGAL SERVICES							
	2592-INSPECTIONS	75,017,470	30,808	74,985,467	32,003	27,302,117	47,683,350	1,195
	4149-OTHER NEEDS ASSISTANCE	106,800,500		106,800,000	500	2,545,177	104,254,823	500
	414X-HOUSING ASSISTANCE	916,536,548		916,535,649	899	6,579,302	909,956,347	899
	4152-CRISIS COUNSELING-SCC	1,557,215		650,742	906,473	491,300	159,442	906,473
	4154-OTHER NEEDS ASSISTANCE	72,380,000		71,880,000	500,000	1,858,981	70,021,019	500,000
	MANUFACTURED HOUSING	204,301,295	14,695,007	154,645,257	49,656,038	49,201,695	105,443,562	34,961,031
	TOTAL	1,401,307,512	14,725,815	1,348,589,524	52,717,988	87,978,572	1,260,610,952	37,992,173
2-INFRASTRUCTURE	2594-INSPECTIONS	19,632,900		19,587,221	45,679	4,357,212	15,230,009	45,679
	416X-PUBLIC ASSISTANCE	661,627,097		653,558,242	8,068,855	239,247,333	414,310,909	8,068,855
	TOTAL	681,259,997		673,145,463	8,114,534	243,604,545	429,540,918	8,114,534
3-MITIGATION	2593-INSPECTIONS	16,324,974	1,516,264	11,203,747	5,121,227	8,453,607	2,750,141	3,604,963
	4173-HAZARD MITIGATION	21,814,479		21,814,479		21,786,193	28,286	
	TOTAL	38,139,453	1,516,264	33,018,226	5,121,227	30,239,800	2,778,426	3,604,963
4-OPERATIONS	2507-MISSIONS-TA	750,000		750,000		474,422	275,578	
	2508-MISSIONS-DFA	761,196,000		665,497,600	95,698,400	548,901,966	116,595,634	95,698,400
	TOTAL	761,946,000		666,247,600	95,698,400	549,376,388	116,871,212	95,698,400
5-ADMINISTRATION	11XX-SALARIES & BENEFITS	57,068,560		54,862,017	2,206,543		54,862,017	2,206,543
	21XX-TRAVEL	34,482,340	200,819	34,055,776	426,564	1,585,605	32,470,171	225,745
	22XX-TRANSPORTION	3,761,000	65,000	1,566,601	2,194,399	521,257	1,045,344	2,129,399
	23XX-RENT, COMM, UTILITIES	25,297,341	3,821,280	20,500,900	4,796,441	6,209,900	14,291,000	975,161
	24XX-PRINT & REPRO	1,193,000	147,100	832,714	360,286	537,957	294,757	213,186
	2501-MISSIONS-FOS	389,233,851		387,999,629	1,234,222	333,847,883	54,151,746	1,234,222
	25XX-OTHER SERVICES	558,015,374	90,457,858	451,540,576	106,474,799	206,355,416	245,185,160	16,016,941
	26XX-SUPPLIES & MATERIALS	50,080,975	1,888,318	44,640,724	5,440,251	12,109,634	32,531,090	3,551,933
	31XX-EQUIPMENT	14,558,983	3,340,406	10,240,809	4,318,174	2,729,914	7,510,895	977,768
	32XX-LAND & STRUCTURES	2,165,000	75	401,225	1,763,775	401,225		1,763,700
	4101-URBAN SEARCH & RESCUE	22,400,226	120,000	22,280,226	120,000	15,713,010	6,567,216	
TOTAL	1,158,256,650	100,040,856	1,028,921,198	129,335,452	580,011,801	448,909,396	29,294,597	
GRAND TOTAL	4,040,909,612	116,282,935	3,749,922,011	290,987,601	1,491,211,106	2,258,710,905	174,704,666	

RITA DECLARATIONS BY PROGRAM AREA

AS OF 08-02-2006

PROGRAM CODE	STATE NAME	PROGRAM AREA	ALLOCATIONS	UN-OBLIGATED COMMITMENTS	OBLIGATIONS	UN-OBLIGATED ALLOCATIONS(c)	UN-LIQUIDATED OBLIGATIONS	EXPENDITURES	ALLOCATION AVAILABLE
1606DR	TEXAS	1-HUMAN SERVICES	844,749,938	14,725,815	792,032,474	52,717,464	75,550,818	716,481,656	37,991,648
		2-INFRASTRUCTURE	335,380,900		328,018,675	7,362,225	75,819,777	252,198,898	7,362,225
		3-MITIGATION	32,860,926	816,224	28,449,739	4,411,187	27,805,562	644,177	3,594,963
		4-OPERATIONS	236,200,000		235,501,600	698,400	211,205,611	24,295,989	698,400
		5-ADMINISTRATION	634,232,746	61,289,519	548,518,576	85,714,170	285,288,981	263,229,594	24,424,651
		TOTAL	2,083,424,510	76,831,558	1,932,521,065	150,903,445	675,670,750	1,256,850,315	74,071,887
1607DR	LOUISIANA	1-HUMAN SERVICES	556,557,574		556,557,049	525	12,427,754	544,129,296	525
		2-INFRASTRUCTURE	330,764,097		330,321,680	442,417	163,852,363	166,469,317	442,417
		3-MITIGATION	5,278,527	700,040	4,568,487	710,040	2,434,238	2,134,249	10,000
		4-OPERATIONS	520,636,000		425,636,000	95,000,000	333,060,777	92,575,223	95,000,000
		5-ADMINISTRATION	426,713,763	38,751,337	383,092,481	43,621,282	203,877,030	179,215,450	4,869,945
		TOTAL	1,839,949,961	39,451,377	1,700,175,697	139,774,264	715,652,162	984,523,535	100,322,887
3259EM	FLORIDA	2-INFRASTRUCTURE	9,100,000		8,921,857	178,143	3,718,143	5,203,714	178,143
		4-OPERATIONS	10,000		10,000		10,000		
		5-ADMINISTRATION	1,280,801		1,280,801		1,211,541	69,260	
		TOTAL	10,390,801		10,212,657	178,143	4,939,684	5,272,973	178,143
3260EM	LOUISIANA	2-INFRASTRUCTURE							
		4-OPERATIONS	100,000		100,000		100,000		
		5-ADMINISTRATION	175,000		175,000		175,000		
		TOTAL	275,000		275,000		275,000		
3261EM	TEXAS	2-INFRASTRUCTURE	6,015,000		5,883,251	131,749	214,261	5,668,990	131,749
		4-OPERATIONS	5,000,000		5,000,000		5,000,000		
		5-ADMINISTRATION	95,854,341		95,854,341		89,459,249	6,395,092	
		TOTAL	106,869,341		106,737,592	131,749	94,673,511	12,064,082	131,749
GRAND TOTAL			4,040,909,612	116,282,935	3,749,922,011	290,987,601	1,491,211,106	2,258,710,905	174,704,666

RITA MISSION ASSIGNMENTS

AS OF 08-02-2006

OBLIGATIONS	
DHS AGENCIES	Total
CBP	12,000,000
FPS	13,035,000
NCS	5,862,685
USCG	26,741,000
Subtotal, DHS	57,638,685
OTHER AGENCIES	Total
APHIS	20,000
ARC	
BIA	317,600
BUREC	1,000,000
CDC	
CNCS	224,000
COE-MVD	287,825,000
COE-NAD	
COE-SAD	155,000
COE-SWD	265,928,900
DHUD	120,000
DOD	48,480,000
DOE	60,000
DOI	5,000
DOT	67,021,544
EPA	44,545,000
GSA	565,500
HHS	76,290,000
NGA	690,000
NOAA	2,790,000
TREAS	80,000
TVA	2,080,000
USDA	6,470,000
USFS	180,905,000
USGS	36,000
USPC	1,000,000
VA	10,000,000
Subtotal, Other Agencies	996,608,544
GRAND TOTAL MA s	1,054,247,229

WILMA DECLARATIONS BY MAJOR OBJECT CLASS

AS OF 08-02-2006

PROGRAM AREA	PROGRAM NAME	ALLOCATIONS	UN-OBLIGATED COMMITMENTS	OBLIGATIONS	UN-OBLIGATED ALLOCATIONS(c)	UN-LIQUIDATED OBLIGATIONS	EXPENDITURES	ALLOCATION AVAILABLE
1-HUMAN SERVICES	2503-UNEMPLOYMENT	6,050,125		6,050,125			6,050,125	
	2504-CRISIS COUNSELING-NIMH	3,246,808		3,246,808			3,246,808	
	2576-LEGAL SERVICES	5,000		5,000			5,000	
	2592-INSPECTIONS	48,379,400	2,000,000	44,354,901	4,024,499	5,360,607	38,994,294	2,024,499
	4149-OTHER NEEDS ASSISTANCE	183,000,000		159,000,000	24,000,000	14,771,694	144,228,306	24,000,000
	414X-HOUSING ASSISTANCE	163,715,000		157,695,000	6,020,000	10,315,725	147,379,275	6,020,000
	4152-CRISIS COUNSELING-SCC	2,628,148		2,424,122	204,026	725,617	1,698,505	204,026
	TOTAL	494,037,481	5,332,104	454,350,432	39,687,049	47,638,425	406,712,007	34,354,945
2-INFRASTRUCTURE	2594-INSPECTIONS	50,641,806	13,426,100	37,215,706	13,426,100	5,162,282	32,053,424	
	416X-PUBLIC ASSISTANCE	1,060,050,000		1,057,377,764	2,672,236	436,922,303	620,455,461	2,672,236
	TOTAL	1,110,691,806	13,426,100	1,094,593,470	16,098,336	442,084,585	652,508,885	2,672,236
3-MITIGATION	2593-INSPECTIONS	1,000,000	20,203	934,797	65,203	592,406	342,391	45,000
	TOTAL	1,000,000	20,203	934,797	65,203	592,406	342,391	45,000
4-OPERATIONS	2507-MISSIONS-TA	700,000		700,000		378,524	321,476	
	2508-MISSIONS-DFA	233,328,384		233,328,384		230,425,401	2,902,983	
	TOTAL	234,028,384		234,028,384		230,803,925	3,224,459	
5-ADMINISTRATION	11XX-SALARIES & BENEFITS	37,113,330		34,978,646	2,134,684		34,978,646	2,134,684
	21XX-TRAVEL	14,859,700	293,337	14,157,416	702,284	616,810	13,540,606	408,948
	22XX-TRANSPORTION	13,625,440		12,625,440	1,000,000	8,121,794	4,503,646	1,000,000
	23XX-RENT, COMM, UTILITIES	7,812,605	906,546	6,906,059	906,547	1,295,943	5,610,115	0
	24XX-PRINT & REPRO	548,500	39,928	286,870	261,630	71,670	215,200	221,702
	2501-MISSIONS-FOS	147,229,012		146,309,959	919,053	117,125,208	29,184,751	919,053
	25XX-OTHER SERVICES	31,382,000	6,746,826	18,238,262	13,143,738	13,190,727	5,047,535	6,396,911
	26XX-SUPPLIES & MATERIALS	91,470,000	5,456,583	85,822,209	5,647,791	81,936,577	3,885,632	191,207
	31XX-EQUIPMENT	2,346,000	2,705,360	1,459,399	886,601	367,453	1,091,946	(1,818,759)
	32XX-LAND & STRUCTURES	99,225	16,970	82,255	16,970		82,255	
4101-URBAN SEARCH & RESCUE	6,216,000		5,963,794	252,206	5,379,176	584,618	252,206	
TOTAL	352,701,812	16,165,550	326,830,308	25,871,504	228,105,359	98,724,950	9,705,953	
GRAND TOTAL	2,192,459,483	34,943,957	2,110,737,392	81,722,091	949,224,700	1,161,512,692	46,778,134	

WILMA DECLARATIONS BY PROGRAM AREA

AS OF 08-02-2006

PROGRAM CODE	STATE NAME	PROGRAM AREA	ALLOCATIONS	UN-OBLIGATED COMMITMENTS	OBLIGATIONS	UN-OBLIGATED ALLOCATIONS(c)	LIQUIDATED OBLIGATIONS	EXPENDITURES	ALLOCATION AVAILABLE
1609DR	FLORIDA	1-HUMAN SERVICES	494,037,481	5,332,104	454,350,432	39,687,049	47,638,425	406,712,007	34,354,945
		2-INFRASTRUCTURE	1,110,691,806	13,426,100	1,094,593,470	16,098,336	442,084,585	652,508,885	2,672,236
		3-MITIGATION	1,000,000	20,203	934,797	65,203	592,406	342,391	45,000
		4-OPERATIONS	234,028,384		234,028,384		230,803,925	3,224,459	
		5-ADMINISTRATION	352,701,812	16,165,550	326,830,308	25,871,504	228,105,359	98,724,950	9,705,953
		TOTAL	2,192,459,483	34,943,957	2,110,737,392	81,722,091	949,224,700	1,161,512,692	46,778,134
GRAND TOTAL			2,192,459,483	34,943,957	2,110,737,392	81,722,091	949,224,700	1,161,512,692	46,778,134

WILMA MISSION ASSIGNMENTS

AS OF 08-02-2006

OBLIGATIONS	
DHS AGENCIES	Total
FPS	30,521,512
NCS	40,000
USCG	120,000
Subtotal, DHS	30,681,512
OTHER AGENCIES	Total
CIA	200,000
CNCS	1,250,000
COE-SAD	292,886,445
DOC	200,000
DOD	3,550,000
DOE	55,000
DOI	28,384
DOT	35,249,501
EPA	440,000
GSA	130,000
HHS	9,395,000
NOAA	115,000
NPS	
SSA	200,000
USDA	330,000
USDJ	45,000
USFS	5,580,000
USFWS	
USGS	2,500
Subtotal, Other Agencies	349,656,830
GRAND TOTAL MA s	380,338,342



**FINANCIAL INFORMATION TOOL
FOR HURRICANE KATRINA, RITA, & WILMA DECLARATIONS ONLY
NOTES & TERMS**

ITEM	DESCRIPTION
21XX-TRAVEL OF PEOPLE	Travel & transportation costs of FEMA employees and evacuating disaster victims
22XX-TRANSPORT OF THINGS	Transporting things such as express mail and equipment
23XX-RENT, COMM, UTILITIES	JFO Office space, DRC Office space, phone lines, electricity, water, etc.
24XX-PRINT & REPRO	Quick Copy service, printing and duplicating , etc.
2501-MISSIONS-FOS	Federal Operational Support - OFA Administrative costs such as travel, overtime, etc.
2503-UNEMPLOYMENT	Unemployment assistance to disaster victims
2507-MISSIONS-TA	Technical Assistance - provided by an OFA to the State & Local Governments
2508-MISSIONS-DFA	Direct Federal Assistance - provided by OFAs to directly benefit the State/Local Government and/or citizens usually commodities and services like ice, water, meals, etc.
2576-LEGAL SERVICES	Provided to assist disaster victims
2592-INSPECTIONS IHP/IFG	To inspect individual disaster victim's homes to determine eligibility for FEMA assistance programs
2593-INSPECTIONS HMTAP	To provide inspections, reviews and other technical assistance related to the Hazard Mitigation Program
2594-INSPECTIONS PA TAC	To prepare preliminary damage assessments and damage survey reports for the Public Assistance Program
25XX-OTHER SERVICES	Other services provided by contract not otherwise categorized
26XX-SUPPLIES & MATERIALS	Office supplies, IT supplies, safety supplies, fuel, clothing, food, drinking water, parts, etc.
31XX-EQUIPMENT	Durable personal property that has an expected life of 1 year or more such as equipment, tools, computers, etc.
32XX-LAND & STRUCTURES	Real estate and permanent improvements to real estate
4101-URBAN SEARCH & RESCUE	Cost of searching for and rescuing disaster victims from the disaster site(s)
414X-HOUSING & OTHER NEEDS	Awards to disaster victims for rent, hotels, minimal repairs, replacement, etc.
4154-OTHER NEEDS	Awards to disaster victims for medical, dental, funeral, personal property, clothing, furniture, and similar needs
416X-PUBLIC ASSISTANCE	Grants to States for projects under Infrastructue also known as the Public Assistance Program
4173-HAZARD MITIGATION	Grants to States for projects under the Mitigation Program
CRISIS COUNSELING	Grants to States or to the National Institutes of Mental Health to assist disaster victims
DRC	Disaster Recovery Center for assisting disaster victims in applying for disaster assistance
JFO	Joint Field Office
MANUFACTURED HOUSING	Costs of setting up short term temporary housing for disaster victims including manufactured housing and pad setup
OFA	Other Federal Agency other than FEMA
PROGRAM CODE	Disaster Number
PROGRAM NAME	Identifies and groups costs associated with a specific FEMA Program
VENDOR ALPHA	Name of private company, OFA, or State/Local government with whom FEMA has contracted to provide commodities or services, or pay grants/awards

FINANCIAL INFORMATION TOOL
FOR HURRICANE KATRINA, RITA, & WILMA DECLARATIONS ONLY
VENDORS WITH CUMMULATIVE OBLIGATIONS GREATER THAN OR EQUAL TO \$50 MILLION IN DESCENDING ORDER BY OBLIGATIONS

AS OF 08-02-2006

VENDOR ALPHA	OBLIGATIONS	EXPENDITURES
LA OFFICE OF HOMELAND SECURITY	8,370,282,697.71	6,541,115,341.83
US ARMY CORPS OF ENGINEERS	4,944,371,861.32	541,971,486.87
MISSISSIPPI, STATE OF	2,716,724,788.76	1,832,217,531.99
FLORIDA BUREAU OF DISASTER	1,552,448,826.00	1,038,433,469.78
TX DEPARTMENT OF PUBLIC SAFETY	1,451,291,285.29	1,276,260,911.54
DEPARTMENT OF DEFENSE	1,332,991,854.68	490,513,013.80
FLUOR DANIEL INC	1,260,195,518.98	922,370,647.59
SHAW ENVIRONMENTAL & INFRASTRUCTURE	830,570,485.50	408,115,925.66
ENVIRONMENTAL PROTECTION AGENCY	751,713,137.00	9,398,166.23
DEPARTMENT OF TRANSPORTATION	569,051,429.76	310,811,029.30
GULF STREAM COACH, INC.	547,697,225.00	538,269,979.00
CORPORATE LODGING CONSULTANTS, INC.	522,193,600.00	454,379,561.59
BECHTEL NATIONAL, INC.	504,571,878.50	423,701,883.84
US COAST GUARD	442,418,501.00	11,610,623.34
US DEPARTMENT OF LABOR	438,103,945.00	437,793,890.96
CH2M HILL CONSTRUCTORS, INC.	430,301,659.77	318,731,663.11
USDA FOREST SERVICE	385,040,788.00	4,330,350.00
MORGAN BUILDINGS & SPAS, INC.	372,325,238.75	353,068,272.92
PRECISION HOMES	287,515,000.00	280,878,481.99
AMERICAN RED CROSS	285,254,800.00	248,948,173.63
DEPARTMENT OF HEALTH AND HUMAN SERVICES	275,593,497.52	21,251,837.48
FEDERAL PROTECTIVE SERVICE/DHS	248,709,740.63	62,381,079.14
AL EMERGENCY MANAGEMENT AGENCY	233,775,099.34	193,415,633.86
GENERAL SERVICES ADMINISTRATION	195,985,105.32	25,252,124.07
CLEARBROOK LLC	191,986,168.00	145,410,054.60
GBL'S	159,022,500.00	126,532,167.19
FEMA GROUP TRAVEL	157,815,337.24	149,999,502.57
PARTNERSHIP FOR RESPONSE & RECOVERY	145,845,219.75	111,974,402.83
NISTC	142,709,400.00	111,322,956.49
CMH MANUFACTURING, INC.	138,967,578.79	127,379,840.79
ALLTECH	135,855,194.66	89,919,562.02
EMERGENCY RESPONSE PROG MANAGEMENT	132,958,300.00	126,394,536.68
NORTH AMERICAN CATASTROPHE SVCS INC	127,793,643.64	123,363,282.92
BOURGET'S OF THE SOUTH, LLC	119,499,655.60	119,499,655.60
PRI/DJI, A RECONSTRUCTION JV	101,030,332.43	4,541,939.37
AMERICOLD LOGISTICS LLC	96,928,506.58	90,676,966.91
HOUSING & URBAN DEVELOPMENT	83,065,000.00	36,041,895.57
CHAMPION HOME BUILDERS CO	80,759,579.79	70,400,027.50
US BANK	73,173,630.14	31,491,440.09
CUSTOMS AND BORDER PROTECTION	61,373,389.00	6,795,166.08
CITIBANK	57,123,101.97	55,243,851.31
U S DEPARTMENT OF JUSTICE	55,794,600.00	3,300,991.21
Grand Total	31,010,829,101.42	18,275,509,319.25

FINANCIAL INFORMATION TOOL
FOR HURRICANE KATRINA, RITA, & WILMA DECLARATIONS ONLY
VENDORS WITH CUMMULATIVE OBLIGATIONS GREATER THAN OR EQUAL TO \$50 MILLION IN DESCENDING ORDER BY OBLIGATIONS
AS OF 08-02-2006

VENDOR ALPHA	PROGRAM NAME	PROG CODE	STATE NAME	EVENT NAME	OBLIGATIONS	EXPENDITURES	
LA OFFICE OF HOMELAND SECURITY	414X-HOUSING & OTHER NEEDS	1603DR	LOUISIANA	KATRINA	4,613,787,179.74	4,591,871,027.40	
		1607DR	LOUISIANA	RITA	512,320,832.72	509,362,161.76	
	416X-PUBLIC ASSISTANCE	1603DR	LOUISIANA	KATRINA	2,896,531,121.71	1,265,793,153.79	
		1607DR	LOUISIANA	RITA	325,221,748.54	162,995,077.44	
	4173-HAZARD MITIGATION	1603DR	LOUISIANA	KATRINA	2,468,240.00	50,120.23	
		1607DR	LOUISIANA	RITA	433,544.00	12,472.00	
	CRISIS COUNSELING	1603DR	LOUISIANA	KATRINA	19,520,031.00	11,031,329.21	
LA OFFICE OF HOMELAND SECURITY Total					8,370,282,697.71	6,541,115,341.83	
US ARMY CORPS OF ENGINEERS	2501-MISSIONS-FOS	1602DR	FLORIDA	KATRINA	335,000.00	43,894.71	
		1603DR	LOUISIANA	KATRINA	47,434,364.00	3,009,356.95	
		1604DR	MISSISSIPPI	KATRINA	454,790,739.91	108,331,991.65	
		1605DR	ALABAMA	KATRINA	30,300,000.00	11,893,177.94	
		1606DR	TEXAS	RITA	41,888,900.00	11,012,528.70	
		1607DR	LOUISIANA	RITA	1,675,000.00	973,438.44	
		1609DR	FLORIDA	WILMA	69,936,445.45	10,862,715.91	
		3213EM	MISSISSIPPI	KATRINA	160,561.11	56,404.93	
		3214EM	ALABAMA	KATRINA			
		3259EM	FLORIDA	RITA	155,000.00	24,459.06	
		3261EM	TEXAS	RITA	5,590,000.00	14,958.43	
		2507-MISSIONS-TA	1603DR	LOUISIANA	KATRINA	7,000,000.00	1,568,867.19
			1604DR	MISSISSIPPI	KATRINA	243,255.98	129,871.30
			1606DR	TEXAS	RITA	150,000.00	10,593.51
	1607DR		LOUISIANA	RITA	600,000.00	264,984.85	
	1609DR		FLORIDA	WILMA	600,000.00	318,426.12	
	2508-MISSIONS-DFA	1603DR	LOUISIANA	KATRINA	2,131,507,000.00	69,264,645.59	
		1604DR	MISSISSIPPI	KATRINA	1,271,755,594.87	156,430,597.63	
		1605DR	ALABAMA	KATRINA	151,000,000.00	51,281,219.34	
		1606DR	TEXAS	RITA	213,350,000.00	24,285,395.18	
		1607DR	LOUISIANA	RITA	285,500,000.00	89,297,252.78	
		1609DR	FLORIDA	WILMA	222,350,000.00	2,896,706.66	
		3260EM	LOUISIANA	RITA			
	3261EM	TEXAS	RITA	5,000,000.00			
	25XX-OTHER SERVICES	1603DR	LOUISIANA	KATRINA	3,050,000.00		
	US ARMY CORPS OF ENGINEERS Total					4,944,371,861.32	541,971,486.87
	MISSISSIPPI, STATE OF	414X-HOUSING & OTHER NEEDS	1604DR	MISSISSIPPI	KATRINA	1,193,088,545.87	1,148,233,874.13
416X-PUBLIC ASSISTANCE		1604DR	MISSISSIPPI	KATRINA	1,515,225,282.89	680,722,173.86	
4173-HAZARD MITIGATION		1604DR	MISSISSIPPI	KATRINA	5,407,982.00	258,506.00	
CRISIS COUNSELING		1604DR	MISSISSIPPI	KATRINA	3,002,978.00	3,002,978.00	
MISSISSIPPI, STATE OF Total					2,716,724,788.76	1,832,217,531.99	
FLORIDA BUREAU OF DISASTER	414X-HOUSING & OTHER NEEDS	1609DR	FLORIDA	WILMA	316,695,000.00	291,607,580.30	
	416X-PUBLIC ASSISTANCE	1602DR	FLORIDA	KATRINA	154,194,475.13	113,223,537.57	
		1609DR	FLORIDA	WILMA	1,057,377,764.19	620,455,461.02	
		3220EM	FLORIDA	KATRINA	7,845,818.93	2,281,239.71	
		3259EM	FLORIDA	RITA	8,921,856.75	5,203,713.78	
		CRISIS COUNSELING	1604DR	MISSISSIPPI	KATRINA	4,989,789.00	3,963,432.60
		1609DR	FLORIDA	WILMA	2,424,122.00	1,698,504.80	
FLORIDA BUREAU OF DISASTER Total					1,552,448,826.00	1,038,433,469.78	
TX DEPARTMENT OF PUBLIC SAFETY	414X-HOUSING & OTHER NEEDS	1606DR	TEXAS	RITA	511,014,000.00	504,848,192.03	
	4154-OTHER NEEDS	1606DR	TEXAS	RITA	71,880,000.00	70,021,019.49	
	416X-PUBLIC ASSISTANCE	1606DR	TEXAS	RITA	313,346,453.96	240,443,217.71	
		3216EM	TEXAS	KATRINA	517,497,657.01	449,486,096.76	
		3261EM	TEXAS	RITA	5,883,251.32	5,668,989.88	
	4173-HAZARD MITIGATION	1606DR	TEXAS	RITA	21,380,935.00	15,813.83	

VENDOR ALPHA	PROGRAM NAME	PROG CODE	STATE NAME	EVENT NAME	OBLIGATIONS	EXPENDITURES
	CRISIS COUNSELING	1603DR	LOUISIANA	KATRINA	9,638,246.00	5,618,140.28
		1606DR	TEXAS	RITA	650,742.00	159,441.56
TX DEPARTMENT OF PUBLIC SAFETY Total					1,451,291,285.29	1,276,260,911.54
DEPARTMENT OF DEFENSE	2501-MISSIONS-FOS	1602DR	FLORIDA	KATRINA	100,000.00	
		1603DR	LOUISIANA	KATRINA	111,197,000.00	18,141,123.74
		1604DR	MISSISSIPPI	KATRINA	770,190,415.41	278,587,945.10
		1605DR	ALABAMA	KATRINA	2,669,482.21	
		1606DR	TEXAS	RITA	23,100,000.00	20,676.01
		1607DR	LOUISIANA	RITA		
		1609DR	FLORIDA	WILMA	2,650,000.00	849,573.00
		3212EM	LOUISIANA	KATRINA	250,000.00	
		3213EM	MISSISSIPPI	KATRINA	10,000.00	8,102.84
		3214EM	ALABAMA	KATRINA		
		3216EM	TEXAS	KATRINA	20,000.00	
		3259EM	FLORIDA	RITA	255,000.00	
		3260EM	LOUISIANA	RITA		
		3261EM	TEXAS	RITA	11,315,000.00	3,190,786.76
	2507-MISSIONS-TA	1603DR	LOUISIANA	KATRINA	384,500.00	
	2508-MISSIONS-DF A	1603DR	LOUISIANA	KATRINA	28,684,426.88	5,061,217.97
		1604DR	MISSISSIPPI	KATRINA	54,950,344.86	4,125,267.52
		1606DR	TEXAS	RITA	2,810,000.00	
		1607DR	LOUISIANA	RITA	11,000,000.00	1,576,361.33
		1609DR	FLORIDA	WILMA	900,000.00	6,276.58
		3216EM	TEXAS	KATRINA		
		3260EM	LOUISIANA	RITA		
	25XX-OTHER SERVICES	1603DR	LOUISIANA	KATRINA	16,082.04	
		1604DR	MISSISSIPPI	KATRINA	337,880.16	284,948.28
		1605DR	ALABAMA	KATRINA	79,950.24	
	26XX-SUPPLIES & MATERIALS	1603DR	LOUISIANA	KATRINA	149,535,482.19	91,588,158.78
		1604DR	MISSISSIPPI	KATRINA	90,958,532.13	87,008,294.29
		1609DR	FLORIDA	WILMA	70,371,168.00	
	31XX-EQUIPMENT	1603DR	LOUISIANA	KATRINA	250,000.00	
	MANUFACTURED HOUSING	1603DR	LOUISIANA	KATRINA	451,276.92	
		1604DR	MISSISSIPPI	KATRINA	425,363.40	64,281.60
		1606DR	TEXAS	RITA	79,950.24	
DEPARTMENT OF DEFENSE Total					1,332,991,854.68	490,513,013.80
FLUOR DANIEL INC	2594-INSPECTIONS PA TAC	1602DR	FLORIDA	KATRINA	2,800,000.00	2,110,982.33
		1603DR	LOUISIANA	KATRINA	62,915,000.00	47,448,278.77
		1604DR	MISSISSIPPI	KATRINA	28,550,000.00	23,337,277.69
		1605DR	ALABAMA	KATRINA	638,000.00	466,351.21
		1606DR	TEXAS	RITA	7,550,000.00	6,150,482.59
		1607DR	LOUISIANA	RITA	4,915,000.00	3,474,329.18
		1609DR	FLORIDA	WILMA	12,557,000.00	9,112,447.58
		3216EM	TEXAS	KATRINA	2,810,000.00	1,929,182.64
	MANUFACTURED HOUSING	1603DR	LOUISIANA	KATRINA	1,129,429,917.98	824,076,553.43
		1605DR	ALABAMA	KATRINA	1,816,792.00	1,252,865.68
		1606DR	TEXAS	RITA	4,701,226.00	2,469,859.49
		1609DR	FLORIDA	WILMA	1,512,583.00	542,037.00
FLUOR DANIEL INC Total					1,260,195,518.98	922,370,647.59
SHAW ENVIRONMENTAL & INFRASTRUCTURE	25XX-OTHER SERVICES	1606DR	TEXAS	RITA	1,109,049.00	
	MANUFACTURED HOUSING	1603DR	LOUISIANA	KATRINA	779,449,084.50	383,347,222.96
		1604DR	MISSISSIPPI	KATRINA	3,283,735.00	1,485,106.89
		1605DR	ALABAMA	KATRINA	10,992,829.00	4,563,813.19
		1606DR	TEXAS	RITA	31,833,936.00	17,215,887.62
		1607DR	LOUISIANA	RITA	1,503,895.00	1,503,895.00
		1609DR	FLORIDA	WILMA	2,397,957.00	
SHAW ENVIRONMENTAL & INFRASTRUCTURE Total					830,570,485.50	408,115,925.66
ENVIRONMENTAL PROTECTION AGENCY	2501-MISSIONS-FOS	1602DR	FLORIDA	KATRINA	20,000.00	

VENDOR ALPHA	PROGRAM NAME	PROG CODE	STATE NAME	EVENT NAME	OBLIGATIONS	EXPENDITURES	
		1603DR	LOUISIANA	KATRINA	22,517,000.00		
		1604DR	MISSISSIPPI	KATRINA	2,529,200.00	749,561.82	
		1605DR	ALABAMA	KATRINA	10,000.00	4,164.37	
		1606DR	TEXAS	RITA	10,000.00		
		1609DR	FLORIDA	WILMA	40,000.00	4,264.10	
		3213EM	MISSISSIPPI	KATRINA	10,000.00	6,188.73	
		3214EM	ALABAMA	KATRINA			
		3259EM	FLORIDA	RITA	10,000.00		
		3260EM	LOUISIANA	RITA	25,000.00		
		3261EM	TEXAS	RITA	5,000,000.00		
		2507-MISSIONS-TA	1603DR	LOUISIANA	KATRINA	2,500,000.00	
			1604DR	MISSISSIPPI	KATRINA	12,300,000.00	1,543,422.91
			1605DR	ALABAMA	KATRINA	3,000,000.00	119,628.12
			1609DR	FLORIDA	WILMA	100,000.00	3,049.85
	2508-MISSIONS-DFA	3214EM	ALABAMA	KATRINA			
		1603DR	LOUISIANA	KATRINA	197,000,000.00		
		1604DR	MISSISSIPPI	KATRINA	55,500,000.00	6,477,839.36	
		1605DR	ALABAMA	KATRINA	17,000,000.00	490,046.97	
		1607DR	LOUISIANA	RITA	39,500,000.00		
	25XX-OTHER SERVICES	1609DR	FLORIDA	WILMA	300,000.00		
		1603DR	LOUISIANA	KATRINA	258,065,898.00		
1607DR		LOUISIANA	RITA	136,276,039.00			
ENVIRONMENTAL PROTECTION AGENCY Total					751,713,137.00	9,398,166.23	
DEPARTMENT OF TRANSPORTATION							
	21XX-TRAVEL OF PEOPLE	1604DR	MISSISSIPPI	KATRINA			
		2501-MISSIONS-FOS	1602DR	FLORIDA	KATRINA	2,018,500.00	997,471.94
		1603DR	LOUISIANA	KATRINA	71,661,591.33	17,892,532.58	
		1604DR	MISSISSIPPI	KATRINA	64,811,314.00	43,455,544.59	
		1605DR	ALABAMA	KATRINA	24,057,500.00	12,914,311.61	
		1606DR	TEXAS	RITA	30,330,741.76	21,173,162.30	
		1607DR	LOUISIANA	RITA	25,110,000.00	16,876,505.85	
		1609DR	FLORIDA	WILMA	35,249,501.19	17,454,575.55	
		3212EM	LOUISIANA	KATRINA	6,120,000.00	134,839.68	
		3213EM	MISSISSIPPI	KATRINA	35,000.00	16,914.58	
		3214EM	ALABAMA	KATRINA			
		3215EM	ARKANSAS	KATRINA	50,000.00		
		3216EM	TEXAS	KATRINA	632,825.82	632,825.82	
		3259EM	FLORIDA	RITA	10,000.00		
		3261EM	TEXAS	RITA	1,570,802.08	870,802.08	
		2507-MISSIONS-TA	1604DR	MISSISSIPPI	KATRINA	50,000.00	
	2508-MISSIONS-DFA		1603DR	LOUISIANA	KATRINA	292,190,094.92	175,654,572.83
		1604DR	MISSISSIPPI	KATRINA	3,353,213.00		
		1607DR	LOUISIANA	RITA	10,000,000.00	1,436,624.23	
		3215EM	ARKANSAS	KATRINA	500,000.00		
		3216EM	TEXAS	KATRINA	1,300,345.66	1,300,345.66	
		3260EM	LOUISIANA	RITA			
	DEPARTMENT OF TRANSPORTATION Total					569,051,429.76	310,811,029.30
	GULF STREAM COACH, INC.						
	22XX-TRANSPORT OF THINGS	1603DR	LOUISIANA	KATRINA	26,319,725.00	17,228,213.00	
		MANUFACTURED HOUSING	1603DR	LOUISIANA	KATRINA	347,184,713.00	347,166,967.00
		1604DR	MISSISSIPPI	KATRINA	73,885,500.00	73,879,325.00	
		1605DR	ALABAMA	KATRINA	100,307,287.00	99,995,474.00	
GULF STREAM COACH, INC. Total					547,697,225.00	538,269,979.00	
CORPORATE LODGING CONSULTANTS, INC.							
	21XX-TRAVEL OF PEOPLE	1604DR	MISSISSIPPI	KATRINA	45,000.00	44,537.10	
		25XX-OTHER SERVICES	1603DR	LOUISIANA	KATRINA	227,989,384.00	217,340,961.66
		1604DR	MISSISSIPPI	KATRINA	108,724,206.00	90,768,666.84	
		1605DR	ALABAMA	KATRINA	26,102,430.00	21,838,675.04	
		1606DR	TEXAS	RITA	90,560,262.00	73,776,990.61	
		1607DR	LOUISIANA	RITA	68,772,318.00	50,609,730.34	
CORPORATE LODGING CONSULTANTS, INC. Total					522,193,600.00	454,379,561.59	

VENDOR ALPHA	PROGRAM NAME	PROG CODE	STATE NAME	EVENT NAME	OBLIGATIONS	EXPENDITURES	
BECHTEL NATIONAL, INC.	25XX-OTHER SERVICES	1604DR	MISSISSIPPI	KATRINA	21,421,522.00	13,418,176.98	
	MANUFACTURED HOUSING	1603DR	LOUISIANA	KATRINA	1,117,125.00	99,584.79	
		1604DR	MISSISSIPPI	KATRINA	482,033,231.50	410,184,122.07	
BECHTEL NATIONAL, INC. Total					504,571,878.50	423,701,883.84	
US COAST GUARD	2501-MISSIONS-FOS	1602DR	FLORIDA	KATRINA	1.00		
		1603DR	LOUISIANA	KATRINA	3,275,000.00		
		1604DR	MISSISSIPPI	KATRINA	13,970,000.00	294,252.57	
		1605DR	ALABAMA	KATRINA	2,275,000.00	154,116.91	
		1606DR	TEXAS	RITA	100,000.00		
		1609DR	FLORIDA	WILMA	50,000.00		
		3214EM	ALABAMA	KATRINA			
		3259EM	FLORIDA	RITA	16,000.00		
		3260EM	LOUISIANA	RITA	25,000.00		
	3261EM	TEXAS	RITA	200,000.00			
	2507-MISSIONS-TA	1603DR	LOUISIANA	KATRINA	37,500.00		
	2508-MISSIONS-DFA	1603DR	LOUISIANA	KATRINA	165,000,000.00	11,162,253.86	
		1604DR	MISSISSIPPI	KATRINA	231,000,000.00		
		1605DR	ALABAMA	KATRINA			
		1606DR	TEXAS	RITA	8,000,000.00		
		1607DR	LOUISIANA	RITA	18,400,000.00		
	1609DR	FLORIDA	WILMA	70,000.00			
	US COAST GUARD Total					442,418,501.00	11,610,623.34
	US DEPARTMENT OF LABOR	2501-MISSIONS-FOS	1603DR	LOUISIANA	KATRINA		
1604DR			MISSISSIPPI	KATRINA	325,000.00	14,945.96	
2503-UNEMPLOYMENT		1603DR	LOUISIANA	KATRINA	320,361,035.00	320,361,035.00	
		1604DR	MISSISSIPPI	KATRINA	88,450,000.00	88,450,000.00	
		1605DR	ALABAMA	KATRINA	1,372,364.00	1,372,364.00	
		1606DR	TEXAS	RITA	9,759,933.00	9,759,933.00	
		1607DR	LOUISIANA	RITA	11,785,488.00	11,785,488.00	
		1609DR	FLORIDA	WILMA	6,050,125.00	6,050,125.00	
		US DEPARTMENT OF LABOR Total					438,103,945.00
CH2M HILL CONSTRUCTORS, INC.	2507-MISSIONS-TA	1604DR	MISSISSIPPI	KATRINA			
	2592-INSPECTIONS IHP/IFG MANUFACTURED HOUSING	1604DR	MISSISSIPPI	KATRINA	1,675,499.84	274,993.25	
		1603DR	LOUISIANA	KATRINA	225,894,358.10	184,370,519.66	
		1604DR	MISSISSIPPI	KATRINA	130,152,450.87	80,318,435.91	
		1605DR	ALABAMA	KATRINA	36,697,538.02	25,491,479.11	
		1606DR	TEXAS	RITA	35,881,812.94	28,276,235.18	
CH2M HILL CONSTRUCTORS, INC. Total					430,301,659.77	318,731,663.11	
USDA FOREST SERVICE	2501-MISSIONS-FOS	1602DR	FLORIDA	KATRINA	735,000.00	11,409.42	
		1603DR	LOUISIANA	KATRINA	139,776,000.00	4,255,945.54	
		1604DR	MISSISSIPPI	KATRINA	8,607,000.00		
		1605DR	ALABAMA	KATRINA	1,280,000.00	22,030.32	
		1606DR	TEXAS	RITA	124,330,000.00		
		1609DR	FLORIDA	WILMA	5,910,000.00		
		3213EM	MISSISSIPPI	KATRINA	80,288.00		
		3214EM	ALABAMA	KATRINA			
		3216EM	TEXAS	KATRINA	5,000.00	2,655.53	
		3217EM	TENNESSEE	KATRINA			
		3218EM	GEORGIA	KATRINA			
		3222EM	NORTH CAROLINA	KATRINA			
		3231EM	KENTUCKY	KATRINA			
		3233EM	SOUTH CAROLINA	KATRINA			
		3241EM	ARIZONA	KATRINA	2,000,000.00	1,962.98	
		3259EM	FLORIDA	RITA	740,000.00		
		3261EM	TEXAS	RITA	21,155,000.00		
		2507-MISSIONS-TA	1602DR	FLORIDA	KATRINA	10,000.00	
	2508-MISSIONS-DFA	1604DR	MISSISSIPPI	KATRINA	62,500.00		
		1603DR	LOUISIANA	KATRINA	10,000,000.00		

VENDOR ALPHA	PROGRAM NAME	PROG CODE	STATE NAME	EVENT NAME	OBLIGATIONS	EXPENDITURES
		1604DR	MISSISSIPPI	KATRINA	6,700,000.00	631.44
		1606DR	TEXAS	RITA	650,000.00	
		1607DR	LOUISIANA	RITA	40,500,000.00	
		3216EM	TEXAS	KATRINA	22,500,000.00	35,714.77
USDA FOREST SERVICE Total					385,040,788.00	4,330,350.00
MORGAN BUILDINGS & SPAS, INC.	25XX-OTHER SERVICES	1603DR	LOUISIANA	KATRINA	348.75	
		1606DR	TEXAS	RITA	14,996.00	14,996.00
	31XX-EQUIPMENT	1603DR	LOUISIANA	KATRINA	125,000.00	125,000.00
	MANUFACTURED HOUSING	1603DR	LOUISIANA	KATRINA	114,362,394.00	95,105,776.92
		1604DR	MISSISSIPPI	KATRINA	244,122,500.00	244,122,500.00
		1605DR	ALABAMA	KATRINA	13,700,000.00	13,700,000.00
MORGAN BUILDINGS & SPAS, INC. Total					372,325,238.75	353,068,272.92
PRECISION HOMES	MANUFACTURED HOUSING	1603DR	LOUISIANA	KATRINA	125,000,000.00	125,000,000.00
		1605DR	ALABAMA	KATRINA	162,515,000.00	155,878,481.99
PRECISION HOMES Total					287,515,000.00	280,878,481.99
AMERICAN RED CROSS	2501-MISSIONS-FOS	1603DR	LOUISIANA	KATRINA	50,000.00	11,159.43
		1606DR	TEXAS	RITA		
		3232EM	MISSOURI	KATRINA	5,000.00	
		3261EM	TEXAS	RITA		
	25XX-OTHER SERVICES	1603DR	LOUISIANA	KATRINA	125,400,000.00	110,000,000.00
		1604DR	MISSISSIPPI	KATRINA	59,850,000.00	52,500,000.00
		1605DR	ALABAMA	KATRINA	14,250,000.00	12,500,000.00
		1606DR	TEXAS	RITA	48,450,000.00	41,437,014.20
		1607DR	LOUISIANA	RITA	37,050,000.00	32,500,000.00
	31XX-EQUIPMENT	1604DR	MISSISSIPPI	KATRINA	199,800.00	
AMERICAN RED CROSS Total					285,254,800.00	248,948,173.63
DEPARTMENT OF HEALTH AND HUMAN SERVICES	2501-MISSIONS-FOS	1602DR	FLORIDA	KATRINA	365,000.00	
		1603DR	LOUISIANA	KATRINA	615,000.00	
		1604DR	MISSISSIPPI	KATRINA	695,000.00	
		1605DR	ALABAMA	KATRINA	50,000.00	
		1606DR	TEXAS	RITA	21,000,000.00	
		1609DR	FLORIDA	WILMA	1,230,000.00	
		3213EM	MISSISSIPPI	KATRINA	50,000.00	
		3214EM	ALABAMA	KATRINA		
		3215EM	ARKANSAS	KATRINA	10,000.00	
		3216EM	TEXAS	KATRINA	80,000.00	
		3217EM	TENNESSEE	KATRINA	2,000.00	
		3218EM	GEORGIA	KATRINA	52,000.00	
		3222EM	NORTH CAROLINA	KATRINA	2,000.00	
		3231EM	KENTUCKY	KATRINA	2,000.00	
		3233EM	SOUTH CAROLINA	KATRINA	2,000.00	
		3259EM	FLORIDA	RITA	10,000.00	
		3261EM	TEXAS	RITA	35,180,000.00	
	2507-MISSIONS-TA	1603DR	LOUISIANA	KATRINA	30,000.00	
		1604DR	MISSISSIPPI	KATRINA	207,500.00	
		3217EM	TENNESSEE	KATRINA	5,000.00	
	2508-MISSIONS-DFA	1603DR	LOUISIANA	KATRINA	82,686,996.52	
		1604DR	MISSISSIPPI	KATRINA	64,815,500.00	2,735,966.48
		1605DR	ALABAMA	KATRINA		
		1607DR	LOUISIANA	RITA	20,100,000.00	
		1609DR	FLORIDA	WILMA	8,165,000.00	
		3215EM	ARKANSAS	KATRINA	3,000,000.00	
		3216EM	TEXAS	KATRINA	10,000,000.00	
		3237EM	ALABAMA	KATRINA	1,000,000.00	
		3260EM	LOUISIANA	RITA		
	25XX-OTHER SERVICES	1604DR	MISSISSIPPI	KATRINA	2,909,940.00	2,909,940.00
		1605DR	ALABAMA	KATRINA	205,500.00	205,500.00
		1606DR	TEXAS	RITA	400,000.00	400,000.00

VENDOR ALPHA	PROGRAM NAME	PROG CODE	STATE NAME	EVENT NAME	OBLIGATIONS	EXPENDITURES
		1609DR	FLORIDA	WILMA	10,000.00	10,000.00
	26XX-SUPPLIES & MATERIALS	1604DR	MISSISSIPPI	KATRINA	3,050,000.00	3,050,000.00
	CRISIS COUNSELING	1603DR	LOUISIANA	KATRINA	7,722,630.00	
		1604DR	MISSISSIPPI	KATRINA	6,658,389.00	6,658,389.00
		1605DR	ALABAMA	KATRINA	488,246.00	488,246.00
		1606DR	TEXAS	RITA	1,546,988.00	1,546,988.00
		1609DR	FLORIDA	WILMA	3,246,808.00	3,246,808.00
DEPARTMENT OF HEALTH AND HUMAN SERVICES Total					275,593,497.52	21,251,837.48
FEDERAL PROTECTIVE SERVICE/DHS	2501-MISSIONS-FOS	1603DR	LOUISIANA	KATRINA	156,783,020.00	61,833,932.20
		1604DR	MISSISSIPPI	KATRINA	28,452,766.73	324,051.53
		1605DR	ALABAMA	KATRINA	5,452,500.00	54,484.91
		1606DR	TEXAS	RITA	7,700,000.00	
		1607DR	LOUISIANA	RITA	5,000,000.00	
		1609DR	FLORIDA	WILMA	30,371,511.90	
		3213EM	MISSISSIPPI	KATRINA	188,608.00	
		3214EM	ALABAMA	KATRINA	31,478.00	
		3215EM	ARKANSAS	KATRINA	460,000.00	
		3216EM	TEXAS	KATRINA	7,000,000.00	
		3259EM	FLORIDA	RITA	10,000.00	
		3260EM	LOUISIANA	RITA	125,000.00	
		3261EM	TEXAS	RITA	100,000.00	
	2507-MISSIONS-TA	1603DR	LOUISIANA	KATRINA		
	2508-MISSIONS-DFA	1603DR	LOUISIANA	KATRINA		
		1604DR	MISSISSIPPI	KATRINA	700,000.00	168,610.50
		1609DR	FLORIDA	WILMA	150,000.00	
		3260EM	LOUISIANA	RITA	100,000.00	
	25XX-OTHER SERVICES	1602DR	FLORIDA	KATRINA	5,616,000.00	
		1603DR	LOUISIANA	KATRINA	70,272.00	
		1604DR	MISSISSIPPI	KATRINA	328,312.00	
		1605DR	ALABAMA	KATRINA	70,272.00	
FEDERAL PROTECTIVE SERVICE/DHS Total					248,709,740.63	62,381,079.14
AL EMERGENCY MANAGEMENT AGENCY	414X-HOUSING & OTHER NEEDS	1605DR	ALABAMA	KATRINA	121,115,465.92	117,753,087.46
	416X-PUBLIC ASSISTANCE	1605DR	ALABAMA	KATRINA	98,273,627.38	70,267,773.54
		3237EM	ALABAMA	KATRINA	2,840,416.04	2,772,228.04
	4173-HAZARD MITIGATION	1605DR	ALABAMA	KATRINA	7,694,402.00	52,222.84
	CRISIS COUNSELING	1605DR	ALABAMA	KATRINA	3,851,188.00	2,570,321.98
AL EMERGENCY MANAGEMENT AGENCY Total					233,775,099.34	193,415,633.86
GENERAL SERVICES ADMINISTRATION	21XX-TRAVEL OF PEOPLE	1604DR	MISSISSIPPI	KATRINA	32,208.00	22,882.50
	22XX-TRANSPORT OF THINGS	1602DR	FLORIDA	KATRINA	20,000.00	2,612.05
		1603DR	LOUISIANA	KATRINA	4,240,000.00	375,806.91
		1604DR	MISSISSIPPI	KATRINA	1,040,650.88	160,984.13
		1605DR	ALABAMA	KATRINA	401,600.00	25,568.46
		1606DR	TEXAS	RITA	90,000.00	38,970.50
		1607DR	LOUISIANA	RITA	11,601.35	3,812.21
		1609DR	FLORIDA	WILMA	560,000.00	21,134.82
		3215EM	ARKANSAS	KATRINA	25.38	25.38
		3216EM	TEXAS	KATRINA	4,682.74	4,682.74
		3224EM	COLORADO	KATRINA	16.21	
	23XX-RENT, COMM, UTILITIES	1602DR	FLORIDA	KATRINA	300,000.00	300,000.00
		1603DR	LOUISIANA	KATRINA	7,259,254.00	5,535,029.91
		1604DR	MISSISSIPPI	KATRINA	8,686,547.00	2,863,761.63
		1605DR	ALABAMA	KATRINA	717,099.00	643,983.97
		1606DR	TEXAS	RITA	3,164,396.00	2,659,430.00
		1607DR	LOUISIANA	RITA	2,067,847.00	1,673,062.00
		1609DR	FLORIDA	WILMA	3,370,697.00	2,556,486.43
		3214EM	ALABAMA	KATRINA	30,000.00	30,000.00
	2501-MISSIONS-FOS	1602DR	FLORIDA	KATRINA	165,000.00	
		1603DR	LOUISIANA	KATRINA	6,849,500.00	199,071.30

VENDOR ALPHA	PROGRAM NAME	PROG CODE	STATE NAME	EVENT NAME	OBLIGATIONS	EXPENDITURES	
		1604DR	MISSISSIPPI	KATRINA	62,677,018.36	601,668.47	
		1605DR	ALABAMA	KATRINA	11,333,000.00	3,850.07	
		1606DR	TEXAS	RITA	370,000.00	(14,525.63)	
		1607DR	LOUISIANA	RITA	5,528,185.00	8,954.22	
		1609DR	FLORIDA	WILMA	170,000.00	13,622.20	
		3212EM	LOUISIANA	KATRINA			
		3213EM	MISSISSIPPI	KATRINA	1,770,000.00	69,618.01	
		3214EM	ALABAMA	KATRINA			
		3215EM	ARKANSAS	KATRINA	60,000.00	7,451.56	
		3216EM	TEXAS	KATRINA	285,000.00	7,872.19	
		3224EM	COLORADO	KATRINA			
		3259EM	FLORIDA	RITA	10,000.00		
		3261EM	TEXAS	RITA	520,000.00		
		2508-MISSIONS-DFA	1603DR	LOUISIANA	KATRINA	1,000,000.00	
			1604DR	MISSISSIPPI	KATRINA		
			1609DR	FLORIDA	WILMA		
			3212EM	LOUISIANA	KATRINA	1,500,000.00	2,096.06
		25XX-OTHER SERVICES	3223EM	UTAH	KATRINA		
	1603DR		LOUISIANA	KATRINA	8,509,000.00	4,040,700.68	
	1604DR		MISSISSIPPI	KATRINA	57,706,723.95	3,331,411.64	
	1605DR		ALABAMA	KATRINA	146,000.00		
	26XX-SUPPLIES & MATERIALS	1609DR	FLORIDA	WILMA	5,328,000.00	34,024.00	
		1603DR	LOUISIANA	KATRINA	1,053.45		
		1604DR	MISSISSIPPI	KATRINA	60,000.00	28,075.66	
	GENERAL SERVICES ADMINISTRATION Total					195,985,105.32	25,252,124.07
	CLEARBROOK LLC	23XX-RENT, COMM, UTILITIES	1603DR	LOUISIANA	KATRINA	21,724,500.00	21,724,500.00
		25XX-OTHER SERVICES	1603DR	LOUISIANA	KATRINA	43,720,240.00	5,339,892.20
		26XX-SUPPLIES & MATERIALS	1607DR	LOUISIANA	RITA	8,390,250.00	8,189,240.40
31XX-EQUIPMENT		1603DR	LOUISIANA	KATRINA	16,284,352.00	8,289,596.00	
32XX-LAND & STRUCTURES		1603DR	LOUISIANA	KATRINA	4,559,846.00	4,559,846.00	
MANUFACTURED HOUSING		1603DR	LOUISIANA	KATRINA	97,306,980.00	97,306,980.00	
CLEARBROOK LLC Total					191,986,168.00	145,410,054.60	
GBL'S	22XX-TRANSPORT OF THINGS	1602DR	FLORIDA	KATRINA	500,000.00	35,126.59	
		1603DR	LOUISIANA	KATRINA	106,000,000.00	95,568,791.24	
		1604DR	MISSISSIPPI	KATRINA	26,030,000.00	20,393,715.16	
		1605DR	ALABAMA	KATRINA	10,040,000.00	4,247,920.96	
		1606DR	TEXAS	RITA	2,250,000.00	1,860,397.59	
		1607DR	LOUISIANA	RITA	200,000.00	167,258.11	
		1609DR	FLORIDA	WILMA	14,000,000.00	4,257,071.54	
		25XX-OTHER SERVICES	1603DR	LOUISIANA	KATRINA	2,500.00	1,886.00
			GBL'S Total				
	FEMA GROUP TRAVEL	21XX-TRAVEL OF PEOPLE	1602DR	FLORIDA	KATRINA	2,063,994.12	1,768,376.02
1603DR			LOUISIANA	KATRINA	56,429,204.66	56,036,416.43	
1604DR			MISSISSIPPI	KATRINA	41,987,922.88	36,280,674.26	
1605DR			ALABAMA	KATRINA	10,725,347.08	10,652,888.71	
1606DR			TEXAS	RITA	23,710,400.89	22,897,082.97	
1607DR			LOUISIANA	RITA	2,963,157.96	2,822,474.93	
1609DR			FLORIDA	WILMA	12,978,650.00	12,957,388.49	
3212EM			LOUISIANA	KATRINA	5,559.37	5,559.37	
3215EM			ARKANSAS	KATRINA	1,692,159.35	1,663,148.70	
3216EM			TEXAS	KATRINA	2,844,540.41	2,825,760.16	
3217EM			TENNESSEE	KATRINA	67,982.84	67,982.84	
3218EM			GEORGIA	KATRINA	767.15	767.15	
3219EM			OKLAHOMA	KATRINA	88,459.16	75,854.98	
3221EM			WEST VIRGINIA	KATRINA	26,021.70	26,021.70	
3223EM			UTAH	KATRINA	34,311.49	27,646.02	
3224EM			COLORADO	KATRINA	171,985.22	159,739.77	
3225EM			MICHIGAN	KATRINA	213,601.00	163,409.96	

VENDOR ALPHA	PROGRAM NAME	PROG CODE	STATE NAME	EVENT NAME	OBLIGATIONS	EXPENDITURES
		3226EM	DISTRICT OF COLUMBIA	KATRINA	38,622.50	38,622.50
		3227EM	WASHINGTON	KATRINA	125,897.12	107,362.00
		3228EM	OREGON	KATRINA	20,421.63	13,842.44
		3229EM	NEW MEXICO	KATRINA	44,429.60	40,759.31
		3230EM	ILLINOIS	KATRINA	27,783.40	20,549.03
		3231EM	KENTUCKY	KATRINA	7,960.79	7,960.79
		3232EM	MISSOURI	KATRINA	230,804.50	216,267.46
		3233EM	SOUTH CAROLINA	KATRINA	40,089.27	40,089.27
		3234EM	SOUTH DAKOTA	KATRINA	8,827.91	7,771.22
		3235EM	PENNSYLVANIA	KATRINA	78,931.06	78,931.06
		3236EM	KANSAS	KATRINA	186.90	186.90
		3238EM	INDIANA	KATRINA		
		3239EM	IOWA	KATRINA	4,927.66	4,927.66
		3240EM	VIRGINIA	KATRINA	7,659.06	7,659.06
		3241EM	ARIZONA	KATRINA	169,424.02	168,119.17
		3242EM	MINNESOTA	KATRINA		
		3243EM	NEVADA	KATRINA	194,136.15	179,546.54
		3244EM	IDAHO	KATRINA	3,603.26	3,603.26
		3245EM	NEBRASKA	KATRINA	1,301.61	1,301.61
		3246EM	CONNECTICUT	KATRINA	19,927.66	6,209.38
		3247EM	NORTH DAKOTA	KATRINA	15,599.78	15,492.46
		3248EM	CALIFORNIA	KATRINA	332,362.04	307,771.42
		3249EM	WISCONSIN	KATRINA		
		3250EM	OHIO	KATRINA		
		3251EM	MARYLAND	KATRINA	52,711.86	52,711.86
		3252EM	MASSACHUSETTS	KATRINA	130,165.65	126,323.35
		3253EM	MONTANA	KATRINA	7,363.50	7,151.94
		3255EM	RHODE ISLAND	KATRINA	13,791.99	7,916.15
		3256EM	MAINE	KATRINA	6,000.00	
		3257EM	NEW JERSEY	KATRINA	2,366.13	1,773.59
		3258EM	NEW HAMPSHIRE	KATRINA	6,000.00	91.71
		3259EM	FLORIDA	RITA	25,059.98	25,059.98
		3261EM	TEXAS	RITA	13,237.61	13,237.61
		3262EM	NEW YORK	KATRINA	73,300.00	66,692.06
		3263EM	DELAWARE	KATRINA	379.32	379.32
	MANUFACTURED HOUSING	1603DR	LOUISIANA	KATRINA	108,000.00	
FEMA GROUP TRAVEL Total					157,815,337.24	149,999,502.57
PARTNERSHIP FOR RESPONSE & RECOVERY	2592-INSPECTIONS IHP/IFG	1603DR	LOUISIANA	KATRINA	52,178,260.32	38,233,769.70
		1604DR	MISSISSIPPI	KATRINA	51,656,956.48	39,563,272.35
		1606DR	TEXAS	RITA	495,566.55	495,566.55
		1607DR	LOUISIANA	RITA	15,225,791.28	11,804,476.31
		1609DR	FLORIDA	WILMA	26,288,645.12	21,877,317.92
	25XX-OTHER SERVICES	1603DR	LOUISIANA	KATRINA		
PARTNERSHIP FOR RESPONSE & RECOVERY Total					145,845,219.75	111,974,402.83
NISTC	2594-INSPECTIONS PA TAC	1602DR	FLORIDA	KATRINA	4,311,000.00	3,889,625.17
		1603DR	LOUISIANA	KATRINA	89,464,300.00	67,512,488.83
		1604DR	MISSISSIPPI	KATRINA	31,460,300.00	24,221,229.49
		1605DR	ALABAMA	KATRINA	878,600.00	737,882.22
		1606DR	TEXAS	RITA	3,729,300.00	2,599,498.11
		1609DR	FLORIDA	WILMA	12,526,800.00	12,179,052.06
		3240EM	VIRGINIA	KATRINA	339,100.00	183,180.61
NISTC Total					142,709,400.00	111,322,956.49
CMH MANUFACTURING, INC.	MANUFACTURED HOUSING	1603DR	LOUISIANA	KATRINA	69,790,000.00	58,205,262.00
		1604DR	MISSISSIPPI	KATRINA	69,177,578.79	69,174,578.79
CMH MANUFACTURING, INC. Total					138,967,578.79	127,379,840.79
ALLTECH	2592-INSPECTIONS IHP/IFG	1603DR	LOUISIANA	KATRINA	48,638,018.26	30,377,902.10
		1605DR	ALABAMA	KATRINA	9,886,811.36	7,041,375.95
		1606DR	TEXAS	RITA	43,555,358.00	25,722,324.25

VENDOR ALPHA	PROGRAM NAME	PROG CODE	STATE NAME	EVENT NAME	OBLIGATIONS	EXPENDITURES
		1607DR	LOUISIANA	RITA	15,708,751.04	9,660,983.15
		1609DR	FLORIDA	WILMA	18,066,256.00	17,116,976.57
ALLTECH Total					135,855,194.66	89,919,562.02
EMERGENCY RESPONSE PROG MANAGEMENT	2594-INSPECTIONS PA TAC	1602DR	FLORIDA	KATRINA	1,360,000.00	1,350,159.78
		1603DR	LOUISIANA	KATRINA	88,084,800.00	86,639,952.60
		1604DR	MISSISSIPPI	KATRINA	24,320,600.00	21,559,271.31
		1606DR	TEXAS	RITA	3,391,100.00	3,003,878.13
		1609DR	FLORIDA	WILMA	12,123,200.00	10,753,218.25
		3215EM	ARKANSAS	KATRINA	1,583,900.00	1,519,740.61
		3216EM	TEXAS	KATRINA	1,954,900.00	1,464,101.18
		3229EM	NEW MEXICO	KATRINA	139,800.00	104,214.82
EMERGENCY RESPONSE PROG MANAGEMENT Total					132,958,300.00	126,394,536.68
NORTH AMERICAN CATASTROPHE SVCS INC	MANUFACTURED HOUSING	1603DR	LOUISIANA	KATRINA	120,087,309.70	118,702,035.99
		1605DR	ALABAMA	KATRINA	3,511,777.94	466,690.93
		1609DR	FLORIDA	WILMA	4,194,556.00	4,194,556.00
NORTH AMERICAN CATASTROPHE SVCS INC Total					127,793,643.64	123,363,282.92
BOURGET'S OF THE SOUTH, LLC	MANUFACTURED HOUSING	1603DR	LOUISIANA	KATRINA	7,355,005.60	7,355,005.60
		1605DR	ALABAMA	KATRINA	112,144,650.00	112,144,650.00
BOURGET'S OF THE SOUTH, LLC Total					119,499,655.60	119,499,655.60
PRI/DJI, A RECONSTRUCTION JV	25XX-OTHER SERVICES	1604DR	MISSISSIPPI	KATRINA		
	MANUFACTURED HOUSING	1603DR	LOUISIANA	KATRINA	58,326,038.51	2,261,628.01
		1604DR	MISSISSIPPI	KATRINA	42,704,293.92	2,280,311.36
PRI/DJI, A RECONSTRUCTION JV Total					101,030,332.43	4,541,939.37
AMERICOLD LOGISTICS LLC	22XX-TRANSPORT OF THINGS	1603DR	LOUISIANA	KATRINA	6,000,000.00	6,000,000.00
		1604DR	MISSISSIPPI	KATRINA	25,168,506.58	25,000,000.00
	25XX-OTHER SERVICES	1603DR	LOUISIANA	KATRINA	15,760,000.00	9,711,678.50
		1604DR	MISSISSIPPI	KATRINA	50,000,000.00	49,965,288.41
AMERICOLD LOGISTICS LLC Total					96,928,506.58	90,676,966.91
HOUSING & URBAN DEVELOPMENT	2501-MISSIONS-FOS	1603DR	LOUISIANA	KATRINA	3,695,000.00	1,801,530.57
		1604DR	MISSISSIPPI	KATRINA	150,000.00	55,451.00
		1605DR	ALABAMA	KATRINA		
		1606DR	TEXAS	RITA	120,000.00	
		3216EM	TEXAS	KATRINA	100,000.00	
	2508-MISSIONS-DFA	1603DR	LOUISIANA	KATRINA	79,000,000.00	34,184,914.00
HOUSING & URBAN DEVELOPMENT Total					83,065,000.00	36,041,895.57
CHAMPION HOME BUILDERS CO	MANUFACTURED HOUSING	1603DR	LOUISIANA	KATRINA	80,759,579.79	70,400,027.50
CHAMPION HOME BUILDERS CO Total					80,759,579.79	70,400,027.50
US BANK	21XX-TRAVEL OF PEOPLE	1603DR	LOUISIANA	KATRINA	83,100.00	20,797.49
		1604DR	MISSISSIPPI	KATRINA	40,898.90	3,226.41
		1605DR	ALABAMA	KATRINA	27,561.05	3,561.05
		1606DR	TEXAS	RITA	400,000.00	
		1607DR	LOUISIANA	RITA	40,000.00	20,000.00
		1609DR	FLORIDA	WILMA	56,000.00	2,563.06
		3215EM	ARKANSAS	KATRINA	1,000.00	206.40
	22XX-TRANSPORT OF THINGS	1602DR	FLORIDA	KATRINA	5,000.00	140.00
		1603DR	LOUISIANA	KATRINA	40,103.00	100.00
		1604DR	MISSISSIPPI	KATRINA	6,100.00	696.00
		1605DR	ALABAMA	KATRINA	1,050.02	1,050.02
		1606DR	TEXAS	RITA	25,000.00	1,781.84
		1609DR	FLORIDA	WILMA		
		3215EM	ARKANSAS	KATRINA	8,600.00	2,420.00
		3216EM	TEXAS	KATRINA	10,000.00	1,950.60
	23XX-RENT, COMM, UTILITIES	1602DR	FLORIDA	KATRINA	1,600.00	1,510.00
		1603DR	LOUISIANA	KATRINA	1,501,094.89	335,415.68
		1604DR	MISSISSIPPI	KATRINA	325,105.44	147,461.09
		1605DR	ALABAMA	KATRINA	39,000.00	21,505.00
		1606DR	TEXAS	RITA	76,513.22	18,954.74
		1607DR	LOUISIANA	RITA	501,400.00	12,522.00

VENDOR ALPHA	PROGRAM NAME	PROG CODE	STATE NAME	EVENT NAME	OBLIGATIONS	EXPENDITURES
		1609DR	FLORIDA	WILMA	46,720.00	17,346.62
		3215EM	ARKANSAS	KATRINA	7,391.50	3,241.50
		3216EM	TEXAS	KATRINA	8,787.50	4,546.11
		3219EM	OKLAHOMA	KATRINA		
		3229EM	NEW MEXICO	KATRINA		
		3261EM	TEXAS	RITA	50,000.00	4,733.42
	24XX-PRINT & REPRO	1602DR	FLORIDA	KATRINA	10,500.00	
		1603DR	LOUISIANA	KATRINA	476,580.70	45,444.29
		1604DR	MISSISSIPPI	KATRINA	841,064.64	374,751.08
		1605DR	ALABAMA	KATRINA	189,892.00	113,033.27
		1606DR	TEXAS	RITA	299,555.00	153,657.05
		1607DR	LOUISIANA	RITA	239,000.00	71,769.89
		1609DR	FLORIDA	WILMA	88,321.80	47,463.95
		3215EM	ARKANSAS	KATRINA	2,779.05	2,234.46
		3216EM	TEXAS	KATRINA	31,554.44	23,596.04
		3219EM	OKLAHOMA	KATRINA	755.65	755.65
		3229EM	NEW MEXICO	KATRINA	36.64	36.64
		3261EM	TEXAS	RITA	20,000.00	20,000.00
	25XX-OTHER SERVICES	1602DR	FLORIDA	KATRINA	10,000.00	4,304.18
		1603DR	LOUISIANA	KATRINA	3,566,284.30	1,525,907.01
		1604DR	MISSISSIPPI	KATRINA	1,268,779.20	773,538.07
		1605DR	ALABAMA	KATRINA	169,801.93	50,885.93
		1606DR	TEXAS	RITA	290,606.87	112,062.99
		1607DR	LOUISIANA	RITA	842,262.58	31,979.24
		1609DR	FLORIDA	WILMA	168,157.46	43,039.58
		3215EM	ARKANSAS	KATRINA	2,870.00	1,125.00
		3216EM	TEXAS	KATRINA	15,425.96	11,537.29
		3219EM	OKLAHOMA	KATRINA		
		3229EM	NEW MEXICO	KATRINA		
		3261EM	TEXAS	RITA	50,000.00	590.39
	26XX-SUPPLIES & MATERIALS	1602DR	FLORIDA	KATRINA	77,560.70	40,848.05
		1603DR	LOUISIANA	KATRINA	20,720,072.59	6,954,788.62
		1604DR	MISSISSIPPI	KATRINA	9,475,901.64	5,881,825.54
		1605DR	ALABAMA	KATRINA	2,999,267.88	1,949,042.24
		1606DR	TEXAS	RITA	1,897,739.57	820,681.99
		1607DR	LOUISIANA	RITA	7,001,368.00	2,824,912.84
		1609DR	FLORIDA	WILMA	901,122.85	508,119.73
		3212EM	LOUISIANA	KATRINA	2,000.00	1,284.11
		3215EM	ARKANSAS	KATRINA	79,640.53	51,201.97
		3216EM	TEXAS	KATRINA	271,829.53	197,038.79
		3219EM	OKLAHOMA	KATRINA		
		3221EM	WEST VIRGINIA	KATRINA	94.45	94.45
		3223EM	UTAH	KATRINA	4,000.00	
		3224EM	COLORADO	KATRINA	4,000.00	1,729.21
		3225EM	MICHIGAN	KATRINA	2,000.00	711.67
		3227EM	WASHINGTON	KATRINA	112.64	112.64
		3229EM	NEW MEXICO	KATRINA	115.74	15.74
		3232EM	MISSOURI	KATRINA	5,000.00	4,328.05
		3261EM	TEXAS	RITA	135,500.00	22,851.20
	31XX-EQUIPMENT	1602DR	FLORIDA	KATRINA	89,500.00	26,622.00
		1603DR	LOUISIANA	KATRINA	7,788,135.48	2,846,227.19
		1604DR	MISSISSIPPI	KATRINA	5,989,316.35	4,350,885.49
		1605DR	ALABAMA	KATRINA	907,174.89	569,393.74
		1606DR	TEXAS	RITA	465,547.02	117,919.62
		1607DR	LOUISIANA	RITA	1,748,374.10	56,048.52
		1609DR	FLORIDA	WILMA	234,921.52	38,554.60
		3215EM	ARKANSAS	KATRINA	17,279.02	9,741.91
		3216EM	TEXAS	KATRINA	113,301.90	90,591.92

VENDOR ALPHA	PROGRAM NAME	PROG CODE	STATE NAME	EVENT NAME	OBLIGATIONS	EXPENDITURES	
		3219EM	OKLAHOMA	KATRINA			
		3229EM	NEW MEXICO	KATRINA			
		3261EM	TEXAS	RITA	90,000.00	38,375.82	
	MANUFACTURED HOUSING	1603DR	LOUISIANA	KATRINA	50,000.00	37,369.51	
		1604DR	MISSISSIPPI	KATRINA	216,500.00	16,681.90	
		1607DR	LOUISIANA	RITA			
US BANK Total					73,173,630.14	31,491,440.09	
CUSTOMS AND BORDER PROTECTION	2501-MISSIONS-FOS	1602DR	FLORIDA	KATRINA	11,447,424.00	6,226,283.63	
		1603DR	LOUISIANA	KATRINA	28,410,525.00		
		1604DR	MISSISSIPPI	KATRINA	8,517,200.00	266,152.45	
		3216EM	TEXAS	KATRINA	500,000.00		
		3261EM	TEXAS	RITA	12,000,000.00		
		2508-MISSIONS-DFA	1604DR	MISSISSIPPI	KATRINA		
	26XX-SUPPLIES & MATERIALS	1602DR	FLORIDA	KATRINA	6,783.00		
		1603DR	LOUISIANA	KATRINA	41,749.00		
		1604DR	MISSISSIPPI	KATRINA	363,693.00	302,730.00	
		1605DR	ALABAMA	KATRINA	21,313.00		
		1606DR	TEXAS	RITA	64,702.00		
		CUSTOMS AND BORDER PROTECTION Total					61,373,389.00
CITIBANK	21XX-TRAVEL OF PEOPLE	1603DR	LOUISIANA	KATRINA	23,221,013.90	22,523,086.75	
		1604DR	MISSISSIPPI	KATRINA	19,852,917.54	19,397,376.32	
		1605DR	ALABAMA	KATRINA	5,855,340.97	5,825,847.22	
		1606DR	TEXAS	RITA	5,485,835.45	5,481,770.04	
		1607DR	LOUISIANA	RITA	1,001,842.04	1,001,842.04	
		1609DR	FLORIDA	WILMA	1,002,790.15	532,654.81	
		3215EM	ARKANSAS	KATRINA	1,711.85	1,711.85	
		3216EM	TEXAS	KATRINA	15,561.27	15,561.27	
		3221EM	WEST VIRGINIA	KATRINA	1,331.70	1,331.70	
		3223EM	UTAH	KATRINA	1,171.40	871.40	
		3234EM	SOUTH DAKOTA	KATRINA	677.25		
		3247EM	NORTH DAKOTA	KATRINA	911.85	911.85	
		3248EM	CALIFORNIA	KATRINA	335.68	335.68	
		3253EM	MONTANA	KATRINA	3,160.92	2,796.55	
		25XX-OTHER SERVICES	1603DR	LOUISIANA	KATRINA		
			1605DR	ALABAMA	KATRINA		
			1606DR	TEXAS	RITA		
			1609DR	FLORIDA	WILMA	50,000.00	
		26XX-SUPPLIES & MATERIALS	1603DR	LOUISIANA	KATRINA	412,000.00	342,301.17
			1604DR	MISSISSIPPI	KATRINA	91,000.00	29,893.34
			1605DR	ALABAMA	KATRINA	13,000.00	134.44
	1606DR		TEXAS	RITA	112,500.00	85,424.88	
	CITIBANK Total					57,123,101.97	55,243,851.31
	U S DEPARTMENT OF JUSTICE	2501-MISSIONS-FOS	1603DR	LOUISIANA	KATRINA	2,764,600.00	
			1604DR	MISSISSIPPI	KATRINA	2,655,000.00	
			1609DR	FLORIDA	WILMA	45,000.00	
		2507-MISSIONS-TA	1603DR	LOUISIANA	KATRINA	150,000.00	
2508-MISSIONS-DFA		1603DR	LOUISIANA	KATRINA	45,313,000.00	3,219,744.16	
		1604DR	MISSISSIPPI	KATRINA	4,867,000.00	81,247.05	
U S DEPARTMENT OF JUSTICE Total					55,794,600.00	3,300,991.21	
Grand Total					31,010,829,101.42	18,275,509,319.25	

**FINANCIAL INFORMATION TOOL
FOR HURRICANE KATRINA, RITA, & WILMA DECLARATIONS ONLY
CHRONOLOGICAL LISTING BY DECLARATION OF OBLIGATION TRANSACTIONS GREATER THAN OR EQUAL TO \$50 MILLION (GROSS OF ANY SUBSEQUENT DE-OBLIGATIONS)
AS OF 08-02-2006**

PROG CODE	STATE NAME	TRANS DATE	OBLIGATION NUMBER	VENDOR ALPHA	PROGRAM CATEGORY	OBLIGATIONS	QTY
1603DR	LOUISIANA	8/30/2005	1603DRLAMCOE-MVD 11	US ARMY CORPS OF ENGINEERS	2508-MISSIONS-DIRECT FED ASST (DFA)	50,000,000.00	1
		8/31/2005	1603DRLAMHHS 02	DEPARTMENT OF HEALTH AND HUMAN SERVICE	2501-MISSIONS-FED OPER SUP (FOS)	63,000,000.00	1
		9/3/2005	1603DRLAMCOE-MVD 05	US ARMY CORPS OF ENGINEERS	2508-MISSIONS-DIRECT FED ASST (DFA)	75,000,000.00	1
		9/4/2005	1603DRLAMCOE-MVD 07	US ARMY CORPS OF ENGINEERS	2508-MISSIONS-DIRECT FED ASST (DFA)	1,500,000,000.00	1
		9/5/2005	1603DRLAMDOD 23	DEPARTMENT OF DEFENSE	2501-MISSIONS-FED OPER SUP (FOS)	750,000,000.00	1
		9/6/2005	1603DRLAMDOD 29	DEPARTMENT OF DEFENSE	2501-MISSIONS-FED OPER SUP (FOS)	75,000,000.00	1
			1603DRLAMDOD 30	DEPARTMENT OF DEFENSE	2501-MISSIONS-FED OPER SUP (FOS)	490,000,000.00	1
			1603DRLAMDOD 31	DEPARTMENT OF DEFENSE	2501-MISSIONS-FED OPER SUP (FOS)	150,000,000.00	1
		9/8/2005	1603DRLAMEPA 03	ENVIRONMENTAL PROTECTION AGENCY	2508-MISSIONS-DIRECT FED ASST (DFA)	75,000,000.00	1
			1603DRLATTHP 01	LA OFFICE OF HOMELAND SECURITY &	4141-RENTAL 408(a)	510,000,000.00	1
			1603DRLAMDOD 40	DEPARTMENT OF DEFENSE	2501-MISSIONS-FED OPER SUP (FOS)	65,000,000.00	1
		9/9/2005	1603DRLAP00000001	LA OFFICE OF HOMELAND SECURITY &	416X-PUBLIC ASSISTANCE (PA)	218,823,700.76	1
			1603DRLATTHP 01	LA OFFICE OF HOMELAND SECURITY &	4141-RENTAL 408(a)	600,000,000.00	1
		9/10/2005	1603DRLAMCOE-MVD 21	US ARMY CORPS OF ENGINEERS	2501-MISSIONS-FED OPER SUP (FOS)	200,000,000.00	1
			1603DRLAMUSCG 07	US COAST GUARD	2501-MISSIONS-FED OPER SUP (FOS)	150,000,000.00	2
		9/13/2005	HSFEHQ-05-D-4125	PRECISION HOMES	3199-MH-PURCHASE UNITS-CAPITALIZED	125,000,000.00	1
			1603DRLAP00000001	LA OFFICE OF HOMELAND SECURITY &	416X-PUBLIC ASSISTANCE (PA)	51,293,678.90	1
			HSFEHQ-05-C-4000	GULF STREAM COACH, INC.	3190-MH-PURCHASE UNITS-NON-CAPITALIZED	99,996,000.00	1
		9/15/2005	1603DRLAMUSFS 15	USDA FOREST SERVICE	2501-MISSIONS-FED OPER SUP (FOS)	130,000,000.00	1
			1603DRLAP00000001	LA OFFICE OF HOMELAND SECURITY &	416X-PUBLIC ASSISTANCE (PA)	453,209,070.72	1
		9/16/2005	HSFE06-05-F-6232	CLEARBROOK LLC	3190-MH-PURCHASE UNITS-NON-CAPITALIZED	50,000,000.00	1
		9/17/2005	1603DRLATTHP 01	LA OFFICE OF HOMELAND SECURITY &	4141-RENTAL 408(a)	400,000,000.00	1
		9/21/2005	1603DRLAMDOD 06	DEPARTMENT OF TRANSPORTATION	2508-MISSIONS-DIRECT FED ASST (DFA)	150,000,000.00	1
		9/24/2005	1603DRLAMCOE-MVD 05	US ARMY CORPS OF ENGINEERS	2508-MISSIONS-DIRECT FED ASST (DFA)	100,000,000.00	1
		9/25/2005	1603DRLATTHP 01	LA OFFICE OF HOMELAND SECURITY &	4141-RENTAL 408(a)	1,370,400,000.00	1
		9/26/2005	HSFE04-05-F-7039	DEPARTMENT OF DEFENSE	2660-FOOD & BEVERAGES	62,930,000.00	1
		9/27/2005	HSFEHQ-05-D-4334	MORGAN BUILDINGS & SPAS, INC.	3199-MH-PURCHASE UNITS-CAPITALIZED	83,958,000.00	1
		9/28/2005	HSFEHQ-05-D-4332	CHAMPION HOME BUILDERS CO	3199-MH-PURCHASE UNITS-CAPITALIZED	59,800,000.00	1
		9/29/2005	1603DRLAMDHUD 04	HOUSING & URBAN DEVELOPMENT	2508-MISSIONS-DIRECT FED ASST (DFA)	79,000,000.00	1
		10/2/2005	1603DRLATTHP 01	LA OFFICE OF HOMELAND SECURITY &	4141-RENTAL 408(a)	350,000,000.00	1
		10/3/2005	1603DRLAMEPA 03	ENVIRONMENTAL PROTECTION AGENCY	2508-MISSIONS-DIRECT FED ASST (DFA)	88,000,000.00	1
		10/8/2005	1603DRLATTHP 19	LA OFFICE OF HOMELAND SECURITY &	4149-OTHER NEEDS ASSISTANCE (ONA) AWARDS	100,000,000.00	1
		10/20/2005	1603DRLAMUSCG 09	US COAST GUARD	2508-MISSIONS-DIRECT FED ASST (DFA)	75,000,000.00	1
		10/21/2005	1603DRLAMCOE-MVD 23	US ARMY CORPS OF ENGINEERS	2508-MISSIONS-DIRECT FED ASST (DFA)	200,000,000.00	1
		10/22/2005	HSFEHQ-06-C-0024	AMERICAN RED CROSS	2580-OTHER SERVICE CONTRACTS	110,000,000.00	1
		10/31/2005	1603DRLAP00000001	LA OFFICE OF HOMELAND SECURITY &	416X-PUBLIC ASSISTANCE (PA)	88,802,983.46	1
			HSFEHQ-05-D-0471	FLUOR DANIEL INC	2591-CONTRACT SERVICES-MH	62,160,091.00	1
		11/1/2005	HSFEHQ-06-F-0047	CORPORATE LODGING CONSULTANTS, INC.	2580-OTHER SERVICE CONTRACTS	105,602,464.00	1
		11/5/2005	1603DRLATTHP 01	LA OFFICE OF HOMELAND SECURITY &	4141-RENTAL 408(a)	148,000,000.00	1
			1603DRLATTHP 17	LA OFFICE OF HOMELAND SECURITY &	4147-REPLACEMENT	386,000,000.00	1
			1603DRLATTHP 19	LA OFFICE OF HOMELAND SECURITY &	4149-OTHER NEEDS ASSISTANCE (ONA) AWARDS	361,000,000.00	1
		11/18/2005	1603DRLAMDOL 00	US DEPARTMENT OF LABOR	2503-DISASTER UNEMPLOYMENT (DUA)	55,000,000.00	1
		11/23/2005	1603DRLATTHP 19	LA OFFICE OF HOMELAND SECURITY &	4149-OTHER NEEDS ASSISTANCE (ONA) AWARDS	100,000,000.00	1
		12/5/2005	1603DRLATTHP 19	LA OFFICE OF HOMELAND SECURITY &	4149-OTHER NEEDS ASSISTANCE (ONA) AWARDS	50,000,000.00	1
		12/12/2005	1603DRLAMCOE-MVD 23	US ARMY CORPS OF ENGINEERS	2508-MISSIONS-DIRECT FED ASST (DFA)	199,932,487.70	1
			1603DRLAMUSCG 09	US COAST GUARD	2508-MISSIONS-DIRECT FED ASST (DFA)	75,000,000.00	1
		12/20/2005	HSFE06-06-X-2014	ENVIRONMENTAL PROTECTION AGENCY	2589-INTERAGENCY AGREEMENTS	255,665,898.00	1
		12/23/2005	1603DRLATTHP 19	LA OFFICE OF HOMELAND SECURITY &	4149-OTHER NEEDS ASSISTANCE (ONA) AWARDS	50,000,000.00	1
		12/29/2005	1603DRLATTHP 19	LA OFFICE OF HOMELAND SECURITY &	4149-OTHER NEEDS ASSISTANCE (ONA) AWARDS	75,000,000.00	1
		12/30/2005	1603DRLATTHP 19	LA OFFICE OF HOMELAND SECURITY &	4149-OTHER NEEDS ASSISTANCE (ONA) AWARDS	90,000,000.00	1
		1/6/2006	1603DRLATTHP 01	LA OFFICE OF HOMELAND SECURITY &	4141-RENTAL 408(a)	50,000,000.00	1
		1/7/2006	EMR-2006-GB-0000	GBL'S	2213-MH-TRANSPORTATION-DISASTER	70,000,000.00	1
		1/14/2006	1603DRLATTHP 19	LA OFFICE OF HOMELAND SECURITY &	4149-OTHER NEEDS ASSISTANCE (ONA) AWARDS	100,000,000.00	1
		1/19/2006	1603DRLATTHP 01	LA OFFICE OF HOMELAND SECURITY &	4141-RENTAL 408(a)	60,000,000.00	1
		1/30/2006	1603DRLATTHP 01	LA OFFICE OF HOMELAND SECURITY &	4141-RENTAL 408(a)	50,000,000.00	1
		2/7/2006	HSFEHQ-06-F-0047	CORPORATE LODGING CONSULTANTS, INC.	2580-OTHER SERVICE CONTRACTS	52,800,000.00	1
		2/16/2006	HSFEHQ-05-D-0592	CH2M HILL CONSTRUCTORS, INC.	2591-CONTRACT SERVICES-MH	75,178,562.50	1

PROG CODE	STATE NAME	TRANS DATE	OBLIGATION NUMBER	VENDOR ALPHA	PROGRAM CATEGORY	OBLIGATIONS	QTY
		3/1/2006	HSFEHQ-05-D-0471	FLUOR DANIEL INC	2591-CONTRACT SERVICES-MH	158,488,970.76	1
		3/3/2006	HSFEHQ-05-D-0471	FLUOR DANIEL INC	2591-CONTRACT SERVICES-MH	170,814,779.00	1
		3/15/2006	1603DRLAP00000001	LA OFFICE OF HOMELAND SECURITY &	416X-PUBLIC ASSISTANCE (PA)	55,750,323.10	1
		3/16/2006	1603DRLAMDOL 00	US DEPARTMENT OF LABOR	2503-DISASTER UNEMPLOYMENT (DUA)	91,411,844.00	1
			HSFEHQ-05-D-0573	SHAW ENVIRONMENTAL & INFRASTRUCTURE	2591-CONTRACT SERVICES-MH	139,278,621.00	1
		3/20/2006	1603DRLAP00000001	LA OFFICE OF HOMELAND SECURITY &	416X-PUBLIC ASSISTANCE (PA)	170,571,862.38	2
		3/21/2006	1603DRLAP00000001	LA OFFICE OF HOMELAND SECURITY &	416X-PUBLIC ASSISTANCE (PA)	138,213,467.86	1
		3/23/2006	1603DRLAP00000001	LA OFFICE OF HOMELAND SECURITY &	416X-PUBLIC ASSISTANCE (PA)	76,350,249.12	1
		3/28/2006	1603DRLAP00000001	LA OFFICE OF HOMELAND SECURITY &	416X-PUBLIC ASSISTANCE (PA)	67,986,749.72	1
		3/31/2006	HSFEHQ-05-D-0471	FLUOR DANIEL INC	2591-CONTRACT SERVICES-MH	192,710,167.00	1
		4/26/2006	1603DRLAP00000001	LA OFFICE OF HOMELAND SECURITY &	416X-PUBLIC ASSISTANCE (PA)	66,843,926.55	1
		5/17/2006	HSFEHQ-05-D-0471	FLUOR DANIEL INC	2591-CONTRACT SERVICES-MH	69,900,000.00	1
		5/26/2006	1603DRLAP00000001	LA OFFICE OF HOMELAND SECURITY &	416X-PUBLIC ASSISTANCE (PA)	50,308,768.63	1
			HSFEHQ-05-D-0573	SHAW ENVIRONMENTAL & INFRASTRUCTURE	2591-CONTRACT SERVICES-MH	88,403,625.00	1
		5/30/2006	HSFEHQ-05-C-4040A	NORTH AMERICAN CATASTROPHE SVCS INC	3190-MH-PURCHASE UNITS-NON-CAPITALIZED	50,478,060.06	1
			HSFEHQ-05-C-4041A	GULF STREAM COACH, INC.	3199-MH-PURCHASE UNITS-CAPITALIZED	246,563,713.00	1
		6/8/2006	1603DRLAP00000001	LA OFFICE OF HOMELAND SECURITY &	416X-PUBLIC ASSISTANCE (PA)	204,521,265.91	1
		6/14/2006	1603DRLAP00000001	LA OFFICE OF HOMELAND SECURITY &	416X-PUBLIC ASSISTANCE (PA)	57,750,547.57	1
		6/23/2006	1603DRLAP00000001	LA OFFICE OF HOMELAND SECURITY &	416X-PUBLIC ASSISTANCE (PA)	129,560,715.02	1
		6/29/2006	HSFEHQ-05-D-0471	FLUOR DANIEL INC	2591-CONTRACT SERVICES-MH	195,631,846.00	1
		7/1/2006	1603DRLAMCOE-MVD 07	US ARMY CORPS OF ENGINEERS	2508-MISSIONS-DIRECT FED ASST (DFA)	69,000,000.00	1
		7/12/2006	HSFEHQ-05-D-0573	SHAW ENVIRONMENTAL & INFRASTRUCTURE	2591-CONTRACT SERVICES-MH	185,080,757.00	2
		7/13/2006	1603DRLAP00000001	LA OFFICE OF HOMELAND SECURITY &	416X-PUBLIC ASSISTANCE (PA)	70,121,810.36	1
1604DR	MISSISSIPPI	9/2/2005	1604DRMSMDOD 17	DEPARTMENT OF DEFENSE	2501-MISSIONS-FED OPER SUP (FOS)	220,000,000.00	2
		9/3/2005	1604DRMSMCOE-MVD 16	US ARMY CORPS OF ENGINEERS	2508-MISSIONS-DIRECT FED ASST (DFA)	80,000,000.00	1
			1604DRMSMDOD 19	DEPARTMENT OF DEFENSE	2501-MISSIONS-FED OPER SUP (FOS)	1,000,000,000.00	1
		9/4/2005	1604DRMSMCOE-MVD 11	US ARMY CORPS OF ENGINEERS	2501-MISSIONS-FED OPER SUP (FOS)	80,000,000.00	1
			1604DRMSMGSA 16	GENERAL SERVICES ADMINISTRATION	2501-MISSIONS-FED OPER SUP (FOS)	50,000,000.00	1
		9/5/2005	1604DRMSMCOE-MVD 09	US ARMY CORPS OF ENGINEERS	2508-MISSIONS-DIRECT FED ASST (DFA)	320,000,000.00	1
			1604DRMSMCOE-MVD 10	US ARMY CORPS OF ENGINEERS	2508-MISSIONS-DIRECT FED ASST (DFA)	71,000,000.00	1
			1604DRMSMCOE-MVD 11	US ARMY CORPS OF ENGINEERS	2501-MISSIONS-FED OPER SUP (FOS)	100,000,000.00	1
			1604DRMSMDOT 05	DEPARTMENT OF TRANSPORTATION	2501-MISSIONS-FED OPER SUP (FOS)	90,000,000.00	1
		9/6/2005	1604DRMSTTHP 01	MISSISSIPPI, STATE OF	4141-RENTAL 408(a)	100,000,000.00	1
		9/7/2005	1604DRMSMCOE-MVD 12	US ARMY CORPS OF ENGINEERS	2501-MISSIONS-FED OPER SUP (FOS)	180,000,000.00	1
		9/10/2005	1604DRMSMDOD 19	DEPARTMENT OF DEFENSE	2501-MISSIONS-FED OPER SUP (FOS)	500,000,000.00	1
			1604DRMSMDOD 27	DEPARTMENT OF DEFENSE	2508-MISSIONS-DIRECT FED ASST (DFA)	50,000,000.00	1
			1604DRMSTTHP 01	MISSISSIPPI, STATE OF	4141-RENTAL 408(a)	96,000,000.00	1
		9/11/2005	1604DRMSTTHP 01	MISSISSIPPI, STATE OF	4141-RENTAL 408(a)	100,000,000.00	1
		9/12/2005	1604DRMSTTHP 01	MISSISSIPPI, STATE OF	4141-RENTAL 408(a)	300,000,000.00	1
		9/17/2005	1604DRMSMCOE-MVD 25	US ARMY CORPS OF ENGINEERS	2508-MISSIONS-DIRECT FED ASST (DFA)	50,000,000.00	1
			HSFE04-05-P-7069	AMERICOLD LOGISTICS LLC	2580-OTHER SERVICE CONTRACTS	50,000,000.00	1
		9/18/2005	HSFE04-05-F-7058	DEPARTMENT OF DEFENSE	2660-FOOD & BEVERAGES	69,630,470.00	1
		9/23/2005	1604DRMSP00000001	MISSISSIPPI, STATE OF	416X-PUBLIC ASSISTANCE (PA)	105,160,104.73	1
		9/27/2005	1604DRMSTTHP 01	MISSISSIPPI, STATE OF	4141-RENTAL 408(a)	365,018,400.00	1
		10/8/2005	1604DRMSTTHP 01	MISSISSIPPI, STATE OF	4141-RENTAL 408(a)	150,000,000.00	1
		10/9/2005	1604DRMSMCOE-MVD 10	US ARMY CORPS OF ENGINEERS	2508-MISSIONS-DIRECT FED ASST (DFA)	56,000,000.00	1
		10/10/2005	1604DRMSTTHP 19	MISSISSIPPI, STATE OF	4149-OTHER NEEDS ASSISTANCE (ONA) AWARDS	50,000,000.00	1
		10/16/2005	1604DRMSMCOE-MVD 09	US ARMY CORPS OF ENGINEERS	2508-MISSIONS-DIRECT FED ASST (DFA)	300,000,000.00	1
		10/22/2005	HSFEHQ-05-D-0572	BECHTEL NATIONAL, INC.	2591-CONTRACT SERVICES-MH	135,191,336.50	1
			HSFEHQ-06-C-0024	AMERICAN RED CROSS	2580-OTHER SERVICE CONTRACTS	52,500,000.00	1
		11/1/2005	HSFEHQ-06-F-0047	CORPORATE LODGING CONSULTANTS, INC.	2580-OTHER SERVICE CONTRACTS	50,401,176.00	1
		11/22/2005	1604DRMSTTHP 19	MISSISSIPPI, STATE OF	4149-OTHER NEEDS ASSISTANCE (ONA) AWARDS	50,000,000.00	1
		12/15/2005	HSFEHQ-05-D-0572	BECHTEL NATIONAL, INC.	2591-CONTRACT SERVICES-MH	67,535,156.00	1
		12/19/2005	HSFEHQ-05-C-4155	CMH MANUFACTURING, INC.	3199-MH-PURCHASE UNITS-CAPITALIZED	60,935,395.00	1
		12/23/2005	HSFEHQ-05-D-0572	BECHTEL NATIONAL, INC.	2591-CONTRACT SERVICES-MH	78,801,663.50	1
		1/27/2006	1604DRMSMCOE-MVD 09	US ARMY CORPS OF ENGINEERS	2508-MISSIONS-DIRECT FED ASST (DFA)	100,000,000.00	1
		3/18/2006	1604DRMSMCOE-MVD 09	US ARMY CORPS OF ENGINEERS	2508-MISSIONS-DIRECT FED ASST (DFA)	200,000,000.00	1
		4/6/2006	1604DRMSMUSCG 12	US COAST GUARD	2508-MISSIONS-DIRECT FED ASST (DFA)	200,000,000.00	1
		4/10/2006	1604DRMSP00000001	MISSISSIPPI, STATE OF	416X-PUBLIC ASSISTANCE (PA)	58,530,355.47	1
		5/25/2006	1604DRMSMCOE-MVD 09	US ARMY CORPS OF ENGINEERS	2508-MISSIONS-DIRECT FED ASST (DFA)	50,000,000.00	1
		5/31/2006	HSFEHQ-05-C-4000A	GULF STREAM COACH, INC.	3199-MH-PURCHASE UNITS-CAPITALIZED	218,000,000.00	1
			HSFEHQ-05-C-4039A	MORGAN BUILDINGS & SPAS, INC.	3199-MH-PURCHASE UNITS-CAPITALIZED	218,000,000.00	1
1605DR	ALABAMA	9/10/2005	HSFEHQ-05-C-4039	MORGAN BUILDINGS & SPAS, INC.	3199-MH-PURCHASE UNITS-CAPITALIZED	202,512,500.00	2
			HSFEHQ-05-D-4125	PRECISION HOMES	3199-MH-PURCHASE UNITS-CAPITALIZED	98,965,000.00	1
		9/12/2005	HSFEHQ-05-C-4041	GULF STREAM COACH, INC.	3199-MH-PURCHASE UNITS-CAPITALIZED	246,875,000.00	1

PROG CODE	STATE NAME	TRANS DATE	OBLIGATION NUMBER	VENDOR ALPHA	PROGRAM CATEGORY	OBLIGATIONS	QTY
		9/13/2005	HSFEHQ-05-C-4000	GULF STREAM COACH, INC.	3190-MH-PURCHASE UNITS-NON-CAPITALIZED	99,068,500.00	1
		9/16/2005	HSFEHQ-05-C-4040	NORTH AMERICAN CATASTROPHE SVCS INC	3199-MH-PURCHASE UNITS-CAPITALIZED	51,400,000.00	1
		9/24/2005	1605DRALTTTHP 01	AL EMERGENCY MANAGEMENT AGENCY	4141-RENTAL 408(a)	83,709,000.00	1
		9/29/2005	1605DRALMCOE-SAD 09	US ARMY CORPS OF ENGINEERS	2508-MISSIONS-DIRECT FED ASST (DFA)	90,000,000.00	1
		9/30/2005	HSFEHQ-05-C-4128	BOURGET'S OF THE SOUTH, LLC	3190-MH-PURCHASE UNITS-NON-CAPITALIZED	88,500,000.00	1
1606DR	TEXAS	9/28/2005	1606DRTXMUSFS 02	USDA FOREST SERVICE	2501-MISSIONS-FED OPER SUP (FOS)	124,000,000.00	1
			1606DRTXTTTHP 01	TX DEPARTMENT OF PUBLIC SAFETY	4141-RENTAL 408(a)	60,320,000.00	1
		9/29/2005	1606DRTXTTTHP 01	TX DEPARTMENT OF PUBLIC SAFETY	4141-RENTAL 408(a)	105,000,000.00	1
			1606DRTXTTTHP 19	TX DEPARTMENT OF PUBLIC SAFETY	4149-OTHER NEEDS ASSISTANCE (ONA) AWARDS	100,000,000.00	1
		9/30/2005	1606DRTXTTTHP 01	TX DEPARTMENT OF PUBLIC SAFETY	4141-RENTAL 408(a)	150,000,899.00	1
		10/3/2005	1606DRTXTTTHP 01	TX DEPARTMENT OF PUBLIC SAFETY	4141-RENTAL 408(a)	447,000,000.00	1
			1606DRTXTTTHP 04	TX DEPARTMENT OF PUBLIC SAFETY	4143-REPAIRS	100,000,000.00	1
			1606DRTXTTTHP 19	TX DEPARTMENT OF PUBLIC SAFETY	4149-OTHER NEEDS ASSISTANCE (ONA) AWARDS	200,000,000.00	1
		10/7/2005	1606DRTXIOTH	TX DEPARTMENT OF PUBLIC SAFETY	4154-OTHER NEEDS ASSISTANCE (ONA) GRANTS	200,000,000.00	1
		11/4/2005	1606DRTXMCOE-SWD 09	US ARMY CORPS OF ENGINEERS	2508-MISSIONS-DIRECT FED ASST (DFA)	65,000,000.00	1
1607DR	LOUISIANA	9/28/2005	1607DRLATTHP 01	LA OFFICE OF HOMELAND SECURITY &	4141-RENTAL 408(a)	75,000,000.00	1
		9/30/2005	1607DRLATTHP 01	LA OFFICE OF HOMELAND SECURITY &	4141-RENTAL 408(a)	250,000,000.00	1
		10/7/2005	1607DRLAMCOE-MVD 07	US ARMY CORPS OF ENGINEERS	2508-MISSIONS-DIRECT FED ASST (DFA)	138,000,000.00	1
			1607DRLAMCOE-MVD 09	US ARMY CORPS OF ENGINEERS	2508-MISSIONS-DIRECT FED ASST (DFA)	80,000,000.00	1
		12/16/2005	1607DRLAMCOE-MVD 09	US ARMY CORPS OF ENGINEERS	2508-MISSIONS-DIRECT FED ASST (DFA)	113,000,000.00	1
		12/20/2005	HSFE06-06-X-2014	ENVIRONMENTAL PROTECTION AGENCY	2580-OTHER SERVICE CONTRACTS	100,686,039.00	1
1609DR	FLORIDA	10/26/2005	HSFE04-06-F-7706	DEPARTMENT OF DEFENSE	2660-FOOD & BEVERAGES	60,000,000.00	1
		10/27/2005	1609DRFLTTHP 01	FLORIDA BUREAU OF DISASTER	4141-RENTAL 408(a)	60,000,000.00	1
		11/2/2005	1609DRFLTTHP 19	FLORIDA BUREAU OF DISASTER	4149-OTHER NEEDS ASSISTANCE (ONA) AWARDS	100,000,000.00	1
		11/3/2005	1609DRFLMCOE-SAD 13	US ARMY CORPS OF ENGINEERS	2508-MISSIONS-DIRECT FED ASST (DFA)	75,000,000.00	1
		11/4/2005	1609DRFLMCOE-SAD 12	US ARMY CORPS OF ENGINEERS	2508-MISSIONS-DIRECT FED ASST (DFA)	50,000,000.00	1
		11/30/2005	1609DRFLTTHP 19	FLORIDA BUREAU OF DISASTER	4149-OTHER NEEDS ASSISTANCE (ONA) AWARDS	50,000,000.00	1
		12/1/2005	1609DRFLP00000001	FLORIDA BUREAU OF DISASTER	416X-PUBLIC ASSISTANCE (PA)	52,039,385.68	1
		12/8/2005	1609DRFLP00000001	FLORIDA BUREAU OF DISASTER	416X-PUBLIC ASSISTANCE (PA)	187,265,936.45	1
		1/24/2006	1609DRFLP00000001	FLORIDA BUREAU OF DISASTER	416X-PUBLIC ASSISTANCE (PA)	65,491,147.19	1
		3216EM	TEXAS	11/11/2005	3216EMTXP00000001	TX DEPARTMENT OF PUBLIC SAFETY	416X-PUBLIC ASSISTANCE (PA)

FINANCIAL INFORMATION TOOL
FOR HURRICANE KATRINA, RITA, & WILMA DECLARATIONS ONLY
FEMA CREDIT CARDS ONLY *

AS OF 08-02-2006

VENDOR ALPHA	PROGRAM NAME	OBLIGATIONS	EXPENDITURES
BANK ONE DBA JPMORGAN CHASE BANK	21XX-TRAVEL OF PEOPLE		
	25XX-OTHER SERVICES	833,313.01	613,030.50
	26XX-SUPPLIES & MATERIALS	7,115,608.28	3,062,938.49
BANK ONE DBA JPMORGAN CHASE BANK Total		7,948,921.29	3,675,968.99
CITIBANK	21XX-TRAVEL OF PEOPLE	56,444,601.97	54,786,097.48
	25XX-OTHER SERVICES	50,000.00	
	26XX-SUPPLIES & MATERIALS	628,500.00	457,753.83
CITIBANK Total		57,123,101.97	55,243,851.31
US BANK	21XX-TRAVEL OF PEOPLE	648,559.95	50,354.41
	22XX-TRANSPORT OF THINGS	95,853.02	8,138.46
	23XX-RENT, COMM, UTILITIES	2,557,612.55	567,236.16
	24XX-PRINT & REPRO	2,200,039.92	852,742.32
	25XX-OTHER SERVICES	6,384,188.30	2,554,969.68
	26XX-SUPPLIES & MATERIALS	43,577,326.12	19,259,586.84
	31XX-EQUIPMENT	17,443,550.28	8,144,360.81
	MANUFACTURED HOUSING	266,500.00	54,051.41
US BANK Total		73,173,630.14	31,491,440.09
Grand Total		138,245,653.40	90,411,260.39

NAME OF CARD	PURPOSE/USES
BANK ONE DBA JPMORGAN CHASE BANK	Fleetcard for fuel, oil, etc for government vehicles
CITIBANK	Centrally billed travel
US BANK	FEMA Purchase card

* Does not include Individually Billed Travel (IBT) Credit Cards that are issued to FEMA Travelers

FINANCIAL INFORMATION TOOL
FOR HURRICANE KATRINA, RITA, & WILMA DECLARATIONS ONLY
FEMA CREDIT CARDS ONLY *
AS OF 08-02-2006

PROG CODE	STATE NAME	EVENT NAME	VENDOR ALPHA	PROGRAM NAME	OBLIGATIONS	EXPENDITURES	
1602DR	FLORIDA	KATRINA	US BANK	22XX-TRANSPORT OF THINGS	5,000.00	140.00	
				23XX-RENT, COMM, UTILITIES	1,600.00	1,510.00	
				24XX-PRINT & REPRO	10,500.00		
				25XX-OTHER SERVICES	10,000.00	4,304.18	
				26XX-SUPPLIES & MATERIALS	77,560.70	40,848.05	
				31XX-EQUIPMENT	89,500.00	26,622.00	
				1602DR Total			
1603DR	LOUISIANA	KATRINA	BANK ONE DBA JPMORGAN CHASE BANK	26XX-SUPPLIES & MATERIALS	3,754,770.80	911,957.52	
				CITIBANK	21XX-TRAVEL OF PEOPLE	23,221,013.90	22,523,086.75
			US BANK	25XX-OTHER SERVICES			
				26XX-SUPPLIES & MATERIALS	412,000.00	342,301.17	
				21XX-TRAVEL OF PEOPLE	83,100.00	20,797.49	
				22XX-TRANSPORT OF THINGS	40,103.00	100.00	
				23XX-RENT, COMM, UTILITIES	1,501,094.89	335,415.68	
				24XX-PRINT & REPRO	476,580.70	45,444.29	
				25XX-OTHER SERVICES	3,566,284.30	1,525,907.01	
				26XX-SUPPLIES & MATERIALS	20,720,072.59	6,954,788.62	
				31XX-EQUIPMENT	7,788,135.48	2,846,227.19	
				MANUFACTURED HOUSING	50,000.00	37,369.51	
				1603DR Total			
1604DR	MISSISSIPPI	KATRINA	BANK ONE DBA JPMORGAN CHASE BANK	25XX-OTHER SERVICES	283,500.00	272,000.00	
				26XX-SUPPLIES & MATERIALS	748,296.67	390,017.93	
			CITIBANK	21XX-TRAVEL OF PEOPLE	19,852,917.54	19,397,376.32	
				26XX-SUPPLIES & MATERIALS	91,000.00	29,893.34	
			US BANK	21XX-TRAVEL OF PEOPLE	40,898.90	3,226.41	
				22XX-TRANSPORT OF THINGS	6,100.00	696.00	
				23XX-RENT, COMM, UTILITIES	325,105.44	147,461.09	
				24XX-PRINT & REPRO	841,064.64	374,751.08	
				25XX-OTHER SERVICES	1,268,779.20	773,538.07	
				26XX-SUPPLIES & MATERIALS	9,475,901.64	5,881,825.54	
				31XX-EQUIPMENT	5,989,316.35	4,350,885.49	
				MANUFACTURED HOUSING	216,500.00	16,681.90	
				1604DR Total			
1605DR	ALABAMA	KATRINA	BANK ONE DBA JPMORGAN CHASE BANK	25XX-OTHER SERVICES	549,603.01	340,821.54	
				26XX-SUPPLIES & MATERIALS	1,117,000.00	1,091,092.67	
			CITIBANK	21XX-TRAVEL OF PEOPLE	5,855,340.97	5,825,847.22	
				25XX-OTHER SERVICES			
				26XX-SUPPLIES & MATERIALS	13,000.00	134.44	
			US BANK	21XX-TRAVEL OF PEOPLE	27,561.05	3,561.05	
				22XX-TRANSPORT OF THINGS	1,050.02	1,050.02	
				23XX-RENT, COMM, UTILITIES	39,000.00	21,505.00	
				24XX-PRINT & REPRO	189,892.00	113,033.27	
				25XX-OTHER SERVICES	169,801.93	50,885.93	
				26XX-SUPPLIES & MATERIALS	2,999,267.88	1,949,042.24	
				31XX-EQUIPMENT	907,174.89	569,393.74	
				1605DR Total			
1606DR	TEXAS	RITA	BANK ONE DBA JPMORGAN CHASE BANK	21XX-TRAVEL OF PEOPLE			
				26XX-SUPPLIES & MATERIALS	615,000.00	150,618.02	
			CITIBANK	21XX-TRAVEL OF PEOPLE	5,485,835.45	5,481,770.04	
				25XX-OTHER SERVICES			
			US BANK	26XX-SUPPLIES & MATERIALS	112,500.00	85,424.88	
				21XX-TRAVEL OF PEOPLE	400,000.00		
	22XX-TRANSPORT OF THINGS	25,000.00	1,781.84				
	23XX-RENT, COMM, UTILITIES	76,513.22	18,954.74				

PROG CODE	STATE NAME	EVENT NAME	VENDOR ALPHA	PROGRAM NAME	OBLIGATIONS	EXPENDITURES
				24XX-PRINT & REPRO	299,555.00	153,657.05
				25XX-OTHER SERVICES	290,606.87	112,062.99
				26XX-SUPPLIES & MATERIALS	1,897,739.57	820,681.99
				31XX-EQUIPMENT	465,547.02	117,919.62
1606DR Total					9,668,297.13	6,942,871.17
1607DR	LOUISIANA	RITA	BANK ONE DBA JPMORGAN CHASE BANK	26XX-SUPPLIES & MATERIALS	310,524.00	200,518.44
			CITIBANK	21XX-TRAVEL OF PEOPLE	1,001,842.04	1,001,842.04
			US BANK	21XX-TRAVEL OF PEOPLE	40,000.00	20,000.00
				23XX-RENT, COMM, UTILITIES	501,400.00	12,522.00
				24XX-PRINT & REPRO	239,000.00	71,769.89
				25XX-OTHER SERVICES	842,262.58	31,979.24
				26XX-SUPPLIES & MATERIALS	7,001,368.00	2,824,912.84
				31XX-EQUIPMENT	1,748,374.10	56,048.52
				MANUFACTURED HOUSING		
1607DR Total					11,684,770.72	4,219,592.97
1609DR	FLORIDA	WILMA	BANK ONE DBA JPMORGAN CHASE BANK	21XX-TRAVEL OF PEOPLE		
				25XX-OTHER SERVICES	210.00	208.96
				26XX-SUPPLIES & MATERIALS	568,516.81	317,233.91
			CITIBANK	21XX-TRAVEL OF PEOPLE	1,002,790.15	532,654.81
				25XX-OTHER SERVICES	50,000.00	
			US BANK	21XX-TRAVEL OF PEOPLE	56,000.00	2,563.06
				22XX-TRANSPORT OF THINGS		
				23XX-RENT, COMM, UTILITIES	46,720.00	17,346.62
				24XX-PRINT & REPRO	88,321.80	47,463.95
				25XX-OTHER SERVICES	168,157.46	43,039.58
				26XX-SUPPLIES & MATERIALS	901,122.85	508,119.73
				31XX-EQUIPMENT	234,921.52	38,554.60
1609DR Total					3,116,760.59	1,507,185.22
3212EM	LOUISIANA	KATRINA	US BANK	26XX-SUPPLIES & MATERIALS	2,000.00	1,284.11
3212EM Total					2,000.00	1,284.11
3215EM	ARKANSAS	KATRINA	CITIBANK	21XX-TRAVEL OF PEOPLE	1,711.85	1,711.85
			US BANK	21XX-TRAVEL OF PEOPLE	1,000.00	206.40
				22XX-TRANSPORT OF THINGS	8,600.00	2,420.00
				23XX-RENT, COMM, UTILITIES	7,391.50	3,241.50
				24XX-PRINT & REPRO	2,779.05	2,234.46
				25XX-OTHER SERVICES	2,870.00	1,125.00
				26XX-SUPPLIES & MATERIALS	79,640.53	51,201.97
				31XX-EQUIPMENT	17,279.02	9,741.91
3215EM Total					121,271.95	71,883.09
3216EM	TEXAS	KATRINA	BANK ONE DBA JPMORGAN CHASE BANK	26XX-SUPPLIES & MATERIALS		
			CITIBANK	21XX-TRAVEL OF PEOPLE	15,561.27	15,561.27
			US BANK	22XX-TRANSPORT OF THINGS	10,000.00	1,950.60
				23XX-RENT, COMM, UTILITIES	8,787.50	4,546.11
				24XX-PRINT & REPRO	31,554.44	23,596.04
				25XX-OTHER SERVICES	15,425.96	11,537.29
				26XX-SUPPLIES & MATERIALS	271,829.53	197,038.79
				31XX-EQUIPMENT	113,301.90	90,591.92
3216EM Total					466,460.60	344,822.02
3219EM	OKLAHOMA	KATRINA	US BANK	23XX-RENT, COMM, UTILITIES		
				24XX-PRINT & REPRO	755.65	755.65
				25XX-OTHER SERVICES		
				26XX-SUPPLIES & MATERIALS		
				31XX-EQUIPMENT		
3219EM Total					755.65	755.65
3221EM	WEST VIRGINIA	KATRINA	CITIBANK	21XX-TRAVEL OF PEOPLE	1,331.70	1,331.70
			US BANK	26XX-SUPPLIES & MATERIALS	94.45	94.45
3221EM Total					1,426.15	1,426.15
3223EM	UTAH	KATRINA	CITIBANK	21XX-TRAVEL OF PEOPLE	1,171.40	871.40
			US BANK	26XX-SUPPLIES & MATERIALS	4,000.00	
3223EM Total					5,171.40	871.40
3224EM	COLORADO	KATRINA	US BANK	26XX-SUPPLIES & MATERIALS	4,000.00	1,729.21

PROG CODE	STATE NAME	EVENT NAME	VENDOR ALPHA	PROGRAM NAME	OBLIGATIONS	EXPENDITURES
3224EM Total					4,000.00	1,729.21
3225EM	MICHIGAN	KATRINA	US BANK	26XX-SUPPLIES & MATERIALS	2,000.00	711.67
3225EM Total					2,000.00	711.67
3227EM	WASHINGTON	KATRINA	US BANK	26XX-SUPPLIES & MATERIALS	112.64	112.64
3227EM Total					112.64	112.64
3229EM	NEW MEXICO	KATRINA	US BANK	23XX-RENT, COMM, UTILITIES		
				24XX-PRINT & REPRO	36.64	36.64
				25XX-OTHER SERVICES		
				26XX-SUPPLIES & MATERIALS	115.74	15.74
				31XX-EQUIPMENT		
3229EM Total					152.38	52.38
3232EM	MISSOURI	KATRINA	US BANK	26XX-SUPPLIES & MATERIALS	5,000.00	4,328.05
3232EM Total					5,000.00	4,328.05
3234EM	SOUTH DAKOTA	KATRINA	CITIBANK	21XX-TRAVEL OF PEOPLE	677.25	
3234EM Total					677.25	
3247EM	NORTH DAKOTA	KATRINA	CITIBANK	21XX-TRAVEL OF PEOPLE	911.85	911.85
3247EM Total					911.85	911.85
3248EM	CALIFORNIA	KATRINA	CITIBANK	21XX-TRAVEL OF PEOPLE	335.68	335.68
3248EM Total					335.68	335.68
3253EM	MONTANA	KATRINA	CITIBANK	21XX-TRAVEL OF PEOPLE	3,160.92	2,796.55
3253EM Total					3,160.92	2,796.55
3261EM	TEXAS	RITA	BANK ONE DBA JPMORGAN CHASE BANK	26XX-SUPPLIES & MATERIALS	1,500.00	1,500.00
			US BANK	23XX-RENT, COMM, UTILITIES	50,000.00	4,733.42
				24XX-PRINT & REPRO	20,000.00	20,000.00
				25XX-OTHER SERVICES	50,000.00	590.39
				26XX-SUPPLIES & MATERIALS	135,500.00	22,851.20
				31XX-EQUIPMENT	90,000.00	38,375.82
3261EM Total					347,000.00	88,050.83
Grand Total					138,245,653.40	90,411,260.39

NAME OF CARD	PURPOSE/USES
BANK ONE DBA JPMORGAN CHASE BANK	Fleetcard for fuel, oil, etc for government vehicles
CITIBANK	Centrally billed travel
US BANK	FEMA Purchase card

* Does not include Individually Billed Travel (IBT) Credit Cards that are issued to FEMA Travelers

Agencies Reporting Credit Card Costs and Purchases

August 2, 2006

DHS AGENCIES	DATE REPORT RECEIVED	OBLIGATIONS	EXPENDITURES
BTS			
CBP			
FLETC	10/31/2005	180,246.86	156,339.74
IAIP			
ICE	7/25/2006	958,125.29	825,375.09
NCS			
OCFO	10/25/2005	7.88	7.88
OSLGCP			
S&T	1/10/2006	100,000.00	0.00
TSA	11/1/2005	0.00	458,317.69
USCG			
USCIS	11/8/2005	0.00	0.00
USSS	11/22/2005	0.00	0.00
TOTAL		\$ 1,238,380.03	1,440,040.40

Zeros indicate the agency reported that it had no obligations and/or expenditures as of the date indicated. Blanks indicate the agency did not submit a report.

**Other Federal Agencies Reporting Credit Card
Costs And Purchases
August 2, 2006**

OTHER FEDERAL AGENCIES	DATE REPORT RECEIVED	OBLIGATIONS	EXPENDITURES
AID	7/25/2006	743.00	743.00
ARC			
CDC			
CNCS			
COE	7/28/2006	2,909,150.36	4,686,766.82
DHUD	7/28/2006	110,806.00	89,144.00
DOC			
DOD			
DOE			
DOED			
DOI	7/31/2006	8,834,605.66	2,265,672.44
DOL	5/8/2006	395,123.52	368,034.75
DOS	12/7/2005	0.00	0.00
DOT			
EEOC	1/17/2006	0.00	14,394.00
EPA	1/16/2006		999,845.66
FAA			
FCC			
FCSIC			
FMSHRC	11/1/2005	0.00	0.00
GSA	7/31/2006	335,714.04	334,459.34
HHS			
MSPB			
NARA	11/8/2005	5,024.36	481.65
NASA			
NCPC			
NCUA			

OTHER FEDERAL AGENCIES	DATE REPORT RECEIVED	OBLIGATIONS	EXPENDITURES
NGA			
NLRB	12/20/2005	0.00	13,863.60
NOAA			
NRC	1/6/2006	0.00	0.00
NSF	11/4/2005	0.00	0.00
OPM			
OSHA	7/26/2006	192,508.32	192,508.32
RRB	11/7/2005	0.00	0.00
SBA	1/4/2006	0.00	0.00
SEC			
SSA			
TREAS			
TVA	11/10/2005		0.00
USDA	5/12/2006	470,124.04	25,306,979.96
USDJ	7/11/2006	0.00	1,131,714.65
USPC			
USPHS	11/14/2005	0.00	0.00
USPS			
VA	2/1/2006	802,971.76	802,971.76
TOTAL		\$14,056,028.06	\$36,206,836.95

Only Other Federal Agencies reporting data or zeros are included in this report. Zeros indicate the agency reported that it had no obligations and/or expenditures as of the date indicated. Blanks indicate the agency did not submit a report.

FINANCIAL INFORMATION TOOL
FOR HURRICANE KATRINA, RITA, & WILMA DECLARATIONS ONLY

AS OF 08-02-2006

PROGRAM AREA	ALLOCATIONS	OBLIGATIONS	EXPENDITURES
1-HUMAN SERVICES	16,008,961,490	14,797,844,163	12,817,688,741
2-INFRASTRUCTURE	7,658,611,535	7,486,481,582	4,082,982,396
3-MITIGATION	83,432,273	70,638,671	9,934,987
4-OPERATIONS	6,008,700,473	5,902,325,636	645,134,392
5-ADMINISTRATION	7,456,754,232	6,924,748,575	3,556,962,136
Grand Total	37,216,460,002	35,182,038,628	21,112,702,651

FINANCIAL INFORMATION TOOL
FOR HURRICANE KATRINA, RITA, & WILMA DECLARATIONS ONLY

AS OF 08-02-2006

PROGRAM AREA	PROGRAM NAME	ALLOCATIONS	OBLIGATIONS	EXPENDITURES
1-HUMAN SERVICES	2503-UNEMPLOYMENT	452,677,112	437,778,945	437,778,945
	2504-CRISIS COUNSELING-NIMH	75,325,199	33,565,162	25,842,532
	2576-LEGAL SERVICES	286,675	199,167	132,267
	2592-INSPECTIONS	318,319,366	283,422,670	202,215,713
	4149-OTHER NEEDS ASSISTANCE	2,135,302,823	2,111,291,853	2,037,226,029
	414X-HOUSING ASSISTANCE	5,164,982,396	5,156,899,104	5,126,516,871
	4152-CRISIS COUNSELING-SCC	44,392,727	42,803,701	24,116,119
	4154-OTHER NEEDS ASSISTANCE	72,380,000	71,880,000	70,021,019
	MANUFACTURED HOUSING	7,745,295,192	6,660,003,562	4,893,839,246
1-HUMAN SERVICES Total		16,008,961,490	14,797,844,163	12,817,688,741
2-INFRASTRUCTURE	2594-INSPECTIONS	488,839,035	406,464,202	326,291,327
	416X-PUBLIC ASSISTANCE	7,169,772,500	7,080,017,380	3,756,691,068
2-INFRASTRUCTURE Total		7,658,611,535	7,486,481,582	4,082,982,396
3-MITIGATION	2593-INSPECTIONS	46,047,170	33,253,568	9,545,852
	4173-HAZARD MITIGATION	37,385,103	37,385,103	389,135
3-MITIGATION Total		83,432,273	70,638,671	9,934,987
4-OPERATIONS	2507-MISSIONS-TA	28,755,756	27,637,256	3,958,844
	2508-MISSIONS-DFA	5,979,944,717	5,874,688,380	641,175,548
4-OPERATIONS Total		6,008,700,473	5,902,325,636	645,134,392
5-ADMINISTRATION	11XX-SALARIES & BENEFITS	459,839,301	455,276,618	455,276,618
	21XX-TRAVEL	266,854,484	257,769,998	241,821,929
	22XX-TRANSPORTION	63,410,775	55,849,715	41,537,522
	23XX-RENT, COMM, UTILITIES	328,447,507	285,130,435	212,345,237
	24XX-PRINT & REPRO	7,217,433	5,882,396	2,360,145
	2501-MISSIONS-FOS	2,736,233,144	2,733,016,851	661,392,925
	25XX-OTHER SERVICES	2,557,123,807	2,174,526,128	1,291,016,637
	26XX-SUPPLIES & MATERIALS	690,269,569	641,919,957	433,509,530
	31XX-EQUIPMENT	229,429,825	202,521,488	171,080,409
	32XX-LAND & STRUCTURES	14,116,691	9,415,500	7,491,213
	4101-URBAN SEARCH & RESCUE	103,811,696	103,439,490	39,129,973
5-ADMINISTRATION Total		7,456,754,232	6,924,748,575	3,556,962,136
Grand Total		37,216,460,002	35,182,038,628	21,112,702,651

FINANCIAL INFORMATION TOOL
FOR HURRICANE KATRINA, RITA, & WILMA DECLARATIONS ONLY

AS OF 08-02-2006

PROG CODE	STATE NAME	EVENT NAME	DECLARED	ALLOCATIONS	OBLIGATIONS	EXPENDITURES
1602DR	FLORIDA	KATRINA	8/28/2005	194,972,238	190,289,309	133,539,764
1603DR	LOUISIANA	KATRINA	8/29/2005	19,328,722,465	18,370,023,202	11,385,564,070
1604DR	MISSISSIPPI	KATRINA	8/29/2005	9,464,352,509	8,856,242,208	4,735,898,043
1605DR	ALABAMA	KATRINA	8/29/2005	1,156,543,776	1,110,520,322	820,538,767
1606DR	TEXAS	RITA	9/24/2005	2,083,424,510	1,932,521,065	1,256,850,315
1607DR	LOUISIANA	RITA	9/24/2005	1,839,949,961	1,700,175,697	984,523,535
1609DR	FLORIDA	WILMA	10/24/2005	2,192,459,483	2,110,737,392	1,161,512,692
3212EM	LOUISIANA	KATRINA	8/27/2005	8,508,058	8,508,058	763,194
3213EM	MISSISSIPPI	KATRINA	8/28/2005	2,622,585	2,622,585	157,517
3214EM	ALABAMA	KATRINA	8/28/2005	84,454	84,454	52,976
3215EM	ARKANSAS	KATRINA	9/2/2005	54,220,925	54,199,103	48,283,781
3216EM	TEXAS	KATRINA	9/2/2005	596,571,523	577,900,793	463,436,904
3217EM	TENNESSEE	KATRINA	9/5/2005	29,088,363	27,685,333	25,965,582
3218EM	GEORGIA	KATRINA	9/5/2005	20,952,767	17,029,650	9,400,317
3219EM	OKLAHOMA	KATRINA	9/5/2005	14,427,223	12,648,715	12,003,965
3220EM	FLORIDA	KATRINA	9/5/2005	9,202,272	7,848,091	2,283,512
3221EM	WEST VIRGINIA	KATRINA	9/5/2005	906,811	886,148	698,828
3222EM	NORTH CAROLINA	KATRINA	9/5/2005	2,002,261	1,982,869	1,563,498
3223EM	UTAH	KATRINA	9/5/2005	1,620,647	1,591,994	1,459,406
3224EM	COLORADO	KATRINA	9/5/2005	14,245,710	14,150,724	14,101,967
3225EM	MICHIGAN	KATRINA	9/7/2005	2,523,594	2,137,484	2,016,828
3226EM	DISTRICT OF COLUMBIA	KATRINA	9/7/2005	1,939,371	1,890,551	54,053
3227EM	WASHINGTON	KATRINA	9/7/2005	3,429,079	3,377,032	360,452
3228EM	OREGON	KATRINA	9/7/2005	2,092,300	2,085,339	629,287
3229EM	NEW MEXICO	KATRINA	9/7/2005	2,246,335	1,696,640	203,181
3230EM	ILLINOIS	KATRINA	9/7/2005	2,668,696	1,763,968	1,271,227
3231EM	KENTUCKY	KATRINA	9/10/2005	4,309,961	4,269,366	1,670,893
3232EM	MISSOURI	KATRINA	9/10/2005	2,675,895	2,600,558	656,275
3233EM	SOUTH CAROLINA	KATRINA	9/10/2005	3,657,004	3,549,938	3,508,102
3234EM	SOUTH DAKOTA	KATRINA	9/10/2005	294,422	273,761	221,684
3235EM	PENNSYLVANIA	KATRINA	9/10/2005	3,054,775	2,979,321	2,289,268
3236EM	KANSAS	KATRINA	9/10/2005	163,387	163,255	154,120
3237EM	ALABAMA	KATRINA	9/10/2005	4,000,000	3,840,416	2,772,228
3238EM	INDIANA	KATRINA	9/10/2005	4,150,856	3,932,398	38,546
3239EM	IOWA	KATRINA	9/10/2005	237,895	228,257	221,289

PROG CODE	STATE NAME	EVENT NAME	DECLARED	ALLOCATIONS	OBLIGATIONS	EXPENDITURES
3240EM	VIRGINIA	KATRINA	9/12/2005	724,010	704,368	535,202
3241EM	ARIZONA	KATRINA	9/12/2005	7,549,848	7,542,930	5,157,183
3242EM	MINNESOTA	KATRINA	9/13/2005	15,024,450	3,895,484	981,368
3243EM	NEVADA	KATRINA	9/13/2005	1,317,219	1,005,994	779,062
3244EM	IDAHO	KATRINA	9/13/2005	619,837	594,243	153,195
3245EM	NEBRASKA	KATRINA	9/13/2005	211,402	211,402	75,147
3246EM	CONNECTICUT	KATRINA	9/13/2005	1,043,301	720,381	23,725
3247EM	NORTH DAKOTA	KATRINA	9/13/2005	65,732	51,069	25,726
3248EM	CALIFORNIA	KATRINA	9/13/2005	903,320	687,754	661,738
3249EM	WISCONSIN	KATRINA	9/13/2005	3,525,965	2,971,325	869,666
3250EM	OHIO	KATRINA	9/13/2005	2,543,530	2,491,579	1,883,928
3251EM	MARYLAND	KATRINA	9/13/2005	1,743,876	1,649,442	1,186,817
3252EM	MASSACHUSETTS	KATRINA	9/13/2005	6,185,196	5,955,041	5,612,783
3253EM	MONTANA	KATRINA	9/13/2005	442,856	432,158	151,188
3255EM	RHODE ISLAND	KATRINA	9/19/2005	1,524,708	1,154,294	944,003
3256EM	MAINE	KATRINA	9/19/2005	106,000	57,276	51,276
3257EM	NEW JERSEY	KATRINA	9/19/2005	201,343	181,512	177,538
3258EM	NEW HAMPSHIRE	KATRINA	9/19/2005	106,000	15,887	9,979
3259EM	FLORIDA	RITA	9/20/2005	10,390,801	10,212,657	5,272,973
3260EM	LOUISIANA	RITA	9/21/2005	275,000	275,000	
3261EM	TEXAS	RITA	9/21/2005	106,869,341	106,737,592	12,064,082
3262EM	NEW YORK	KATRINA	9/30/2005	2,613,314	1,954,514	1,324,140
3263EM	DELAWARE	KATRINA	9/30/2005	150,841	100,729	95,862
Grand Total				37,216,460,002	35,182,038,628	21,112,702,651

FINANCIAL INFORMATION TOOL
FOR HURRICANE KATRINA, RITA, & WILMA DECLARATIONS ONLY

AS OF 08-02-2006

EVENT NAME	STATE NAME	PROG CODE	DECLARED	ALLOCATIONS	OBLIGATIONS	EXPENDITURES
KATRINA	ALABAMA	1605DR	8/29/2005	1,156,543,776	1,110,520,322	820,538,767
		3214EM	8/28/2005	84,454	84,454	52,976
		3237EM	9/10/2005	4,000,000	3,840,416	2,772,228
	ARIZONA	3241EM	9/12/2005	7,549,848	7,542,930	5,157,183
	ARKANSAS	3215EM	9/2/2005	54,220,925	54,199,103	48,283,781
	CALIFORNIA	3248EM	9/13/2005	903,320	687,754	661,738
	COLORADO	3224EM	9/5/2005	14,245,710	14,150,724	14,101,967
	CONNECTICUT	3246EM	9/13/2005	1,043,301	720,381	23,725
	DELAWARE	3263EM	9/30/2005	150,841	100,729	95,862
	DISTRICT OF COLUMBIA	3226EM	9/7/2005	1,939,371	1,890,551	54,053
	FLORIDA	1602DR	8/28/2005	194,972,238	190,289,309	133,539,764
		3220EM	9/5/2005	9,202,272	7,848,091	2,283,512
	GEORGIA	3218EM	9/5/2005	20,952,767	17,029,650	9,400,317
	IDAHO	3244EM	9/13/2005	619,837	594,243	153,195
	ILLINOIS	3230EM	9/7/2005	2,668,696	1,763,968	1,271,227
	INDIANA	3238EM	9/10/2005	4,150,856	3,932,398	38,546
	IOWA	3239EM	9/10/2005	237,895	228,257	221,289
	KANSAS	3236EM	9/10/2005	163,387	163,255	154,120
	KENTUCKY	3231EM	9/10/2005	4,309,961	4,269,366	1,670,893
	LOUISIANA	1603DR	8/29/2005	19,328,722,465	18,370,023,202	11,385,564,070
		3212EM	8/27/2005	8,508,058	8,508,058	763,194
	MAINE	3256EM	9/19/2005	106,000	57,276	51,276
	MARYLAND	3251EM	9/13/2005	1,743,876	1,649,442	1,186,817
	MASSACHUSETTS	3252EM	9/13/2005	6,185,196	5,955,041	5,612,783
	MICHIGAN	3225EM	9/7/2005	2,523,594	2,137,484	2,016,828
	MINNESOTA	3242EM	9/13/2005	15,024,450	3,895,484	981,368
	MISSISSIPPI	1604DR	8/29/2005	9,464,352,509	8,856,242,208	4,735,898,043
		3213EM	8/28/2005	2,622,585	2,622,585	157,517
	MISSOURI	3232EM	9/10/2005	2,675,895	2,600,558	656,275
	MONTANA	3253EM	9/13/2005	442,856	432,158	151,188
	NEBRASKA	3245EM	9/13/2005	211,402	211,402	75,147
	NEVADA	3243EM	9/13/2005	1,317,219	1,005,994	779,062
	NEW HAMPSHIRE	3258EM	9/19/2005	106,000	15,887	9,979
	NEW JERSEY	3257EM	9/19/2005	201,343	181,512	177,538
	NEW MEXICO	3229EM	9/7/2005	2,246,335	1,696,640	203,181
	NEW YORK	3262EM	9/30/2005	2,613,314	1,954,514	1,324,140
	NORTH CAROLINA	3222EM	9/5/2005	2,002,261	1,982,869	1,563,498
	NORTH DAKOTA	3247EM	9/13/2005	65,732	51,069	25,726
	OHIO	3250EM	9/13/2005	2,543,530	2,491,579	1,883,928
	OKLAHOMA	3219EM	9/5/2005	14,427,223	12,648,715	12,003,965
	OREGON	3228EM	9/7/2005	2,092,300	2,085,339	629,287
	PENNSYLVANIA	3235EM	9/10/2005	3,054,775	2,979,321	2,289,268

EVENT NAME	STATE NAME	PROG CODE	DECLARED	ALLOCATIONS	OBLIGATIONS	EXPENDITURES
	RHODE ISLAND	3255EM	9/19/2005	1,524,708	1,154,294	944,003
	SOUTH CAROLINA	3233EM	9/10/2005	3,657,004	3,549,938	3,508,102
	SOUTH DAKOTA	3234EM	9/10/2005	294,422	273,761	221,684
	TENNESSEE	3217EM	9/5/2005	29,088,363	27,685,333	25,965,582
	TEXAS	3216EM	9/2/2005	596,571,523	577,900,793	463,436,904
	UTAH	3223EM	9/5/2005	1,620,647	1,591,994	1,459,406
	VIRGINIA	3240EM	9/12/2005	724,010	704,368	535,202
	WASHINGTON	3227EM	9/7/2005	3,429,079	3,377,032	360,452
	WEST VIRGINIA	3221EM	9/5/2005	906,811	886,148	698,828
	WISCONSIN	3249EM	9/13/2005	3,525,965	2,971,325	869,666
KATRINA Total				30,983,090,907	29,321,379,225	17,692,479,054
RITA	FLORIDA	3259EM	9/20/2005	10,390,801	10,212,657	5,272,973
	LOUISIANA	1607DR	9/24/2005	1,839,949,961	1,700,175,697	984,523,535
		3260EM	9/21/2005	275,000	275,000	
	TEXAS	1606DR	9/24/2005	2,083,424,510	1,932,521,065	1,256,850,315
		3261EM	9/21/2005	106,869,341	106,737,592	12,064,082
RITA Total				4,040,909,612	3,749,922,011	2,258,710,905
WILMA	FLORIDA	1609DR	10/24/2005	2,192,459,483	2,110,737,392	1,161,512,692
WILMA Total				2,192,459,483	2,110,737,392	1,161,512,692
Grand Total				37,216,460,002	35,182,038,628	21,112,702,651

FINANCIAL INFORMATION TOOL
FOR HURRICANE KATRINA, RITA, & WILMA DECLARATIONS ONLY

AS OF 08-02-2006

STATE NAME	EVENT NAME	PROG CODE	DECLARED	ALLOCATIONS	OBLIGATIONS	EXPENDITURES
ALABAMA	KATRINA	1605DR	8/29/2005	1,156,543,776	1,110,520,322	820,538,767
		3214EM	8/28/2005	84,454	84,454	52,976
		3237EM	9/10/2005	4,000,000	3,840,416	2,772,228
ALABAMA Total				1,160,628,230	1,114,445,193	823,363,971
ARIZONA	KATRINA	3241EM	9/12/2005	7,549,848	7,542,930	5,157,183
ARIZONA Total				7,549,848	7,542,930	5,157,183
ARKANSAS	KATRINA	3215EM	9/2/2005	54,220,925	54,199,103	48,283,781
ARKANSAS Total				54,220,925	54,199,103	48,283,781
CALIFORNIA	KATRINA	3248EM	9/13/2005	903,320	687,754	661,738
CALIFORNIA Total				903,320	687,754	661,738
COLORADO	KATRINA	3224EM	9/5/2005	14,245,710	14,150,724	14,101,967
COLORADO Total				14,245,710	14,150,724	14,101,967
CONNECTICUT	KATRINA	3246EM	9/13/2005	1,043,301	720,381	23,725
CONNECTICUT Total				1,043,301	720,381	23,725
DELAWARE	KATRINA	3263EM	9/30/2005	150,841	100,729	95,862
DELAWARE Total				150,841	100,729	95,862
DISTRICT OF COLUMBIA	KATRINA	3226EM	9/7/2005	1,939,371	1,890,551	54,053
DISTRICT OF COLUMBIA Total				1,939,371	1,890,551	54,053
FLORIDA	KATRINA	1602DR	8/28/2005	194,972,238	190,289,309	133,539,764
		3220EM	9/5/2005	9,202,272	7,848,091	2,283,512
	RITA	3259EM	9/20/2005	10,390,801	10,212,657	5,272,973
	WILMA	1609DR	10/24/2005	2,192,459,483	2,110,737,392	1,161,512,692
FLORIDA Total				2,407,024,793	2,319,087,449	1,302,608,942
GEORGIA	KATRINA	3218EM	9/5/2005	20,952,767	17,029,650	9,400,317
GEORGIA Total				20,952,767	17,029,650	9,400,317
IDAHO	KATRINA	3244EM	9/13/2005	619,837	594,243	153,195
IDAHO Total				619,837	594,243	153,195
ILLINOIS	KATRINA	3230EM	9/7/2005	2,668,696	1,763,968	1,271,227
ILLINOIS Total				2,668,696	1,763,968	1,271,227
INDIANA	KATRINA	3238EM	9/10/2005	4,150,856	3,932,398	38,546
INDIANA Total				4,150,856	3,932,398	38,546
IOWA	KATRINA	3239EM	9/10/2005	237,895	228,257	221,289
IOWA Total				237,895	228,257	221,289
KANSAS	KATRINA	3236EM	9/10/2005	163,387	163,255	154,120
KANSAS Total				163,387	163,255	154,120
KENTUCKY	KATRINA	3231EM	9/10/2005	4,309,961	4,269,366	1,670,893
KENTUCKY Total				4,309,961	4,269,366	1,670,893
LOUISIANA	KATRINA	1603DR	8/29/2005	19,328,722,465	18,370,023,202	11,385,564,070
		3212EM	8/27/2005	8,508,058	8,508,058	763,194
	RITA	1607DR	9/24/2005	1,839,949,961	1,700,175,697	984,523,535
	3260EM	9/21/2005	275,000	275,000		

STATE NAME	EVENT NAME	PROG CODE	DECLARED	ALLOCATIONS	OBLIGATIONS	EXPENDITURES
LOUISIANA Total				21,177,455,484	20,078,981,957	12,370,850,799
MAINE	KATRINA	3256EM	9/19/2005	106,000	57,276	51,276
MAINE Total				106,000	57,276	51,276
MARYLAND	KATRINA	3251EM	9/13/2005	1,743,876	1,649,442	1,186,817
MARYLAND Total				1,743,876	1,649,442	1,186,817
MASSACHUSETTS	KATRINA	3252EM	9/13/2005	6,185,196	5,955,041	5,612,783
MASSACHUSETTS Total				6,185,196	5,955,041	5,612,783
MICHIGAN	KATRINA	3225EM	9/7/2005	2,523,594	2,137,484	2,016,828
MICHIGAN Total				2,523,594	2,137,484	2,016,828
MINNESOTA	KATRINA	3242EM	9/13/2005	15,024,450	3,895,484	981,368
MINNESOTA Total				15,024,450	3,895,484	981,368
MISSISSIPPI	KATRINA	1604DR	8/29/2005	9,464,352,509	8,856,242,208	4,735,898,043
		3213EM	8/28/2005	2,622,585	2,622,585	157,517
MISSISSIPPI Total				9,466,975,094	8,858,864,793	4,736,055,560
MISSOURI	KATRINA	3232EM	9/10/2005	2,675,895	2,600,558	656,275
MISSOURI Total				2,675,895	2,600,558	656,275
MONTANA	KATRINA	3253EM	9/13/2005	442,856	432,158	151,188
MONTANA Total				442,856	432,158	151,188
NEBRASKA	KATRINA	3245EM	9/13/2005	211,402	211,402	75,147
NEBRASKA Total				211,402	211,402	75,147
NEVADA	KATRINA	3243EM	9/13/2005	1,317,219	1,005,994	779,062
NEVADA Total				1,317,219	1,005,994	779,062
NEW HAMPSHIRE	KATRINA	3258EM	9/19/2005	106,000	15,887	9,979
NEW HAMPSHIRE Total				106,000	15,887	9,979
NEW JERSEY	KATRINA	3257EM	9/19/2005	201,343	181,512	177,538
NEW JERSEY Total				201,343	181,512	177,538
NEW MEXICO	KATRINA	3229EM	9/7/2005	2,246,335	1,696,640	203,181
NEW MEXICO Total				2,246,335	1,696,640	203,181
NEW YORK	KATRINA	3262EM	9/30/2005	2,613,314	1,954,514	1,324,140
NEW YORK Total				2,613,314	1,954,514	1,324,140
NORTH CAROLINA	KATRINA	3222EM	9/5/2005	2,002,261	1,982,869	1,563,498
NORTH CAROLINA Total				2,002,261	1,982,869	1,563,498
NORTH DAKOTA	KATRINA	3247EM	9/13/2005	65,732	51,069	25,726
NORTH DAKOTA Total				65,732	51,069	25,726
OHIO	KATRINA	3250EM	9/13/2005	2,543,530	2,491,579	1,883,928
OHIO Total				2,543,530	2,491,579	1,883,928
OKLAHOMA	KATRINA	3219EM	9/5/2005	14,427,223	12,648,715	12,003,965
OKLAHOMA Total				14,427,223	12,648,715	12,003,965
OREGON	KATRINA	3228EM	9/7/2005	2,092,300	2,085,339	629,287
OREGON Total				2,092,300	2,085,339	629,287
PENNSYLVANIA	KATRINA	3235EM	9/10/2005	3,054,775	2,979,321	2,289,268
PENNSYLVANIA Total				3,054,775	2,979,321	2,289,268
RHODE ISLAND	KATRINA	3255EM	9/19/2005	1,524,708	1,154,294	944,003
RHODE ISLAND Total				1,524,708	1,154,294	944,003
SOUTH CAROLINA	KATRINA	3233EM	9/10/2005	3,657,004	3,549,938	3,508,102
SOUTH CAROLINA Total				3,657,004	3,549,938	3,508,102
SOUTH DAKOTA	KATRINA	3234EM	9/10/2005	294,422	273,761	221,684

STATE NAME	EVENT NAME	PROG CODE	DECLARED	ALLOCATIONS	OBLIGATIONS	EXPENDITURES
SOUTH DAKOTA Total				294,422	273,761	221,684
TENNESSEE	KATRINA	3217EM	9/5/2005	29,088,363	27,685,333	25,965,582
TENNESSEE Total				29,088,363	27,685,333	25,965,582
TEXAS	KATRINA	3216EM	9/2/2005	596,571,523	577,900,793	463,436,904
	RITA	1606DR	9/24/2005	2,083,424,510	1,932,521,065	1,256,850,315
		3261EM	9/21/2005	106,869,341	106,737,592	12,064,082
TEXAS Total				2,786,865,373	2,617,159,449	1,732,351,301
UTAH	KATRINA	3223EM	9/5/2005	1,620,647	1,591,994	1,459,406
UTAH Total				1,620,647	1,591,994	1,459,406
VIRGINIA	KATRINA	3240EM	9/12/2005	724,010	704,368	535,202
VIRGINIA Total				724,010	704,368	535,202
WASHINGTON	KATRINA	3227EM	9/7/2005	3,429,079	3,377,032	360,452
WASHINGTON Total				3,429,079	3,377,032	360,452
WEST VIRGINIA	KATRINA	3221EM	9/5/2005	906,811	886,148	698,828
WEST VIRGINIA Total				906,811	886,148	698,828
WISCONSIN	KATRINA	3249EM	9/13/2005	3,525,965	2,971,325	869,666
WISCONSIN Total				3,525,965	2,971,325	869,666
Grand Total				37,216,460,002	35,182,038,628	21,112,702,651

FINANCIAL INFORMATION TOOL
FOR HURRICANE KATRINA, RITA, & WILMA DECLARATIONS ONLY

AS OF 08-02-2006

PROG CODE	STATE NAME	EVENT NAME	DECLARED	PROGRAM AREA	ALLOCATIONS	OBLIGATIONS	EXPENDITURES
1602DR	FLORIDA	KATRINA	8/28/2005	2-INFRASTRUCTURE 4-OPERATIONS 5-ADMINISTRATION	162,558,474 10,000 32,403,764	162,665,475 10,000 27,613,834	120,574,305 12,965,460
1602DR Total					194,972,238	190,289,309	133,539,764
1603DR	LOUISIANA	KATRINA	8/29/2005	1-HUMAN SERVICES 2-INFRASTRUCTURE 3-MITIGATION 4-OPERATIONS 5-ADMINISTRATION	10,029,009,182 3,236,032,497 13,702,216 3,079,007,833 2,970,970,737	9,460,086,168 3,142,244,929 9,435,815 3,079,274,398 2,678,981,891	8,093,572,212 1,461,913,282 3,552,518 300,116,216 1,526,409,842
1603DR Total					19,328,722,465	18,370,023,202	11,385,564,070
1604DR	MISSISSIPPI	KATRINA	8/29/2005	1-HUMAN SERVICES 2-INFRASTRUCTURE 3-MITIGATION 4-OPERATIONS 5-ADMINISTRATION	3,423,546,813 1,615,868,683 21,232,743 1,709,712,910 2,693,991,360	2,900,698,745 1,603,080,168 18,000,702 1,708,769,909 2,625,692,685	2,479,712,582 750,504,079 2,411,644 171,693,454 1,331,576,283
1604DR Total					9,464,352,509	8,856,242,208	4,735,898,043
1605DR	ALABAMA	KATRINA	8/29/2005	1-HUMAN SERVICES 2-INFRASTRUCTURE 3-MITIGATION 4-OPERATIONS 5-ADMINISTRATION	661,060,502 100,426,362 9,357,861 181,500,000 204,199,052	634,119,294 99,790,227 9,249,131 171,500,000 195,861,670	577,080,987 71,472,007 850,007 51,890,894 119,244,871
1605DR Total					1,156,543,776	1,110,520,322	820,538,767
1606DR	TEXAS	RITA	9/24/2005	1-HUMAN SERVICES 2-INFRASTRUCTURE 3-MITIGATION 4-OPERATIONS 5-ADMINISTRATION	844,749,938 335,380,900 32,860,926 236,200,000 634,232,746	792,032,474 328,018,675 28,449,739 235,501,600 548,518,576	716,481,656 252,198,898 644,177 24,295,989 263,229,594
1606DR Total					2,083,424,510	1,932,521,065	1,256,850,315
1607DR	LOUISIANA	RITA	9/24/2005	1-HUMAN SERVICES 2-INFRASTRUCTURE 3-MITIGATION 4-OPERATIONS 5-ADMINISTRATION	556,557,574 330,764,097 5,278,527 520,636,000 426,713,763	556,557,049 330,321,680 4,568,487 425,636,000 383,092,481	544,129,296 166,469,317 2,134,249 92,575,223 179,215,450
1607DR Total					1,839,949,961	1,700,175,697	984,523,535
1609DR	FLORIDA	WILMA	10/24/2005	1-HUMAN SERVICES 2-INFRASTRUCTURE 3-MITIGATION 4-OPERATIONS 5-ADMINISTRATION	494,037,481 1,110,691,806 1,000,000 234,028,384 352,701,812	454,350,432 1,094,593,470 934,797 234,028,384 326,830,308	406,712,007 652,508,885 342,391 3,224,459 98,724,950
1609DR Total					2,192,459,483	2,110,737,392	1,161,512,692
3212EM	LOUISIANA	KATRINA	8/27/2005	2-INFRASTRUCTURE 4-OPERATIONS 5-ADMINISTRATION	1,500,000 7,008,058	1,500,000 7,008,058	2,096 761,098
3212EM Total					8,508,058	8,508,058	763,194
3213EM	MISSISSIPPI	KATRINA	8/28/2005	2-INFRASTRUCTURE 4-OPERATIONS 5-ADMINISTRATION	2,622,585	2,622,585	157,517
3213EM Total					2,622,585	2,622,585	157,517

PROG CODE	STATE NAME	EVENT NAME	DECLARED	PROGRAM AREA	ALLOCATIONS	OBLIGATIONS	EXPENDITURES
3214EM	ALABAMA	KATRINA	8/28/2005	2-INFRASTRUCTURE 4-OPERATIONS 5-ADMINISTRATION	84,454	84,454	52,976
3214EM Total					84,454	84,454	52,976
3215EM	ARKANSAS	KATRINA	9/2/2005	2-INFRASTRUCTURE 4-OPERATIONS 5-ADMINISTRATION	46,325,491 3,500,000 4,395,434	46,325,886 3,500,000 4,373,217	44,619,279 3,664,502
3215EM Total					54,220,925	54,199,103	48,283,781
3216EM	TEXAS	KATRINA	9/2/2005	2-INFRASTRUCTURE 4-OPERATIONS 5-ADMINISTRATION	538,450,699 36,490,346 21,630,478	522,262,894 36,490,346 19,147,553	452,879,718 1,336,060 9,221,126
3216EM Total					596,571,523	577,900,793	463,436,904
3217EM	TENNESSEE	KATRINA	9/5/2005	2-INFRASTRUCTURE 4-OPERATIONS 5-ADMINISTRATION	29,000,000 5,000 83,363	27,596,970 5,000 83,363	25,884,219 81,363
3217EM Total					29,088,363	27,685,333	25,965,582
3218EM	GEORGIA	KATRINA	9/5/2005	2-INFRASTRUCTURE 5-ADMINISTRATION	20,900,000 52,767	16,976,883 52,767	9,399,550 767
3218EM Total					20,952,767	17,029,650	9,400,317
3219EM	OKLAHOMA	KATRINA	9/5/2005	2-INFRASTRUCTURE 5-ADMINISTRATION	14,250,313 176,910	12,486,777 161,938	11,854,631 149,334
3219EM Total					14,427,223	12,648,715	12,003,965
3220EM	FLORIDA	KATRINA	9/5/2005	2-INFRASTRUCTURE 5-ADMINISTRATION	9,200,000 2,272	7,845,819 2,272	2,281,240 2,272
3220EM Total					9,202,272	7,848,091	2,283,512
3221EM	WEST VIRGINIA	KATRINA	9/5/2005	2-INFRASTRUCTURE 5-ADMINISTRATION	783,000 123,811	782,658 103,490	595,338 103,490
3221EM Total					906,811	886,148	698,828
3222EM	NORTH CAROLINA	KATRINA	9/5/2005	2-INFRASTRUCTURE 5-ADMINISTRATION	2,000,000 2,261	1,980,608 2,261	1,563,238 261
3222EM Total					2,002,261	1,982,869	1,563,498
3223EM	UTAH	KATRINA	9/5/2005	2-INFRASTRUCTURE 4-OPERATIONS 5-ADMINISTRATION	1,538,849 81,798	1,528,849 63,146	1,410,025 49,381
3223EM Total					1,620,647	1,591,994	1,459,406
3224EM	COLORADO	KATRINA	9/5/2005	2-INFRASTRUCTURE 4-OPERATIONS 5-ADMINISTRATION	13,597,030 648,680	13,534,963 615,761	13,500,827 601,140
3224EM Total					14,245,710	14,150,724	14,101,967
3225EM	MICHIGAN	KATRINA	9/7/2005	2-INFRASTRUCTURE 5-ADMINISTRATION	1,920,000 603,594	1,703,588 433,896	1,638,849 377,979
3225EM Total					2,523,594	2,137,484	2,016,828
3226EM	DISTRICT OF COLUMBIA	KATRINA	9/7/2005	2-INFRASTRUCTURE 5-ADMINISTRATION	1,838,568 100,803	1,836,498 54,053	 54,053
3226EM Total					1,939,371	1,890,551	54,053
3227EM	WASHINGTON	KATRINA	9/7/2005	2-INFRASTRUCTURE 5-ADMINISTRATION	2,998,033 431,046	2,998,031 379,000	 360,452
3227EM Total					3,429,079	3,377,032	360,452
3228EM	OREGON	KATRINA	9/7/2005	2-INFRASTRUCTURE 5-ADMINISTRATION	2,047,247 45,053	2,047,243 38,096	597,770 31,516
3228EM Total					2,092,300	2,085,339	629,287
3229EM	NEW MEXICO	KATRINA	9/7/2005	2-INFRASTRUCTURE 5-ADMINISTRATION	2,139,828 106,507	1,626,508 70,132	136,820 66,361
3229EM Total					2,246,335	1,696,640	203,181

PROG CODE	STATE NAME	EVENT NAME	DECLARED	PROGRAM AREA	ALLOCATIONS	OBLIGATIONS	EXPENDITURES
3230EM	ILLINOIS	KATRINA	9/7/2005	2-INFRASTRUCTURE 5-ADMINISTRATION	2,418,578 250,118	1,537,652 226,316	1,083,019 188,208
3230EM Total					2,668,696	1,763,968	1,271,227
3231EM	KENTUCKY	KATRINA	9/10/2005	2-INFRASTRUCTURE 5-ADMINISTRATION	4,300,000 9,961	4,259,405 9,961	1,662,933 7,961
3231EM Total					4,309,961	4,269,366	1,670,893
3232EM	MISSOURI	KATRINA	9/10/2005	2-INFRASTRUCTURE 5-ADMINISTRATION	2,005,000 670,895	1,958,975 641,584	34,900 621,375
3232EM Total					2,675,895	2,600,558	656,275
3233EM	SOUTH CAROLINA	KATRINA	9/10/2005	2-INFRASTRUCTURE 5-ADMINISTRATION	3,614,915 42,089	3,507,849 42,089	3,468,013 40,089
3233EM Total					3,657,004	3,549,938	3,508,102
3234EM	SOUTH DAKOTA	KATRINA	9/10/2005	2-INFRASTRUCTURE 5-ADMINISTRATION	261,722 32,700	261,676 12,086	211,332 10,352
3234EM Total					294,422	273,761	221,684
3235EM	PENNSYLVANIA	KATRINA	9/10/2005	2-INFRASTRUCTURE 5-ADMINISTRATION	2,779,000 275,775	2,716,239 263,082	2,028,427 260,840
3235EM Total					3,054,775	2,979,321	2,289,268
3236EM	KANSAS	KATRINA	9/10/2005	2-INFRASTRUCTURE 5-ADMINISTRATION	163,200 187	163,069 187	153,933 187
3236EM Total					163,387	163,255	154,120
3237EM	ALABAMA	KATRINA	9/10/2005	2-INFRASTRUCTURE 4-OPERATIONS 5-ADMINISTRATION	3,000,000 1,000,000	2,840,416 1,000,000	2,772,228
3237EM Total					4,000,000	3,840,416	2,772,228
3238EM	INDIANA	KATRINA	9/10/2005	2-INFRASTRUCTURE 5-ADMINISTRATION	4,127,992 22,864	3,930,006 2,392	36,250 2,297
3238EM Total					4,150,856	3,932,398	38,546
3239EM	IOWA	KATRINA	9/10/2005	2-INFRASTRUCTURE 5-ADMINISTRATION	222,618 15,278	222,618 5,639	215,650 5,639
3239EM Total					237,895	228,257	221,289
3240EM	VIRGINIA	KATRINA	9/12/2005	2-INFRASTRUCTURE 5-ADMINISTRATION	593,100 130,910	592,846 111,522	423,680 111,522
3240EM Total					724,010	704,368	535,202
3241EM	ARIZONA	KATRINA	9/12/2005	2-INFRASTRUCTURE 5-ADMINISTRATION	5,292,410 2,257,438	5,292,115 2,250,815	4,905,710 251,473
3241EM Total					7,549,848	7,542,930	5,157,183
3242EM	MINNESOTA	KATRINA	9/13/2005	2-INFRASTRUCTURE 5-ADMINISTRATION	15,000,000 24,450	3,893,657 1,827	981,368
3242EM Total					15,024,450	3,895,484	981,368
3243EM	NEVADA	KATRINA	9/13/2005	2-INFRASTRUCTURE 5-ADMINISTRATION	1,000,000 317,219	705,623 300,371	495,029 284,034
3243EM Total					1,317,219	1,005,994	779,062
3244EM	IDAHO	KATRINA	9/13/2005	2-INFRASTRUCTURE 5-ADMINISTRATION	584,137 35,700	584,134 10,108	143,336 9,860
3244EM Total					619,837	594,243	153,195
3245EM	NEBRASKA	KATRINA	9/13/2005	2-INFRASTRUCTURE 5-ADMINISTRATION	210,100 1,302	210,100 1,302	73,846 1,302
3245EM Total					211,402	211,402	75,147
3246EM	CONNECTICUT	KATRINA	9/13/2005	2-INFRASTRUCTURE 5-ADMINISTRATION	1,000,000 43,301	682,938 37,443	23,725
3246EM Total					1,043,301	720,381	23,725
3247EM	NORTH DAKOTA	KATRINA	9/13/2005	2-INFRASTRUCTURE 5-ADMINISTRATION	23,747 41,985	23,747 27,322	25,726

PROG CODE	STATE NAME	EVENT NAME	DECLARED	PROGRAM AREA	ALLOCATIONS	OBLIGATIONS	EXPENDITURES
3247EM Total					65,732	51,069	25,726
3248EM	CALIFORNIA	KATRINA	9/13/2005	2-INFRASTRUCTURE	200,000	1,289	
				5-ADMINISTRATION	703,320	686,466	661,738
3248EM Total					903,320	687,754	661,738
3249EM	WISCONSIN	KATRINA	9/13/2005	2-INFRASTRUCTURE	3,501,228	2,970,100	868,441
				5-ADMINISTRATION	24,737	1,225	1,225
3249EM Total					3,525,965	2,971,325	869,666
3250EM	OHIO	KATRINA	9/13/2005	2-INFRASTRUCTURE	2,518,180	2,491,579	1,883,928
				5-ADMINISTRATION	25,350		
3250EM Total					2,543,530	2,491,579	1,883,928
3251EM	MARYLAND	KATRINA	9/13/2005	2-INFRASTRUCTURE	1,637,550	1,566,521	1,103,896
				5-ADMINISTRATION	106,326	82,921	82,921
3251EM Total					1,743,876	1,649,442	1,186,817
3252EM	MASSACHUSETTS	KATRINA	9/13/2005	2-INFRASTRUCTURE	5,750,000	5,560,183	5,221,767
				5-ADMINISTRATION	435,196	394,858	391,016
3252EM Total					6,185,196	5,955,041	5,612,783
3253EM	MONTANA	KATRINA	9/13/2005	2-INFRASTRUCTURE	400,000	397,372	117,810
				5-ADMINISTRATION	42,856	34,786	33,378
3253EM Total					442,856	432,158	151,188
3255EM	RHODE ISLAND	KATRINA	9/19/2005	2-INFRASTRUCTURE	1,500,000	1,131,503	927,088
				5-ADMINISTRATION	24,708	22,790	16,915
3255EM Total					1,524,708	1,154,294	944,003
3256EM	MAINE	KATRINA	9/19/2005	2-INFRASTRUCTURE	100,000	51,276	51,276
				5-ADMINISTRATION	6,000	6,000	
3256EM Total					106,000	57,276	51,276
3257EM	NEW JERSEY	KATRINA	9/19/2005	2-INFRASTRUCTURE	120,026	120,026	116,692
				5-ADMINISTRATION	81,317	61,486	60,846
3257EM Total					201,343	181,512	177,538
3258EM	NEW HAMPSHIRE	KATRINA	9/19/2005	2-INFRASTRUCTURE	100,000	9,887	9,887
				5-ADMINISTRATION	6,000	6,000	92
3258EM Total					106,000	15,887	9,979
3259EM	FLORIDA	RITA	9/20/2005	2-INFRASTRUCTURE	9,100,000	8,921,857	5,203,714
				4-OPERATIONS	10,000	10,000	
				5-ADMINISTRATION	1,280,801	1,280,801	69,260
3259EM Total					10,390,801	10,212,657	5,272,973
3260EM	LOUISIANA	RITA	9/21/2005	2-INFRASTRUCTURE			
				4-OPERATIONS	100,000	100,000	
				5-ADMINISTRATION	175,000	175,000	
3260EM Total					275,000	275,000	
3261EM	TEXAS	RITA	9/21/2005	2-INFRASTRUCTURE	6,015,000	5,883,251	5,668,990
				4-OPERATIONS	5,000,000	5,000,000	
				5-ADMINISTRATION	95,854,341	95,854,341	6,395,092
3261EM Total					106,869,341	106,737,592	12,064,082
3262EM	NEW YORK	KATRINA	9/30/2005	2-INFRASTRUCTURE	2,259,214	1,644,588	1,021,557
				5-ADMINISTRATION	354,100	309,925	302,583
3262EM Total					2,613,314	1,954,514	1,324,140
3263EM	DELAWARE	KATRINA	9/30/2005	2-INFRASTRUCTURE	101,941	100,286	95,419
				5-ADMINISTRATION	48,900	443	443
3263EM Total					150,841	100,729	95,862
Grand Total					37,216,460,002	35,182,038,628	21,112,702,651

**FINANCIAL INFORMATION TOOL
FOR HURRICANE KATRINA, RITA, & WILMA DECLARATIONS ONLY
AS OF 08-02-2006**

PROG CODE	STATE NAME	EVENT NAME	DECLARED	PROGRAM AREA	PROGRAM NAME	ALLOCATIONS	OBLIGATIONS	EXPENDITURES
1602DR	FLORIDA	KATRINA	8/28/2005	2-INFRASTRUCTURE	2594-INSPECTIONS	7,922,400	8,471,000	7,350,767
					416X-PUBLIC ASSISTANCE	154,636,074	154,194,475	113,223,538
				2-INFRASTRUCTURE Total		162,558,474	162,665,475	120,574,305
				4-OPERATIONS	2507-MISSIONS-TA	10,000	10,000	
					2508-MISSIONS-DFA			
				4-OPERATIONS Total		10,000	10,000	
				5-ADMINISTRATION	11XX-SALARIES & BENEFITS	2,533,231	2,345,180	2,345,180
					21XX-TRAVEL	2,086,994	2,077,069	1,766,351
					22XX-TRANSPORTION	586,000	525,020	37,899
					23XX-RENT, COMM, UTILITIES	1,677,662	1,381,875	1,341,431
					24XX-PRINT & REPRO	20,000	10,500	
					2501-MISSIONS-FOS	19,187,425	15,195,925	7,279,060
					25XX-OTHER SERVICES	5,924,696	5,744,696	123,000
					26XX-SUPPLIES & MATERIALS	236,256	239,000	40,848
	31XX-EQUIPMENT	151,500	94,570	31,692				
5-ADMINISTRATION Total		32,403,764	27,613,834	12,965,460				
1602DR Total						194,972,238	190,289,309	133,539,764
1603DR	LOUISIANA	KATRINA	8/29/2005	1-HUMAN SERVICES	2503-UNEMPLOYMENT	321,511,035	320,361,035	320,361,035
					2504-CRISIS COUNSELING-NIMH	15,753,102	11,765,214	4,042,584
					2576-LEGAL SERVICES	231,900	144,900	78,000
					2592-INSPECTIONS	106,029,344	100,816,279	68,611,672
					4149-OTHER NEEDS ASSISTANCE	1,454,402,251	1,454,391,781	1,438,875,194
					414X-HOUSING ASSISTANCE	3,159,463,785	3,159,564,565	3,153,062,043
					4152-CRISIS COUNSELING-SCC	25,515,030	25,115,693	12,606,885
					MANUFACTURED HOUSING	4,946,102,734	4,387,926,701	3,095,934,798
				1-HUMAN SERVICES Total		10,029,009,182	9,460,086,168	8,093,572,212
				2-INFRASTRUCTURE	2594-INSPECTIONS	302,683,900	245,713,808	196,120,128
					416X-PUBLIC ASSISTANCE	2,933,348,597	2,896,531,122	1,265,793,154
				2-INFRASTRUCTURE Total		3,236,032,497	3,142,244,929	1,461,913,282
				3-MITIGATION	2593-INSPECTIONS	11,233,976	6,967,575	3,502,398
					4173-HAZARD MITIGATION	2,468,240	2,468,240	50,120
				3-MITIGATION Total		13,702,216	9,435,815	3,552,518
				4-OPERATIONS	2507-MISSIONS-TA	10,277,500	10,102,000	1,568,867
					2508-MISSIONS-DFA	3,068,730,333	3,069,172,398	298,547,348
				4-OPERATIONS Total		3,079,007,833	3,079,274,398	300,116,216
				5-ADMINISTRATION	11XX-SALARIES & BENEFITS	194,983,565	195,422,470	195,422,470
					21XX-TRAVEL	117,544,410	113,097,515	107,366,385
					22XX-TRANSPORTION	13,364,320	13,117,289	9,467,858
	23XX-RENT, COMM, UTILITIES	222,239,600	190,375,501	149,546,502				
	24XX-PRINT & REPRO	2,734,004	2,275,030	549,816				
	2501-MISSIONS-FOS	600,944,987	604,051,769	108,058,206				
	25XX-OTHER SERVICES	1,286,328,092	1,065,787,941	607,065,464				
	26XX-SUPPLIES & MATERIALS	347,011,580	325,003,117	229,112,794				
	31XX-EQUIPMENT	125,710,118	112,202,762	91,855,133				
	32XX-LAND & STRUCTURES	9,514,620	7,053,058	5,873,973				
	4101-URBAN SEARCH & RESCUE	50,595,440	50,595,439	22,091,242				
5-ADMINISTRATION Total		2,970,970,737	2,678,981,891	1,526,409,842				
1603DR Total						19,328,722,465	18,370,023,202	11,385,564,070
1604DR	MISSISSIPPI	KATRINA	8/29/2005	1-HUMAN SERVICES	2503-UNEMPLOYMENT	100,000,056	88,450,000	88,450,000
					2504-CRISIS COUNSELING-NIMH	50,342,191	15,802,292	15,802,292
					2576-LEGAL SERVICES	44,000	43,492	43,492
					2592-INSPECTIONS	67,006,340	53,379,212	39,885,021
					4149-OTHER NEEDS ASSISTANCE	359,634,328	359,634,328	321,064,892
					414X-HOUSING ASSISTANCE	835,617,340	833,454,168	827,168,932
					4152-CRISIS COUNSELING-SCC	11,556,760	11,477,570	7,796,579
					MANUFACTURED HOUSING	1,999,345,798	1,538,457,684	1,179,501,374
				1-HUMAN SERVICES Total		3,423,546,813	2,900,698,745	2,479,712,582
				2-INFRASTRUCTURE	2594-INSPECTIONS	97,927,701	87,131,399	69,131,577
					416X-PUBLIC ASSISTANCE	1,517,940,982	1,515,948,769	681,372,502
				2-INFRASTRUCTURE Total		1,615,868,683	1,603,080,168	750,504,079
				3-MITIGATION	2593-INSPECTIONS	15,824,761	12,592,720	2,153,138

PROG CODE	STATE NAME	EVENT NAME	DECLARED	PROGRAM AREA	PROGRAM NAME	ALLOCATIONS	OBLIGATIONS	EXPENDITURES
					4173-HAZARD MITIGATION	5,407,982	5,407,982	258,506
				3-MITIGATION Total		21,232,743	18,000,702	2,411,644
				4-OPERATIONS	2507-MISSIONS-TA	14,013,256	13,070,256	1,673,294
					2508-MISSIONS-DFA	1,695,699,654	1,695,699,653	170,020,160
				4-OPERATIONS Total		1,709,712,910	1,708,769,909	171,693,454
				5-ADMINISTRATION	11XX-SALARIES & BENEFITS	140,073,691	140,846,003	140,846,003
					21XX-TRAVEL	72,527,999	69,873,497	62,865,065
					22XX-TRANSPORTION	29,401,515	26,850,990	26,288,080
					23XX-RENT, COMM, UTILITIES	59,498,429	55,191,158	34,069,554
					24XX-PRINT & REPRO	2,255,266	2,182,329	1,129,184
					2501-MISSIONS-FOS	1,476,285,209	1,476,102,204	435,684,870
					25XX-OTHER SERVICES	614,849,329	576,915,976	388,779,960
					26XX-SUPPLIES & MATERIALS	190,073,712	176,639,169	163,148,772
					31XX-EQUIPMENT	82,088,334	74,612,368	67,342,914
					32XX-LAND & STRUCTURES	2,337,846	1,878,961	1,534,984
					4101-URBAN SEARCH & RESCUE	24,600,030	24,600,030	9,886,897
				5-ADMINISTRATION Total		2,693,991,360	2,625,692,685	1,331,576,283
1604DR Total						9,464,352,509	8,856,242,208	4,735,898,043
1605DR	ALABAMA	KATRINA	8/29/2005	1-HUMAN SERVICES	2503-UNEMPLOYMENT	1,948,400	1,372,364	1,372,364
					2504-CRISIS COUNSELING-NIMH	4,436,110	1,203,860	1,203,860
					2576-LEGAL SERVICES	5,775	5,775	5,775
					2592-INSPECTIONS	21,886,812	9,886,811	7,041,376
					4149-OTHER NEEDS ASSISTANCE	31,465,743	31,465,743	28,802,813
					414X-HOUSING ASSISTANCE	89,649,723	89,649,723	88,950,274
					4152-CRISIS COUNSELING-SCC	3,135,574	3,135,574	1,854,708
					MANUFACTURED HOUSING	508,532,365	497,399,444	447,849,817
				1-HUMAN SERVICES Total		661,060,502	634,119,294	577,080,987
				2-INFRASTRUCTURE	2594-INSPECTIONS	1,449,000	1,516,600	1,204,233
					416X-PUBLIC ASSISTANCE	98,977,362	98,273,627	70,267,774
				2-INFRASTRUCTURE Total		100,426,362	99,790,227	71,472,007
				3-MITIGATION	2593-INSPECTIONS	1,663,459	1,554,729	797,785
					4173-HAZARD MITIGATION	7,694,402	7,694,402	52,223
				3-MITIGATION Total		9,357,861	9,249,131	850,007
				4-OPERATIONS	2507-MISSIONS-TA	3,000,000	3,000,000	119,628
					2508-MISSIONS-DFA	178,500,000	168,500,000	51,771,266
				4-OPERATIONS Total		181,500,000	171,500,000	51,890,894
				5-ADMINISTRATION	11XX-SALARIES & BENEFITS	20,169,705	19,645,245	19,645,245
					21XX-TRAVEL	18,102,946	17,539,924	17,163,157
					22XX-TRANSPORTION	2,414,000	1,106,650	161,368
					23XX-RENT, COMM, UTILITIES	8,816,157	7,742,308	5,044,721
					24XX-PRINT & REPRO	370,892	254,327	140,425
					2501-MISSIONS-FOS	82,185,605	82,185,605	26,089,455
					25XX-OTHER SERVICES	58,163,356	55,760,848	44,537,636
					26XX-SUPPLIES & MATERIALS	10,081,585	8,298,896	3,705,714
					31XX-EQUIPMENT	3,894,806	3,327,867	2,757,151
				5-ADMINISTRATION Total		204,199,052	195,861,670	119,244,871
1605DR Total						1,156,543,776	1,110,520,322	820,538,767
1606DR	TEXAS	RITA	9/24/2005	1-HUMAN SERVICES	2503-UNEMPLOYMENT	11,382,008	9,759,933	9,759,933
					2504-CRISIS COUNSELING-NIMH	1,546,988	1,546,988	1,546,988
					2576-LEGAL SERVICES			
					2592-INSPECTIONS	44,082,928	44,050,925	26,217,891
					4149-OTHER NEEDS ASSISTANCE	500		(500)
					414X-HOUSING ASSISTANCE	511,014,899	511,014,000	504,848,692
					4152-CRISIS COUNSELING-SCC	1,557,215	650,742	159,442
					4154-OTHER NEEDS ASSISTANCE	72,380,000	71,880,000	70,021,019
					MANUFACTURED HOUSING	202,785,400	153,129,887	103,928,192
				1-HUMAN SERVICES Total		844,749,938	792,032,474	716,481,656
				2-INFRASTRUCTURE	2594-INSPECTIONS	14,680,900	14,672,221	11,755,680
					416X-PUBLIC ASSISTANCE	320,700,000	313,346,454	240,443,218
				2-INFRASTRUCTURE Total		335,380,900	328,018,675	252,198,898
				3-MITIGATION	2593-INSPECTIONS	11,479,991	7,068,804	628,364
					4173-HAZARD MITIGATION	21,380,935	21,380,935	15,814
				3-MITIGATION Total		32,860,926	28,449,739	644,177
				4-OPERATIONS	2507-MISSIONS-TA	150,000	150,000	10,594
					2508-MISSIONS-DFA	236,050,000	235,351,600	24,285,395
				4-OPERATIONS Total		236,200,000	235,501,600	24,295,989

PROG CODE	STATE NAME	EVENT NAME	DECLARED	PROGRAM AREA	PROGRAM NAME	ALLOCATIONS	OBLIGATIONS	EXPENDITURES
				5-ADMINISTRATION	11XX-SALARIES & BENEFITS	42,741,606	40,573,408	40,573,408
					21XX-TRAVEL	30,339,242	30,004,793	28,579,871
					22XX-TRANSPORTION	2,549,000	420,000	316,440
					23XX-RENT, COMM, UTILITIES	14,837,991	12,097,008	8,054,686
					24XX-PRINT & REPRO	623,000	330,871	170,821
					2501-MISSIONS-FOS	255,918,864	255,634,642	32,191,841
					25XX-OTHER SERVICES	250,399,400	179,870,978	140,676,018
					26XX-SUPPLIES & MATERIALS	8,488,417	4,809,315	2,379,362
					31XX-EQUIPMENT	9,076,000	5,582,111	4,995,795
					32XX-LAND & STRUCTURES	65,000	1,225	
					4101-URBAN SEARCH & RESCUE	19,194,226	19,194,226	5,291,353
				5-ADMINISTRATION Total		634,232,746	548,518,576	263,229,594
1606DR Total						2,083,424,510	1,932,521,065	1,256,850,315
1607DR	LOUISIANA	RITA	9/24/2005	1-HUMAN SERVICES	2503-UNEMPLOYMENT	11,785,488	11,785,488	11,785,488
					2592-INSPECTIONS	30,934,542	30,934,542	21,465,459
					4149-OTHER NEEDS ASSISTANCE	106,800,000	106,800,000	104,255,323
					414X-HOUSING ASSISTANCE	405,521,649	405,521,649	405,107,655
					MANUFACTURED HOUSING	1,515,895	1,515,370	1,515,370
				1-HUMAN SERVICES Total		556,557,574	556,557,049	544,129,296
				2-INFRASTRUCTURE	2594-INSPECTIONS	4,952,000	4,915,000	3,474,329
					416X-PUBLIC ASSISTANCE	325,812,097	325,406,680	162,994,987
				2-INFRASTRUCTURE Total		330,764,097	330,321,680	166,469,317
				3-MITIGATION	2593-INSPECTIONS	4,844,983	4,134,943	2,121,777
					4173-HAZARD MITIGATION	433,544	433,544	12,472
				3-MITIGATION Total		5,278,527	4,568,487	2,134,249
				4-OPERATIONS	2507-MISSIONS-TA	600,000	600,000	264,985
					2508-MISSIONS-DFA	520,036,000	425,036,000	92,310,238
				4-OPERATIONS Total		520,636,000	425,636,000	92,575,223
				5-ADMINISTRATION	11XX-SALARIES & BENEFITS	14,288,421	14,250,076	14,250,076
					21XX-TRAVEL	4,104,800	4,012,686	3,852,003
					22XX-TRANSPORTION	1,212,000	1,146,601	728,904
					23XX-RENT, COMM, UTILITIES	10,409,350	8,353,892	6,231,580
					24XX-PRINT & REPRO	550,000	481,843	103,936
					2501-MISSIONS-FOS	39,273,185	38,323,185	17,858,899
					25XX-OTHER SERVICES	306,450,237	270,503,861	103,957,442
					26XX-SUPPLIES & MATERIALS	41,000,770	39,239,622	29,754,004
					31XX-EQUIPMENT	4,119,000	3,294,715	1,202,744
					32XX-LAND & STRUCTURES	2,100,000	400,000	
					4101-URBAN SEARCH & RESCUE	3,206,000	3,086,000	1,275,863
				5-ADMINISTRATION Total		426,713,763	383,092,481	179,215,450
1607DR Total						1,839,949,961	1,700,175,697	984,523,535
1609DR	FLORIDA	WILMA	10/24/2005	1-HUMAN SERVICES	2503-UNEMPLOYMENT	6,050,125	6,050,125	6,050,125
					2504-CRISIS COUNSELING-NIMH	3,246,808	3,246,808	3,246,808
					2576-LEGAL SERVICES	5,000	5,000	5,000
					2592-INSPECTIONS	48,379,400	44,354,901	38,994,294
					4149-OTHER NEEDS ASSISTANCE	183,000,000	159,000,000	144,228,306
					414X-HOUSING ASSISTANCE	163,715,000	157,695,000	147,379,275
					4152-CRISIS COUNSELING-SCC	2,628,148	2,424,122	1,698,505
					MANUFACTURED HOUSING	87,013,000	81,574,476	65,109,694
				1-HUMAN SERVICES Total		494,037,481	454,350,432	406,712,007
				2-INFRASTRUCTURE	2594-INSPECTIONS	50,641,806	37,215,706	32,053,424
					416X-PUBLIC ASSISTANCE	1,060,050,000	1,057,377,764	620,455,461
				2-INFRASTRUCTURE Total		1,110,691,806	1,094,593,470	652,508,885
				3-MITIGATION	2593-INSPECTIONS	1,000,000	934,797	342,391
				3-MITIGATION Total		1,000,000	934,797	342,391
				4-OPERATIONS	2507-MISSIONS-TA	700,000	700,000	321,476
					2508-MISSIONS-DFA	233,328,384	233,328,384	2,902,983
				4-OPERATIONS Total		234,028,384	234,028,384	3,224,459
				5-ADMINISTRATION	11XX-SALARIES & BENEFITS	37,113,330	34,978,646	34,978,646
					21XX-TRAVEL	14,859,700	14,157,416	13,540,606
					22XX-TRANSPORTION	13,625,440	12,625,440	4,503,646
					23XX-RENT, COMM, UTILITIES	7,812,605	6,906,059	5,610,115
					24XX-PRINT & REPRO	548,500	286,870	215,200
					2501-MISSIONS-FOS	147,229,012	146,309,959	29,184,751
					25XX-OTHER SERVICES	31,382,000	18,238,262	5,047,535
					26XX-SUPPLIES & MATERIALS	91,470,000	85,822,209	3,885,632

PROG CODE	STATE NAME	EVENT NAME	DECLARED	PROGRAM AREA	PROGRAM NAME	ALLOCATIONS	OBLIGATIONS	EXPENDITURES
					31XX-EQUIPMENT	2,346,000	1,459,399	1,091,946
					32XX-LAND & STRUCTURES	99,225	82,255	82,255
					4101-URBAN SEARCH & RESCUE	6,216,000	5,963,794	584,618
					5-ADMINISTRATION Total	352,701,812	326,830,308	98,724,950
1609DR Total						2,192,459,483	2,110,737,392	1,161,512,692
3212EM	LOUISIANA	KATRINA	8/27/2005	2-INFRASTRUCTURE	416X-PUBLIC ASSISTANCE			
					2-INFRASTRUCTURE Total			
				4-OPERATIONS	2508-MISSIONS-DFA	1,500,000	1,500,000	2,096
					4-OPERATIONS Total	1,500,000	1,500,000	2,096
				5-ADMINISTRATION	11XX-SALARIES & BENEFITS	1,922	1,922	1,922
					21XX-TRAVEL	5,559	5,559	5,559
					22XX-TRANSPORTION			
					23XX-RENT, COMM, UTILITIES	588,577	588,577	577,493
					24XX-PRINT & REPRO			
					2501-MISSIONS-FOS	6,370,000	6,370,000	134,840
					25XX-OTHER SERVICES	40,000	40,000	40,000
					26XX-SUPPLIES & MATERIALS	2,000	2,000	1,284
					31XX-EQUIPMENT			
					5-ADMINISTRATION Total	7,008,058	7,008,058	761,098
3212EM Total						8,508,058	8,508,058	763,194
3213EM	MISSISSIPPI	KATRINA	8/28/2005	2-INFRASTRUCTURE	416X-PUBLIC ASSISTANCE			
					2-INFRASTRUCTURE Total			
				4-OPERATIONS	2507-MISSIONS-TA			
					2508-MISSIONS-DFA			
					4-OPERATIONS Total			
				5-ADMINISTRATION	11XX-SALARIES & BENEFITS	288	288	288
					21XX-TRAVEL			
					22XX-TRANSPORTION			
					23XX-RENT, COMM, UTILITIES			
					24XX-PRINT & REPRO			
					2501-MISSIONS-FOS	2,612,457	2,612,457	157,229
					25XX-OTHER SERVICES	9,840	9,840	
					26XX-SUPPLIES & MATERIALS			
					5-ADMINISTRATION Total	2,622,585	2,622,585	157,517
3213EM Total						2,622,585	2,622,585	157,517
3214EM	ALABAMA	KATRINA	8/28/2005	2-INFRASTRUCTURE	416X-PUBLIC ASSISTANCE			
					2-INFRASTRUCTURE Total			
				4-OPERATIONS	2507-MISSIONS-TA			
					2508-MISSIONS-DFA			
					4-OPERATIONS Total			
				5-ADMINISTRATION	11XX-SALARIES & BENEFITS			
					21XX-TRAVEL			
					22XX-TRANSPORTION			
					23XX-RENT, COMM, UTILITIES	30,000	30,000	30,000
					24XX-PRINT & REPRO			
					2501-MISSIONS-FOS	31,478	31,478	
					26XX-SUPPLIES & MATERIALS			
					31XX-EQUIPMENT	22,976	22,976	22,976
					5-ADMINISTRATION Total	84,454	84,454	52,976
3214EM Total						84,454	84,454	52,976
3215EM	ARKANSAS	KATRINA	9/2/2005	2-INFRASTRUCTURE	2594-INSPECTIONS	1,583,900	1,584,295	1,520,135
					416X-PUBLIC ASSISTANCE	44,741,591	44,741,591	43,099,144
					2-INFRASTRUCTURE Total	46,325,491	46,325,886	44,619,279
				4-OPERATIONS	2508-MISSIONS-DFA	3,500,000	3,500,000	
					4-OPERATIONS Total	3,500,000	3,500,000	
				5-ADMINISTRATION	11XX-SALARIES & BENEFITS	1,550,253	1,547,325	1,547,325
					21XX-TRAVEL	1,712,002	1,703,916	1,668,431
					22XX-TRANSPORTION	17,100	16,125	8,585
					23XX-RENT, COMM, UTILITIES	391,644	353,035	315,479
					24XX-PRINT & REPRO	2,780	2,779	2,234
					2501-MISSIONS-FOS	575,295	580,000	7,452
					25XX-OTHER SERVICES	7,500	2,870	1,125
					26XX-SUPPLIES & MATERIALS	85,580	113,887	80,449
					31XX-EQUIPMENT	53,280	53,279	33,422
					32XX-LAND & STRUCTURES			
					5-ADMINISTRATION Total	4,395,434	4,373,217	3,664,502

PROG CODE	STATE NAME	EVENT NAME	DECLARED	PROGRAM AREA	PROGRAM NAME	ALLOCATIONS	OBLIGATIONS	EXPENDITURES				
3215EM Total						54,220,925	54,199,103	48,283,781				
3216EM	TEXAS	KATRINA	9/2/2005	2-INFRASTRUCTURE	2594-INSPECTIONS	6,508,500	4,765,237	3,393,621				
					416X-PUBLIC ASSISTANCE	531,942,199	517,497,657	449,486,097				
				2-INFRASTRUCTURE Total		538,450,699	522,262,894	452,879,718				
				4-OPERATIONS	2508-MISSIONS-DFA	36,490,346	36,490,346	1,336,060				
				4-OPERATIONS Total		36,490,346	36,490,346	1,336,060				
				5-ADMINISTRATION	11XX-SALARIES & BENEFITS	2,634,491	2,500,422	2,500,422				
					21XX-TRAVEL	2,861,405	2,860,623	2,841,843				
					22XX-TRANSPORTION	234,000	38,683	21,890				
					23XX-RENT, COMM, UTILITIES	2,095,492	2,061,022	1,518,943				
					24XX-PRINT & REPRO	91,491	37,054	27,736				
					2501-MISSIONS-FOS	9,512,826	9,512,826	643,354				
					25XX-OTHER SERVICES	2,402,386	483,886	236,756				
					26XX-SUPPLIES & MATERIALS	1,195,559	1,145,579	995,902				
					31XX-EQUIPMENT	602,827	507,457	434,280				
5-ADMINISTRATION Total		21,630,478	19,147,553	9,221,126								
3216EM Total						596,571,523	577,900,793	463,436,904				
3217EM	TENNESSEE	KATRINA	9/5/2005	2-INFRASTRUCTURE	416X-PUBLIC ASSISTANCE	29,000,000	27,596,970	25,884,219				
				2-INFRASTRUCTURE Total		29,000,000	27,596,970	25,884,219				
				4-OPERATIONS	2507-MISSIONS-TA	5,000	5,000					
				4-OPERATIONS Total		5,000	5,000					
				5-ADMINISTRATION	11XX-SALARIES & BENEFITS	13,380	13,380	13,380				
					21XX-TRAVEL	67,983	67,983	67,983				
					22XX-TRANSPORTION							
					23XX-RENT, COMM, UTILITIES							
					24XX-PRINT & REPRO							
					2501-MISSIONS-FOS	2,000	2,000					
26XX-SUPPLIES & MATERIALS												
5-ADMINISTRATION Total		83,363	83,363	81,363								
3217EM Total						29,088,363	27,685,333	25,965,582				
3218EM	GEORGIA	KATRINA	9/5/2005	2-INFRASTRUCTURE	416X-PUBLIC ASSISTANCE	20,900,000	16,976,883	9,399,550				
				2-INFRASTRUCTURE Total		20,900,000	16,976,883	9,399,550				
				5-ADMINISTRATION	11XX-SALARIES & BENEFITS							
					21XX-TRAVEL	767	767	767				
					22XX-TRANSPORTION							
					23XX-RENT, COMM, UTILITIES							
					24XX-PRINT & REPRO							
					2501-MISSIONS-FOS	52,000	52,000					
				26XX-SUPPLIES & MATERIALS								
				5-ADMINISTRATION Total		52,767	52,767	767				
3218EM Total						20,952,767	17,029,650	9,400,317				
3219EM	OKLAHOMA	KATRINA	9/5/2005	2-INFRASTRUCTURE	416X-PUBLIC ASSISTANCE	14,250,313	12,486,777	11,854,631				
				2-INFRASTRUCTURE Total		14,250,313	12,486,777	11,854,631				
				5-ADMINISTRATION	11XX-SALARIES & BENEFITS	85,951	72,669	72,669				
					21XX-TRAVEL	88,459	88,459	75,855				
					22XX-TRANSPORTION	500						
					23XX-RENT, COMM, UTILITIES							
					24XX-PRINT & REPRO	1,000	756	756				
					25XX-OTHER SERVICES							
					26XX-SUPPLIES & MATERIALS	1,000	54	54				
					31XX-EQUIPMENT							
					5-ADMINISTRATION Total		176,910	161,938	149,334			
				3219EM Total						14,427,223	12,648,715	12,003,965
				3220EM	FLORIDA	KATRINA	9/5/2005	2-INFRASTRUCTURE	416X-PUBLIC ASSISTANCE	9,200,000	7,845,819	2,281,240
2-INFRASTRUCTURE Total		9,200,000	7,845,819					2,281,240				
5-ADMINISTRATION	11XX-SALARIES & BENEFITS	2,272	2,272					2,272				
	21XX-TRAVEL											
	22XX-TRANSPORTION											
	23XX-RENT, COMM, UTILITIES											
	24XX-PRINT & REPRO											
	2501-MISSIONS-FOS											
26XX-SUPPLIES & MATERIALS												
5-ADMINISTRATION Total		2,272	2,272					2,272				
3220EM Total						9,202,272	7,848,091	2,283,512				
3221EM	WEST VIRGINIA	KATRINA	9/5/2005	2-INFRASTRUCTURE	416X-PUBLIC ASSISTANCE	783,000	782,658	595,338				
				2-INFRASTRUCTURE Total		783,000	782,658	595,338				

PROG CODE	STATE NAME	EVENT NAME	DECLARED	PROGRAM AREA	PROGRAM NAME	ALLOCATIONS	OBLIGATIONS	EXPENDITURES
				5-ADMINISTRATION	11XX-SALARIES & BENEFITS 21XX-TRAVEL 22XX-TRANSPORTION 23XX-RENT, COMM, UTILITIES 24XX-PRINT & REPRO 26XX-SUPPLIES & MATERIALS	87,195 36,522	75,094 28,302	75,094 28,302
						94	94	94
				5-ADMINISTRATION Total		123,811	103,490	103,490
3221EM Total						906,811	886,148	698,828
3222EM	NORTH CAROLINA	KATRINA	9/5/2005	2-INFRASTRUCTURE	416X-PUBLIC ASSISTANCE	2,000,000	1,980,608	1,563,238
				2-INFRASTRUCTURE Total		2,000,000	1,980,608	1,563,238
				5-ADMINISTRATION	11XX-SALARIES & BENEFITS 21XX-TRAVEL 22XX-TRANSPORTION 23XX-RENT, COMM, UTILITIES 24XX-PRINT & REPRO 2501-MISSIONS-FOS 26XX-SUPPLIES & MATERIALS	261	261	261
						2,000	2,000	
				5-ADMINISTRATION Total		2,261	2,261	261
3222EM Total						2,002,261	1,982,869	1,563,498
3223EM	UTAH	KATRINA	9/5/2005	2-INFRASTRUCTURE	2594-INSPECTIONS 416X-PUBLIC ASSISTANCE	10,000 1,528,849	1,528,849	1,410,025
				2-INFRASTRUCTURE Total		1,538,849	1,528,849	1,410,025
				4-OPERATIONS	2507-MISSIONS-TA 2508-MISSIONS-DFA			
				4-OPERATIONS Total				
				5-ADMINISTRATION	11XX-SALARIES & BENEFITS 21XX-TRAVEL 22XX-TRANSPORTION 23XX-RENT, COMM, UTILITIES 24XX-PRINT & REPRO 26XX-SUPPLIES & MATERIALS	35,606 39,192	19,962 39,184	19,962 29,420
						7,000	4,000	
				5-ADMINISTRATION Total		81,798	63,146	49,381
3223EM Total						1,620,647	1,591,994	1,459,406
3224EM	COLORADO	KATRINA	9/5/2005	2-INFRASTRUCTURE	416X-PUBLIC ASSISTANCE	13,597,030	13,534,963	13,500,827
				2-INFRASTRUCTURE Total		13,597,030	13,534,963	13,500,827
				4-OPERATIONS	2508-MISSIONS-DFA			
				4-OPERATIONS Total				
				5-ADMINISTRATION	11XX-SALARIES & BENEFITS 21XX-TRAVEL 22XX-TRANSPORTION 23XX-RENT, COMM, UTILITIES 24XX-PRINT & REPRO 2501-MISSIONS-FOS 26XX-SUPPLIES & MATERIALS	454,397 186,783 500	435,370 176,375 16	435,370 164,041
						7,000	4,000	1,729
				5-ADMINISTRATION Total		648,680	615,761	601,140
3224EM Total						14,245,710	14,150,724	14,101,967
3225EM	MICHIGAN	KATRINA	9/7/2005	2-INFRASTRUCTURE	416X-PUBLIC ASSISTANCE	1,920,000	1,703,588	1,638,849
				2-INFRASTRUCTURE Total		1,920,000	1,703,588	1,638,849
				5-ADMINISTRATION	11XX-SALARIES & BENEFITS 21XX-TRAVEL 22XX-TRANSPORTION 23XX-RENT, COMM, UTILITIES 24XX-PRINT & REPRO 26XX-SUPPLIES & MATERIALS 31XX-EQUIPMENT	361,334 238,260 1,000	213,700 217,696 500	213,700 163,074 493
						2,000	2,000	712
						1,000		
				5-ADMINISTRATION Total		603,594	433,896	377,979
3225EM Total						2,523,594	2,137,484	2,016,828
3226EM	DISTRICT OF COLUMBIA	KATRINA	9/7/2005	2-INFRASTRUCTURE	416X-PUBLIC ASSISTANCE	1,838,568	1,836,498	
				2-INFRASTRUCTURE Total		1,838,568	1,836,498	
				5-ADMINISTRATION	11XX-SALARIES & BENEFITS 21XX-TRAVEL 22XX-TRANSPORTION 23XX-RENT, COMM, UTILITIES 24XX-PRINT & REPRO 26XX-SUPPLIES & MATERIALS	54,856 45,947	15,430 38,623	15,430 38,623
				5-ADMINISTRATION Total		100,803	54,053	54,053

PROG CODE	STATE NAME	EVENT NAME	DECLARED	PROGRAM AREA	PROGRAM NAME	ALLOCATIONS	OBLIGATIONS	EXPENDITURES
3226EM Total						1,939,371	1,890,551	54,053
3227EM	WASHINGTON	KATRINA	9/7/2005	2-INFRASTRUCTURE	416X-PUBLIC ASSISTANCE	2,998,033	2,998,031	
2-INFRASTRUCTURE Total						2,998,033	2,998,031	
5-ADMINISTRATION						292,715	252,019	252,019
21XX-TRAVEL						138,218	126,869	108,321
22XX-TRANSPORTION								
23XX-RENT, COMM, UTILITIES								
24XX-PRINT & REPRO								
26XX-SUPPLIES & MATERIALS						113	113	113
5-ADMINISTRATION Total						431,046	379,000	360,452
3227EM Total						3,429,079	3,377,032	360,452
3228EM	OREGON	KATRINA	9/7/2005	2-INFRASTRUCTURE	416X-PUBLIC ASSISTANCE	2,047,247	2,047,243	597,770
2-INFRASTRUCTURE Total						2,047,247	2,047,243	597,770
5-ADMINISTRATION						24,131	17,674	17,674
21XX-TRAVEL						20,922	20,422	13,842
22XX-TRANSPORTION								
23XX-RENT, COMM, UTILITIES								
24XX-PRINT & REPRO								
26XX-SUPPLIES & MATERIALS								
5-ADMINISTRATION Total						45,053	38,096	31,516
3228EM Total						2,092,300	2,085,339	629,287
3229EM	NEW MEXICO	KATRINA	9/7/2005	2-INFRASTRUCTURE	2594-INSPECTIONS	139,828	139,836	104,251
416X-PUBLIC ASSISTANCE						2,000,000	1,486,672	32,569
2-INFRASTRUCTURE Total						2,139,828	1,626,508	136,820
5-ADMINISTRATION						56,149	25,737	25,737
21XX-TRAVEL						44,242	44,242	40,572
22XX-TRANSPORTION						2,500		
23XX-RENT, COMM, UTILITIES								
24XX-PRINT & REPRO						500	37	37
25XX-OTHER SERVICES								
26XX-SUPPLIES & MATERIALS						3,116	116	16
31XX-EQUIPMENT								
5-ADMINISTRATION Total						106,507	70,132	66,361
3229EM Total						2,246,335	1,696,640	203,181
3230EM	ILLINOIS	KATRINA	9/7/2005	2-INFRASTRUCTURE	416X-PUBLIC ASSISTANCE	2,418,578	1,537,652	1,083,019
2-INFRASTRUCTURE Total						2,418,578	1,537,652	1,083,019
5-ADMINISTRATION						146,281	133,613	133,613
21XX-TRAVEL						103,837	92,703	54,595
22XX-TRANSPORTION								
23XX-RENT, COMM, UTILITIES								
24XX-PRINT & REPRO								
26XX-SUPPLIES & MATERIALS								
5-ADMINISTRATION Total						250,118	226,316	188,208
3230EM Total						2,668,696	1,763,968	1,271,227
3231EM	KENTUCKY	KATRINA	9/10/2005	2-INFRASTRUCTURE	416X-PUBLIC ASSISTANCE	4,300,000	4,259,405	1,662,933
2-INFRASTRUCTURE Total						4,300,000	4,259,405	1,662,933
5-ADMINISTRATION								
11XX-SALARIES & BENEFITS								
21XX-TRAVEL						7,961	7,961	7,961
22XX-TRANSPORTION								
23XX-RENT, COMM, UTILITIES								
24XX-PRINT & REPRO								
2501-MISSIONS-FOS						2,000	2,000	
26XX-SUPPLIES & MATERIALS								
5-ADMINISTRATION Total						9,961	9,961	7,961
3231EM Total						4,309,961	4,269,366	1,670,893
3232EM	MISSOURI	KATRINA	9/10/2005	2-INFRASTRUCTURE	416X-PUBLIC ASSISTANCE	2,005,000	1,958,975	34,900
2-INFRASTRUCTURE Total						2,005,000	1,958,975	34,900
5-ADMINISTRATION						426,072	399,412	399,412
21XX-TRAVEL						233,823	231,172	216,635
22XX-TRANSPORTION						1,000	1,000	1,000
23XX-RENT, COMM, UTILITIES								
24XX-PRINT & REPRO								
2501-MISSIONS-FOS						5,000	5,000	
26XX-SUPPLIES & MATERIALS						5,000	5,000	4,328
5-ADMINISTRATION Total						670,895	641,584	621,375
3232EM Total						2,675,895	2,600,558	656,275

PROG CODE	STATE NAME	EVENT NAME	DECLARED	PROGRAM AREA	PROGRAM NAME	ALLOCATIONS	OBLIGATIONS	EXPENDITURES
3233EM	SOUTH CAROLINA	KATRINA	9/10/2005	2-INFRASTRUCTURE	416X-PUBLIC ASSISTANCE	3,614,915	3,507,849	3,468,013
				2-INFRASTRUCTURE Total		3,614,915	3,507,849	3,468,013
				5-ADMINISTRATION	11XX-SALARIES & BENEFITS			
					21XX-TRAVEL	40,089	40,089	40,089
					22XX-TRANSPORTION			
		23XX-RENT, COMM, UTILITIES						
		24XX-PRINT & REPRO						
		2501-MISSIONS-FOS	2,000	2,000				
		26XX-SUPPLIES & MATERIALS						
5-ADMINISTRATION Total		42,089	42,089	40,089				
3233EM Total						3,657,004	3,549,938	3,508,102
3234EM	SOUTH DAKOTA	KATRINA	9/10/2005	2-INFRASTRUCTURE	416X-PUBLIC ASSISTANCE	261,722	261,676	211,332
				2-INFRASTRUCTURE Total		261,722	261,676	211,332
				5-ADMINISTRATION	11XX-SALARIES & BENEFITS			2,086
					21XX-TRAVEL	20,700	10,000	8,266
					22XX-TRANSPORTION			
		23XX-RENT, COMM, UTILITIES						
		24XX-PRINT & REPRO						
		26XX-SUPPLIES & MATERIALS	2,000					
5-ADMINISTRATION Total		32,700	12,086	10,352				
3234EM Total						294,422	273,761	221,684
3235EM	PENNSYLVANIA	KATRINA	9/10/2005	2-INFRASTRUCTURE	416X-PUBLIC ASSISTANCE	2,779,000	2,716,239	2,028,427
				2-INFRASTRUCTURE Total		2,779,000	2,716,239	2,028,427
				5-ADMINISTRATION	11XX-SALARIES & BENEFITS			170,500
					21XX-TRAVEL	174,346	92,583	90,341
					22XX-TRANSPORTION	101,429		
		23XX-RENT, COMM, UTILITIES						
		24XX-PRINT & REPRO						
		26XX-SUPPLIES & MATERIALS						
5-ADMINISTRATION Total		275,775	263,082	260,840				
3235EM Total						3,054,775	2,979,321	2,289,268
3236EM	KANSAS	KATRINA	9/10/2005	2-INFRASTRUCTURE	416X-PUBLIC ASSISTANCE	163,200	163,069	153,933
				2-INFRASTRUCTURE Total		163,200	163,069	153,933
				5-ADMINISTRATION	11XX-SALARIES & BENEFITS			
					21XX-TRAVEL	187	187	187
					22XX-TRANSPORTION			
		23XX-RENT, COMM, UTILITIES						
		24XX-PRINT & REPRO						
		26XX-SUPPLIES & MATERIALS						
5-ADMINISTRATION Total		187	187	187				
3236EM Total						163,387	163,255	154,120
3237EM	ALABAMA	KATRINA	9/10/2005	2-INFRASTRUCTURE	416X-PUBLIC ASSISTANCE	3,000,000	2,840,416	2,772,228
				2-INFRASTRUCTURE Total		3,000,000	2,840,416	2,772,228
				4-OPERATIONS	2508-MISSIONS-DFA	1,000,000	1,000,000	
				4-OPERATIONS Total		1,000,000	1,000,000	
				5-ADMINISTRATION	11XX-SALARIES & BENEFITS			
	21XX-TRAVEL							
		22XX-TRANSPORTION						
		23XX-RENT, COMM, UTILITIES						
		24XX-PRINT & REPRO						
		26XX-SUPPLIES & MATERIALS						
5-ADMINISTRATION Total								
3237EM Total						4,000,000	3,840,416	2,772,228
3238EM	INDIANA	KATRINA	9/10/2005	2-INFRASTRUCTURE	416X-PUBLIC ASSISTANCE	4,127,992	3,930,006	36,250
				2-INFRASTRUCTURE Total		4,127,992	3,930,006	36,250
				5-ADMINISTRATION	11XX-SALARIES & BENEFITS			1,942
					21XX-TRAVEL	12,264	450	354
					22XX-TRANSPORTION	10,600		
		23XX-RENT, COMM, UTILITIES						
		24XX-PRINT & REPRO						
		26XX-SUPPLIES & MATERIALS						
5-ADMINISTRATION Total		22,864	2,392	2,297				
3238EM Total						4,150,856	3,932,398	38,546
3239EM	IOWA	KATRINA	9/10/2005	2-INFRASTRUCTURE	416X-PUBLIC ASSISTANCE	222,618	222,618	215,650
				2-INFRASTRUCTURE Total		222,618	222,618	215,650
				5-ADMINISTRATION	11XX-SALARIES & BENEFITS	10,350	712	712

PROG CODE	STATE NAME	EVENT NAME	DECLARED	PROGRAM AREA	PROGRAM NAME	ALLOCATIONS	OBLIGATIONS	EXPENDITURES
					21XX-TRAVEL 22XX-TRANSPORTION 23XX-RENT, COMM, UTILITIES 24XX-PRINT & REPRO 26XX-SUPPLIES & MATERIALS	4,928	4,928	4,928
				5-ADMINISTRATION Total		15,278	5,639	5,639
3239EM Total						237,895	228,257	221,289
3240EM	VIRGINIA	KATRINA	9/12/2005	2-INFRASTRUCTURE	2594-INSPECTIONS 416X-PUBLIC ASSISTANCE	339,100 254,000	339,100 253,746	183,181 240,500
				2-INFRASTRUCTURE Total		593,100	592,846	423,680
				5-ADMINISTRATION	11XX-SALARIES & BENEFITS 21XX-TRAVEL 22XX-TRANSPORTION 23XX-RENT, COMM, UTILITIES 24XX-PRINT & REPRO 26XX-SUPPLIES & MATERIALS	102,910 28,000	100,785 10,737	100,785 10,737
				5-ADMINISTRATION Total		130,910	111,522	111,522
3240EM Total						724,010	704,368	535,202
3241EM	ARIZONA	KATRINA	9/12/2005	2-INFRASTRUCTURE	416X-PUBLIC ASSISTANCE	5,292,410	5,292,115	4,905,710
				2-INFRASTRUCTURE Total		5,292,410	5,292,115	4,905,710
				5-ADMINISTRATION	11XX-SALARIES & BENEFITS 21XX-TRAVEL 22XX-TRANSPORTION 23XX-RENT, COMM, UTILITIES 24XX-PRINT & REPRO 2501-MISSIONS-FOS 26XX-SUPPLIES & MATERIALS	76,680 180,758	80,990 169,825	80,990 168,520
				5-ADMINISTRATION Total		2,257,438	2,250,815	251,473
3241EM Total						7,549,848	7,542,930	5,157,183
3242EM	MINNESOTA	KATRINA	9/13/2005	2-INFRASTRUCTURE	416X-PUBLIC ASSISTANCE	15,000,000	3,893,657	981,368
				2-INFRASTRUCTURE Total		15,000,000	3,893,657	981,368
				5-ADMINISTRATION	11XX-SALARIES & BENEFITS 21XX-TRAVEL 22XX-TRANSPORTION 23XX-RENT, COMM, UTILITIES 24XX-PRINT & REPRO 26XX-SUPPLIES & MATERIALS	11,150 13,300	1,827	
				5-ADMINISTRATION Total		24,450	1,827	
3242EM Total						15,024,450	3,895,484	981,368
3243EM	NEVADA	KATRINA	9/13/2005	2-INFRASTRUCTURE	416X-PUBLIC ASSISTANCE	1,000,000	705,623	495,029
				2-INFRASTRUCTURE Total		1,000,000	705,623	495,029
				5-ADMINISTRATION	11XX-SALARIES & BENEFITS 21XX-TRAVEL 22XX-TRANSPORTION 23XX-RENT, COMM, UTILITIES 24XX-PRINT & REPRO 26XX-SUPPLIES & MATERIALS	102,420 214,799	101,535 198,836	101,535 182,498
				5-ADMINISTRATION Total		317,219	300,371	284,034
3243EM Total						1,317,219	1,005,994	779,062
3244EM	IDAHO	KATRINA	9/13/2005	2-INFRASTRUCTURE	416X-PUBLIC ASSISTANCE	584,137	584,134	143,336
				2-INFRASTRUCTURE Total		584,137	584,134	143,336
				5-ADMINISTRATION	11XX-SALARIES & BENEFITS 21XX-TRAVEL 22XX-TRANSPORTION 23XX-RENT, COMM, UTILITIES 24XX-PRINT & REPRO 26XX-SUPPLIES & MATERIALS	20,700 15,000	5,965 4,143	5,965 3,894
				5-ADMINISTRATION Total		35,700	10,108	9,860
3244EM Total						619,837	594,243	153,195
3245EM	NEBRASKA	KATRINA	9/13/2005	2-INFRASTRUCTURE	416X-PUBLIC ASSISTANCE	210,100	210,100	73,846
				2-INFRASTRUCTURE Total		210,100	210,100	73,846
				5-ADMINISTRATION	11XX-SALARIES & BENEFITS 21XX-TRAVEL 22XX-TRANSPORTION 23XX-RENT, COMM, UTILITIES 24XX-PRINT & REPRO	1,302	1,302	1,302

PROG CODE	STATE NAME	EVENT NAME	DECLARED	PROGRAM AREA	PROGRAM NAME	ALLOCATIONS	OBLIGATIONS	EXPENDITURES	
					26XX-SUPPLIES & MATERIALS				
5-ADMINISTRATION Total						1,302	1,302	1,302	
3245EM Total						211,402	211,402	75,147	
3246EM	CONNECTICUT	KATRINA	9/13/2005	2-INFRASTRUCTURE	416X-PUBLIC ASSISTANCE	1,000,000	682,938		
2-INFRASTRUCTURE Total						1,000,000	682,938		
5-ADMINISTRATION						11XX-SALARIES & BENEFITS	23,373	17,516	17,516
						21XX-TRAVEL	19,928	19,928	6,209
						22XX-TRANSPORTION			
						23XX-RENT, COMM, UTILITIES			
						24XX-PRINT & REPRO			
						26XX-SUPPLIES & MATERIALS			
5-ADMINISTRATION Total						43,301	37,443	23,725	
3246EM Total						1,043,301	720,381	23,725	
3247EM	NORTH DAKOTA	KATRINA	9/13/2005	2-INFRASTRUCTURE	416X-PUBLIC ASSISTANCE	23,747	23,747		
2-INFRASTRUCTURE Total						23,747	23,747		
5-ADMINISTRATION						11XX-SALARIES & BENEFITS	20,700	9,037	9,037
						21XX-TRAVEL	17,053	17,052	16,689
						22XX-TRANSPORTION	500		
						23XX-RENT, COMM, UTILITIES			
						24XX-PRINT & REPRO			
						25XX-OTHER SERVICES	1,233	1,233	
						26XX-SUPPLIES & MATERIALS	2,500		
5-ADMINISTRATION Total						41,985	27,322	25,726	
3247EM Total						65,732	51,069	25,726	
3248EM	CALIFORNIA	KATRINA	9/13/2005	2-INFRASTRUCTURE	416X-PUBLIC ASSISTANCE	200,000	1,289		
2-INFRASTRUCTURE Total						200,000	1,289		
5-ADMINISTRATION						11XX-SALARIES & BENEFITS	338,820	350,873	350,873
						21XX-TRAVEL	364,500	335,592	310,865
						22XX-TRANSPORTION			
						23XX-RENT, COMM, UTILITIES			
						24XX-PRINT & REPRO			
						26XX-SUPPLIES & MATERIALS			
5-ADMINISTRATION Total						703,320	686,466	661,738	
3248EM Total						903,320	687,754	661,738	
3249EM	WISCONSIN	KATRINA	9/13/2005	2-INFRASTRUCTURE	416X-PUBLIC ASSISTANCE	3,501,228	2,970,100	868,441	
2-INFRASTRUCTURE Total						3,501,228	2,970,100	868,441	
5-ADMINISTRATION						11XX-SALARIES & BENEFITS	11,437	1,137	1,137
						21XX-TRAVEL	13,300	88	88
						22XX-TRANSPORTION			
						23XX-RENT, COMM, UTILITIES			
						24XX-PRINT & REPRO			
						26XX-SUPPLIES & MATERIALS			
5-ADMINISTRATION Total						24,737	1,225	1,225	
3249EM Total						3,525,965	2,971,325	869,666	
3250EM	OHIO	KATRINA	9/13/2005	2-INFRASTRUCTURE	416X-PUBLIC ASSISTANCE	2,518,180	2,491,579	1,883,928	
2-INFRASTRUCTURE Total						2,518,180	2,491,579	1,883,928	
5-ADMINISTRATION						11XX-SALARIES & BENEFITS	12,050		
						21XX-TRAVEL	13,300		
						22XX-TRANSPORTION			
						23XX-RENT, COMM, UTILITIES			
						24XX-PRINT & REPRO			
						26XX-SUPPLIES & MATERIALS			
5-ADMINISTRATION Total						25,350			
3250EM Total						2,543,530	2,491,579	1,883,928	
3251EM	MARYLAND	KATRINA	9/13/2005	2-INFRASTRUCTURE	416X-PUBLIC ASSISTANCE	1,637,550	1,566,521	1,103,896	
2-INFRASTRUCTURE Total						1,637,550	1,566,521	1,103,896	
5-ADMINISTRATION						11XX-SALARIES & BENEFITS	44,214	28,479	28,479
						21XX-TRAVEL	62,112	54,443	54,443
						22XX-TRANSPORTION			
						23XX-RENT, COMM, UTILITIES			
						24XX-PRINT & REPRO			
						26XX-SUPPLIES & MATERIALS			
5-ADMINISTRATION Total						106,326	82,921	82,921	
3251EM Total						1,743,876	1,649,442	1,186,817	
3252EM	MASSACHUSETTS	KATRINA	9/13/2005	2-INFRASTRUCTURE	416X-PUBLIC ASSISTANCE	5,750,000	5,560,183	5,221,767	
2-INFRASTRUCTURE Total						5,750,000	5,560,183	5,221,767	

PROG CODE	STATE NAME	EVENT NAME	DECLARED	PROGRAM AREA	PROGRAM NAME	ALLOCATIONS	OBLIGATIONS	EXPENDITURES
				5-ADMINISTRATION	11XX-SALARIES & BENEFITS 21XX-TRAVEL 22XX-TRANSPORTION 23XX-RENT, COMM, UTILITIES 24XX-PRINT & REPRO 26XX-SUPPLIES & MATERIALS	269,030 165,166 1,000	263,292 130,566 1,000	263,292 126,724 1,000
3252EM Total						435,196	394,858	391,016
3253EM	MONTANA	KATRINA	9/13/2005	2-INFRASTRUCTURE	416X-PUBLIC ASSISTANCE	400,000	397,372	117,810
2-INFRASTRUCTURE Total						400,000	397,372	117,810
				5-ADMINISTRATION	11XX-SALARIES & BENEFITS 21XX-TRAVEL 22XX-TRANSPORTION 23XX-RENT, COMM, UTILITIES 24XX-PRINT & REPRO 26XX-SUPPLIES & MATERIALS	26,452 13,904	21,279 13,507	21,279 12,099
5-ADMINISTRATION Total						2,500		
3253EM Total						42,856	34,786	33,378
3255EM Total						442,856	432,158	151,188
3255EM	RHODE ISLAND	KATRINA	9/19/2005	2-INFRASTRUCTURE	416X-PUBLIC ASSISTANCE	1,500,000	1,131,503	927,088
2-INFRASTRUCTURE Total						1,500,000	1,131,503	927,088
				5-ADMINISTRATION	11XX-SALARIES & BENEFITS 21XX-TRAVEL 22XX-TRANSPORTION 23XX-RENT, COMM, UTILITIES 24XX-PRINT & REPRO 26XX-SUPPLIES & MATERIALS	10,916 13,792	8,998 13,792	8,998 7,916
5-ADMINISTRATION Total						24,708	22,790	16,915
3255EM Total						1,524,708	1,154,294	944,003
3256EM	MAINE	KATRINA	9/19/2005	2-INFRASTRUCTURE	416X-PUBLIC ASSISTANCE	100,000	51,276	51,276
2-INFRASTRUCTURE Total						100,000	51,276	51,276
				5-ADMINISTRATION	11XX-SALARIES & BENEFITS 21XX-TRAVEL 22XX-TRANSPORTION 23XX-RENT, COMM, UTILITIES 24XX-PRINT & REPRO 26XX-SUPPLIES & MATERIALS	6,000	6,000	
5-ADMINISTRATION Total						6,000	6,000	
3256EM Total						106,000	57,276	51,276
3257EM	NEW JERSEY	KATRINA	9/19/2005	2-INFRASTRUCTURE	416X-PUBLIC ASSISTANCE	120,026	120,026	116,692
2-INFRASTRUCTURE Total						120,026	120,026	116,692
				5-ADMINISTRATION	11XX-SALARIES & BENEFITS 21XX-TRAVEL 22XX-TRANSPORTION 23XX-RENT, COMM, UTILITIES 24XX-PRINT & REPRO 26XX-SUPPLIES & MATERIALS	62,651 18,466 200	53,338 7,948 200	53,338 7,349 158
5-ADMINISTRATION Total						81,317	61,486	60,846
3257EM Total						201,343	181,512	177,538
3258EM	NEW HAMPSHIRE	KATRINA	9/19/2005	2-INFRASTRUCTURE	416X-PUBLIC ASSISTANCE	100,000	9,887	9,887
2-INFRASTRUCTURE Total						100,000	9,887	9,887
				5-ADMINISTRATION	11XX-SALARIES & BENEFITS 21XX-TRAVEL 22XX-TRANSPORTION 23XX-RENT, COMM, UTILITIES 24XX-PRINT & REPRO 26XX-SUPPLIES & MATERIALS	6,000	6,000	92
5-ADMINISTRATION Total						6,000	6,000	92
3258EM Total						106,000	15,887	9,979
3259EM	FLORIDA	RITA	9/20/2005	2-INFRASTRUCTURE	416X-PUBLIC ASSISTANCE	9,100,000	8,921,857	5,203,714
2-INFRASTRUCTURE Total						9,100,000	8,921,857	5,203,714
				4-OPERATIONS	2508-MISSIONS-DFA	10,000	10,000	
4-OPERATIONS Total						10,000	10,000	
				5-ADMINISTRATION	11XX-SALARIES & BENEFITS 21XX-TRAVEL 22XX-TRANSPORTION 23XX-RENT, COMM, UTILITIES	19,741 25,060	19,741 25,060	19,741 25,060

PROG CODE	STATE NAME	EVENT NAME	DECLARED	PROGRAM AREA	PROGRAM NAME	ALLOCATIONS	OBLIGATIONS	EXPENDITURES
					24XX-PRINT & REPRO 2501-MISSIONS-FOS 26XX-SUPPLIES & MATERIALS	1,236,000	1,236,000	24,459
5-ADMINISTRATION Total						1,280,801	1,280,801	69,260
3259EM Total						10,390,801	10,212,657	5,272,973
3260EM	LOUISIANA	RITA	9/21/2005	2-INFRASTRUCTURE	416X-PUBLIC ASSISTANCE			
2-INFRASTRUCTURE Total								
4-OPERATIONS						100,000	100,000	
4-OPERATIONS Total						100,000	100,000	
5-ADMINISTRATION								
11XX-SALARIES & BENEFITS								
21XX-TRAVEL								
22XX-TRANSPORTION								
23XX-RENT, COMM, UTILITIES								
24XX-PRINT & REPRO								
2501-MISSIONS-FOS						175,000	175,000	
26XX-SUPPLIES & MATERIALS								
5-ADMINISTRATION Total						175,000	175,000	
3260EM Total						275,000	275,000	
3261EM	TEXAS	RITA	9/21/2005	2-INFRASTRUCTURE	416X-PUBLIC ASSISTANCE	6,015,000	5,883,251	5,668,990
2-INFRASTRUCTURE Total						6,015,000	5,883,251	5,668,990
4-OPERATIONS						5,000,000	5,000,000	
4-OPERATIONS Total						5,000,000	5,000,000	
5-ADMINISTRATION								
11XX-SALARIES & BENEFITS						18,793	18,793	18,793
21XX-TRAVEL						13,238	13,238	13,238
22XX-TRANSPORTION								
23XX-RENT, COMM, UTILITIES						50,000	50,000	4,733
24XX-PRINT & REPRO						20,000	20,000	20,000
2501-MISSIONS-FOS						92,630,802	92,630,802	4,076,547
25XX-OTHER SERVICES						1,165,737	1,165,737	551,700
26XX-SUPPLIES & MATERIALS						591,787	591,787	397,723
31XX-EQUIPMENT						1,363,983	1,363,983	1,312,357
5-ADMINISTRATION Total						95,854,341	95,854,341	6,395,092
3261EM Total						106,869,341	106,737,592	12,064,082
3262EM	NEW YORK	KATRINA	9/30/2005	2-INFRASTRUCTURE	416X-PUBLIC ASSISTANCE	2,259,214	1,644,588	1,021,557
2-INFRASTRUCTURE Total						2,259,214	1,644,588	1,021,557
5-ADMINISTRATION								
11XX-SALARIES & BENEFITS						273,100	232,046	232,046
21XX-TRAVEL						80,800	77,680	70,337
22XX-TRANSPORTION						200	200	200
5-ADMINISTRATION Total						354,100	309,925	302,583
3262EM Total						2,613,314	1,954,514	1,324,140
3263EM	DELAWARE	KATRINA	9/30/2005	2-INFRASTRUCTURE	416X-PUBLIC ASSISTANCE	101,941	100,286	95,419
2-INFRASTRUCTURE Total						101,941	100,286	95,419
5-ADMINISTRATION								
11XX-SALARIES & BENEFITS						45,400		
21XX-TRAVEL						3,500	443	443
5-ADMINISTRATION Total						48,900	443	443
3263EM Total						150,841	100,729	95,862
Grand Total						37,216,460,002	35,182,038,628	21,112,702,651

FINANCIAL INFORMATION TOOL
FOR HURRICANE KATRINA, RITA, & WILMA DECLARATIONS ONLY
MISSION ASSIGNMENTS ONLY

AS OF 08-02-2006

AGENCY	OBLIGATIONS	EXPENDITURES
AID	17,354,000	13,561
APHIS	400,000	
ARC	55,000	11,159
BIA	317,600	
BTS	200,000	
BUREC	2,089,000	
CBP	42,957,949	6,226,284
CDC	20,098,500	
CIA	200,000	
CNCS	5,014,126	
COE-LRD	15,000	2,522
COE-MVD	4,200,701,516	429,324,889
COE-NAD		
COE-SAD	474,676,445	77,320,600
COE-SWD	265,928,900	35,323,476
DHSOIG	200,000	
DHUD	83,065,000	36,041,896
DOC	1,700,000	409,820
DOD	1,020,486,169	311,567,331
DOE	505,000	13,013
DOED	205,000	
DOI	1,387,784	93,213
DOL	325,000	14,946
DOS	55,000	
DOT	569,051,430	310,811,029
EEOC	200,000	
EPA	357,371,200	9,398,166
FAA		
FCC	200,000	
FCSIC	200,000	
FLETC	460,103	438,223
FMSHRC	200,000	
FNS	20,000	
FPS	242,624,885	62,381,079
GSA	79,017,018	765,621

AGENCY	OBLIGATIONS	EXPENDITURES
HHS	249,354,997	2,735,966
IAIP	214,000	
ICE	36,417,200	266,152
MSPB		
NAR	880,380	
NASA	541,500	
NCPC	7,469	7,469
NCS	13,220,685	134,058
NCUA		
NGA	1,380,000	5,714
NLRB	240,000	215,543
NOAA	5,155,000	
NPS	157,000	
NRC	200,000	
NSF	200,000	
OCFO	210,000	
OPM	615,000	
OSHA	21,625,000	
OSLGCP	200,000	
RRB	5,419	5,419
S&T	100,000	
SBA	200,000	
SCS	11,800	
SEC	2,000	
SSA	1,042,397	817,397
TREAS	2,790,650	65,863
TSA	455,000	
TVA	11,264,271	2,198,750
USCG	442,418,501	11,610,623
USCIS	910,000	
USDA	19,360,500	
USDJ	55,794,600	3,300,991
USFS	365,680,288	4,330,350
USFWS		
USGS	499,300	
USPC	5,697,217	546,985
USPHS		
USPS	1,126,889	129,208
USSS	8,800	
VA	10,075,000	
Grand Total	8,635,342,487	1,306,527,317

**FINANCIAL INFORMATION TOOL
FOR HURRICANE KATRINA, RITA, & WILMA DECLARATIONS ONLY
MISSION ASSIGNMENTS ONLY
AS OF 08-02-2006**

PROG CODE	STATE NAME	EVENT NAME	AGENCY	PROGRAM NAME	OBLIGATIONS	EXPENDITURES
1602DR	FLORIDA	KATRINA	CBP	2501-MISSIONS-FOS	11,447,424	6,226,284
			COE-SAD	2501-MISSIONS-FOS	335,000	43,895
			DOD	2501-MISSIONS-FOS	100,000	
			DOE	2501-MISSIONS-FOS	10,000	
			DOT	2501-MISSIONS-FOS	2,018,500	997,472
			EPA	2501-MISSIONS-FOS	20,000	
			GSA	2501-MISSIONS-FOS	155,000	
			HHS	2501-MISSIONS-FOS	365,000	
			NCS	2501-MISSIONS-FOS	10,000	
			USCG	2501-MISSIONS-FOS	1	
			USDA	2501-MISSIONS-FOS	10,000	
				2507-MISSIONS-TA	10,000	
				USFS	2501-MISSIONS-FOS	725,000
1602DR Total					15,205,925	7,279,060
1603DR	LOUISIANA	KATRINA	APHIS	2501-MISSIONS-FOS	368,000	
				2508-MISSIONS-DFA	12,000	
			ARC	2501-MISSIONS-FOS	50,000	11,159
			BUREC	2501-MISSIONS-FOS	1,089,000	
			CBP	2501-MISSIONS-FOS	16,005,525	
			CDC	2508-MISSIONS-DFA	17,423,500	
			CNCS	2501-MISSIONS-FOS	1,524,626	
			COE-MVD	2501-MISSIONS-FOS	47,434,364	3,009,357
				2507-MISSIONS-TA	7,000,000	1,568,867
				2508-MISSIONS-DFA	2,131,507,000	69,264,646
			DHUD	2501-MISSIONS-FOS	3,695,000	1,801,531
				2508-MISSIONS-DFA	79,000,000	34,184,914
			DOC	2501-MISSIONS-FOS	150,000	
			DOD	2501-MISSIONS-FOS	111,197,000	18,141,124
				2507-MISSIONS-TA	384,500	
				2508-MISSIONS-DFA	28,684,427	5,061,218
			DOE	2501-MISSIONS-FOS	80,000	
			DOED	2508-MISSIONS-DFA		
			DOI	2501-MISSIONS-FOS	359,000	
			DOL	2501-MISSIONS-FOS		
			DOS	2501-MISSIONS-FOS	55,000	
			DOT	2501-MISSIONS-FOS	71,661,591	17,892,533
				2508-MISSIONS-DFA	292,190,095	175,654,573
			EPA	2501-MISSIONS-FOS	22,517,000	
				2507-MISSIONS-TA	2,500,000	
				2508-MISSIONS-DFA	197,000,000	
			FNS	2501-MISSIONS-FOS	20,000	
			FPS	2501-MISSIONS-FOS	156,783,020	61,833,932
				2507-MISSIONS-TA		
				2508-MISSIONS-DFA		
			GSA	2501-MISSIONS-FOS	2,949,500	64,864
				2508-MISSIONS-DFA		
			HHS	2501-MISSIONS-FOS	615,000	
2507-MISSIONS-TA	30,000					
2508-MISSIONS-DFA	82,686,997					

PROG CODE	STATE NAME	EVENT NAME	AGENCY	PROGRAM NAME	OBLIGATIONS	EXPENDITURES
			ICE	2501-MISSIONS-FOS	12,405,000	
				2508-MISSIONS-DFA	18,500,000	
			NAR	2508-MISSIONS-DFA	855,380	
			NASA	2501-MISSIONS-FOS	91,500	
			NCS	2501-MISSIONS-FOS	3,900,000	134,207
				2508-MISSIONS-DFA	1,000,000	
			NGA	2501-MISSIONS-FOS	520,000	
			NOAA	2501-MISSIONS-FOS	1,750,000	
			OCFO	2501-MISSIONS-FOS	10,000	
			OSHA	2501-MISSIONS-FOS	525,000	
			SBA	2501-MISSIONS-FOS		
			TREAS	2501-MISSIONS-FOS	160,000	
			TVA	2501-MISSIONS-FOS	1,937,772	830,284
				2508-MISSIONS-DFA		
			USCG	2501-MISSIONS-FOS	3,275,000	
				2507-MISSIONS-TA	37,500	
				2508-MISSIONS-DFA	165,000,000	11,162,254
			USDA	2501-MISSIONS-FOS	1,176,000	
				2508-MISSIONS-DFA	10,000,000	
			USDJ	2501-MISSIONS-FOS	2,764,600	
				2507-MISSIONS-TA	150,000	
				2508-MISSIONS-DFA	45,313,000	3,219,744
			USFS	2501-MISSIONS-FOS	138,600,000	4,255,946
				2508-MISSIONS-DFA		
			USGS	2501-MISSIONS-FOS	250,000	
			USPHS	2501-MISSIONS-FOS		
			USPS	2501-MISSIONS-FOS	83,270	83,270
			VA	2501-MISSIONS-FOS	50,000	
1603DR Total					3,683,326,167	408,174,422
1604DR	MISSISSIPPI	KATRINA	AID	2501-MISSIONS-FOS	17,314,000	10,734
			BTS	2501-MISSIONS-FOS	200,000	
			CBP	2501-MISSIONS-FOS	3,505,000	
				2508-MISSIONS-DFA		
			CNCS	2501-MISSIONS-FOS	7,500	
				2508-MISSIONS-DFA	1,508,000	
			COE-LRD	2501-MISSIONS-FOS	15,000	2,522
			COE-MVD	2501-MISSIONS-FOS	454,775,740	108,329,469
				2507-MISSIONS-TA	243,256	129,871
				2508-MISSIONS-DFA	1,271,755,595	156,430,598
			COE-SAD	2501-MISSIONS-FOS		
			DHSOIG	2501-MISSIONS-FOS	200,000	
			DHUD	2501-MISSIONS-FOS	150,000	55,451
			DOC	2501-MISSIONS-FOS	1,300,000	409,820
				2507-MISSIONS-TA	50,000	
			DOD	2501-MISSIONS-FOS	770,190,415	278,587,945
				2508-MISSIONS-DFA	54,950,345	4,125,268
			DOE	2501-MISSIONS-FOS	270,000	13,013
			DOED	2501-MISSIONS-FOS	205,000	
			DOI	2501-MISSIONS-FOS	995,400	93,213
			DOL	2501-MISSIONS-FOS	325,000	14,946
			DOS	2501-MISSIONS-FOS		
			DOT	2501-MISSIONS-FOS	64,811,314	43,455,545
				2507-MISSIONS-TA	50,000	
				2508-MISSIONS-DFA	3,353,213	
			EEOC	2501-MISSIONS-FOS	200,000	

PROG CODE	STATE NAME	EVENT NAME	AGENCY	PROGRAM NAME	OBLIGATIONS	EXPENDITURES
			EPA	2501-MISSIONS-FOS	2,529,200	749,562
				2507-MISSIONS-TA	12,300,000	1,543,423
				2508-MISSIONS-DFA	55,500,000	6,477,839
			FAA	2501-MISSIONS-FOS		
			FCC	2501-MISSIONS-FOS	200,000	
			FCSIC	2501-MISSIONS-FOS	200,000	
			FLETC	2501-MISSIONS-FOS	460,103	438,223
			FMSHRC	2501-MISSIONS-FOS	200,000	
			FPS	2501-MISSIONS-FOS	28,452,767	324,052
				2508-MISSIONS-DFA	700,000	168,611
			GSA	2501-MISSIONS-FOS	60,352,018	601,668
				2508-MISSIONS-DFA		
			HHS	2501-MISSIONS-FOS	695,000	
				2507-MISSIONS-TA	207,500	
				2508-MISSIONS-DFA	64,815,500	2,735,966
			IAIP	2501-MISSIONS-FOS	214,000	
			ICE	2501-MISSIONS-FOS	5,012,200	266,152
			MSPB	2501-MISSIONS-FOS		
			NAR	2501-MISSIONS-FOS	25,000	
			NASA	2501-MISSIONS-FOS	400,000	
				2508-MISSIONS-DFA	50,000	
			NCPC	2501-MISSIONS-FOS	7,469	7,469
			NCS	2501-MISSIONS-FOS	2,325,000	
				2508-MISSIONS-DFA		
			NCUA	2501-MISSIONS-FOS		
			NGA	2501-MISSIONS-FOS	170,000	5,714
			NLRB	2501-MISSIONS-FOS	240,000	215,543
			NOAA	2501-MISSIONS-FOS		
				2508-MISSIONS-DFA	500,000	
			NPS	2507-MISSIONS-TA	157,000	
			NRC	2501-MISSIONS-FOS	200,000	
			NSF	2501-MISSIONS-FOS	200,000	
			OCFO	2501-MISSIONS-FOS	200,000	
			OPM	2501-MISSIONS-FOS	615,000	
			OSHA	2501-MISSIONS-FOS	21,100,000	
			OSLGCP	2501-MISSIONS-FOS	200,000	
			RRB	2501-MISSIONS-FOS	5,419	5,419
			S&T	2501-MISSIONS-FOS	100,000	
			SBA	2501-MISSIONS-FOS	200,000	
			SCS	2501-MISSIONS-FOS	11,800	
			SEC	2501-MISSIONS-FOS	2,000	
			SSA	2501-MISSIONS-FOS	842,397	817,397
			TREAS	2501-MISSIONS-FOS	2,370,650	31,218
			TSA	2501-MISSIONS-FOS	455,000	
			TVA	2501-MISSIONS-FOS	2,610,876	379,939
			USCG	2501-MISSIONS-FOS	13,970,000	294,253
				2508-MISSIONS-DFA	231,000,000	
			USCIS	2501-MISSIONS-FOS	910,000	
			USDA	2501-MISSIONS-FOS	112,000	
				2507-MISSIONS-TA	12,500	
				2508-MISSIONS-DFA	1,200,000	
			USDJ	2501-MISSIONS-FOS	2,655,000	
				2508-MISSIONS-DFA	4,867,000	81,247
			USFS	2501-MISSIONS-FOS	8,495,000	
				2507-MISSIONS-TA	50,000	

PROG CODE	STATE NAME	EVENT NAME	AGENCY	PROGRAM NAME	OBLIGATIONS	EXPENDITURES
				2508-MISSIONS-DFA	5,500,000	631
			USGS	2501-MISSIONS-FOS	125,300	
			USPC	2501-MISSIONS-FOS	4,697,217	546,985
			USPS	2501-MISSIONS-FOS	43,619	28,619
			USSS	2501-MISSIONS-FOS	8,800	
			VA	2501-MISSIONS-FOS	25,000	
1604DR Total					3,184,872,113	607,378,325
1605DR	ALABAMA	KATRINA	AID	2501-MISSIONS-FOS	40,000	2,827
			CNCS	2508-MISSIONS-DFA	500,000	
			COE-SAD	2501-MISSIONS-FOS	30,300,000	11,893,178
				2508-MISSIONS-DFA	151,000,000	51,281,219
			DHUD	2501-MISSIONS-FOS		
			DOD	2501-MISSIONS-FOS	2,669,482	
			DOE	2501-MISSIONS-FOS	10,000	
			DOS	2501-MISSIONS-FOS		
			DOT	2501-MISSIONS-FOS	24,057,500	12,914,312
			EPA	2501-MISSIONS-FOS	10,000	4,164
				2507-MISSIONS-TA	3,000,000	119,628
				2508-MISSIONS-DFA	17,000,000	490,047
			FPS	2501-MISSIONS-FOS	5,452,500	54,485
			GSA	2501-MISSIONS-FOS	11,260,000	3,850
			HHS	2501-MISSIONS-FOS	50,000	
				2508-MISSIONS-DFA		
			NCS	2501-MISSIONS-FOS	73,000	
			TREAS	2501-MISSIONS-FOS	180,000	34,645
			TVA	2501-MISSIONS-FOS	3,457,622	988,528
			USCG	2501-MISSIONS-FOS	2,275,000	154,117
				2508-MISSIONS-DFA		
			USDA	2501-MISSIONS-FOS	20,000	
			USFS	2501-MISSIONS-FOS	1,260,000	22,030
			USGS	2501-MISSIONS-FOS	70,500	
			USPS	2501-MISSIONS-FOS	1,000,000	17,319
1605DR Total					253,685,605	77,980,349
1606DR	TEXAS	RITA	ARC	2501-MISSIONS-FOS		
			BIA	2508-MISSIONS-DFA	317,600	
			CNCS	2508-MISSIONS-DFA	224,000	
			COE-MVD	2507-MISSIONS-TA	50,000	
			COE-SWD	2501-MISSIONS-FOS	41,888,900	11,012,529
				2507-MISSIONS-TA	100,000	10,594
				2508-MISSIONS-DFA	213,350,000	24,285,395
			DHUD	2501-MISSIONS-FOS	120,000	
			DOD	2501-MISSIONS-FOS	23,100,000	20,676
				2508-MISSIONS-DFA	2,810,000	
			DOE	2501-MISSIONS-FOS	50,000	
			DOI	2501-MISSIONS-FOS	5,000	
			DOT	2501-MISSIONS-FOS	30,330,742	21,173,162
			EPA	2501-MISSIONS-FOS	10,000	
			FPS	2501-MISSIONS-FOS	7,700,000	
			GSA	2501-MISSIONS-FOS	30,000	(14,376)
			HHS	2501-MISSIONS-FOS	21,000,000	
			NCS	2501-MISSIONS-FOS	340,000	(150)
			NGA	2501-MISSIONS-FOS	690,000	
			NOAA	2501-MISSIONS-FOS	2,790,000	
			TREAS	2501-MISSIONS-FOS	70,000	
			TVA	2501-MISSIONS-FOS	2,080,000	

PROG CODE	STATE NAME	EVENT NAME	AGENCY	PROGRAM NAME	OBLIGATIONS	EXPENDITURES
			USCG	2501-MISSIONS-FOS	100,000	
				2508-MISSIONS-DFA	8,000,000	
			USDA	2501-MISSIONS-FOS	280,000	
				2508-MISSIONS-DFA	650,000	
			USFS	2501-MISSIONS-FOS	124,050,000	
			USGS	2501-MISSIONS-FOS		
			USPC	2501-MISSIONS-FOS	1,000,000	
			VA	2508-MISSIONS-DFA	10,000,000	
1606DR Total					491,136,242	56,487,830
1607DR	LOUISIANA	RITA	BUREC	2501-MISSIONS-FOS	1,000,000	
			CDC	2501-MISSIONS-FOS		
			COE-MVD	2501-MISSIONS-FOS	1,675,000	973,438
				2507-MISSIONS-TA	600,000	264,985
				2508-MISSIONS-DFA	285,500,000	89,297,253
			DOD	2501-MISSIONS-FOS		
				2508-MISSIONS-DFA	11,000,000	1,576,361
			DOT	2501-MISSIONS-FOS	25,110,000	16,876,506
				2508-MISSIONS-DFA	10,000,000	1,436,624
			EPA	2508-MISSIONS-DFA	39,500,000	
			FPS	2501-MISSIONS-FOS	5,000,000	
			GSA	2501-MISSIONS-FOS	525,500	8,954
			HHS	2508-MISSIONS-DFA	20,100,000	
			NCS	2501-MISSIONS-FOS	5,002,685	
			TREAS	2501-MISSIONS-FOS	10,000	
			USCG	2508-MISSIONS-DFA	18,400,000	
			USDA	2508-MISSIONS-DFA	5,500,000	
			USFS	2508-MISSIONS-DFA	35,000,000	
			USGS	2508-MISSIONS-DFA	36,000	
1607DR Total					463,959,185	110,434,122
1609DR	FLORIDA	WILMA	CIA	2501-MISSIONS-FOS	200,000	
			CNCS	2508-MISSIONS-DFA	1,250,000	
			COE-SAD	2501-MISSIONS-FOS	69,936,445	10,862,716
				2507-MISSIONS-TA	600,000	318,426
				2508-MISSIONS-DFA	222,350,000	2,896,707
			DOC	2501-MISSIONS-FOS	200,000	
			DOD	2501-MISSIONS-FOS	2,650,000	849,573
				2508-MISSIONS-DFA	900,000	6,277
			DOE	2501-MISSIONS-FOS	55,000	
			DOI	2508-MISSIONS-DFA	28,384	
			DOT	2501-MISSIONS-FOS	35,249,501	17,454,576
			EPA	2501-MISSIONS-FOS	40,000	4,264
				2507-MISSIONS-TA	100,000	3,050
				2508-MISSIONS-DFA	300,000	
			FPS	2501-MISSIONS-FOS	30,371,512	
				2508-MISSIONS-DFA	150,000	
			GSA	2501-MISSIONS-FOS	130,000	13,622
			HHS	2501-MISSIONS-FOS	1,230,000	
				2508-MISSIONS-DFA	8,165,000	
			NCS	2501-MISSIONS-FOS	40,000	
				2508-MISSIONS-DFA		
			NOAA	2508-MISSIONS-DFA	115,000	
			NPS	2501-MISSIONS-FOS		
			SSA	2501-MISSIONS-FOS	200,000	
			USCG	2501-MISSIONS-FOS	50,000	
				2508-MISSIONS-DFA	70,000	

PROG CODE	STATE NAME	EVENT NAME	AGENCY	PROGRAM NAME	OBLIGATIONS	EXPENDITURES
			USDA	2501-MISSIONS-FOS	330,000	
			USDJ	2501-MISSIONS-FOS	45,000	
			USFS	2501-MISSIONS-FOS	5,580,000	
			USFWS	2501-MISSIONS-FOS		
			USGS	2501-MISSIONS-FOS	2,500	
1609DR Total					380,338,342	32,409,210
3212EM	LOUISIANA	KATRINA	DOD	2501-MISSIONS-FOS	250,000	
			DOT	2501-MISSIONS-FOS	6,120,000	134,840
			GSA	2501-MISSIONS-FOS		
				2508-MISSIONS-DFA	1,500,000	2,096
			NCS	2501-MISSIONS-FOS		
3212EM Total					7,870,000	136,936
3213EM	MISSISSIPPI	KATRINA	COE-MVD	2501-MISSIONS-FOS	160,561	56,405
			COE-SAD	2501-MISSIONS-FOS		
			DOD	2501-MISSIONS-FOS	10,000	8,103
			DOE	2501-MISSIONS-FOS	20,000	
			DOT	2501-MISSIONS-FOS	35,000	16,915
			EPA	2501-MISSIONS-FOS	10,000	6,189
			FPS	2501-MISSIONS-FOS	188,608	
			GSA	2501-MISSIONS-FOS	1,760,000	69,618
			HHS	2501-MISSIONS-FOS	50,000	
			NCS	2501-MISSIONS-FOS	10,000	
			TVA	2501-MISSIONS-FOS	288,000	
			USDA	2501-MISSIONS-FOS	20,000	
			USFS	2501-MISSIONS-FOS	60,288	
3213EM Total					2,612,457	157,229
3214EM	ALABAMA	KATRINA	APHIS	2501-MISSIONS-FOS		
			COE-SAD	2501-MISSIONS-FOS		
			DOD	2501-MISSIONS-FOS		
			DOE	2501-MISSIONS-FOS		
			DOT	2501-MISSIONS-FOS		
			EPA	2501-MISSIONS-FOS		
				2507-MISSIONS-TA		
			FPS	2501-MISSIONS-FOS	31,478	
			GSA	2501-MISSIONS-FOS		
			HHS	2501-MISSIONS-FOS		
			NCS	2501-MISSIONS-FOS		
			TVA	2501-MISSIONS-FOS		
			USCG	2501-MISSIONS-FOS		
			USDA	2501-MISSIONS-FOS		
			USFS	2501-MISSIONS-FOS		
3214EM Total					31,478	
3215EM	ARKANSAS	KATRINA	DOT	2501-MISSIONS-FOS	50,000	
				2508-MISSIONS-DFA	500,000	
			FPS	2501-MISSIONS-FOS	460,000	
			GSA	2501-MISSIONS-FOS	60,000	7,452
			HHS	2501-MISSIONS-FOS	10,000	
				2508-MISSIONS-DFA	3,000,000	
3215EM Total					4,080,000	7,452
3216EM	TEXAS	KATRINA	CDC	2508-MISSIONS-DFA	2,675,000	
			DHUD	2501-MISSIONS-FOS	100,000	
			DOD	2501-MISSIONS-FOS	20,000	
				2508-MISSIONS-DFA		
			DOED	2501-MISSIONS-FOS		
			DOT	2501-MISSIONS-FOS	632,826	632,826

PROG CODE	STATE NAME	EVENT NAME	AGENCY	PROGRAM NAME	OBLIGATIONS	EXPENDITURES
				2508-MISSIONS-DFA	1,300,346	1,300,346
			FPS	2501-MISSIONS-FOS	7,000,000	
			GSA	2501-MISSIONS-FOS	285,000	7,872
			HHS	2501-MISSIONS-FOS	80,000	
				2508-MISSIONS-DFA	10,000,000	
			ICE	2501-MISSIONS-FOS	500,000	
			TVA	2501-MISSIONS-FOS	890,000	
			USFS	2501-MISSIONS-FOS	5,000	2,656
				2508-MISSIONS-DFA	22,500,000	35,715
			USGS	2508-MISSIONS-DFA	15,000	
3216EM Total					46,003,171	1,979,414
3217EM	TENNESSEE	KATRINA	HHS	2501-MISSIONS-FOS	2,000	
				2507-MISSIONS-TA	5,000	
			USDA	2501-MISSIONS-FOS		
3217EM Total					7,000	
3218EM	GEORGIA	KATRINA	HHS	2501-MISSIONS-FOS	52,000	
			USDA	2501-MISSIONS-FOS		
3218EM Total					52,000	
3222EM	NORTH CAROLINA	KATRINA	HHS	2501-MISSIONS-FOS	2,000	
			USDA	2501-MISSIONS-FOS		
3222EM Total					2,000	
3223EM	UTAH	KATRINA	GSA	2508-MISSIONS-DFA		
3223EM Total						
3224EM	COLORADO	KATRINA	GSA	2501-MISSIONS-FOS		
3224EM Total						
3231EM	KENTUCKY	KATRINA	HHS	2501-MISSIONS-FOS	2,000	
			USDA	2501-MISSIONS-FOS		
3231EM Total					2,000	
3232EM	MISSOURI	KATRINA	ARC	2501-MISSIONS-FOS	5,000	
3232EM Total					5,000	
3233EM	SOUTH CAROLINA	KATRINA	HHS	2501-MISSIONS-FOS	2,000	
			USDA	2501-MISSIONS-FOS		
3233EM Total					2,000	
3237EM	ALABAMA	KATRINA	HHS	2508-MISSIONS-DFA	1,000,000	
3237EM Total					1,000,000	
3241EM	ARIZONA	KATRINA	USFS	2501-MISSIONS-FOS	2,000,000	1,963
3241EM Total					2,000,000	1,963
3259EM	FLORIDA	RITA	APHIS	2501-MISSIONS-FOS	10,000	
				2508-MISSIONS-DFA	10,000	
			COE-NAD	2501-MISSIONS-FOS		
			COE-SAD	2501-MISSIONS-FOS	155,000	24,459
			DOD	2501-MISSIONS-FOS	255,000	
			DOE	2501-MISSIONS-FOS	10,000	
			DOT	2501-MISSIONS-FOS	10,000	
			EPA	2501-MISSIONS-FOS	10,000	
			FPS	2501-MISSIONS-FOS	10,000	
			GSA	2501-MISSIONS-FOS		
			HHS	2501-MISSIONS-FOS	10,000	
			NCS	2501-MISSIONS-FOS	10,000	
			USCG	2501-MISSIONS-FOS	16,000	
			USDA	2501-MISSIONS-FOS	10,000	
			USFS	2501-MISSIONS-FOS	730,000	
3259EM Total					1,246,000	24,459
3260EM	LOUISIANA	RITA	COE-MVD	2508-MISSIONS-DFA		
			DOD	2501-MISSIONS-FOS		

PROG CODE	STATE NAME	EVENT NAME	AGENCY	PROGRAM NAME	OBLIGATIONS	EXPENDITURES
				2508-MISSIONS-DFA		
			DOT	2508-MISSIONS-DFA		
			EPA	2501-MISSIONS-FOS	25,000	
			FPS	2501-MISSIONS-FOS	125,000	
				2508-MISSIONS-DFA	100,000	
			HHS	2508-MISSIONS-DFA		
			USCG	2501-MISSIONS-FOS	25,000	
3260EM Total					275,000	
3261EM	TEXAS	RITA	ARC	2501-MISSIONS-FOS		
			CBP	2501-MISSIONS-FOS	12,000,000	
			COE-SWD	2501-MISSIONS-FOS	5,590,000	14,958
				2508-MISSIONS-DFA	5,000,000	
			DOD	2501-MISSIONS-FOS	11,315,000	3,190,787
			DOT	2501-MISSIONS-FOS	1,570,802	870,802
			EPA	2501-MISSIONS-FOS	5,000,000	
			FPS	2501-MISSIONS-FOS	100,000	
			GSA	2501-MISSIONS-FOS	10,000	
			HHS	2501-MISSIONS-FOS	35,180,000	
			NCS	2501-MISSIONS-FOS	510,000	
			USCG	2501-MISSIONS-FOS	200,000	
			USDA	2501-MISSIONS-FOS	30,000	
			USFS	2501-MISSIONS-FOS	21,125,000	
3261EM Total					97,630,802	4,076,547
Grand Total					8,635,342,487	1,306,527,317

FINANCIAL INFORMATION TOOL

**SUMMARY OF ALL PUBLIC ASSISTANCE OBLIGATIONS FOR
NEW ORLEANS METROPOLITAN STATISTICAL AREA ONLY**

AS OF 08-02-2006

PROGRAM CODE	PROGRAM NAME	VENDOR COUNTY	NEMIS APPROVED OBLIGATIONS
1603DR	416X-PUBLIC ASSISTANCE	Jefferson	147,038,096.75
		Orleans	455,353,625.71
		Plaquemines	121,704,762.47
		St. Bernard	486,382,064.19
		St. Charles	20,623,448.09
		St. James	1,989,075.33
		St. John the Baptist	3,202,079.03
		St. Tammany	224,180,984.32
1603DR Total			1,460,474,135.89
1607DR	416X-PUBLIC ASSISTANCE	Jefferson	548,785.86
		Orleans	29,745.67
		Plaquemines	11,930.11
		St. Bernard	20,495.97
		St. Charles	288,952.41
		St. James	2,012.25
		St. John the Baptist	83,278.36
1607DR Total			985,200.63
Grand Total			1,461,459,336.52

FINANCIAL INFORMATION TOOL

PUBLIC ASSISTANCE OBLIGATIONS FOR NEW ORLEANS METROPOLITAN STATISTICAL AREA ONLY

AS OF 08-02-2006

PROGRAM NAME	PROGRAM CATEGORY	VENDOR COUNTY	NEMIS APPROVED OBLIGATIONS			
			KATRINA	RITA	GRAND TOTAL	
			1603DR	1607DR		
416X-PUBLIC ASSISTANCE	416X-A DEBRIS REMOVAL	Jefferson	80,474,951.58	204,274.13	80,679,225.71	
		Orleans	24,120,797.95		24,120,797.95	
		Plaquemines	27,648,195.77		27,648,195.77	
		St. Bernard	263,632,131.69		263,632,131.69	
		St. Charles	871,017.96		871,017.96	
		St. James	444,231.01		444,231.01	
		St. John the Baptist	378,876.83		378,876.83	
		St. Tammany	183,379,464.13		183,379,464.13	
	416X-A DEBRIS REMOVAL Total			580,949,666.92	204,274.13	581,153,941.05
	416X-B PROTECTIVE MEASURES	Jefferson	44,777,706.52	344,511.73	45,122,218.25	
		Orleans	209,324,913.21	29,745.67	209,354,658.88	
		Plaquemines	31,632,135.96	11,930.11	31,644,066.07	
		St. Bernard	159,240,054.80	20,495.97	159,260,550.77	
		St. Charles	17,643,957.15	288,952.41	17,932,909.56	
		St. James	1,056,289.45	2,012.25	1,058,301.70	
		St. John the Baptist	1,727,491.02	83,278.36	1,810,769.38	
		St. Tammany	21,676,562.10		21,676,562.10	
	416X-B PROTECTIVE MEASURES Total			487,079,110.21	780,926.50	487,860,036.71
	416X-C ROADS & BRIDGES	Jefferson	888,109.12		888,109.12	
		Orleans	5,064,935.85		5,064,935.85	
		Plaquemines	1,228,152.13		1,228,152.13	
		St. Bernard	3,438,426.47		3,438,426.47	
		St. Charles	23,000.20		23,000.20	
		St. James	43,357.27		43,357.27	
		St. John the Baptist	99,803.93		99,803.93	
		St. Tammany	2,518,150.73		2,518,150.73	
	416X-C ROADS & BRIDGES Total			13,303,935.70		13,303,935.70
	416X-D WATER CONTROL FACILITIES	Jefferson	1,133,501.90		1,133,501.90	
Orleans		0.00		0.00		
Plaquemines		750,177.96		750,177.96		
St. Bernard		311,761.33		311,761.33		
St. Charles		222,754.33		222,754.33		
St. John the Baptist		21,309.02		21,309.02		
St. Tammany		1,069,984.35		1,069,984.35		
416X-D WATER CONTROL FACILITIES Total			3,509,488.89		3,509,488.89	
416X-E PUBLIC BUILDINGS	Jefferson	14,744,930.66	0.00	14,744,930.66		
	Orleans	122,463,025.81		122,463,025.81		
	Plaquemines	49,873,576.84		49,873,576.84		
	St. Bernard	53,554,098.81		53,554,098.81		
	St. Charles	1,574,014.35		1,574,014.35		
	St. James	264,378.48		264,378.48		
	St. John the Baptist	753,964.33	0.00	753,964.33		
	St. Tammany	11,761,135.65		11,761,135.65		
416X-E PUBLIC BUILDINGS Total			254,989,124.93	0.00	254,989,124.93	
416X-F PUBLIC UTILITIES	Jefferson	2,454,410.01	0.00	2,454,410.01		
	Orleans	82,877,071.65		82,877,071.65		
	Plaquemines	4,948,816.79		4,948,816.79		
	St. Bernard	2,985,468.72		2,985,468.72		
	St. Charles	54,628.05		54,628.05		
	St. James	41,590.30		41,590.30		
	St. John the Baptist	212,257.96		212,257.96		
	St. Tammany	2,774,293.83		2,774,293.83		
416X-F PUBLIC UTILITIES Total			96,348,537.31	0.00	96,348,537.31	
416X-G RECREATIONAL/OTHER	Jefferson	2,564,486.96		2,564,486.96		
	Orleans	11,502,881.24		11,502,881.24		
	Plaquemines	5,623,707.02		5,623,707.02		
	St. Bernard	3,220,122.37		3,220,122.37		
	St. Charles	234,076.05		234,076.05		
	St. James	139,228.82		139,228.82		
	St. John the Baptist	8,375.94		8,375.94		
	St. Tammany	1,001,393.53		1,001,393.53		
416X-G RECREATIONAL/OTHER Total			24,294,271.93		24,294,271.93	
Grand Total			1,460,474,135.89	985,200.63	1,461,459,336.52	

DISASTER RELIEF Terms Used

Direct/Support: Direct disaster programs provide resources to specifically address the short-, medium-, and long-term consequences of an event on both individuals and communities for declared disasters, emergencies, and fire management assistance grants. Direct costs also support pre-declaration activity (e.g., pre-positioning equipment and people before a hurricane strikes). Disaster support programs allow the Federal Emergency Management Agency (FEMA) to maintain critical, ongoing disaster operations and support infrastructure that supports the timely delivery of all of FEMA's disaster assistance programs. These resources provide for disaster-related support activities, which encompass ongoing operational capabilities that are not readily attributable to any one specific declared disaster.

Allocations: Funds set aside for declarations based on estimated needs for the next 30 days or less.

Commitments: Funds reserved in financial system based on specific requisitions in anticipation of their obligation.

Obligations: Obligations are recorded against allocated funds when contracts are signed, grants awarded, trips taken, mission assignments signed, etc.

Mission Assignments: Through Mission Assignments, FEMA tasks and reimburses Other Federal Agencies (OFAs) for providing services under the Stafford Act. These Mission Assignments fall into three categories:

- *Technical Assistance (TA):* OFAs provide expertise to States; 100% Federally funded; No State cost share
- *Direct Federal Assistance (DFA):* Requested by State; subject to State cost share (unless waived in response timeframe); Goods and services provided to the State to save lives and protect property
- *Federal Operations Support (FOS):* 100% Federally funded; No State cost share; Fed to Fed field operations support. This category reflects agreements with Federal agencies to perform services such as providing search and rescue operations, health and medical support, assisting with disease prevention and control, transportation of disaster victims, and delivery of food, water and other essential commodities to disaster victims.

Human Services Categories:

- *Unemployment:* Disaster Unemployment Assistance for individuals who lose their job as a result of a Presidentially-declared disaster and are not covered by regular unemployment insurance.

- *Crisis Counseling*: Short-term services, provided by FEMA as supplemental funds granted to State and local mental health agencies, available to eligible survivors of Presidentially-declared major disasters.
- *Legal Services*: Legal advice for low income individuals regarding cases that will not produce a fee, provided by The Young Lawyers Division of the American Bar Association, through an agreement with FEMA.
- *Inspections*: Inspections to assess disaster damage.
- *Other Needs Assistance*: Medical, dental, funeral cost, transportation cost and other disaster-related needs within a total cap for Individual Assistance of \$26,200 per individual or household.
- *Housing Assistance*: Lodging expenses reimbursement (for a hotel or motel), rental assistance, home repair cash grant and home replacement cash grants within a total cap for Individual Assistance of \$26,200 per individual or household.

Mitigation:

- *Hazard Mitigation*: Long-term hazard mitigation measures after a major disaster declaration. The purpose of the program is to reduce the loss of life and property due to natural disasters and to enable mitigation measures to be implemented during the immediate recovery from a disaster.