

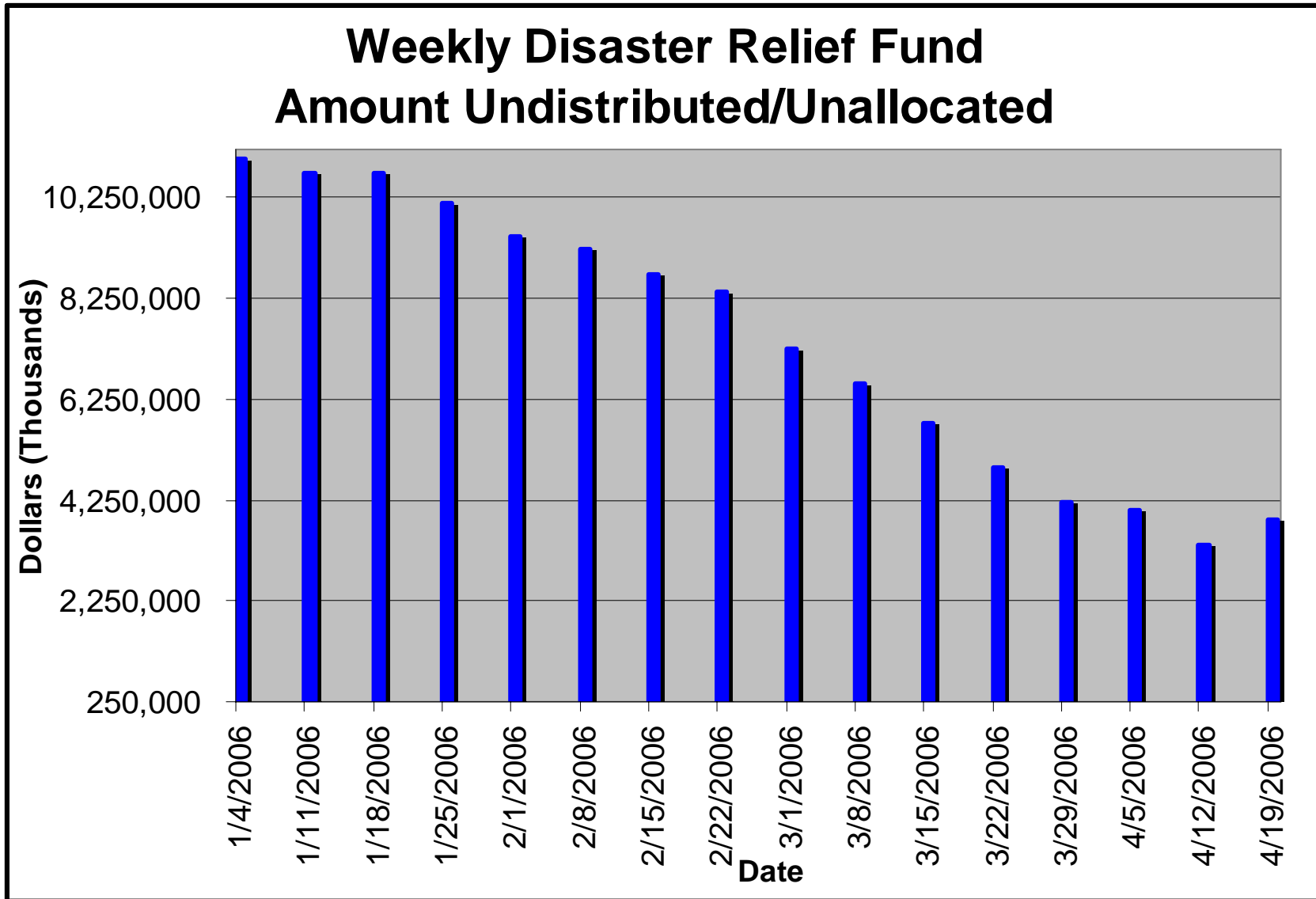
**Department of Homeland Security - Federal Emergency Management Agency**  
**Weekly Disaster Relief Finance (DRF) Report**  
**4-19-2006**  
*Congressional Weekly Report*

**TABLE OF CONTENTS**

<b>File</b>	<b>Title of File</b>	<b>Description</b>	<b>Page Numbers</b>
Intro.	Graphical Representations	Graphic Analysis: ▪ DRF Amount Undistributed	2
		▪ Allocations and Obligations for Katrina	3
		▪ Katrina, Rita and Wilma Allocations, Obligations and Expenditures	4
		▪ Insurance Losses Paid and Losses Received	5
		▪ Manufactured Housing	6
2	Disaster Relief Fund - Status Report	Status of the Disaster Relief Fund	7-8
3	National Flood Insurance Data	Flood Insurance Claims made to Feds, by State; Homes Damaged without Flood Insurance, by State; Households Individual Claim Fully Paid, by State	9
4	Housing Data	Hotel and Manufactured Housing Information	10-11
5	Katrina, Rita and Wilma Declarations	Declarations by Major Object Class, Declarations by Program Area and Mission Assignments	12-22
		Vendor Details; Credit Card data; Obligations greater than \$50,000,000; Declarations; Missions Details; New Orleans data	23-82
6	Disaster Relief Terms	Definitions	83-84

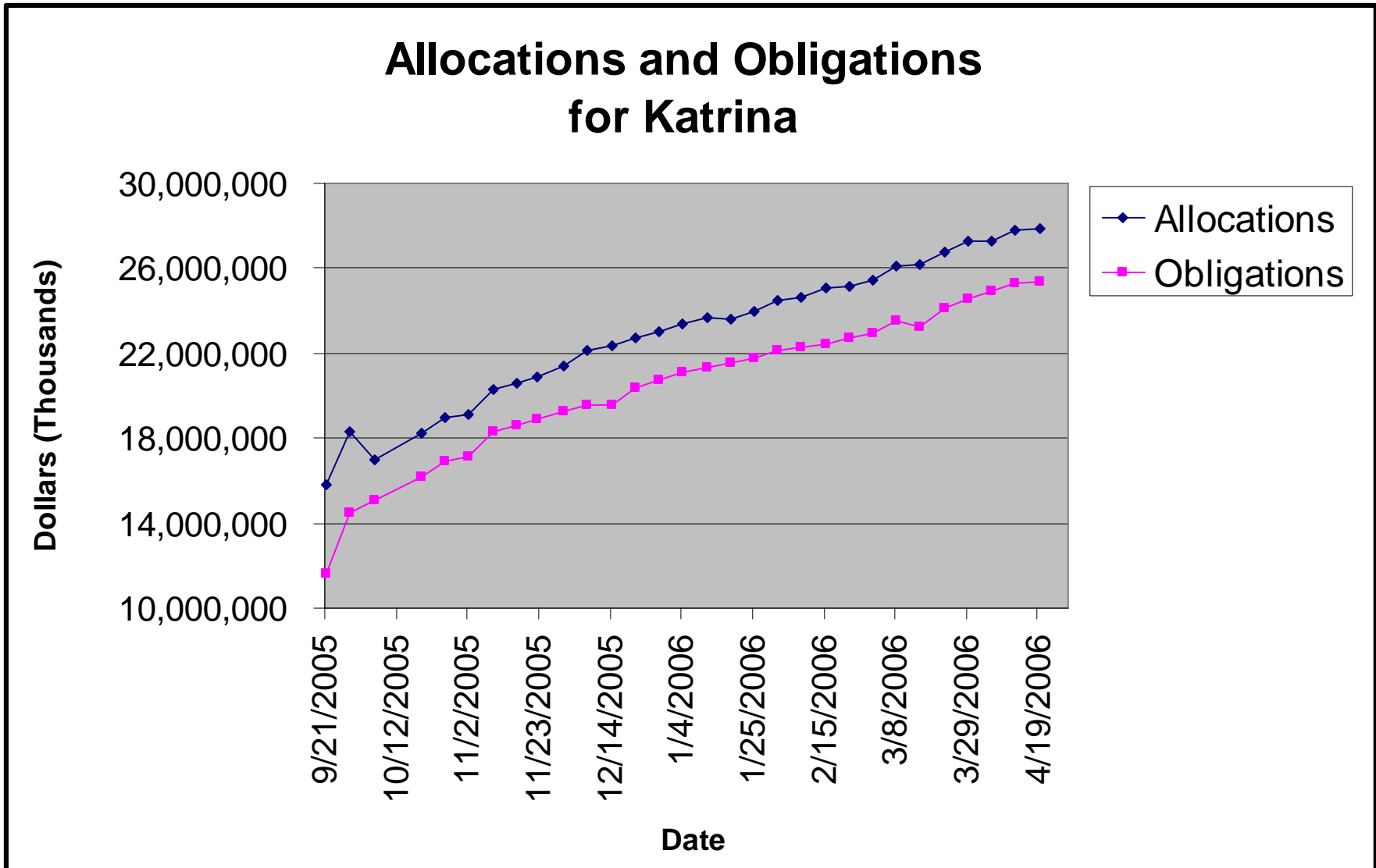
FEDERAL EMERGENCY MANAGEMENT AGENCY  
DISASTER RELIEF FUND

As of 04/19/06



FEDERAL EMERGENCY MANAGEMENT AGENCY  
DISASTER RELIEF FUND

As of 04/19/06



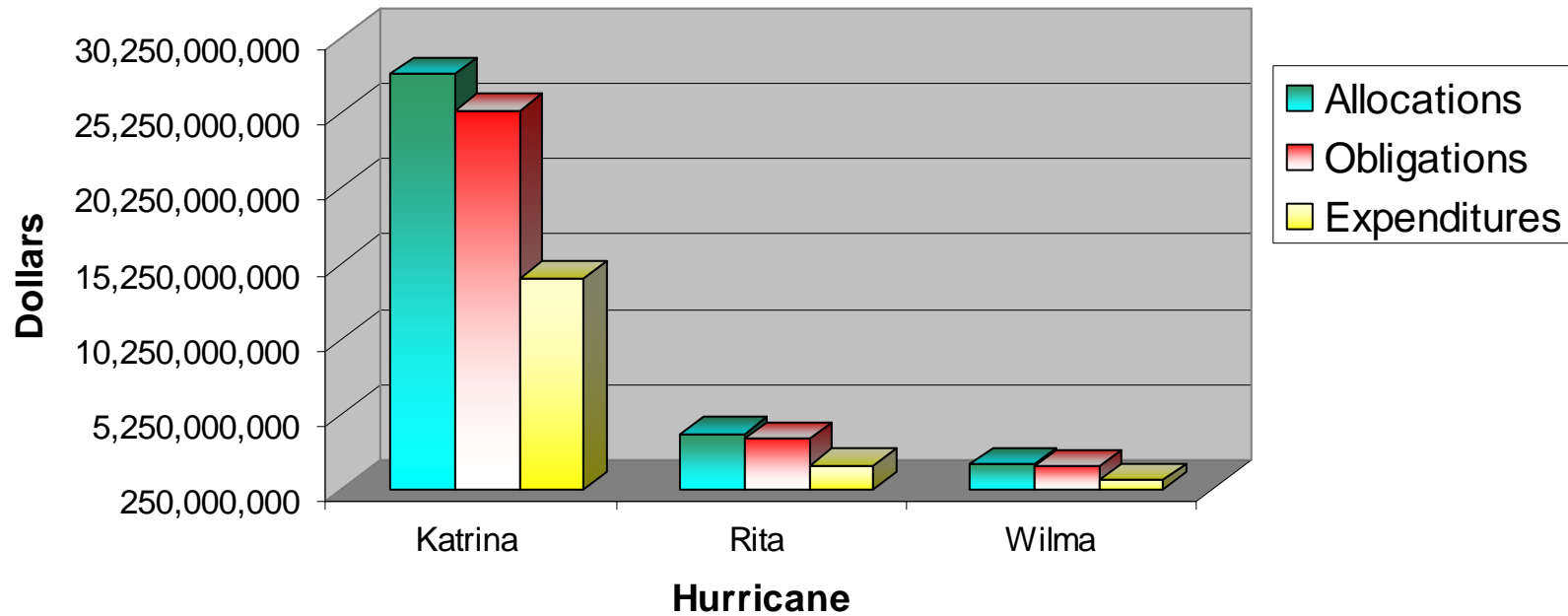
**FEDERAL EMERGENCY MANAGEMENT AGENCY  
DISASTER RELIEF FUND**

**As of 04/19/06**

**Katrina, Rita and Wilma  
Allocations, Obligations and Expenditures**

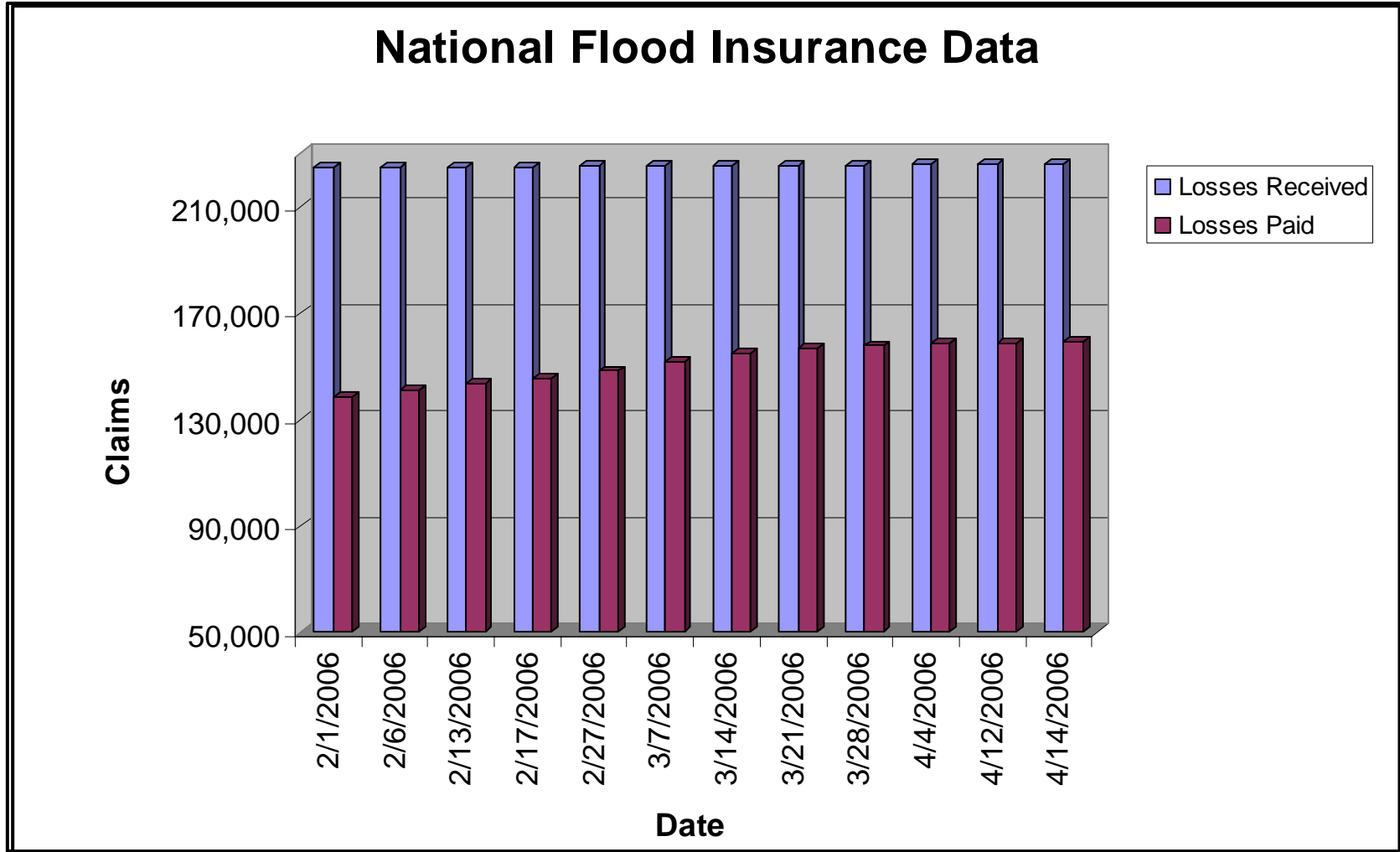
	Katrina	Rita	Wilma	Totals
<b>Allocations</b>	27,840,192,509	3,935,421,967	1,889,829,772	33,665,444,248
<b>Obligations</b>	25,387,340,323	3,636,779,819	1,813,183,793	30,837,303,934
<b>Expenditures</b>	14,259,788,211	1,844,861,078	831,005,904	16,935,655,193

**Allocations, Obligation and Expenditures  
for Katrina, Rita and Wilma**



FEDERAL EMERGENCY MANAGEMENT AGENCY  
DISASTER RELIEF FUND

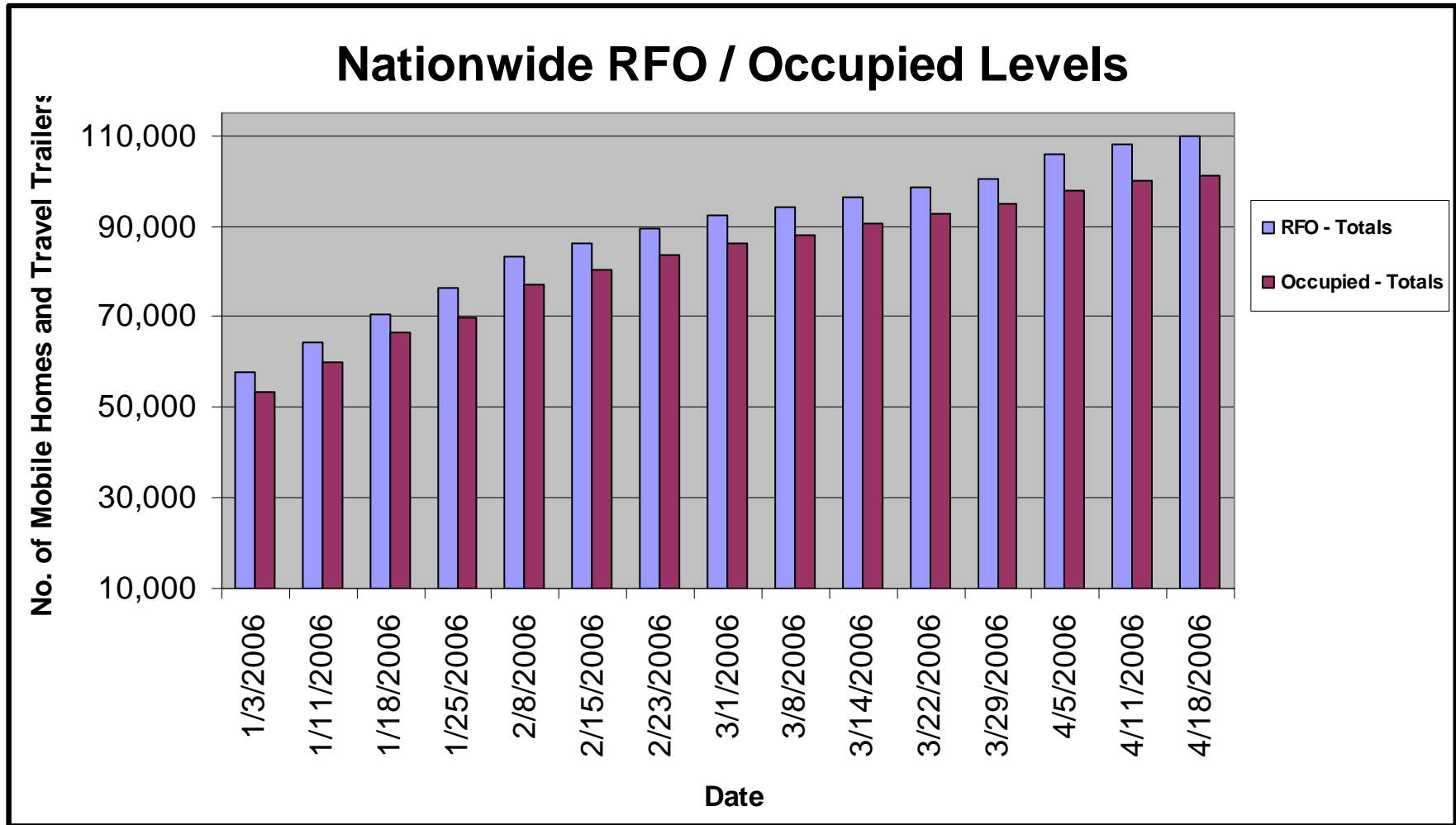
As of 04/14/06



FEDERAL EMERGENCY MANAGEMENT AGENCY  
DISASTER RELIEF FUND

As of 04/18/06

Manufactured Housing Data  
Mobile Homes and Travel Trailers Ready for Occupation (RFO) and Occupied



**HOMELAND SECURITY - FEDERAL EMERGENCY MANAGEMENT AGENCY**  
**DISASTER RELIEF FUND - FY-2006 ACTIVITY**  
*Dollars in Thousands*  
**As of 04/19/06**

**Status of the Disaster Relief Fund**

	<u>Direct/Support</u>	<u>Change Since Last Report</u>
<b>Status of Obligations:</b>		
FY 2005 APPROPRIATION AVAILABLE:	69,687,736	0
FY 2005 OBLIGATIONS (net of recoveries):	23,158,726	0
FY 2005 UNOBLIGATED BALANCE:	46,529,010	0
FY 2006 APPROPRIATION AVAILABLE:	25,271,104	675,548
TOTAL OBLIGATIONS FY 2006 (net):	16,337,900	(478,412)
Obligations-FY '05 Recoveries:	1,863,594	675,547
Less: TOTAL OBLIGATIONS FY 2006 (gross):	18,201,494	197,135
UNOBLIGATED BALANCE:	7,069,610	478,413
<b>Status of Commitments:</b>		
Less: TOTAL COMMITMENTS:	20,743,924	181,183
UNCOMMITTED BALANCE:	4,527,180	494,365
<b>Status of Allocations:</b>		
FUNDS ALLOCATED FY 2005:	23,158,726	0
FUNDS ALLOCATED FY 2006:	21,416,283	190,150
Less: TOTAL OBLIGATIONS FY 2006 (gross):	18,201,494	(478,412)
UNOBLIGATED ALLOCATION:	3,214,789	668,562
<b>Amount Undistributed/Unallocated:</b>	<b>3,854,821</b>	<b>485,398</b>

<sup>1</sup> Includes the rescission of \$23,409,300,000, transfer of \$752,500,000 to the Disaster Assistance Direct Loan Program Account, recoveries of \$1,863,594,329, the addition of the FY 2006 annual appropriation of \$1,752,300,000, and the transfer of \$712,000,000 to the Small Business Administration for the Disaster Loan Program Account. \$675.5 million in recoveries for FY 2005 de-obligations include a \$500 million Dept of Defense mission assignment and approximately 240 smaller declarations from various object classes.

**HOMELAND SECURITY - FEDERAL EMERGENCY MANAGEMENT AGENCY**  
**DISASTER RELIEF FUND**  
*Dollars in Thousands*  
**As of 04/19/06**

**Status of the Katrina Disaster Relief Funds**

	<u>Direct/Support</u>	<u>Change Since Last Report</u>
<b>Status of Allocations:</b>		
FUNDS ALLOCATED:	27,840,193	79,608
Less: TOTAL OBLIGATIONS (gross):	25,387,340	72,590
UNOBLIGATED ALLOCATION:	2,452,852	7,017
<b>Status of Obligations:</b>		
TOTAL OBLIGATIONS (gross):	25,387,340	72,590

**Status of the Rita Disaster Relief Funds**

	<u>Direct/Support</u>	<u>Change Since Last Report</u>
<b>Status of Allocations:</b>		
FUNDS ALLOCATED:	3,935,422	7,932
Less: TOTAL OBLIGATIONS (gross):	3,636,780	17,292
UNOBLIGATED ALLOCATION:	298,642	(9,360)
<b>Status of Obligations:</b>		
TOTAL OBLIGATIONS (gross):	3,636,780	17,292

**Status of the Wilma Disaster Relief Funds**

	<u>Direct/Support</u>	<u>Change Since Last Report</u>
<b>Status of Allocations:</b>		
FUNDS ALLOCATED:	1,889,830	24,515
Less: TOTAL OBLIGATIONS (gross):	1,813,184	61,169
UNOBLIGATED ALLOCATION:	76,646	(36,654)
<b>Status of Obligations:</b>		
TOTAL OBLIGATIONS (gross):	1,813,184	61,169

<b>Disaster Relief Fund: Details by Disaster Declaration (Katrina)</b>						
<b>Hurricane Katrina</b>				<b>Allocations</b>	<b>Obligations</b>	<b>Unobligated</b>
Florida	Declared 8/28/05	1602DR		190,322	180,681	9,642
Louisiana	Declared 8/27/05	3212EM		8,508	8,508	0
Louisiana	Declared 8/28/05	1603DR		16,753,632	15,275,536	1,478,095
Subtotal, LA				16,762,140	15,284,044	1,478,095
Mississippi	Declared 8/28/05	3213EM		2,623	2,623	0
Mississippi	Declared 8/28/05	1604DR		8,476,354	7,621,221	855,133
Subtotal, MS				8,478,977	7,623,844	855,133
Alabama	Declared 8/28/05	3214EM		84	84	0
Alabama	Declared 8/28/05	1605DR		1,685,117	1,610,448	74,669
Subtotal, AL				1,685,202	1,610,533	74,669
<b>Evacuations</b>						
Arkansas	Declared 9/02/05	3215EM		50,809	49,158	1,651
Texas	Declared 9/02/05	3216EM		504,713	499,662	5,051
Tennessee	Declared 9/05/05	3217EM		29,090	27,573	1,517
Georgia	Declared 9/05/05	3218EM		20,992	20,433	559
Oklahoma	Declared 9/05/05	3219EM		10,627	9,279	1,348
Florida	Declared 9/05/05	3220EM		9,202	7,848	1,354
West Virginia	Declared 9/05/05	3221EM		445	419	25
North Carolina	Declared 9/05/05	3222EM		2,002	1,971	31
Utah	Declared 9/05/05	3223EM		1,457	1,436	22
Colorado	Declared 9/05/05	3224EM		13,542	13,510	32
Michigan	Declared 9/07/05	3225EM		1,780	1,422	358
District of Columbia	Declared 9/07/05	3226EM		1,555	1,466	89
Washington	Declared 9/07/05	3227EM		3,313	3,230	83
Oregon	Declared 9/07/05	3228EM		2,092	2,085	7
New Mexico	Declared 9/07/05	3229EM		2,246	913	1,334
Illinois	Declared 9/07/05	3230EM		2,633	904	1,729
Kentucky	Declared 9/10/05	3231EM		4,022	3,931	91
Missouri	Declared 9/10/05	3232EM		2,841	2,483	358
South Carolina	Declared 9/10/05	3233EM		3,672	3,321	351
South Dakota	Declared 9/10/05	3234EM		344	322	23
Pennsylvania	Declared 9/10/05	3235EM		2,824	2,591	233
Kansas	Declared 9/10/05	3236EM		219	142	78
Alabama	Declared 9/10/05	3237EM		3,500	2,962	538
Indiana	Declared 9/10/05	3238EM		4,151	3,792	359
Iowa	Declared 9/10/05	3239EM		289	228	61
Virginia	Declared 9/12/05	3240EM		693	664	29
Arizona	Declared 9/12/05	3241EM		6,399	6,370	28
Minnesota	Declared 9/13/05	3242EM		15,024	3,450	11,575
Nevada	Declared 9/13/05	3243EM		1,341	877	464
Idaho	Declared 9/13/05	3244EM		620	594	26
Nebraska	Declared 9/13/05	3245EM		267	211	55
Connecticut	Declared 9/13/05	3246EM		1,043	388	655
North Dakota	Declared 9/13/05	3247EM		88	68	20
California	Declared 9/13/05	3248EM		968	655	314
Wisconsin	Declared 9/13/05	3249EM		3,526	2,972	554
Ohio	Declared 9/13/05	3250EM		2,544	2,158	386
Maryland	Declared 9/13/05	3251EM		3,106	1,050	2,056
Massachusetts	Declared 9/13/05	3252EM		5,491	4,597	895
Montana	Declared 9/13/05	3253EM		489	475	14
Rhode Island	Declared 9/19/05	3255EM		1,525	1,026	499
Maine	Declared 9/19/05	3256EM		106	54	52
New Jersey	Declared 9/19/05	3257EM		170	155	15
New Hampshire	Declared 9/19/05	3258EM		106	16	90
New York	Declared 9/30/05	3262EM		1,551	1,296	254
Delaware	Declared 9/30/05	3263EM		131	83	48
Subtotal, Evacuations				723,552	688,239	35,313
<b>Total, Katrina</b>				<b>27,840,193</b>	<b>25,387,340</b>	<b>2,452,852</b>
<b>Disaster Relief Fund: Details by Disaster Declaration (Rita)</b>						
<b>Hurricane Rita</b>				<b>Allocations</b>	<b>Obligations</b>	<b>Unobligated</b>
Florida	Declared 9/20/05	3259EM		10,046	9,936	110
Louisiana	Declared 9/21/05	3260EM		275	275	0
Louisiana	Declared 9/24/05	1607DR		1,737,181	1,642,449	94,732
Subtotal, Louisiana				1,737,456	1,642,724	94,732
Texas	Declared 9/21/05	3261EM		111,000	110,943	57
Texas	Declared 9/24/05	1606DR		2,076,921	1,873,177	203,744
Subtotal, Texas				2,187,921	1,984,120	203,801
<b>Total, Rita</b>				<b>3,935,422</b>	<b>3,636,780</b>	<b>298,642</b>
<b>Disaster Relief Fund: Details by Disaster Declaration (Wilma)</b>						
<b>Hurricane Wilma</b>				<b>Allocations</b>	<b>Obligations</b>	<b>Unobligated</b>
Florida	Declared 10/24/05	1609DR		1,889,830	1,813,184	76,646
Subtotal, FL				1,889,830	1,813,184	76,646
<b>Total, Wilma</b>				<b>1,889,830</b>	<b>1,813,184</b>	<b>76,646</b>



## National Flood Insurance Program Data for Hurricanes Katrina and Rita

As of 4/14/06

### Number of Flood Insurance Claims Made to Feds, by State\*

State and Disaster Number	Number of Losses Received
Florida, DR-1602	9,132
Louisiana, DR-1603	177,812
Mississippi, DR-1604	18,944
Alabama, DR-1605	5,691
Texas, DR-1606	3,866
Louisiana, DR-1607	10,517
<b>TOTAL</b>	<b>225,962</b>

\*The data above is gathered through telephone surveys of NFIP Write Your Own companies and represents the best available information. These numbers should be regarded as preliminary estimates.

As of 3/28/06

### Number of Homes Damaged Without Flood Insurance, by State\*\*

State and Disaster Number	Number of Registrants Reporting No Flood Insurance
Florida, DR-1602	733
Louisiana, DR-1603 and 1607	32,768
Mississippi, DR-1604	26,716
Alabama, DR-1605	1,743
Texas, DR-1606	889
<b>TOTAL</b>	<b>62,849</b>

\*\*Reports dated before 3/28/06 were based on households reported as flood damaged by the "applicants" when they originally filed for assistance. The data above represents the number of owners and renters (households) that registered through FEMA's National Processing Service Center, and subsequently received an inspection by FEMA or SBA. This report consists of only those households verified by inspection as flood damaged, including homes where sensors recorded flooding activity.

As of 4/14/06

### Number of Households Individual Claim Fully Paid, by State\*\*\*

State and Disaster Number	Number of Losses Paid
Florida, DR-1602	5,496
Louisiana, DR-1603	123,612
Mississippi, DR-1604	16,686
Alabama, DR-1605	4,760
Texas, DR-1606	1,552
Louisiana, DR-1607	6,912
<b>TOTAL</b>	<b>159,018</b>

\*\*\*"Losses Paid" are numbers generated from estimates received from the NFIP Write Your Own companies. These numbers represent all NFIP policies, both commercial and residential. This data represents the best information available at this time.

**Hurricanes Katrina, Rita and Wilma - Hotel Data\***  
**As of 4/13/06**

<b>Hotel &amp; Motel Data (Provided by VA NPSC)</b>		<b>4/13/06</b>	
<b>Hurricanes Katrina, Rita, &amp; Wilma</b>		<b>Total</b>	
<b>Total Rooms</b>		<b>1,191</b>	
<b>Total Hotels</b>		<b>913</b>	
<b>Hotel &amp; Motel Rooms</b>		<b>Total</b>	
<b>States with Most Rooms/Hotels</b>	<b>Total Rooms</b>	<b>Total Hotels</b>	
LA	957	326	
MS	81	109	
TX	79	182	
FL	19	66	
CA	13	34	
AL	12	36	
GA	8	59	
AR	5	7	
NJ	4	5	
NY	4	9	
MD	2	5	
TN	2	15	
CT	1	2	
MA	1	4	
WV	1	2	
OH	1	6	
<b>GRAND TOTAL</b>	<b>1,190</b>	<b>867</b>	

\* FEMA is no longer managing shelters or cruise ships.

**MANUFACTURED HOUSING DATA  
AS OF 4/18/2006**

<b>Manufactured Housing</b>		<b>4/18/06</b>
<b>Louisiana</b>		
<b>Inventory at Staging Area</b>		<b>4,708</b>
Travel Trailers		3,488
Mobile Homes		940
Modular Housing		280
Issued from Staging Area - Today		4
Issued from Staging Area - Cumulative		77,579
Pads - Leased (1)		12,486
Pads - Leases Pending		113,826
Units on Pad / Sites (2)		77,367
<b>RFO</b>		<b>67,462</b>
Travel Trailers		64,107
Mobile Homes		3,355
<b>Occupied</b>		<b>62,390</b>
Travel Trailers		59,882
Mobile Homes		2,508
<b>Total Units Vacant (TT/MH)</b>		<b>5,072</b>
<b>Mississippi</b>		
<b>Inventory at Staging Area</b>		<b>2,436</b>
Travel Trailers		1,865
Mobile Homes		571
Modular Housing		0
Issued from Staging Area - Today		35
Issued from Staging Area - Cumulative		39,807
Pads - Leased (1)		39,850
Pads - Leases Pending		324
Units on Pad / Sites (2)		39,376
<b>RFO</b>		<b>39,064</b>
Travel Trailers		38,466
Mobile Homes		598
<b>Occupied</b>		<b>36,850</b>
Travel Trailers		36,447
Mobile Homes		403
<b>Total Units Vacant (TT/MH)</b>		<b>2,214</b>
<b>Alabama</b>		
<b>Inventory at Staging Area</b>		<b>2,957</b>
Travel Trailers		1,138
Mobile Homes		1,819
Modular Housing		0
Issued from Staging Area - Today		10
Issued from Staging Area - Cumulative		3,550
Pads - Leased (1)		3,480
Pads - Leases Pending		183
Units on Pad / Sites (2)		3,550
<b>RFO</b>		<b>3,433</b>
Travel Trailers		3,433
Mobile Homes		0
<b>Occupied</b>		<b>2,082</b>
Travel Trailers		2,082
Mobile Homes		0
<b>Total Units Vacant (TT/MH)</b>		<b>1,351</b>
<b>Texas</b>		
<b>Inventory at Staging Area</b>		<b>12,906</b>
Travel Trailers		196
Mobile Homes		11,597
Modular Housing		1,113
Issued from Staging Area - Today		46
<b>Florida</b>		
<b>Inventory at Staging Area</b>		<b>735</b>
Travel Trailers		184
Mobile Homes		551
Modular Housing		0
Issued from Staging Area - Today		0
<b>Total</b>		
<b>RFO - Totals</b>		<b>109,959</b>
<b>Occupied - Totals</b>		<b>101,322</b>
<b>Vacant - Totals</b>		<b>8,637</b>

**Comments**

The figures contained in this report are based on best available data.  
 » Report includes travel trailer, mobile home data and modular housing data.  
 » Staging areas: LA - New Orleans, Baton Rouge and Lake Charles; AR - Hope;  
 AL - Selma-Craig and Summerdale; TX - Texarkana and Jasper; MS - Purvis and Carn  
 » FL-LT manages Florida manufactured housing.  
 » Emergency Housing Sites include industrial, commercial, private and group sites.

**Notes:**

1. Excludes private and industrial EGS.
2. Includes private, industrial, commercial and group sites.

## KATRINA DECLARATIONS BY MAJOR OBJECT CLASS

**AS OF 04-19-2006**

ROUNDED TO THE NEAREST DOLLAR / PERCENT

PROGRAM AREA	PROGRAM NAME	ALLOCATIONS	UN-OBLIGATED COMMITMENTS	OBLIGATIONS	UN-OBLIGATED ALLOCATIONS(c)	UN-LIQUIDATED OBLIGATIONS	EXPENDITURES	ALLOCATION AVAILABLE
1-HUMAN SERVICES	2503-UNEMPLOYMENT	394,138,258		329,862,166	64,276,092		329,862,166	64,276,092
	2504-CRISIS COUNSELING-NIMH	70,531,403		21,048,736	49,482,667	922,250	20,126,486	49,482,667
	2576-LEGAL SERVICES	214,775	134,500	79,767	135,008		79,767	508
	2592-INSPECTIONS	179,709,004	35,052,221	144,651,634	35,057,370	38,298,050	106,353,584	5,150
	4149-OTHER NEEDS ASSISTANCE	1,657,920,823		1,627,920,823	30,000,000	45,506,404	1,582,414,418	30,000,000
	414X-HOUSING ASSISTANCE	3,980,659,561	1,383	3,980,443,089	216,472	35,766,270	3,944,676,820	215,089
	4152-CRISIS COUNSELING-SCC	34,673,087		31,292,647	3,380,440	16,172,638	15,120,009	3,380,440
	MANUFACTURED HOUSING	6,407,640,103	1,621,686,262	4,691,244,838	1,716,395,264	1,112,681,881	3,578,562,957	94,709,002
	<b>TOTAL</b>	<b>12,725,487,014</b>	<b>1,656,874,366</b>	<b>10,826,543,700</b>	<b>1,898,943,314</b>	<b>1,249,347,494</b>	<b>9,577,196,206</b>	<b>242,068,948</b>
	2-INFRASTRUCTURE	2594-INSPECTIONS	292,828,500	1,005,200	286,825,800	6,002,700	176,003,257	110,822,543
416X-PUBLIC ASSISTANCE		3,987,244,013		3,951,250,845	35,993,169	2,052,688,755	1,898,562,090	35,993,169
<b>TOTAL</b>		<b>4,280,072,513</b>	<b>1,005,200</b>	<b>4,238,076,645</b>	<b>41,995,869</b>	<b>2,228,692,012</b>	<b>2,009,384,633</b>	<b>40,990,669</b>
3-MITIGATION	2593-INSPECTIONS	26,643,721	7,818,570	14,549,151	12,094,570	9,696,635	4,852,516	4,276,000
	4173-HAZARD MITIGATION	16,169,604		7,842,426	8,327,178	7,598,920	243,506	8,327,178
	<b>TOTAL</b>	<b>42,813,325</b>	<b>7,818,570</b>	<b>22,391,577</b>	<b>20,421,748</b>	<b>17,295,555</b>	<b>5,096,022</b>	<b>12,603,178</b>
4-OPERATIONS	2507-MISSIONS-TA	42,305,756		26,729,056	15,576,700	24,695,007	2,034,049	15,576,700
	2508-MISSIONS-DFA	4,846,932,155		4,832,827,153	14,105,002	4,464,726,470	368,100,683	14,105,002
	<b>TOTAL</b>	<b>4,889,237,911</b>		<b>4,859,556,209</b>	<b>29,681,702</b>	<b>4,489,421,476</b>	<b>370,134,732</b>	<b>29,681,702</b>
5-ADMINISTRATION	11XX-SALARIES & BENEFITS	297,160,441		270,289,965	26,870,476		270,289,965	26,870,476
	21XX-TRAVEL	213,184,533	3,010,368	198,773,760	14,410,772	33,862,552	164,911,209	11,400,405
	22XX-TRANSPORTION	46,022,671	74,291	41,604,511	4,418,161	7,173,277	34,431,234	4,343,870
	23XX-RENT, COMM, UTILITIES	259,449,781	34,988,976	222,612,302	36,837,479	78,494,352	144,117,950	1,848,503
	24XX-PRINT & REPRO	5,112,588	598,926	4,318,096	794,493	2,794,805	1,523,291	195,566
	2501-MISSIONS-FOS	2,330,634,968		2,323,711,044	6,923,925	1,992,162,695	331,548,349	6,923,925
	25XX-OTHER SERVICES	1,918,351,779	304,806,281	1,610,582,350	307,769,429	720,262,100	890,320,250	2,963,148
	26XX-SUPPLIES & MATERIALS	538,844,049	30,036,202	506,327,297	32,516,752	218,227,640	288,099,657	2,480,550
	31XX-EQUIPMENT	208,763,999	26,887,370	179,886,422	28,877,577	30,754,466	149,131,956	1,990,207
	32XX-LAND & STRUCTURES	9,861,466	2,031,604	7,470,977	2,390,489	4,598,921	2,872,056	358,885
	4101-URBAN SEARCH & RESCUE	75,195,470		75,195,469	1	54,464,767	20,730,702	1
<b>TOTAL</b>	<b>5,902,581,746</b>	<b>402,434,018</b>	<b>5,440,772,193</b>	<b>461,809,553</b>	<b>3,142,795,575</b>	<b>2,297,976,619</b>	<b>59,375,535</b>	
<b>GRAND TOTAL</b>	<b>27,840,192,509</b>	<b>2,068,132,154</b>	<b>25,387,340,323</b>	<b>2,452,852,186</b>	<b>11,127,552,112</b>	<b>14,259,788,211</b>	<b>384,720,031</b>	

**KATRINA DECLARATIONS BY PROGRAM AREA**

**AS OF 04-19-2006**

PROGRAM CODE	STATE NAME	PROGRAM AREA	ALLOCATIONS	UN-OBLIGATED COMMITMENTS	OBLIGATIONS	UN-OBLIGATED ALLOCATIONS(c)	UN-LIQUIDATED OBLIGATIONS	EXPENDITURES	ALLOCATION AVAILABLE
1602DR	FLORIDA	2-INFRASTRUCTURE	158,558,474		153,190,774	5,367,700	60,681,246	92,509,528	5,367,700
		4-OPERATIONS	10,000		10,000		10,000		
		5-ADMINISTRATION	31,753,770	220,119	27,479,848	4,273,922	15,777,680	11,702,168	4,053,803
		<b>TOTAL</b>	<b>190,322,244</b>	<b>220,119</b>	<b>180,680,622</b>	<b>9,641,622</b>	<b>76,468,926</b>	<b>104,211,696</b>	<b>9,421,503</b>
1603DR	LOUISIANA	1-HUMAN SERVICES	8,494,469,490	989,240,888	7,363,797,194	1,130,672,296	959,047,587	6,404,749,607	141,431,408
		2-INFRASTRUCTURE	2,291,806,247		2,288,824,537	2,981,710	1,426,554,312	862,270,225	2,981,710
		3-MITIGATION	22,029,394	1,383,517	9,017,699	13,011,695	6,259,439	2,758,260	11,628,178
		4-OPERATIONS	2,974,685,001		2,973,971,500	713,501	2,784,493,941	189,477,559	713,501
		5-ADMINISTRATION	2,970,641,416	314,098,901	2,639,925,163	330,716,253	1,453,742,696	1,186,182,466	16,617,352
<b>TOTAL</b>	<b>16,753,631,548</b>	<b>1,304,723,306</b>	<b>15,275,536,092</b>	<b>1,478,095,456</b>	<b>6,630,097,975</b>	<b>8,645,438,117</b>	<b>173,372,149</b>		
1604DR	MISSISSIPPI	1-HUMAN SERVICES	3,026,575,470	610,983,336	2,320,755,508	705,819,962	240,048,788	2,080,706,720	94,836,626
		2-INFRASTRUCTURE	1,081,651,860	1,005,200	1,080,531,701	1,120,159	550,550,063	529,981,638	114,959
		3-MITIGATION	17,998,947	6,400,053	10,923,894	7,075,053	9,304,439	1,619,455	675,000
		4-OPERATIONS	1,689,292,910		1,660,324,709	28,968,201	1,532,852,983	127,471,725	28,968,201
		5-ADMINISTRATION	2,660,835,255	84,374,756	2,548,685,323	112,149,932	1,555,425,925	993,259,398	27,775,176
<b>TOTAL</b>	<b>8,476,354,442</b>	<b>702,763,346</b>	<b>7,621,221,135</b>	<b>855,133,308</b>	<b>3,888,182,198</b>	<b>3,733,038,936</b>	<b>152,369,962</b>		
1605DR	ALABAMA	1-HUMAN SERVICES	1,204,442,053	56,650,141	1,141,990,998	62,451,055	50,251,119	1,091,739,879	5,800,914
		2-INFRASTRUCTURE	100,426,362		98,606,829	1,819,533	30,407,917	68,198,913	1,819,533
		3-MITIGATION	2,784,984	35,000	2,449,984	335,000	1,731,678	718,306	300,000
		4-OPERATIONS	181,500,000		181,500,000		129,614,897	51,885,103	
		5-ADMINISTRATION	195,963,949	3,733,554	185,900,345	10,063,604	95,164,228	90,736,117	6,330,050
<b>TOTAL</b>	<b>1,685,117,349</b>	<b>60,418,696</b>	<b>1,610,448,156</b>	<b>74,669,192</b>	<b>307,169,840</b>	<b>1,303,278,317</b>	<b>14,250,497</b>		
3212EM	LOUISIANA	2-INFRASTRUCTURE							
		4-OPERATIONS	1,500,000		1,500,000		1,500,000		
		5-ADMINISTRATION	7,008,058		7,008,058		6,340,126	667,933	
		<b>TOTAL</b>	<b>8,508,058</b>		<b>8,508,058</b>		<b>7,840,126</b>	<b>667,933</b>	
3213EM	MISSISSIPPI	2-INFRASTRUCTURE							
		4-OPERATIONS							
		5-ADMINISTRATION	2,622,585		2,622,585		2,533,526	89,059	
		<b>TOTAL</b>	<b>2,622,585</b>		<b>2,622,585</b>		<b>2,533,526</b>	<b>89,059</b>	
3214EM	ALABAMA	2-INFRASTRUCTURE							
		4-OPERATIONS							
		5-ADMINISTRATION	84,454		84,454		31,478	52,976	
		<b>TOTAL</b>	<b>84,454</b>		<b>84,454</b>		<b>31,478</b>	<b>52,976</b>	
3215EM	ARKANSAS	2-INFRASTRUCTURE	43,083,900		41,942,403	1,141,497	5,092,292	36,850,111	1,141,497
		4-OPERATIONS	3,500,000		3,500,000		3,500,000		
		5-ADMINISTRATION	4,225,259	2,000	3,715,755	509,504	743,170	2,972,586	507,504
		<b>TOTAL</b>	<b>50,809,159</b>	<b>2,000</b>	<b>49,158,158</b>	<b>1,651,001</b>	<b>9,335,462</b>	<b>39,822,696</b>	<b>1,649,001</b>
3216EM	TEXAS	2-INFRASTRUCTURE	445,950,699		443,519,396	2,431,303	89,723,364	353,796,032	2,431,303
		4-OPERATIONS	37,740,000		37,740,000		36,439,654	1,300,346	
		5-ADMINISTRATION	21,022,652	4,688	18,402,804	2,619,848	10,138,662	8,264,142	2,615,161
		<b>TOTAL</b>	<b>504,713,351</b>	<b>4,688</b>	<b>499,662,200</b>	<b>5,051,152</b>	<b>136,301,680</b>	<b>363,360,519</b>	<b>5,046,464</b>
3217EM	TENNESSEE	2-INFRASTRUCTURE	29,000,000		27,482,841	1,517,159	10,103,500	17,379,340	1,517,159
		4-OPERATIONS	5,000		5,000		5,000		
		5-ADMINISTRATION	85,380		85,380		4,017	81,363	
		<b>TOTAL</b>	<b>29,090,380</b>		<b>27,573,221</b>	<b>1,517,159</b>	<b>10,112,518</b>	<b>17,460,703</b>	<b>1,517,159</b>
3218EM	GEORGIA	2-INFRASTRUCTURE	20,900,000		20,340,858	559,142	11,726,308	8,614,550	559,142
		5-ADMINISTRATION	92,000		92,000		91,233	767	
		<b>TOTAL</b>	<b>20,992,000</b>		<b>20,432,858</b>	<b>559,142</b>	<b>11,817,541</b>	<b>8,615,317</b>	<b>559,142</b>
3219EM	OKLAHOMA	2-INFRASTRUCTURE	10,450,313		9,119,862	1,330,452	2,987,375	6,132,487	1,330,452
		5-ADMINISTRATION	176,910		159,311	17,600	14,378	144,933	17,600
		<b>TOTAL</b>	<b>10,627,223</b>		<b>9,279,172</b>	<b>1,348,051</b>	<b>3,001,753</b>	<b>6,277,419</b>	<b>1,348,051</b>
3220EM	FLORIDA	2-INFRASTRUCTURE	9,200,000		7,845,819	1,354,181	7,621,705	224,114	1,354,181
		5-ADMINISTRATION	2,272		2,272		2,272		
		<b>TOTAL</b>	<b>9,202,272</b>		<b>7,848,091</b>	<b>1,354,181</b>	<b>7,621,705</b>	<b>226,386</b>	<b>1,354,181</b>
3221EM	WEST VIRGINIA	2-INFRASTRUCTURE	321,000		315,855	5,145	167,579	148,276	5,145
		5-ADMINISTRATION	123,811		103,490	20,321	103,490	20,321	
		<b>TOTAL</b>	<b>444,811</b>		<b>419,345</b>	<b>25,466</b>	<b>167,579</b>	<b>251,796</b>	<b>25,466</b>
3222EM	NORTH CAROLINA	2-INFRASTRUCTURE	2,000,000		1,968,692	31,308	763,564	1,205,129	31,308
		5-ADMINISTRATION	2,261		2,261		2,000	261	
		<b>TOTAL</b>	<b>2,002,261</b>		<b>1,970,953</b>	<b>31,308</b>	<b>765,564</b>	<b>1,205,390</b>	<b>31,308</b>

PROGRAM CODE	STATE NAME	PROGRAM AREA	ALLOCATIONS	UN-OBLIGATED COMMITMENTS	OBLIGATIONS	UN-OBLIGATED ALLOCATIONS(c)	UN-LIQUIDATED OBLIGATIONS	EXPENDITURES	ALLOCATION AVAILABLE
3223EM	UTAH	2-INFRASTRUCTURE	1,333,020		1,333,020	0	245,435	1,087,584	0
		4-OPERATIONS	5,000		5,000		5,000		
		5-ADMINISTRATION	119,306		97,482	21,824	54,377	43,105	21,824
		<b>TOTAL</b>	<b>1,457,326</b>		<b>1,435,501</b>	<b>21,825</b>	<b>304,812</b>	<b>1,130,689</b>	<b>21,825</b>
3224EM	COLORADO	2-INFRASTRUCTURE	13,104,954		13,104,954	0	1,926,994	11,177,960	0
		4-OPERATIONS							
		5-ADMINISTRATION	436,638		404,628	32,010	20,105	384,523	32,010
		<b>TOTAL</b>	<b>13,541,592</b>		<b>13,509,581</b>	<b>32,010</b>	<b>1,947,099</b>	<b>11,562,483</b>	<b>32,010</b>
3225EM	MICHIGAN	2-INFRASTRUCTURE	1,325,000		1,122,604	202,396	752,926	369,678	202,396
		5-ADMINISTRATION	455,284		299,548	155,736	72,964	226,585	155,736
		<b>TOTAL</b>	<b>1,780,284</b>		<b>1,422,152</b>	<b>358,132</b>	<b>825,890</b>	<b>596,263</b>	<b>358,132</b>
3226EM	DISTRICT OF COLUMBIA	2-INFRASTRUCTURE	1,454,438		1,410,771	43,667	1,410,771	43,667	
		5-ADMINISTRATION	100,803		55,057	45,746	1,004	54,053	45,746
		<b>TOTAL</b>	<b>1,555,241</b>		<b>1,465,828</b>	<b>89,414</b>	<b>1,411,775</b>	<b>54,053</b>	<b>89,414</b>
3227EM	WASHINGTON	2-INFRASTRUCTURE	2,936,187		2,936,186	1	2,936,186	1	
		5-ADMINISTRATION	376,346		293,672	82,674	21,542	272,129	82,674
		<b>TOTAL</b>	<b>3,312,533</b>		<b>3,229,858</b>	<b>82,675</b>	<b>2,957,729</b>	<b>272,129</b>	<b>82,675</b>
3228EM	OREGON	2-INFRASTRUCTURE	2,047,247		2,047,243	4	1,745,782	301,461	4
		5-ADMINISTRATION	45,053		38,096	6,957	6,963	31,133	6,957
		<b>TOTAL</b>	<b>2,092,300</b>		<b>2,085,339</b>	<b>6,961</b>	<b>1,752,745</b>	<b>332,594</b>	<b>6,961</b>
3229EM	NEW MEXICO	2-INFRASTRUCTURE	2,139,800		842,550	1,297,250	763,083	79,467	1,297,250
		5-ADMINISTRATION	106,507		70,132	36,375	3,770	66,361	36,375
		<b>TOTAL</b>	<b>2,246,307</b>		<b>912,682</b>	<b>1,333,625</b>	<b>766,854</b>	<b>145,829</b>	<b>1,333,625</b>
3230EM	ILLINOIS	2-INFRASTRUCTURE	2,418,578		711,125	1,707,453	19,835	691,290	1,707,453
		5-ADMINISTRATION	214,507		192,869	21,638	37,801	155,068	21,638
		<b>TOTAL</b>	<b>2,633,085</b>		<b>903,994</b>	<b>1,729,091</b>	<b>57,636</b>	<b>846,358</b>	<b>1,729,091</b>
3231EM	KENTUCKY	2-INFRASTRUCTURE	4,000,000		3,909,328	90,672	3,253,851	655,476	90,672
		5-ADMINISTRATION	22,000		22,000		14,039	7,961	
		<b>TOTAL</b>	<b>4,022,000</b>		<b>3,931,328</b>	<b>90,672</b>	<b>3,267,891</b>	<b>663,437</b>	<b>90,672</b>
3232EM	MISSOURI	2-INFRASTRUCTURE	2,005,000		1,899,250	105,750	1,899,250	105,750	
		5-ADMINISTRATION	835,745		583,858	251,888	17,978	565,880	251,888
		<b>TOTAL</b>	<b>2,840,745</b>		<b>2,483,107</b>	<b>357,638</b>	<b>1,917,228</b>	<b>565,880</b>	<b>357,638</b>
3233EM	SOUTH CAROLINA	2-INFRASTRUCTURE	3,614,915		3,263,685	351,230	362,154	2,901,531	351,230
		5-ADMINISTRATION	57,000		57,000		16,911	40,089	
		<b>TOTAL</b>	<b>3,671,915</b>		<b>3,320,685</b>	<b>351,230</b>	<b>379,065</b>	<b>2,941,620</b>	<b>351,230</b>
3234EM	SOUTH DAKOTA	2-INFRASTRUCTURE	261,722		261,676	46	59,722	201,954	46
		5-ADMINISTRATION	82,700		60,444	22,656	54,414	5,630	22,656
		<b>TOTAL</b>	<b>344,422</b>		<b>321,720</b>	<b>22,702</b>	<b>114,135</b>	<b>207,584</b>	<b>22,702</b>
3235EM	PENNSYLVANIA	2-INFRASTRUCTURE	2,569,000		2,365,685	203,315	1,583,430	782,255	203,315
		5-ADMINISTRATION	255,075		225,506	29,570	12,000	213,506	29,570
		<b>TOTAL</b>	<b>2,824,075</b>		<b>2,591,191</b>	<b>232,885</b>	<b>1,595,430</b>	<b>995,760</b>	<b>232,885</b>
3236EM	KANSAS	2-INFRASTRUCTURE	163,200		141,368	21,832	10,960	130,408	21,832
		5-ADMINISTRATION	56,298		187	56,111		187	56,111
		<b>TOTAL</b>	<b>219,498</b>		<b>141,555</b>	<b>77,943</b>	<b>10,960</b>	<b>130,595</b>	<b>77,943</b>
3237EM	ALABAMA	2-INFRASTRUCTURE	2,500,000		1,962,222	537,778	926,249	1,035,973	537,778
		4-OPERATIONS	1,000,000		1,000,000		1,000,000		
		5-ADMINISTRATION							
		<b>TOTAL</b>	<b>3,500,000</b>		<b>2,962,222</b>	<b>537,778</b>	<b>1,926,249</b>	<b>1,035,973</b>	<b>537,778</b>
3238EM	INDIANA	2-INFRASTRUCTURE	4,127,992		3,789,690	338,302	3,789,690		338,302
		5-ADMINISTRATION	22,864		1,942	20,922		1,942	20,922
		<b>TOTAL</b>	<b>4,150,856</b>		<b>3,791,632</b>	<b>359,224</b>	<b>3,789,690</b>	<b>1,942</b>	<b>359,224</b>
3239EM	IOWA	2-INFRASTRUCTURE	222,618		222,618		79,295	143,322	
		5-ADMINISTRATION	66,380		5,639	60,741		5,639	60,741
		<b>TOTAL</b>	<b>288,998</b>		<b>228,257</b>	<b>60,741</b>	<b>79,295</b>	<b>148,962</b>	<b>60,741</b>
3240EM	VIRGINIA	2-INFRASTRUCTURE	562,100		561,809	291	331,874	229,935	291
		5-ADMINISTRATION	130,910		101,872	29,038		101,872	29,038
		<b>TOTAL</b>	<b>693,010</b>		<b>663,682</b>	<b>29,328</b>	<b>331,874</b>	<b>331,808</b>	<b>29,328</b>
3241EM	ARIZONA	2-INFRASTRUCTURE	4,113,330		4,113,301	29	588,872	3,524,429	29
		5-ADMINISTRATION	2,285,400		2,257,187	28,213	2,090,774	166,413	28,213
		<b>TOTAL</b>	<b>6,398,730</b>		<b>6,370,487</b>	<b>28,243</b>	<b>2,679,646</b>	<b>3,690,841</b>	<b>28,243</b>
3242EM	MINNESOTA	2-INFRASTRUCTURE	15,000,000		3,449,504	11,550,496	2,507,995	941,509	11,550,496
		5-ADMINISTRATION	24,450			24,450			24,450
		<b>TOTAL</b>	<b>15,024,450</b>		<b>3,449,504</b>	<b>11,574,946</b>	<b>2,507,995</b>	<b>941,509</b>	<b>11,574,946</b>

PROGRAM CODE	STATE NAME	PROGRAM AREA	ALLOCATIONS	UN-OBLIGATED COMMITMENTS	OBLIGATIONS	UN-OBLIGATED ALLOCATIONS(c)	UN-LIQUIDATED OBLIGATIONS	EXPENDITURES	ALLOCATION AVAILABLE
3243EM	NEVADA	2-INFRASTRUCTURE	1,000,000		568,297	431,703	146,188	422,109	431,703
		5-ADMINISTRATION	341,200		308,466	32,734	93,396	215,070	32,734
		<b>TOTAL</b>	<b>1,341,200</b>		<b>876,764</b>	<b>464,437</b>	<b>239,584</b>	<b>637,179</b>	<b>464,437</b>
3244EM	IDAHO	2-INFRASTRUCTURE	584,137		584,134	3	486,540	97,594	3
		5-ADMINISTRATION	35,700		10,108	25,592	249	9,860	25,592
		<b>TOTAL</b>	<b>619,837</b>		<b>594,243</b>	<b>25,594</b>	<b>486,789</b>	<b>107,454</b>	<b>25,594</b>
3245EM	NEBRASKA	2-INFRASTRUCTURE	210,100		210,100		188,611	21,489	
		5-ADMINISTRATION	56,602		1,302	55,301		1,302	55,301
		<b>TOTAL</b>	<b>266,702</b>		<b>211,402</b>	<b>55,301</b>	<b>188,611</b>	<b>22,790</b>	<b>55,301</b>
3246EM	CONNECTICUT	2-INFRASTRUCTURE	1,000,000		353,722	646,278	353,722		646,278
		5-ADMINISTRATION	43,301		34,426	8,875	13,718	20,708	8,875
		<b>TOTAL</b>	<b>1,043,301</b>		<b>388,148</b>	<b>655,153</b>	<b>367,440</b>	<b>20,708</b>	<b>655,153</b>
3247EM	NORTH DAKOTA	2-INFRASTRUCTURE							
		5-ADMINISTRATION	88,387		68,149	20,238	47,997	20,151	20,238
		<b>TOTAL</b>	<b>88,387</b>		<b>68,149</b>	<b>20,238</b>	<b>47,997</b>	<b>20,151</b>	<b>20,238</b>
3248EM	CALIFORNIA	2-INFRASTRUCTURE	200,000			200,000			200,000
		5-ADMINISTRATION	768,320		654,611	113,709	112,400	542,212	113,709
		<b>TOTAL</b>	<b>968,320</b>		<b>654,611</b>	<b>313,709</b>	<b>112,400</b>	<b>542,212</b>	<b>313,709</b>
3249EM	WISCONSIN	2-INFRASTRUCTURE	3,501,228		2,970,925	530,303	2,418,014	552,911	530,303
		5-ADMINISTRATION	24,737		1,227	23,510	2	1,225	23,510
		<b>TOTAL</b>	<b>3,525,965</b>		<b>2,972,152</b>	<b>553,813</b>	<b>2,418,016</b>	<b>554,136</b>	<b>553,813</b>
3250EM	OHIO	2-INFRASTRUCTURE	2,518,180		2,157,511	360,669	733,973	1,423,538	360,669
		5-ADMINISTRATION	25,350			25,350			25,350
		<b>TOTAL</b>	<b>2,543,530</b>		<b>2,157,511</b>	<b>386,019</b>	<b>733,973</b>	<b>1,423,538</b>	<b>386,019</b>
3251EM	MARYLAND	2-INFRASTRUCTURE	3,000,000		967,297	2,032,703	784,318	182,979	2,032,703
		5-ADMINISTRATION	106,326		82,847	23,479		82,847	23,479
		<b>TOTAL</b>	<b>3,106,326</b>		<b>1,050,143</b>	<b>2,056,182</b>	<b>784,318</b>	<b>265,826</b>	<b>2,056,182</b>
3252EM	MASSACHUSETTS	2-INFRASTRUCTURE	5,250,000		4,388,139	861,861	332,965	4,055,174	861,861
		5-ADMINISTRATION	241,346		208,404	32,942	13,307	195,096	32,942
		<b>TOTAL</b>	<b>5,491,346</b>		<b>4,596,543</b>	<b>894,803</b>	<b>346,272</b>	<b>4,250,271</b>	<b>894,803</b>
3253EM	MONTANA	2-INFRASTRUCTURE	400,000		397,372	2,628	280,995	116,377	2,628
		5-ADMINISTRATION	88,952		77,682	11,270	49,700	27,982	11,270
		<b>TOTAL</b>	<b>488,952</b>		<b>475,054</b>	<b>13,898</b>	<b>330,695</b>	<b>144,358</b>	<b>13,898</b>
3255EM	RHODE ISLAND	2-INFRASTRUCTURE	1,500,000		1,008,050	491,950	1,008,050		491,950
		5-ADMINISTRATION	24,708		17,933	6,775	5,876	12,057	6,775
		<b>TOTAL</b>	<b>1,524,708</b>		<b>1,025,983</b>	<b>498,725</b>	<b>1,013,926</b>	<b>12,057</b>	<b>498,725</b>
3256EM	MAINE	2-INFRASTRUCTURE	100,000		47,927	52,073	47,927		52,073
		5-ADMINISTRATION	6,000		6,000		6,000		
		<b>TOTAL</b>	<b>106,000</b>		<b>53,927</b>	<b>52,073</b>	<b>53,927</b>		<b>52,073</b>
3257EM	NEW JERSEY	2-INFRASTRUCTURE	120,026		120,026		3,334	116,692	
		5-ADMINISTRATION	50,267		35,119	15,148	6,753	28,366	15,148
		<b>TOTAL</b>	<b>170,293</b>		<b>155,144</b>	<b>15,148</b>	<b>10,087</b>	<b>145,058</b>	<b>15,148</b>
3258EM	NEW HAMPSHIRE	2-INFRASTRUCTURE	100,000		9,887	90,113	9,887		90,113
		5-ADMINISTRATION	6,000		6,000		5,908	92	
		<b>TOTAL</b>	<b>106,000</b>		<b>15,887</b>	<b>90,113</b>	<b>15,796</b>	<b>92</b>	<b>90,113</b>
3262EM	NEW YORK	2-INFRASTRUCTURE	1,258,446		1,072,664	185,782	264,816	807,848	185,782
		5-ADMINISTRATION	292,350		223,711	68,639	6,508	217,202	68,639
		<b>TOTAL</b>	<b>1,550,796</b>		<b>1,296,374</b>	<b>254,421</b>	<b>271,324</b>	<b>1,025,050</b>	<b>254,421</b>
3263EM	DELAWARE	2-INFRASTRUCTURE	82,441		82,439	2	59,090	23,349	2
		5-ADMINISTRATION	48,900		443	48,457		443	48,457
		<b>TOTAL</b>	<b>131,341</b>		<b>82,882</b>	<b>48,459</b>	<b>59,090</b>	<b>23,792</b>	<b>48,459</b>
<b>GRAND TOTAL</b>			<b>27,840,192,509</b>	<b>2,068,132,154</b>	<b>25,387,340,323</b>	<b>2,452,852,186</b>	<b>11,127,552,112</b>	<b>14,259,788,211</b>	<b>384,720,031</b>

**KATRINA MISSION ASSIGNMENTS**

**AS OF 04-19-2006**

<b>OBLIGATIONS</b>	
<b>DHS AGENCIES</b>	<b>Total</b>
BTS	200,000
CBP	30,957,949
FLETC	460,103
FPS	173,822,173
IAIP	214,000
ICE	36,417,200
NCS	7,318,000
OCFO	210,000
OSLGCP	200,000
S&T	100,000
TSA	455,000
USCG	415,557,501
USCIS	910,000
USSS	8,800
<b>Subtotal, DHS</b>	<b>666,830,726</b>
<b>OTHER AGENCIES</b>	<b>Total</b>
AID	17,354,000
APHIS	380,000
ARC	55,000
BUREC	1,089,000
CDC	20,098,500
CNCS	4,415,500
COE-LRD	15,000
COE-MVD	3,802,180,516
COE-SAD	181,635,000
DHUD	82,945,000
DOC	1,200,000
DOD	1,123,579,054
DOE	390,000
DOED	230,000
DOI	1,264,400
DOL	325,000
DOS	55,000
DOT	422,819,213
EEOC	200,000
EPA	323,886,200
FAA	
FCC	200,000
FCSIC	200,000
FMSHRC	200,000
FNS	20,000
GSA	77,988,268
HHS	161,637,800
MSPB	2,000
NAR	625,000
NASA	541,500
NCPC	20,000
NCUA	
NGA	620,000
NLRB	240,000
NOAA	1,750,000
NPS	157,000
NRC	200,000
NSF	200,000
OPM	615,000
OSHA	21,225,000
RRB	25,000
SBA	200,000
SCS	11,800
SEC	2,000
SSA	1,025,000
TREAS	2,110,650
TVA	7,787,451
USDA	12,560,500
USDJ	55,629,600
USFS	179,195,288
USGS	460,800
USPC	4,697,217
USPHS	
USPS	2,098,270
VA	75,000
<b>Subtotal, Other Agencies</b>	<b>6,516,436,527</b>
<b>GRAND TOTAL MA s</b>	<b>7,183,267,253</b>



## RITA DECLARATIONS BY MAJOR OBJECT CLASS

AS OF 04-19-2006

PROGRAM AREA	PROGRAM NAME	ALLOCATIONS	UN-OBLIGATED COMMITMENTS	OBLIGATIONS	UN-OBLIGATED ALLOCATIONS(c)	UN-LIQUIDATED OBLIGATIONS	EXPENDITURES	ALLOCATION AVAILABLE
1-HUMAN SERVICES	2503-UNEMPLOYMENT	22,691,421		17,838,942	4,852,479		17,838,942	4,852,479
	2504-CRISIS COUNSELING-NIMH			1,546,988	(1,546,988)	1,546,988		(1,546,988)
	2576-LEGAL SERVICES							
	2592-INSPECTIONS	65,198,750	30,808	65,166,747	32,003	19,133,615	46,033,132	1,194
	4149-OTHER NEEDS ASSISTANCE	98,150,000		98,150,000		1,459,615	96,690,386	
	414X-HOUSING ASSISTANCE	1,038,901,568		1,038,900,669	899	137,511,853	901,388,816	899
	4152-CRISIS COUNSELING-SCC	1,557,215		650,742	906,473	650,742		906,473
	4154-OTHER NEEDS ASSISTANCE	68,880,000		68,880,000		3,742,989	65,137,011	
	MANUFACTURED HOUSING	241,797,400	118,119,781	108,195,301	133,602,099	20,258,456	87,936,845	15,482,319
<b>TOTAL</b>	<b>1,537,176,354</b>	<b>118,150,589</b>	<b>1,399,329,389</b>	<b>137,846,965</b>	<b>184,304,257</b>	<b>1,215,025,131</b>	<b>19,696,376</b>	
2-INFRASTRUCTURE	2594-INSPECTIONS	18,395,900	2,550,000	15,782,400	2,613,500	9,441,094	6,341,306	63,500
	416X-PUBLIC ASSISTANCE	477,647,097		452,557,857	25,089,240	237,651,293	214,906,564	25,089,240
	<b>TOTAL</b>	<b>496,042,997</b>	<b>2,550,000</b>	<b>468,340,257</b>	<b>27,702,740</b>	<b>247,092,387</b>	<b>221,247,870</b>	<b>25,152,740</b>
3-MITIGATION	2593-INSPECTIONS	16,244,974	4,723,007	7,335,967	8,909,007	5,371,623	1,964,344	4,186,000
	4173-HAZARD MITIGATION	1,017,476		1,017,476		1,008,743	8,733	
	<b>TOTAL</b>	<b>17,262,450</b>	<b>4,723,007</b>	<b>8,353,443</b>	<b>8,909,007</b>	<b>6,380,366</b>	<b>1,973,077</b>	<b>4,186,000</b>
4-OPERATIONS	2507-MISSIONS-TA	1,100,000		1,150,000	(50,000)	1,085,443	64,557	(50,000)
	2508-MISSIONS-DFA	763,196,000		760,513,600	2,682,400	709,046,188	51,467,412	2,682,400
	<b>TOTAL</b>	<b>764,296,000</b>		<b>761,663,600</b>	<b>2,632,400</b>	<b>710,131,631</b>	<b>51,531,969</b>	<b>2,632,400</b>
5-ADMINISTRATION	11XX-SALARIES & BENEFITS	47,376,310		43,115,170	4,261,140	43,115,170	43,115,170	4,261,140
	21XX-TRAVEL	30,210,288	31,829	29,977,781	232,506	2,031,488	27,946,294	200,677
	22XX-TRANSPORTION	3,761,000	1,016,125	612,000	3,149,000	388,980	223,020	2,132,875
	23XX-RENT, COMM, UTILITIES	21,142,325	4,010,061	17,105,401	4,036,924	7,713,047	9,392,354	26,864
	24XX-PRINT & REPRO	1,143,000	147,100	852,248	290,752	588,092	264,157	143,652
	2501-MISSIONS-FOS	390,988,685		389,938,685	1,050,000	377,182,730	12,755,955	1,050,000
	25XX-OTHER SERVICES	539,515,374	99,364,157	440,551,412	98,963,962	220,570,354	219,981,058	(400,194)
	26XX-SUPPLIES & MATERIALS	50,080,975	2,973,776	46,183,931	3,897,043	15,156,841	31,027,090	923,267
	31XX-EQUIPMENT	11,925,983	2,980,330	8,476,275	3,449,708	3,140,726	5,335,549	469,378
	32XX-LAND & STRUCTURES	2,100,000	400,000		2,100,000			1,700,000
	4101-URBAN SEARCH & RESCUE	22,400,226	120,000	22,280,226	120,000	17,237,843	5,042,383	
<b>TOTAL</b>	<b>1,120,644,166</b>	<b>111,043,378</b>	<b>999,093,130</b>	<b>121,551,036</b>	<b>644,010,100</b>	<b>355,083,030</b>	<b>10,507,659</b>	
<b>GRAND TOTAL</b>	<b>3,935,421,967</b>	<b>236,466,974</b>	<b>3,636,779,819</b>	<b>298,642,148</b>	<b>1,791,918,740</b>	<b>1,844,861,078</b>	<b>62,175,174</b>	

## RITA DECLARATIONS BY PROGRAM AREA

AS OF 04-19-2006

PROGRAM CODE	STATE NAME	PROGRAM AREA	ALLOCATIONS	UN-OBLIGATED COMMITMENTS	OBLIGATIONS	UN-OBLIGATED ALLOCATIONS(c)	UN-LIQUIDATED OBLIGATIONS	EXPENDITURES	ALLOCATION AVAILABLE
1606DR	TEXAS	1-HUMAN SERVICES	947,313,522	69,654,484	857,963,187	89,350,335	172,900,255	685,062,932	19,695,851
		2-INFRASTRUCTURE	277,493,900	2,550,000	250,710,447	26,783,453	98,916,309	151,794,138	24,233,453
		3-MITIGATION	11,983,923	3,987,967	3,819,956	8,163,967	3,391,508	428,448	4,176,000
		4-OPERATIONS	238,150,000		235,517,600	2,632,400	235,266,347	251,253	2,632,400
		5-ADMINISTRATION	601,979,624	70,265,941	525,166,148	76,813,477	319,516,570	205,649,578	6,547,535
		<b>TOTAL</b>	<b>2,076,920,969</b>	<b>146,458,393</b>	<b>1,873,177,337</b>	<b>203,743,632</b>	<b>829,990,988</b>	<b>1,043,186,349</b>	<b>57,285,239</b>
1607DR	LOUISIANA	1-HUMAN SERVICES	589,862,832	48,496,105	541,366,202	48,496,630	11,404,003	529,962,199	525
		2-INFRASTRUCTURE	204,714,097		203,961,388	752,709	143,991,483	59,969,905	752,709
		3-MITIGATION	5,278,527	735,040	4,533,487	745,040	2,988,858	1,544,629	10,000
		4-OPERATIONS	521,036,000		521,036,000		469,755,284	51,280,716	
		5-ADMINISTRATION	416,289,263	40,777,436	371,551,703	44,737,560	224,328,591	147,223,112	3,960,123
		<b>TOTAL</b>	<b>1,737,180,718</b>	<b>90,008,581</b>	<b>1,642,448,780</b>	<b>94,731,939</b>	<b>852,468,219</b>	<b>789,980,561</b>	<b>4,723,358</b>
3259EM	FLORIDA	2-INFRASTRUCTURE	8,700,000		8,590,346	109,654	3,709,936	4,880,410	109,654
		4-OPERATIONS	10,000		10,000		10,000		
		5-ADMINISTRATION	1,335,741		1,335,741		1,266,481	69,260	
		<b>TOTAL</b>	<b>10,045,741</b>		<b>9,936,086</b>	<b>109,654</b>	<b>4,986,417</b>	<b>4,949,670</b>	<b>109,654</b>
3260EM	LOUISIANA	2-INFRASTRUCTURE							
		4-OPERATIONS	100,000		100,000		100,000		
		5-ADMINISTRATION	175,000		175,000		175,000		
		<b>TOTAL</b>	<b>275,000</b>		<b>275,000</b>		<b>275,000</b>		
3261EM	TEXAS	2-INFRASTRUCTURE	5,135,000		5,078,077	56,923	474,659	4,603,418	56,923
		4-OPERATIONS	5,000,000		5,000,000		5,000,000		
		5-ADMINISTRATION	100,864,539		100,864,539		98,723,458	2,141,081	
		<b>TOTAL</b>	<b>110,999,539</b>		<b>110,942,616</b>	<b>56,923</b>	<b>104,198,117</b>	<b>6,744,499</b>	<b>56,923</b>
<b>GRAND TOTAL</b>			<b>3,935,421,967</b>	<b>236,466,974</b>	<b>3,636,779,819</b>	<b>298,642,148</b>	<b>1,791,918,740</b>	<b>1,844,861,078</b>	<b>62,175,174</b>

## RITA MISSION ASSIGNMENTS

AS OF 04-19-2006

OBLIGATIONS	
<b>DHS AGENCIES</b>	<b>Total</b>
CBP	12,000,000
FPS	12,095,000
NCS	5,862,685
USCG	26,741,000
<b>Subtotal, DHS</b>	<b>56,698,685</b>
<b>OTHER AGENCIES</b>	<b>Total</b>
APHIS	20,000
ARC	40,000
BIA	317,600
BUREC	1,000,000
CDC	
CNCS	240,000
COE-MVD	384,375,000
COE-NAD	
COE-SAD	155,000
COE-SWD	265,635,000
DHUD	120,000
DOD	48,480,000
DOE	60,000
DOI	5,000
DOT	62,022,000
EPA	44,545,000
GSA	540,000
HHS	83,290,000
NGA	690,000
NOAA	2,790,000
TREAS	80,000
TVA	2,080,000
USDA	6,470,000
USFS	180,905,000
USGS	44,000
USPC	1,000,000
VA	10,000,000
<b>Subtotal, Other Agencies</b>	<b>1,094,903,600</b>
<b>GRAND TOTAL MA s</b>	<b>1,151,602,285</b>

## WILMA DECLARATIONS BY MAJOR OBJECT CLASS

AS OF 04-19-2006

PROGRAM AREA	PROGRAM NAME	ALLOCATIONS	UN-OBLIGATED COMMITMENTS	OBLIGATIONS	UN-OBLIGATED ALLOCATIONS(c)	UN-LIQUIDATED OBLIGATIONS	EXPENDITURES	ALLOCATION AVAILABLE
1-HUMAN SERVICES	2503-UNEMPLOYMENT	5,770,125		5,770,125			5,770,125	
	2504-CRISIS COUNSELING-NIMH	3,246,808		3,246,808			3,246,808	
	2576-LEGAL SERVICES	5,000		5,000		5,000		
	2592-INSPECTIONS	42,429,400		42,429,256	144	5,782,099	36,647,157	144
	4149-OTHER NEEDS ASSISTANCE	183,000,000		183,000,000		40,599,942	142,400,058	
	414X-HOUSING ASSISTANCE	163,715,000		163,695,000	20,000	21,230,026	142,464,974	20,000
	4152-CRISIS COUNSELING-SCC	2,628,148		1,164,961	1,463,187		1,164,961	1,463,187
	<b>TOTAL</b>	<b>489,807,481</b>	<b>9,240,356</b>	<b>475,841,258</b>	<b>13,966,223</b>	<b>81,676,735</b>	<b>394,164,523</b>	<b>4,725,868</b>
2-INFRASTRUCTURE	2594-INSPECTIONS	44,126,700	8,831,400	35,295,300	8,831,400	24,407,179	10,888,121	
	416X-PUBLIC ASSISTANCE	784,050,000		783,475,853	574,147	415,974,772	367,501,082	574,147
	<b>TOTAL</b>	<b>828,176,700</b>	<b>8,831,400</b>	<b>818,771,153</b>	<b>9,405,547</b>	<b>440,381,950</b>	<b>378,389,203</b>	<b>574,147</b>
3-MITIGATION	2593-INSPECTIONS	1,000,000	35,203	899,797	100,203	777,916	121,881	65,000
	<b>TOTAL</b>	<b>1,000,000</b>	<b>35,203</b>	<b>899,797</b>	<b>100,203</b>	<b>777,916</b>	<b>121,881</b>	<b>65,000</b>
4-OPERATIONS	2507-MISSIONS-TA	700,000		700,000		679,925	20,075	
	2508-MISSIONS-DFA	233,328,384		233,328,384		232,595,129	733,254	
	<b>TOTAL</b>	<b>234,028,384</b>		<b>234,028,384</b>		<b>233,275,054</b>	<b>753,329</b>	
5-ADMINISTRATION	11XX-SALARIES & BENEFITS	37,113,330		29,823,025	7,290,305		29,823,025	7,290,305
	21XX-TRAVEL	13,059,700	167,200	12,746,583	313,117	992,064	11,754,519	145,917
	22XX-TRANSPORTION	13,625,440	2,010,000	10,625,440	3,000,000	8,206,764	2,418,676	990,000
	23XX-RENT, COMM, UTILITIES	6,221,000	2,582,765	3,462,760	2,758,240	799,474	2,663,286	175,475
	24XX-PRINT & REPRO	423,500	39,928	286,870	136,630	172,954	113,916	96,702
	2501-MISSIONS-FOS	147,029,012		132,204,012	14,825,000	125,564,999	6,639,012	14,825,000
	25XX-OTHER SERVICES	19,250,000	6,314,685	12,931,729	6,318,271	10,792,360	2,139,369	3,586
	26XX-SUPPLIES & MATERIALS	91,470,000	16,087,313	74,682,295	16,787,705	73,572,514	1,109,780	700,392
	31XX-EQUIPMENT	2,310,000	1,886,373	847,399	1,462,601	478,837	368,562	(423,772)
	32XX-LAND & STRUCTURES	99,225	4,932	69,293	29,932	51,001	18,292	25,000
4101-URBAN SEARCH & RESCUE	6,216,000		5,963,794		252,206	5,435,265	528,529	
<b>TOTAL</b>	<b>336,817,207</b>	<b>29,093,195</b>	<b>283,643,201</b>	<b>53,174,006</b>	<b>226,066,233</b>	<b>57,576,968</b>	<b>24,080,811</b>	
<b>GRAND TOTAL</b>	<b>1,889,829,772</b>	<b>47,200,153</b>	<b>1,813,183,793</b>	<b>76,645,979</b>	<b>982,177,889</b>	<b>831,005,904</b>	<b>29,445,826</b>	

## WILMA DECLARATIONS BY PROGRAM AREA

AS OF 04-19-2006

PROGRAM CODE	STATE NAME	PROGRAM AREA	ALLOCATIONS	UN-OBLIGATED COMMITMENTS	OBLIGATIONS	UN-OBLIGATED ALLOCATIONS(c)	LIQUIDATED OBLIGATIONS	EXPENDITURES	ALLOCATION AVAILABLE
1609DR	FLORIDA	1-HUMAN SERVICES	489,807,481	9,240,356	475,841,258	13,966,223	81,676,735	394,164,523	4,725,868
		2-INFRASTRUCTURE	828,176,700	8,831,400	818,771,153	9,405,547	440,381,950	378,389,203	574,147
		3-MITIGATION	1,000,000	35,203	899,797	100,203	777,916	121,881	65,000
		4-OPERATIONS	234,028,384		234,028,384		233,275,054	753,329	
		5-ADMINISTRATION	336,817,207	29,093,195	283,643,201	53,174,006	226,066,233	57,576,968	24,080,811
		<b>TOTAL</b>	<b>1,889,829,772</b>	<b>47,200,153</b>	<b>1,813,183,793</b>	<b>76,645,979</b>	<b>982,177,889</b>	<b>831,005,904</b>	<b>29,445,826</b>
<b>GRAND TOTAL</b>			<b>1,889,829,772</b>	<b>47,200,153</b>	<b>1,813,183,793</b>	<b>76,645,979</b>	<b>982,177,889</b>	<b>831,005,904</b>	<b>29,445,826</b>

## WILMA MISSION ASSIGNMENTS

AS OF 04-19-2006

<b>OBLIGATIONS</b>	
<b>DHS AGENCIES</b>	<b>Total</b>
FPS	30,521,512
NCS	40,000
USCG	120,000
<b>Subtotal, DHS</b>	<b>30,681,512</b>
<b>OTHER AGENCIES</b>	<b>Total</b>
CIA	200,000
CNCS	1,250,000
COE-SAD	293,772,000
DOC	200,000
DOD	3,550,000
DOE	55,000
DOI	28,384
DOT	20,258,000
EPA	440,000
GSA	130,000
HHS	9,395,000
NOAA	115,000
NPS	
SSA	200,000
USDA	330,000
USDJ	45,000
USFS	5,580,000
USFWS	
USGS	2,500
<b>Subtotal, Other Agencies</b>	<b>335,550,884</b>
<b>GRAND TOTAL MA s</b>	<b>366,232,396</b>



**FINANCIAL INFORMATION TOOL  
FOR HURRICANE KATRINA, RITA, & WILMA DECLARATIONS ONLY  
NOTES & TERMS**

ITEM	DESCRIPTION
21XX-TRAVEL OF PEOPLE	Travel & transportation costs of FEMA employees and evacuating disaster victims
22XX-TRANSPORT OF THINGS	Transporting things such as express mail and equipment
23XX-RENT, COMM, UTILITIES	JFO Office space, DRC Office space, phone lines, electricity, water, etc.
24XX-PRINT & REPRO	Quick Copy service, printing and duplicating , etc.
2501-MISSIONS-FOS	Federal Operational Support - OFA Administrative costs such as travel, overtime, etc.
2503-UNEMPLOYMENT	Unemployment assistance to disaster victims
2507-MISSIONS-TA	Technical Assistance - provided by an OFA to the State & Local Governments
2508-MISSIONS-DFA	Direct Federal Assistance - provided by OFAs to directly benefit the State/Local Government and/or citizens usually commodities and services like ice, water, meals, etc.
2576-LEGAL SERVICES	Provided to assist disaster victims
2592-INSPECTIONS IHP/IFG	To inspect individual disaster victim's homes to determine eligibility for FEMA assistance programs
2593-INSPECTIONS HMTAP	To provide inspections, reviews and other technical assistance related to the Hazard Mitigation Program
2594-INSPECTIONS PA TAC	To prepare preliminary damage assessments and damage survey reports for the Public Assistance Program
25XX-OTHER SERVICES	Other services provided by contract not otherwise categorized
26XX-SUPPLIES & MATERIALS	Office supplies, IT supplies, safety supplies, fuel, clothing, food, drinking water, parts, etc.
31XX-EQUIPMENT	Durable personal property that has an expected life of 1 year or more such as equipment, tools, computers, etc.
32XX-LAND & STRUCTURES	Real estate and permanent improvements to real estate
4101-URBAN SEARCH & RESCUE	Cost of searching for and rescuing disaster victims from the disaster site(s)
414X-HOUSING & OTHER NEEDS	Awards to disaster victims for rent, hotels, minimal repairs, replacement, etc.
4154-OTHER NEEDS	Awards to disaster victims for medical, dental, funeral, personal property, clothing, furniture, and similar needs
416X-PUBLIC ASSISTANCE	Grants to States for projects under Infrastructue also known as the Public Assistance Program
4173-HAZARD MITIGATION	Grants to States for projects under the Mitigation Program
CRISIS COUNSELING	Grants to States or to the National Institutes of Mental Health to assist disaster victims
DRC	Disaster Recovery Center for assisting disaster victims in applying for disaster assistance
JFO	Joint Field Office
MANUFACTURED HOUSING	Costs of setting up short term temporary housing for disaster victims including manufactured housing and pad setup
OFA	Other Federal Agency other than FEMA
PROGRAM CODE	Disaster Number
PROGRAM NAME	Identifies and groups costs associated with a specific FEMA Program
VENDOR ALPHA	Name of private company, OFA, or State/Local government with whom FEMA has contracted to provide commodities or services, or pay grants/awards

**FINANCIAL INFORMATION TOOL**  
**FOR HURRICANE KATRINA, RITA, & WILMA DECLARATIONS ONLY**  
**VENDORS WITH CUMMULATIVE OBLIGATIONS GREATER THAN OR EQUAL TO \$50 MILLION IN DESCENDING ORDER BY OBLIGATIONS**  
**AS OF 04-19-2006**

VENDOR ALPHA	OBLIGATIONS	EXPENDITURES
LA OFFICE OF HOMELAND SECURITY	7,114,322,035.15	5,627,708,434.11
US ARMY CORPS OF ENGINEERS	4,928,267,515.87	351,750,341.20
MISSISSIPPI, STATE OF	2,194,847,488.71	1,639,527,409.52
DEPARTMENT OF DEFENSE	1,487,840,231.52	338,801,876.05
TX DEPARTMENT OF PUBLIC SAFETY	1,398,939,539.11	1,072,410,069.65
FLORIDA BUREAU OF DISASTER	1,296,306,624.66	748,536,207.26
FLUOR DANIEL INC	803,736,379.98	258,506,526.62
ENVIRONMENTAL PROTECTION AGENCY	763,213,137.00	9,160,713.75
GULF STREAM COACH, INC.	547,697,225.00	527,258,302.00
CORPORATE LODGING CONSULTANTS, INC.	522,193,600.00	374,545,886.30
DEPARTMENT OF TRANSPORTATION	505,099,213.00	106,725,235.47
BECHTEL NATIONAL, INC.	466,269,873.50	326,878,570.32
US COAST GUARD	442,418,501.00	11,353,911.32
SHAW ENVIRONMENTAL & INFRASTRUCTURE	418,613,869.50	229,845,247.25
USDA FOREST SERVICE	385,040,788.00	812.35
MORGAN BUILDINGS & SPAS, INC.	372,324,890.00	328,661,789.70
US DEPARTMENT OF LABOR	353,796,233.00	353,489,171.44
PRECISION HOMES	287,515,000.00	280,878,481.99
AMERICAN RED CROSS	285,294,800.00	248,948,173.63
DEPARTMENT OF HEALTH AND HUMAN SERVICES	272,838,671.00	14,446,904.56
CH2M HILL CONSTRUCTORS, INC.	237,550,043.66	124,763,323.89
AL EMERGENCY MANAGEMENT AGENCY	223,641,422.05	187,097,499.25
FEDERAL PROTECTIVE SERVICE/DHS	222,124,956.63	961,462.96
GENERAL SERVICES ADMINISTRATION	182,709,794.82	16,629,189.84
CLEARBROOK LLC	180,427,412.00	138,892,880.04
GBL'S	155,022,500.00	104,681,662.92
FEMA GROUP TRAVEL	146,837,007.69	121,140,896.96
CMH MANUFACTURING, INC.	138,967,578.79	112,857,623.79
PARTNERSHIP FOR RESPONSE & RECOVERY	136,826,326.79	101,064,867.33
NORTH AMERICAN CATASTROPHE SVCS INC	127,793,643.64	122,634,543.99
BOURGET'S OF THE SOUTH, LLC	119,499,655.60	119,499,655.60
NISTC	116,003,700.00	38,858,812.75
ALLTECH	113,709,059.60	87,777,082.94
EMERGENCY RESPONSE PROG MANAGEMENT	113,308,800.00	58,604,233.95
AMERICOLD LOGISTICS LLC	89,668,506.58	87,432,736.39
HOUSING & URBAN DEVELOPMENT	83,065,000.00	32,431,709.57
CHAMPION HOME BUILDERS CO	80,759,579.79	70,400,027.50
US BANK	71,741,919.75	29,189,266.48
CUSTOMS AND BORDER PROTECTION	61,177,879.00	6,795,166.08
U S DEPARTMENT OF JUSTICE	55,674,600.00	3,300,991.21
CITIBANK	52,055,418.48	49,507,045.44
<b>Grand Total</b>	<b>27,555,140,420.87</b>	<b>14,463,954,743.37</b>



**FINANCIAL INFORMATION TOOL**  
**FOR HURRICANE KATRINA, RITA, & WILMA DECLARATIONS ONLY**  
**VENDORS WITH CUMMULATIVE OBLIGATIONS GREATER THAN OR EQUAL TO \$50 MILLION IN DESCENDING ORDER BY OBLIGATIONS**  
**AS OF 04-19-2006**

VENDOR ALPHA	PROGRAM NAME	PROG CODE	STATE NAME	EVENT NAME	OBLIGATIONS	EXPENDITURES	
LA OFFICE OF HOMELAND SECURITY	414X-HOUSING & OTHER NEEDS	1603DR	LOUISIANA	KATRINA	4,299,276,483.96	4,272,207,177.86	
		1607DR	LOUISIANA	RITA	501,035,852.36	497,266,743.76	
	416X-PUBLIC ASSISTANCE	1603DR	LOUISIANA	KATRINA	2,099,021,136.96	791,498,058.61	
		1607DR	LOUISIANA	RITA	200,109,477.87	59,407,915.30	
	4173-HAZARD MITIGATION	1603DR	LOUISIANA	KATRINA	2,468,240.00		
		1607DR	LOUISIANA	RITA	433,544.00		
CRISIS COUNSELING	1603DR	LOUISIANA	KATRINA	11,977,300.00	7,328,538.58		
<b>LA OFFICE OF HOMELAND SECURITY Total</b>					<b>7,114,322,035.15</b>	<b>5,627,708,434.11</b>	
US ARMY CORPS OF ENGINEERS	2501-MISSIONS-FOS	1602DR	FLORIDA	KATRINA	335,000.00	36,684.52	
		1603DR	LOUISIANA	KATRINA	47,273,364.00	2,625,154.13	
		1604DR	MISSISSIPPI	KATRINA	454,590,739.91	54,993,091.23	
		1605DR	ALABAMA	KATRINA	30,300,000.00	9,690,258.33	
		1606DR	TEXAS	RITA	41,595,000.00	3,258,682.80	
		1607DR	LOUISIANA	RITA	2,825,000.00	250,681.90	
		1609DR	FLORIDA	WILMA	70,822,000.00	6,587,108.11	
		3213EM	MISSISSIPPI	KATRINA	160,561.11	56,404.93	
		3214EM	ALABAMA	KATRINA			
		3259EM	FLORIDA	RITA	155,000.00	24,459.06	
		3261EM	TEXAS	RITA	5,590,000.00	14,958.43	
		2507-MISSIONS-TA	1603DR	LOUISIANA	KATRINA	7,180,000.00	253,089.98
			1604DR	MISSISSIPPI	KATRINA	243,255.98	122,758.06
			1606DR	TEXAS	RITA	150,000.00	7,204.17
	1607DR		LOUISIANA	RITA	1,000,000.00	57,352.50	
	1609DR		FLORIDA	WILMA	600,000.00	17,025.08	
	2508-MISSIONS-DFA	1603DR	LOUISIANA	KATRINA	2,070,992,000.00	54,901,781.62	
		1604DR	MISSISSIPPI	KATRINA	1,221,755,594.87	115,722,463.36	
		1605DR	ALABAMA	KATRINA	151,000,000.00	51,280,277.46	
		1606DR	TEXAS	RITA	213,350,000.00	244,048.95	
		1607DR	LOUISIANA	RITA	380,500,000.00	50,873,602.12	
		1609DR	FLORIDA	WILMA	222,350,000.00	733,254.46	
		3260EM	LOUISIANA	RITA			
		3261EM	TEXAS	RITA	5,000,000.00		
	25XX-OTHER SERVICES	1603DR	LOUISIANA	KATRINA	500,000.00		
	<b>US ARMY CORPS OF ENGINEERS Total</b>					<b>4,928,267,515.87</b>	<b>351,750,341.20</b>
	MISSISSIPPI, STATE OF	414X-HOUSING & OTHER NEEDS	1604DR	MISSISSIPPI	KATRINA	1,188,273,810.06	1,137,770,753.74
416X-PUBLIC ASSISTANCE		1604DR	MISSISSIPPI	KATRINA	998,686,514.65	499,000,171.78	
4173-HAZARD MITIGATION		1604DR	MISSISSIPPI	KATRINA	5,374,186.00	243,506.00	
CRISIS COUNSELING		1604DR	MISSISSIPPI	KATRINA	2,512,978.00	2,512,978.00	
<b>MISSISSIPPI, STATE OF Total</b>					<b>2,194,847,488.71</b>	<b>1,639,527,409.52</b>	
DEPARTMENT OF DEFENSE	2501-MISSIONS-FOS	1602DR	FLORIDA	KATRINA	100,000.00		
		1603DR	LOUISIANA	KATRINA	270,475,000.00	10,734,231.21	
		1604DR	MISSISSIPPI	KATRINA	770,180,208.70	232,628,212.17	
		1605DR	ALABAMA	KATRINA	2,510,000.00		
		1606DR	TEXAS	RITA	23,100,000.00		
		1607DR	LOUISIANA	RITA			
		1609DR	FLORIDA	WILMA	2,650,000.00		
		3212EM	LOUISIANA	KATRINA	250,000.00		
		3213EM	MISSISSIPPI	KATRINA	10,000.00	8,102.84	
		3214EM	ALABAMA	KATRINA			
		3216EM	TEXAS	KATRINA	20,000.00		
		3259EM	FLORIDA	RITA	255,000.00		
		3260EM	LOUISIANA	RITA			
		3261EM	TEXAS	RITA	11,315,000.00		
		2507-MISSIONS-TA	1603DR	LOUISIANA	KATRINA	271,500.00	

VENDOR ALPHA	PROGRAM NAME	PROG CODE	STATE NAME	EVENT NAME	OBLIGATIONS	EXPENDITURES	
	2508-MISSIONS-DFA	1603DR	LOUISIANA	KATRINA	24,812,000.00		
		1604DR	MISSISSIPPI	KATRINA	54,950,344.86	3,720,734.69	
		1606DR	TEXAS	RITA	2,810,000.00		
		1607DR	LOUISIANA	RITA	11,000,000.00		
		1609DR	FLORIDA	WILMA	900,000.00		
		3216EM	TEXAS	KATRINA			
		3260EM	LOUISIANA	RITA			
	25XX-OTHER SERVICES	1603DR	LOUISIANA	KATRINA	16,082.04		
		1604DR	MISSISSIPPI	KATRINA	313,372.80	117,012.60	
		1605DR	ALABAMA	KATRINA	79,950.24		
	26XX-SUPPLIES & MATERIALS	1603DR	LOUISIANA	KATRINA	149,535,482.19	91,588,158.78	
		1604DR	MISSISSIPPI	KATRINA	90,958,532.13		
		1609DR	FLORIDA	WILMA	70,371,168.00		
	MANUFACTURED HOUSING	1603DR	LOUISIANA	KATRINA	451,276.92		
1604DR		MISSISSIPPI	KATRINA	425,363.40	5,423.76		
1606DR		TEXAS	RITA	79,950.24			
<b>DEPARTMENT OF DEFENSE Total</b>					<b>1,487,840,231.52</b>	<b>338,801,876.05</b>	
TX DEPARTMENT OF PUBLIC SAFETY	414X-HOUSING & OTHER NEEDS	1606DR	TEXAS	RITA	636,014,000.00	500,811,641.04	
	4154-OTHER NEEDS	1606DR	TEXAS	RITA	68,880,000.00	65,137,011.31	
	416X-PUBLIC ASSISTANCE	1606DR	TEXAS	RITA	238,780,046.66	146,014,911.06	
		3216EM	TEXAS	KATRINA	439,314,495.70	351,791,771.36	
		3261EM	TEXAS	RITA	5,078,076.75	4,603,417.83	
	4173-HAZARD MITIGATION	1606DR	TEXAS	RITA	583,932.00	8,733.05	
	CRISIS COUNSELING	1603DR	LOUISIANA	KATRINA	9,638,246.00	4,042,584.00	
		1606DR	TEXAS	RITA	650,742.00		
<b>TX DEPARTMENT OF PUBLIC SAFETY Total</b>					<b>1,398,939,539.11</b>	<b>1,072,410,069.65</b>	
FLORIDA BUREAU OF DISASTER	414X-HOUSING & OTHER NEEDS	1609DR	FLORIDA	WILMA	346,695,000.00	284,865,032.13	
	416X-PUBLIC ASSISTANCE	1602DR	FLORIDA	KATRINA	145,006,373.55	86,525,171.20	
		1609DR	FLORIDA	WILMA	783,475,853.27	367,501,081.55	
		3220EM	FLORIDA	KATRINA	7,845,818.93	224,113.72	
		3259EM	FLORIDA	RITA	8,590,345.63	4,880,410.06	
	CRISIS COUNSELING	1604DR	MISSISSIPPI	KATRINA	3,528,272.00	3,375,437.32	
		1609DR	FLORIDA	WILMA	1,164,961.28	1,164,961.28	
<b>FLORIDA BUREAU OF DISASTER Total</b>					<b>1,296,306,624.66</b>	<b>748,536,207.26</b>	
FLUOR DANIEL INC	2594-INSPECTIONS PA TAC	1602DR	FLORIDA	KATRINA	2,800,000.00	1,564,388.91	
		1603DR	LOUISIANA	KATRINA	54,114,000.00	13,409,978.45	
		1604DR	MISSISSIPPI	KATRINA	28,550,000.00	8,225,403.55	
		1605DR	ALABAMA	KATRINA	570,000.00	123,449.31	
		1606DR	TEXAS	RITA	4,810,000.00	2,815,229.82	
		1607DR	LOUISIANA	RITA	3,852,000.00	562,079.21	
		1609DR	FLORIDA	WILMA	11,645,000.00	3,013,396.64	
		3216EM	TEXAS	KATRINA	2,250,000.00	874,997.94	
		MANUFACTURED HOUSING	1603DR	LOUISIANA	KATRINA	687,114,778.98	225,173,129.41
	1605DR		ALABAMA	KATRINA	1,816,792.00	1,155,968.58	
	1606DR		TEXAS	RITA	4,701,226.00	1,588,504.80	
	1609DR		FLORIDA	WILMA	1,512,583.00		
	<b>FLUOR DANIEL INC Total</b>					<b>803,736,379.98</b>	<b>258,506,526.62</b>
ENVIRONMENTAL PROTECTION AGENCY	2501-MISSIONS-FOS	1602DR	FLORIDA	KATRINA	20,000.00		
		1603DR	LOUISIANA	KATRINA	22,517,000.00		
		1604DR	MISSISSIPPI	KATRINA	2,529,200.00	749,561.82	
		1605DR	ALABAMA	KATRINA	10,000.00	4,164.37	
		1606DR	TEXAS	RITA	10,000.00		
		1609DR	FLORIDA	WILMA	40,000.00	4,264.10	
		3213EM	MISSISSIPPI	KATRINA	10,000.00	6,188.73	
		3214EM	ALABAMA	KATRINA			
		3259EM	FLORIDA	RITA	10,000.00		
		3260EM	LOUISIANA	RITA	25,000.00		
		3261EM	TEXAS	RITA	5,000,000.00		
		2507-MISSIONS-TA	1603DR	LOUISIANA	KATRINA	2,500,000.00	

VENDOR ALPHA	PROGRAM NAME	PROG CODE	STATE NAME	EVENT NAME	OBLIGATIONS	EXPENDITURES
		1604DR	MISSISSIPPI	KATRINA	12,300,000.00	1,543,422.91
		1605DR	ALABAMA	KATRINA	3,000,000.00	114,778.35
		1609DR	FLORIDA	WILMA	100,000.00	3,049.85
	2508-MISSIONS-DFA	3214EM	ALABAMA	KATRINA		
		1603DR	LOUISIANA	KATRINA	197,000,000.00	
		1604DR	MISSISSIPPI	KATRINA	57,000,000.00	6,245,236.65
		1605DR	ALABAMA	KATRINA	27,000,000.00	490,046.97
		1607DR	LOUISIANA	RITA	39,500,000.00	
		1609DR	FLORIDA	WILMA	300,000.00	
	25XX-OTHER SERVICES	1603DR	LOUISIANA	KATRINA	258,065,898.00	
		1607DR	LOUISIANA	RITA	136,276,039.00	
<b>ENVIRONMENTAL PROTECTION AGENCY Total</b>					<b>763,213,137.00</b>	<b>9,160,713.75</b>
GULF STREAM COACH, INC.	22XX-TRANSPORT OF THINGS	1603DR	LOUISIANA	KATRINA	26,319,725.00	12,478,479.00
	MANUFACTURED HOUSING	1603DR	LOUISIANA	KATRINA	100,621,000.00	100,594,054.00
		1604DR	MISSISSIPPI	KATRINA	73,885,500.00	73,530,294.00
		1605DR	ALABAMA	KATRINA	346,871,000.00	340,655,475.00
<b>GULF STREAM COACH, INC. Total</b>					<b>547,697,225.00</b>	<b>527,258,302.00</b>
CORPORATE LODGING CONSULTANTS, INC.	21XX-TRAVEL OF PEOPLE	1604DR	MISSISSIPPI	KATRINA	45,000.00	39,784.85
	25XX-OTHER SERVICES	1603DR	LOUISIANA	KATRINA	227,989,384.00	173,202,081.91
		1604DR	MISSISSIPPI	KATRINA	108,724,206.00	78,138,071.90
		1605DR	ALABAMA	KATRINA	26,102,430.00	18,703,900.07
		1606DR	TEXAS	RITA	90,560,262.00	63,428,228.19
		1607DR	LOUISIANA	RITA	68,772,318.00	41,033,819.38
<b>CORPORATE LODGING CONSULTANTS, INC. Total</b>					<b>522,193,600.00</b>	<b>374,545,886.30</b>
DEPARTMENT OF TRANSPORTATION	21XX-TRAVEL OF PEOPLE	1604DR	MISSISSIPPI	KATRINA		
	2501-MISSIONS-FOS	1602DR	FLORIDA	KATRINA	2,018,500.00	129,912.88
		1603DR	LOUISIANA	KATRINA	71,193,000.00	1,221,691.43
		1604DR	MISSISSIPPI	KATRINA	56,292,000.00	5,985,191.90
		1605DR	ALABAMA	KATRINA	24,057,500.00	6,292.23
		1606DR	TEXAS	RITA	25,331,000.00	1,094,213.32
		1607DR	LOUISIANA	RITA	25,110,000.00	8,112,959.55
		1609DR	FLORIDA	WILMA	20,258,000.00	44,305.88
		3212EM	LOUISIANA	KATRINA	6,120,000.00	80,590.33
		3213EM	MISSISSIPPI	KATRINA	35,000.00	16,073.98
		3214EM	ALABAMA	KATRINA		
		3215EM	ARKANSAS	KATRINA	50,000.00	
		3216EM	TEXAS	KATRINA	650,000.00	
		3259EM	FLORIDA	RITA	10,000.00	
		3261EM	TEXAS	RITA	1,571,000.00	
	2507-MISSIONS-TA	1604DR	MISSISSIPPI	KATRINA	50,000.00	
	2508-MISSIONS-DFA	1603DR	LOUISIANA	KATRINA	256,000,000.00	88,383,897.02
		1604DR	MISSISSIPPI	KATRINA	3,353,213.00	
		1607DR	LOUISIANA	RITA	10,000,000.00	349,761.29
		3215EM	ARKANSAS	KATRINA	500,000.00	
		3216EM	TEXAS	KATRINA	2,500,000.00	1,300,345.66
		3260EM	LOUISIANA	RITA		
<b>DEPARTMENT OF TRANSPORTATION Total</b>					<b>505,099,213.00</b>	<b>106,725,235.47</b>
BECHTEL NATIONAL, INC.	25XX-OTHER SERVICES	1604DR	MISSISSIPPI	KATRINA	8,116,537.50	
	MANUFACTURED HOUSING	1603DR	LOUISIANA	KATRINA	1,117,125.00	
		1604DR	MISSISSIPPI	KATRINA	457,036,211.00	326,878,570.32
<b>BECHTEL NATIONAL, INC. Total</b>					<b>466,269,873.50</b>	<b>326,878,570.32</b>
US COAST GUARD	2501-MISSIONS-FOS	1602DR	FLORIDA	KATRINA	1.00	
		1603DR	LOUISIANA	KATRINA	3,275,000.00	
		1604DR	MISSISSIPPI	KATRINA	13,970,000.00	44,415.83
		1605DR	ALABAMA	KATRINA	2,275,000.00	147,241.63
		1606DR	TEXAS	RITA	100,000.00	
		1609DR	FLORIDA	WILMA	50,000.00	
		3214EM	ALABAMA	KATRINA		

VENDOR ALPHA	PROGRAM NAME	PROG CODE	STATE NAME	EVENT NAME	OBLIGATIONS	EXPENDITURES
		3259EM	FLORIDA	RITA	16,000.00	
		3260EM	LOUISIANA	RITA	25,000.00	
		3261EM	TEXAS	RITA	200,000.00	
	2507-MISSIONS-TA	1603DR	LOUISIANA	KATRINA	37,500.00	
	2508-MISSIONS-DFA	1603DR	LOUISIANA	KATRINA	165,000,000.00	11,162,253.86
		1604DR	MISSISSIPPI	KATRINA	231,000,000.00	
		1605DR	ALABAMA	KATRINA		
		1606DR	TEXAS	RITA	8,000,000.00	
		1607DR	LOUISIANA	RITA	18,400,000.00	
		1609DR	FLORIDA	WILMA	70,000.00	
<b>US COAST GUARD Total</b>					<b>442,418,501.00</b>	<b>11,353,911.32</b>
SHAW ENVIRONMENTAL & INFRASTRUCTURE	MANUFACTURED HOUSING	1603DR	LOUISIANA	KATRINA	383,875,331.50	207,276,714.38
		1604DR	MISSISSIPPI	KATRINA	2,756,363.00	1,446,033.17
		1605DR	ALABAMA	KATRINA	9,949,690.00	4,561,870.97
		1606DR	TEXAS	RITA	20,528,590.00	15,302,983.62
		1607DR	LOUISIANA	RITA	1,503,895.00	1,257,645.11
<b>SHAW ENVIRONMENTAL &amp; INFRASTRUCTURE Total</b>					<b>418,613,869.50</b>	<b>229,845,247.25</b>
USDA FOREST SERVICE	2501-MISSIONS-FOS	1602DR	FLORIDA	KATRINA	735,000.00	
		1603DR	LOUISIANA	KATRINA	139,776,000.00	
		1604DR	MISSISSIPPI	KATRINA	8,607,000.00	
		1605DR	ALABAMA	KATRINA	1,280,000.00	
		1606DR	TEXAS	RITA	124,330,000.00	
		1609DR	FLORIDA	WILMA	5,910,000.00	
		3213EM	MISSISSIPPI	KATRINA	80,288.00	
		3214EM	ALABAMA	KATRINA		
		3216EM	TEXAS	KATRINA	5,000.00	
		3217EM	TENNESSEE	KATRINA		
		3218EM	GEORGIA	KATRINA		
		3222EM	NORTH CAROLINA	KATRINA		
		3231EM	KENTUCKY	KATRINA		
		3233EM	SOUTH CAROLINA	KATRINA		
		3241EM	ARIZONA	KATRINA	2,000,000.00	180.91
		3259EM	FLORIDA	RITA	740,000.00	
		3261EM	TEXAS	RITA	21,155,000.00	
	2507-MISSIONS-TA	1602DR	FLORIDA	KATRINA	10,000.00	
		1604DR	MISSISSIPPI	KATRINA	62,500.00	
	2508-MISSIONS-DFA	1603DR	LOUISIANA	KATRINA	10,000,000.00	
		1604DR	MISSISSIPPI	KATRINA	6,700,000.00	631.44
		1606DR	TEXAS	RITA	650,000.00	
		1607DR	LOUISIANA	RITA	40,500,000.00	
		3216EM	TEXAS	KATRINA	22,500,000.00	
<b>USDA FOREST SERVICE Total</b>					<b>385,040,788.00</b>	<b>812.35</b>
MORGAN BUILDINGS & SPAS, INC.	25XX-OTHER SERVICES	1606DR	TEXAS	RITA	14,996.00	14,996.00
	31XX-EQUIPMENT	1603DR	LOUISIANA	KATRINA	125,000.00	125,000.00
	MANUFACTURED HOUSING	1603DR	LOUISIANA	KATRINA	114,362,394.00	70,699,293.70
		1604DR	MISSISSIPPI	KATRINA	26,122,500.00	26,122,500.00
		1605DR	ALABAMA	KATRINA	231,700,000.00	231,700,000.00
<b>MORGAN BUILDINGS &amp; SPAS, INC. Total</b>					<b>372,324,890.00</b>	<b>328,661,789.70</b>
US DEPARTMENT OF LABOR	2501-MISSIONS-FOS	1603DR	LOUISIANA	KATRINA		
		1604DR	MISSISSIPPI	KATRINA	325,000.00	17,938.44
	2503-UNEMPLOYMENT	1603DR	LOUISIANA	KATRINA	256,039,802.00	256,039,802.00
		1604DR	MISSISSIPPI	KATRINA	72,450,000.00	72,450,000.00
		1605DR	ALABAMA	KATRINA	1,372,364.00	1,372,364.00
		1606DR	TEXAS	RITA	6,529,529.00	6,529,529.00
		1607DR	LOUISIANA	RITA	11,309,413.00	11,309,413.00
		1609DR	FLORIDA	WILMA	5,770,125.00	5,770,125.00
<b>US DEPARTMENT OF LABOR Total</b>					<b>353,796,233.00</b>	<b>353,489,171.44</b>
PRECISION HOMES	MANUFACTURED HOUSING	1603DR	LOUISIANA	KATRINA	125,000,000.00	125,000,000.00

VENDOR ALPHA	PROGRAM NAME	PROG CODE	STATE NAME	EVENT NAME	OBLIGATIONS	EXPENDITURES
		1605DR	ALABAMA	KATRINA	162,515,000.00	155,878,481.99
<b>PRECISION HOMES Total</b>					<b>287,515,000.00</b>	<b>280,878,481.99</b>
AMERICAN RED CROSS	2501-MISSIONS-FOS	1603DR	LOUISIANA	KATRINA	50,000.00	11,159.43
		1606DR	TEXAS	RITA	30,000.00	
		3232EM	MISSOURI	KATRINA	5,000.00	
		3261EM	TEXAS	RITA	10,000.00	
	25XX-OTHER SERVICES	1603DR	LOUISIANA	KATRINA	125,400,000.00	110,000,000.00
		1604DR	MISSISSIPPI	KATRINA	59,850,000.00	52,500,000.00
		1605DR	ALABAMA	KATRINA	14,250,000.00	12,500,000.00
		1606DR	TEXAS	RITA	48,450,000.00	41,437,014.20
		1607DR	LOUISIANA	RITA	37,050,000.00	32,500,000.00
	31XX-EQUIPMENT	1604DR	MISSISSIPPI	KATRINA	199,800.00	
<b>AMERICAN RED CROSS Total</b>					<b>285,294,800.00</b>	<b>248,948,173.63</b>
DEPARTMENT OF HEALTH AND HUMAN SERVICES	2501-MISSIONS-FOS	1602DR	FLORIDA	KATRINA	365,000.00	
		1603DR	LOUISIANA	KATRINA	515,000.00	
		1604DR	MISSISSIPPI	KATRINA	2,695,000.00	
		1605DR	ALABAMA	KATRINA	50,000.00	
		1606DR	TEXAS	RITA	23,000,000.00	
		1609DR	FLORIDA	WILMA	1,230,000.00	
		3213EM	MISSISSIPPI	KATRINA	50,000.00	
		3214EM	ALABAMA	KATRINA		
		3215EM	ARKANSAS	KATRINA	10,000.00	
		3216EM	TEXAS	KATRINA	80,000.00	
		3217EM	TENNESSEE	KATRINA	2,000.00	
		3218EM	GEORGIA	KATRINA	52,000.00	
		3222EM	NORTH CAROLINA	KATRINA	2,000.00	
		3231EM	KENTUCKY	KATRINA	2,000.00	
		3233EM	SOUTH CAROLINA	KATRINA	2,000.00	
		3259EM	FLORIDA	RITA	10,000.00	
		3261EM	TEXAS	RITA	40,180,000.00	
	2507-MISSIONS-TA	1603DR	LOUISIANA	KATRINA	30,000.00	
		1604DR	MISSISSIPPI	KATRINA	682,300.00	
		3217EM	TENNESSEE	KATRINA	5,000.00	
	2508-MISSIONS-DFA	1603DR	LOUISIANA	KATRINA	78,150,000.00	
		1604DR	MISSISSIPPI	KATRINA	64,895,500.00	
		1605DR	ALABAMA	KATRINA		
		1607DR	LOUISIANA	RITA	20,100,000.00	
		1609DR	FLORIDA	WILMA	8,165,000.00	
		3215EM	ARKANSAS	KATRINA	3,000,000.00	
		3216EM	TEXAS	KATRINA	10,050,000.00	
		3237EM	ALABAMA	KATRINA	1,000,000.00	
		3260EM	LOUISIANA	RITA		
	25XX-OTHER SERVICES	1604DR	MISSISSIPPI	KATRINA	2,909,940.00	1,502,345.68
		1605DR	ALABAMA	KATRINA	205,500.00	
		1606DR	TEXAS	RITA	400,000.00	
		1609DR	FLORIDA	WILMA	10,000.00	
	26XX-SUPPLIES & MATERIALS	1604DR	MISSISSIPPI	KATRINA	3,050,000.00	2,551,115.88
	CRISIS COUNSELING	1604DR	MISSISSIPPI	KATRINA	6,658,389.00	6,658,389.00
		1605DR	ALABAMA	KATRINA	488,246.00	488,246.00
		1606DR	TEXAS	RITA	1,546,988.00	
		1609DR	FLORIDA	WILMA	3,246,808.00	3,246,808.00
<b>DEPARTMENT OF HEALTH AND HUMAN SERVICES Total</b>					<b>272,838,671.00</b>	<b>14,446,904.56</b>
CH2M HILL CONSTRUCTORS, INC.	2507-MISSIONS-TA	1604DR	MISSISSIPPI	KATRINA		
	2592-INSPECTIONS IHP/IFG	1604DR	MISSISSIPPI	KATRINA	1,665,499.84	191,922.91
	MANUFACTURED HOUSING	1603DR	LOUISIANA	KATRINA	147,639,271.58	60,764,329.07
		1604DR	MISSISSIPPI	KATRINA	38,147,852.34	29,209,862.36
		1605DR	ALABAMA	KATRINA	24,737,734.81	20,033,869.84
		1606DR	TEXAS	RITA	25,359,685.09	14,563,339.71

VENDOR ALPHA	PROGRAM NAME	PROG CODE	STATE NAME	EVENT NAME	OBLIGATIONS	EXPENDITURES
<b>CH2M HILL CONSTRUCTORS, INC. Total</b>					<b>237,550,043.66</b>	<b>124,763,323.89</b>
AL EMERGENCY MANAGEMENT AGENCY	414X-HOUSING & OTHER NEEDS	1605DR	ALABAMA	KATRINA	120,669,783.12	117,028,088.15
	416X-PUBLIC ASSISTANCE	1605DR	ALABAMA	KATRINA	97,158,229.28	67,540,677.33
		3237EM	ALABAMA	KATRINA	1,962,221.65	1,035,972.70
	CRISIS COUNSELING	1605DR	ALABAMA	KATRINA	3,851,188.00	1,492,761.07
<b>AL EMERGENCY MANAGEMENT AGENCY Total</b>					<b>223,641,422.05</b>	<b>187,097,499.25</b>
FEDERAL PROTECTIVE SERVICE/DHS	2501-MISSIONS-FOS	1603DR	LOUISIANA	KATRINA	132,651,820.00	619,180.47
		1604DR	MISSISSIPPI	KATRINA	28,452,766.73	252,566.50
		1605DR	ALABAMA	KATRINA	5,452,500.00	54,484.91
		1606DR	TEXAS	RITA	6,760,000.00	
		1607DR	LOUISIANA	RITA	5,000,000.00	
		1609DR	FLORIDA	WILMA	30,371,511.90	
		3213EM	MISSISSIPPI	KATRINA	188,608.00	
		3214EM	ALABAMA	KATRINA	31,478.00	
		3215EM	ARKANSAS	KATRINA	345,000.00	
		3216EM	TEXAS	KATRINA	6,000,000.00	
		3259EM	FLORIDA	RITA	10,000.00	
		3260EM	LOUISIANA	RITA	125,000.00	
		3261EM	TEXAS	RITA	100,000.00	
	2507-MISSIONS-TA	1603DR	LOUISIANA	KATRINA		
	2508-MISSIONS-DFA	1603DR	LOUISIANA	KATRINA		
		1604DR	MISSISSIPPI	KATRINA	700,000.00	35,231.08
		1609DR	FLORIDA	WILMA	150,000.00	
		3260EM	LOUISIANA	RITA	100,000.00	
	25XX-OTHER SERVICES	1602DR	FLORIDA	KATRINA	5,616,000.00	
		1605DR	ALABAMA	KATRINA	70,272.00	
<b>FEDERAL PROTECTIVE SERVICE/DHS Total</b>					<b>222,124,956.63</b>	<b>961,462.96</b>
GENERAL SERVICES ADMINISTRATION	21XX-TRAVEL OF PEOPLE	1604DR	MISSISSIPPI	KATRINA	32,208.00	
	22XX-TRANSPORT OF THINGS	1602DR	FLORIDA	KATRINA	20,000.00	2,612.05
		1603DR	LOUISIANA	KATRINA	4,240,000.00	88,559.68
		1604DR	MISSISSIPPI	KATRINA	640,000.00	104,139.20
		1605DR	ALABAMA	KATRINA	401,600.00	15,401.76
		1606DR	TEXAS	RITA	80,000.00	
		1607DR	LOUISIANA	RITA	2,000.00	
		1609DR	FLORIDA	WILMA	400,000.00	
		3215EM	ARKANSAS	KATRINA	25.38	
		3216EM	TEXAS	KATRINA	4,446.27	
		3224EM	COLORADO	KATRINA	16.21	
	23XX-RENT, COMM, UTILITIES	1602DR	FLORIDA	KATRINA	300,000.00	300,000.00
		1603DR	LOUISIANA	KATRINA	5,294,706.00	4,657,456.00
		1604DR	MISSISSIPPI	KATRINA	7,744,451.00	2,379,451.00
		1605DR	ALABAMA	KATRINA	643,984.00	643,983.97
		1606DR	TEXAS	RITA	2,289,430.00	2,289,430.00
		1607DR	LOUISIANA	RITA	1,403,062.00	1,403,062.00
		1609DR	FLORIDA	WILMA	100,000.00	100,000.00
		3214EM	ALABAMA	KATRINA	30,000.00	30,000.00
	2501-MISSIONS-FOS	1602DR	FLORIDA	KATRINA	165,000.00	
		1603DR	LOUISIANA	KATRINA	6,705,000.00	167,245.49
		1604DR	MISSISSIPPI	KATRINA	62,483,268.36	210,048.54
		1605DR	ALABAMA	KATRINA	11,333,000.00	
		1606DR	TEXAS	RITA	370,000.00	
		1607DR	LOUISIANA	RITA	5,502,685.00	
		1609DR	FLORIDA	WILMA	170,000.00	3,334.32
		3212EM	LOUISIANA	KATRINA		
		3213EM	MISSISSIPPI	KATRINA	1,770,000.00	2,000.80
		3214EM	ALABAMA	KATRINA		
		3215EM	ARKANSAS	KATRINA	60,000.00	7,451.56
		3216EM	TEXAS	KATRINA	285,000.00	7,872.19

VENDOR ALPHA	PROGRAM NAME	PROG CODE	STATE NAME	EVENT NAME	OBLIGATIONS	EXPENDITURES	
		3224EM	COLORADO	KATRINA			
		3259EM	FLORIDA	RITA	10,000.00		
		3261EM	TEXAS	RITA	520,000.00		
	2508-MISSIONS-DFA	1603DR	LOUISIANA	KATRINA		1,000,000.00	
		1604DR	MISSISSIPPI	KATRINA			
		1609DR	FLORIDA	WILMA			
		3212EM	LOUISIANA	KATRINA		1,500,000.00	
		3223EM	UTAH	KATRINA		5,000.00	
	25XX-OTHER SERVICES	1603DR	LOUISIANA	KATRINA		8,509,000.00	1,603,527.06
			1604DR	MISSISSIPPI	KATRINA		53,360,859.15
1605DR			ALABAMA	KATRINA		146,000.00	
1609DR			FLORIDA	WILMA		5,128,000.00	34,024.00
26XX-SUPPLIES & MATERIALS		1603DR	LOUISIANA	KATRINA		1,053.45	
		1604DR	MISSISSIPPI	KATRINA		60,000.00	
<b>GENERAL SERVICES ADMINISTRATION Total</b>					<b>182,709,794.82</b>	<b>16,629,189.84</b>	
CLEARBROOK LLC	23XX-RENT, COMM, UTILITIES	1603DR	LOUISIANA	KATRINA	21,724,500.00	19,882,299.83	
	25XX-OTHER SERVICES	1603DR	LOUISIANA	KATRINA	40,156,240.00	4,825,063.81	
	26XX-SUPPLIES & MATERIALS	1607DR	LOUISIANA	RITA	8,390,250.00	8,189,240.40	
	31XX-EQUIPMENT	1603DR	LOUISIANA	KATRINA	8,289,596.00	7,800,560.00	
	32XX-LAND & STRUCTURES	1603DR	LOUISIANA	KATRINA	4,559,846.00	930,848.00	
	MANUFACTURED HOUSING	1603DR	LOUISIANA	KATRINA	97,306,980.00	97,264,868.00	
<b>CLEARBROOK LLC Total</b>					<b>180,427,412.00</b>	<b>138,892,880.04</b>	
GBL'S	22XX-TRANSPORT OF THINGS	1602DR	FLORIDA	KATRINA	500,000.00	34,873.16	
		1603DR	LOUISIANA	KATRINA	106,000,000.00	77,739,964.62	
		1604DR	MISSISSIPPI	KATRINA	26,030,000.00	19,187,248.69	
		1605DR	ALABAMA	KATRINA	10,040,000.00	3,880,889.81	
		1606DR	TEXAS	RITA	2,250,000.00	1,518,357.21	
		1607DR	LOUISIANA	RITA	200,000.00	127,093.76	
		1609DR	FLORIDA	WILMA	10,000,000.00	2,193,235.67	
	25XX-OTHER SERVICES	1603DR	LOUISIANA	KATRINA	2,500.00		
<b>GBL'S Total</b>					<b>155,022,500.00</b>	<b>104,681,662.92</b>	
FEMA GROUP TRAVEL	21XX-TRAVEL OF PEOPLE	1602DR	FLORIDA	KATRINA	2,064,000.00	1,712,369.22	
		1603DR	LOUISIANA	KATRINA	46,829,876.09	42,266,633.91	
		1604DR	MISSISSIPPI	KATRINA	45,045,571.25	29,349,036.81	
		1605DR	ALABAMA	KATRINA	10,893,039.71	8,811,063.38	
		1606DR	TEXAS	RITA	21,058,977.04	19,916,959.05	
		1607DR	LOUISIANA	RITA	2,138,157.96	1,970,700.37	
		1609DR	FLORIDA	WILMA	11,604,650.00	11,201,792.09	
		3212EM	LOUISIANA	KATRINA	5,559.37	5,559.37	
		3215EM	ARKANSAS	KATRINA	1,492,159.85	1,401,515.34	
		3216EM	TEXAS	KATRINA	3,076,322.65	2,814,540.41	
		3217EM	TENNESSEE	KATRINA	70,000.00	67,982.84	
		3218EM	GEORGIA	KATRINA	40,000.00	767.15	
		3219EM	OKLAHOMA	KATRINA	88,459.16	74,081.45	
		3221EM	WEST VIRGINIA	KATRINA	26,021.70	26,021.70	
		3223EM	UTAH	KATRINA	74,189.00	24,039.30	
		3224EM	COLORADO	KATRINA	107,487.74	89,758.98	
		3225EM	MICHIGAN	KATRINA	172,500.00	100,831.44	
		3226EM	DISTRICT OF COLUMBIA	KATRINA	39,626.97	38,622.50	
		3227EM	WASHINGTON	KATRINA	89,497.12	67,954.68	
		3228EM	OREGON	KATRINA	20,421.63	13,458.82	
		3229EM	NEW MEXICO	KATRINA	44,429.60	40,759.31	
		3230EM	ILLINOIS	KATRINA	20,630.40	13,398.70	
		3231EM	KENTUCKY	KATRINA	20,000.00	7,960.79	
		3232EM	MISSOURI	KATRINA	213,804.50	201,660.10	
		3233EM	SOUTH CAROLINA	KATRINA	55,000.00	40,089.27	
		3234EM	SOUTH DAKOTA	KATRINA	58,872.00	5,135.36	
		3235EM	PENNSYLVANIA	KATRINA	86,137.76	78,137.76	

VENDOR ALPHA	PROGRAM NAME	PROG CODE	STATE NAME	EVENT NAME	OBLIGATIONS	EXPENDITURES
		3236EM	KANSAS	KATRINA	186.90	186.90
		3238EM	INDIANA	KATRINA		
		3239EM	IOWA	KATRINA	4,927.66	4,927.66
		3240EM	VIRGINIA	KATRINA	7,659.06	7,659.06
		3241EM	ARIZONA	KATRINA	210,658.39	120,385.08
		3242EM	MINNESOTA	KATRINA		
		3243EM	NEVADA	KATRINA	230,576.83	140,480.29
		3244EM	IDAHO	KATRINA	3,603.26	3,603.26
		3245EM	NEBRASKA	KATRINA	1,301.61	1,301.61
		3246EM	CONNECTICUT	KATRINA	19,927.66	6,209.38
		3247EM	NORTH DAKOTA	KATRINA	62,001.15	15,492.46
		3248EM	CALIFORNIA	KATRINA	371,362.04	259,956.61
		3249EM	WISCONSIN	KATRINA		
		3250EM	OHIO	KATRINA		
		3251EM	MARYLAND	KATRINA	52,711.86	52,711.86
		3252EM	MASSACHUSETTS	KATRINA	85,165.65	72,858.38
		3253EM	MONTANA	KATRINA	53,459.07	4,524.11
		3255EM	RHODE ISLAND	KATRINA	13,791.99	7,916.15
		3256EM	MAINE	KATRINA	6,000.00	
		3257EM	NEW JERSEY	KATRINA	2,366.13	1,263.90
		3258EM	NEW HAMPSHIRE	KATRINA	6,000.00	91.71
		3259EM	FLORIDA	RITA	80,000.00	25,059.98
		3261EM	TEXAS	RITA	13,237.61	13,237.61
		3262EM	NEW YORK	KATRINA	68,300.00	61,821.53
		3263EM	DELAWARE	KATRINA	379.32	379.32
	MANUFACTURED HOUSING	1603DR	LOUISIANA	KATRINA	108,000.00	
<b>FEMA GROUP TRAVEL Total</b>					<b>146,837,007.69</b>	<b>121,140,896.96</b>
CMH MANUFACTURING, INC.	MANUFACTURED HOUSING	1603DR	LOUISIANA	KATRINA	69,790,000.00	43,683,045.00
		1604DR	MISSISSIPPI	KATRINA	69,177,578.79	69,174,578.79
<b>CMH MANUFACTURING, INC. Total</b>					<b>138,967,578.79</b>	<b>112,857,623.79</b>
PARTNERSHIP FOR RESPONSE & RECOVERY	2592-INSPECTIONS IHP/IFG	1603DR	LOUISIANA	KATRINA	49,237,570.40	34,313,274.14
		1604DR	MISSISSIPPI	KATRINA	48,518,439.84	35,805,525.04
		1606DR	TEXAS	RITA	495,566.55	495,566.55
		1607DR	LOUISIANA	RITA	14,211,750.00	10,503,863.82
		1609DR	FLORIDA	WILMA	24,363,000.00	19,946,637.78
	25XX-OTHER SERVICES	1603DR	LOUISIANA	KATRINA		
<b>PARTNERSHIP FOR RESPONSE &amp; RECOVERY Total</b>					<b>136,826,326.79</b>	<b>101,064,867.33</b>
NORTH AMERICAN CATASTROPHE SVCS INC	MANUFACTURED HOUSING	1603DR	LOUISIANA	KATRINA	69,609,249.64	67,961,927.93
		1605DR	ALABAMA	KATRINA	53,989,838.00	50,478,060.00
		1609DR	FLORIDA	WILMA	4,194,556.00	4,194,556.00
<b>NORTH AMERICAN CATASTROPHE SVCS INC Total</b>					<b>127,793,643.64</b>	<b>122,634,543.99</b>
BOURGET'S OF THE SOUTH, LLC	MANUFACTURED HOUSING	1603DR	LOUISIANA	KATRINA	7,355,005.60	7,355,005.60
		1605DR	ALABAMA	KATRINA	112,144,650.00	112,144,650.00
<b>BOURGET'S OF THE SOUTH, LLC Total</b>					<b>119,499,655.60</b>	<b>119,499,655.60</b>
NISTC	2594-INSPECTIONS PA TAC	1602DR	FLORIDA	KATRINA	4,024,400.00	3,077,384.59
		1603DR	LOUISIANA	KATRINA	63,045,200.00	20,473,763.30
		1604DR	MISSISSIPPI	KATRINA	31,460,300.00	10,693,600.23
		1605DR	ALABAMA	KATRINA	878,600.00	534,785.89
		1606DR	TEXAS	RITA	3,729,300.00	1,062,078.30
		1609DR	FLORIDA	WILMA	12,526,800.00	2,907,366.80
		3240EM	VIRGINIA	KATRINA	339,100.00	109,833.64
<b>NISTC Total</b>					<b>116,003,700.00</b>	<b>38,858,812.75</b>
ALLTECH	2592-INSPECTIONS IHP/IFG	1603DR	LOUISIANA	KATRINA	37,059,872.96	29,026,668.65
		1605DR	ALABAMA	KATRINA	8,123,500.00	7,016,193.10
		1606DR	TEXAS	RITA	37,166,430.64	25,421,459.35
		1607DR	LOUISIANA	RITA	13,293,000.00	9,612,242.15
		1609DR	FLORIDA	WILMA	18,066,256.00	16,700,519.69
<b>ALLTECH Total</b>					<b>113,709,059.60</b>	<b>87,777,082.94</b>



VENDOR ALPHA	PROGRAM NAME	PROG CODE	STATE NAME	EVENT NAME	OBLIGATIONS	EXPENDITURES
EMERGENCY RESPONSE PROG MANAGEMENT	2594-INSPECTIONS PA TAC	1602DR	FLORIDA	KATRINA	1,360,000.00	1,342,582.87
		1603DR	LOUISIANA	KATRINA	72,644,200.00	36,888,424.60
		1604DR	MISSISSIPPI	KATRINA	21,111,400.00	11,412,134.20
		1606DR	TEXAS	RITA	3,391,100.00	1,901,918.67
		1609DR	FLORIDA	WILMA	11,123,500.00	4,967,357.82
		3215EM	ARKANSAS	KATRINA	1,583,900.00	883,085.90
		3216EM	TEXAS	KATRINA	1,954,900.00	1,129,262.71
		3229EM	NEW MEXICO	KATRINA	139,800.00	79,467.18
<b>EMERGENCY RESPONSE PROG MANAGEMENT Total</b>					<b>113,308,800.00</b>	<b>58,604,233.95</b>
AMERICOLD LOGISTICS LLC	22XX-TRANSPORT OF THINGS	1603DR	LOUISIANA	KATRINA	6,000,000.00	6,000,000.00
		1604DR	MISSISSIPPI	KATRINA	25,168,506.58	25,000,000.00
	25XX-OTHER SERVICES	1603DR	LOUISIANA	KATRINA	8,500,000.00	6,467,447.98
		1604DR	MISSISSIPPI	KATRINA	50,000,000.00	49,965,288.41
<b>AMERICOLD LOGISTICS LLC Total</b>					<b>89,668,506.58</b>	<b>87,432,736.39</b>
HOUSING & URBAN DEVELOPMENT	2501-MISSIONS-FOS	1603DR	LOUISIANA	KATRINA	3,695,000.00	872,237.57
		1604DR	MISSISSIPPI	KATRINA	150,000.00	2,680.00
		1605DR	ALABAMA	KATRINA		
		1606DR	TEXAS	RITA	120,000.00	
		3216EM	TEXAS	KATRINA	100,000.00	
	2508-MISSIONS-DFA	1603DR	LOUISIANA	KATRINA	79,000,000.00	31,556,792.00
<b>HOUSING &amp; URBAN DEVELOPMENT Total</b>					<b>83,065,000.00</b>	<b>32,431,709.57</b>
CHAMPION HOME BUILDERS CO	MANUFACTURED HOUSING	1603DR	LOUISIANA	KATRINA	80,759,579.79	70,400,027.50
<b>CHAMPION HOME BUILDERS CO Total</b>					<b>80,759,579.79</b>	<b>70,400,027.50</b>
US BANK	21XX-TRAVEL OF PEOPLE	1603DR	LOUISIANA	KATRINA	38,950.00	17,178.58
		1604DR	MISSISSIPPI	KATRINA	43,898.90	3,226.41
		1605DR	ALABAMA	KATRINA	30,000.00	3,561.05
		1606DR	TEXAS	RITA	400,000.00	
		1607DR	LOUISIANA	RITA	30,000.00	19,813.91
		1609DR	FLORIDA	WILMA	51,000.00	503.57
		3215EM	ARKANSAS	KATRINA	1,000.00	
	22XX-TRANSPORT OF THINGS	1602DR	FLORIDA	KATRINA	5,000.00	140.00
		1603DR	LOUISIANA	KATRINA	40,560.43	100.00
		1604DR	MISSISSIPPI	KATRINA	6,100.00	696.00
		1605DR	ALABAMA	KATRINA	500.00	431.00
		1606DR	TEXAS	RITA	25,000.00	1,199.35
		1609DR	FLORIDA	WILMA		
		3215EM	ARKANSAS	KATRINA	8,600.00	2,420.00
		3216EM	TEXAS	KATRINA	10,000.00	1,950.60
	23XX-RENT, COMM, UTILITIES	1602DR	FLORIDA	KATRINA	1,600.00	
		1603DR	LOUISIANA	KATRINA	1,509,690.00	329,868.15
		1604DR	MISSISSIPPI	KATRINA	313,596.79	139,813.11
		1605DR	ALABAMA	KATRINA	39,000.00	21,505.00
		1606DR	TEXAS	RITA	78,000.00	18,954.74
		1607DR	LOUISIANA	RITA	506,400.00	1,400.00
		1609DR	FLORIDA	WILMA	45,459.00	10,645.84
		3215EM	ARKANSAS	KATRINA	7,391.50	2,791.50
		3216EM	TEXAS	KATRINA	8,787.50	4,546.11
		3219EM	OKLAHOMA	KATRINA		
		3229EM	NEW MEXICO	KATRINA		
		3261EM	TEXAS	RITA	50,000.00	4,733.42
	24XX-PRINT & REPRO	1602DR	FLORIDA	KATRINA	10,500.00	
		1603DR	LOUISIANA	KATRINA	461,724.38	23,661.29
		1604DR	MISSISSIPPI	KATRINA	800,525.05	317,539.62
		1605DR	ALABAMA	KATRINA	183,392.00	77,876.27
		1606DR	TEXAS	RITA	337,022.26	149,894.05
		1607DR	LOUISIANA	RITA	234,000.00	70,883.02
		1609DR	FLORIDA	WILMA	88,321.80	31,576.95
		3215EM	ARKANSAS	KATRINA	2,779.05	2,234.46

VENDOR ALPHA	PROGRAM NAME	PROG CODE	STATE NAME	EVENT NAME	OBLIGATIONS	EXPENDITURES		
	25XX-OTHER SERVICES	3216EM	TEXAS	KATRINA	31,554.44	23,596.04		
		3219EM	OKLAHOMA	KATRINA	755.65	755.65		
		3229EM	NEW MEXICO	KATRINA	36.64	36.64		
		3261EM	TEXAS	RITA	20,000.00	20,000.00		
		1602DR	FLORIDA	KATRINA	10,000.00	4,304.18		
		1603DR	LOUISIANA	KATRINA	3,423,853.88	1,311,619.47		
		1604DR	MISSISSIPPI	KATRINA	1,204,033.82	707,608.31		
		1605DR	ALABAMA	KATRINA	162,699.81	49,118.87		
		1606DR	TEXAS	RITA	290,641.87	102,620.45		
		1607DR	LOUISIANA	RITA	872,162.58	30,693.51		
		1609DR	FLORIDA	WILMA	146,657.46	29,675.99		
		3215EM	ARKANSAS	KATRINA	2,795.00	1,125.00		
		3216EM	TEXAS	KATRINA	15,425.96	11,537.29		
		3219EM	OKLAHOMA	KATRINA				
		3229EM	NEW MEXICO	KATRINA				
			26XX-SUPPLIES & MATERIALS	3261EM	TEXAS	RITA	50,000.00	590.39
				1602DR	FLORIDA	KATRINA	77,560.70	37,991.05
1603DR	LOUISIANA			KATRINA	20,528,077.48	6,441,576.73		
1604DR	MISSISSIPPI			KATRINA	9,053,173.27	5,309,893.33		
1605DR	ALABAMA			KATRINA	2,985,987.07	1,865,315.76		
1606DR	TEXAS			RITA	1,901,442.59	733,307.16		
1607DR	LOUISIANA			RITA	7,069,616.44	2,798,252.15		
1609DR	FLORIDA			WILMA	827,622.85	426,646.87		
3212EM	LOUISIANA			KATRINA	2,000.00	1,284.11		
3215EM	ARKANSAS			KATRINA	74,640.53	47,022.12		
3216EM	TEXAS			KATRINA	271,829.53	197,038.79		
3219EM	OKLAHOMA			KATRINA				
3221EM	WEST VIRGINIA			KATRINA	94.45	94.45		
3223EM	UTAH			KATRINA	4,000.00			
3224EM	COLORADO			KATRINA	4,000.00	1,729.21		
3225EM	MICHIGAN			KATRINA	2,000.00	711.67		
3227EM	WASHINGTON			KATRINA	112.64	112.64		
3229EM	NEW MEXICO		KATRINA	115.74	15.74			
3232EM	MISSOURI		KATRINA	5,000.00	4,166.35			
3261EM	TEXAS		RITA	135,500.00	22,851.20			
31XX-EQUIPMENT	1602DR		FLORIDA	KATRINA	89,500.00	26,622.00		
	1603DR		LOUISIANA	KATRINA	7,735,918.03	2,673,122.69		
	1604DR		MISSISSIPPI	KATRINA	5,754,476.98	4,125,418.40		
	1605DR		ALABAMA	KATRINA	917,178.92	551,539.47		
	1606DR		TEXAS	RITA	479,257.05	95,237.66		
	1607DR		LOUISIANA	RITA	1,776,743.79	53,347.55		
	1609DR		FLORIDA	WILMA	160,500.00	31,889.43		
	3215EM		ARKANSAS	KATRINA	16,354.02	8,816.91		
	3216EM		TEXAS	KATRINA	113,301.90	90,591.92		
	3219EM		OKLAHOMA	KATRINA				
	3229EM		NEW MEXICO	KATRINA				
	3261EM		TEXAS	RITA	90,000.00	38,375.82		
	MANUFACTURED HOUSING		1603DR	LOUISIANA	KATRINA	50,000.00	37,369.51	
		1604DR	MISSISSIPPI	KATRINA	16,500.00	16,500.00		
		1607DR	LOUISIANA	RITA				
	<b>US BANK Total</b>					<b>71,741,919.75</b>	<b>29,189,266.48</b>	
CUSTOMS AND BORDER PROTECTION	2501-MISSIONS-FOS	1602DR	FLORIDA	KATRINA	11,447,424.00	6,226,283.63		
		1603DR	LOUISIANA	KATRINA	28,410,525.00			
		1604DR	MISSISSIPPI	KATRINA	8,517,200.00	266,152.45		
		3216EM	TEXAS	KATRINA	500,000.00			
		3261EM	TEXAS	RITA	12,000,000.00			
	2508-MISSIONS-DFA	1604DR	MISSISSIPPI	KATRINA				
	26XX-SUPPLIES & MATERIALS	1604DR	MISSISSIPPI	KATRINA	302,730.00	302,730.00		

VENDOR ALPHA	PROGRAM NAME	PROG CODE	STATE NAME	EVENT NAME	OBLIGATIONS	EXPENDITURES
<b>CUSTOMS AND BORDER PROTECTION Total</b>					<b>61,177,879.00</b>	<b>6,795,166.08</b>
U S DEPARTMENT OF JUSTICE	2501-MISSIONS-FOS	1603DR	LOUISIANA	KATRINA	2,764,600.00	
		1604DR	MISSISSIPPI	KATRINA	2,535,000.00	
		1609DR	FLORIDA	WILMA	45,000.00	
	2507-MISSIONS-TA	1603DR	LOUISIANA	KATRINA	150,000.00	
	2508-MISSIONS-DFA	1603DR	LOUISIANA	KATRINA	45,313,000.00	3,219,744.16
		1604DR	MISSISSIPPI	KATRINA	4,867,000.00	81,247.05
<b>U S DEPARTMENT OF JUSTICE Total</b>					<b>55,674,600.00</b>	<b>3,300,991.21</b>
CITIBANK	21XX-TRAVEL OF PEOPLE	1603DR	LOUISIANA	KATRINA	20,326,194.83	19,629,468.13
		1604DR	MISSISSIPPI	KATRINA	18,045,543.82	17,590,002.60
		1605DR	ALABAMA	KATRINA	6,097,873.06	5,398,379.31
		1606DR	TEXAS	RITA	4,880,287.53	4,876,737.53
		1607DR	LOUISIANA	RITA	1,001,842.04	1,001,842.04
		1609DR	FLORIDA	WILMA	1,001,604.05	531,468.71
		3215EM	ARKANSAS	KATRINA	1,711.85	1,711.85
		3216EM	TEXAS	KATRINA	15,561.27	15,561.27
		3221EM	WEST VIRGINIA	KATRINA	1,331.70	1,331.70
		3223EM	UTAH	KATRINA	517.85	435.70
		3234EM	SOUTH DAKOTA	KATRINA	677.25	
		3247EM	NORTH DAKOTA	KATRINA	911.85	911.85
		3248EM	CALIFORNIA	KATRINA	700.00	
		3253EM	MONTANA	KATRINA	2,161.38	1,440.92
	25XX-OTHER SERVICES	1609DR	FLORIDA	WILMA	50,000.00	
	26XX-SUPPLIES & MATERIALS	1603DR	LOUISIANA	KATRINA	412,000.00	342,301.17
		1604DR	MISSISSIPPI	KATRINA	91,000.00	29,893.34
		1605DR	ALABAMA	KATRINA	13,000.00	134.44
		1606DR	TEXAS	RITA	112,500.00	85,424.88
<b>CITIBANK Total</b>					<b>52,055,418.48</b>	<b>49,507,045.44</b>
<b>Grand Total</b>					<b>27,555,140,420.87</b>	<b>14,463,954,743.37</b>

**FINANCIAL INFORMATION TOOL  
FOR HURRICANE KATRINA, RITA, & WILMA DECLARATIONS ONLY  
CHRONOLOGICAL LISTING BY DECLARATION OF OBLIGATION TRANSACTIONS GREATER THAN OR EQUAL TO \$50 MILLION (GROSS OF ANY SUBSEQUENT DE-OBLIGATIONS)  
AS OF 04-19-2006**

PROG CODE	STATE NAME	TRANS DATE	OBLIGATION NUMBER	VENDOR ALPHA	PROGRAM CATEGORY	OBLIGATIONS	QTY
1603DR	LOUISIANA	8/30/2005	1603DRLAMCOE-MVD 11	US ARMY CORPS OF ENGINEERS	2508-MISSIONS-DIRECT FED ASST (DFA)	50,000,000.00	1
		8/31/2005	1603DRLAMHHS 02	DEPARTMENT OF HEALTH AND HUMAN SERVICE	2501-MISSIONS-FED OPER SUP (FOS)	63,000,000.00	1
		9/3/2005	1603DRLAMCOE-MVD 05	US ARMY CORPS OF ENGINEERS	2508-MISSIONS-DIRECT FED ASST (DFA)	75,000,000.00	1
		9/4/2005	1603DRLAMCOE-MVD 07	US ARMY CORPS OF ENGINEERS	2508-MISSIONS-DIRECT FED ASST (DFA)	1,500,000,000.00	1
		9/5/2005	1603DRLAMDOD 23	DEPARTMENT OF DEFENSE	2501-MISSIONS-FED OPER SUP (FOS)	750,000,000.00	1
		9/6/2005	1603DRLAMDOD 29	DEPARTMENT OF DEFENSE	2501-MISSIONS-FED OPER SUP (FOS)	75,000,000.00	1
			1603DRLAMDOD 30	DEPARTMENT OF DEFENSE	2501-MISSIONS-FED OPER SUP (FOS)	490,000,000.00	1
			1603DRLAMDOD 31	DEPARTMENT OF DEFENSE	2501-MISSIONS-FED OPER SUP (FOS)	150,000,000.00	1
			1603DRLAMEPA 03	ENVIRONMENTAL PROTECTION AGENCY	2508-MISSIONS-DIRECT FED ASST (DFA)	75,000,000.00	1
			1603DRLATTHP 01	LA OFFICE OF HOMELAND SECURITY &	4141-RENTAL 408(a)	510,000,000.00	1
		9/8/2005	1603DRLAMDOD 40	DEPARTMENT OF DEFENSE	2501-MISSIONS-FED OPER SUP (FOS)	65,000,000.00	1
			1603DRLAP00000001	LA OFFICE OF HOMELAND SECURITY &	416X-PUBLIC ASSISTANCE (PA)	218,823,700.76	1
		9/9/2005	1603DRLATTHP 01	LA OFFICE OF HOMELAND SECURITY &	4141-RENTAL 408(a)	600,000,000.00	1
		9/10/2005	1603DRLAMCOE-MVD 21	US ARMY CORPS OF ENGINEERS	2501-MISSIONS-FED OPER SUP (FOS)	200,000,000.00	1
			1603DRLAMUSCG 07	US COAST GUARD	2501-MISSIONS-FED OPER SUP (FOS)	150,000,000.00	2
			HSFEHQ-05-D-4125	PRECISION HOMES	3199-MH-PURCHASE UNITS-CAPITALIZED	125,000,000.00	1
		9/13/2005	1603DRLAP00000001	LA OFFICE OF HOMELAND SECURITY &	416X-PUBLIC ASSISTANCE (PA)	51,293,678.90	1
			HSFEHQ-05-C-4000	GULF STREAM COACH, INC.	3190-MH-PURCHASE UNITS-NON-CAPITALIZED	99,996,000.00	1
		9/15/2005	1603DRLAMUSFS 15	USDA FOREST SERVICE	2501-MISSIONS-FED OPER SUP (FOS)	130,000,000.00	1
			1603DRLAP00000001	LA OFFICE OF HOMELAND SECURITY &	416X-PUBLIC ASSISTANCE (PA)	453,209,070.72	1
		9/16/2005	HSFE06-05-F-6232	CLEARBROOK LLC	3190-MH-PURCHASE UNITS-NON-CAPITALIZED	50,000,000.00	1
		9/17/2005	1603DRLATTHP 01	LA OFFICE OF HOMELAND SECURITY &	4141-RENTAL 408(a)	400,000,000.00	1
		9/21/2005	1603DRLAMDOD 06	DEPARTMENT OF TRANSPORTATION	2508-MISSIONS-DIRECT FED ASST (DFA)	150,000,000.00	1
		9/24/2005	1603DRLAMCOE-MVD 05	US ARMY CORPS OF ENGINEERS	2508-MISSIONS-DIRECT FED ASST (DFA)	100,000,000.00	1
		9/25/2005	1603DRLATTHP 01	LA OFFICE OF HOMELAND SECURITY &	4141-RENTAL 408(a)	1,370,400,000.00	1
		9/26/2005	HSFE04-05-F-7039	DEPARTMENT OF DEFENSE	2660-FOOD & BEVERAGES	62,930,000.00	1
		9/27/2005	HSFEHQ-05-D-4334	MORGAN BUILDINGS & SPAS, INC.	3199-MH-PURCHASE UNITS-CAPITALIZED	83,958,000.00	1
		9/28/2005	HSFEHQ-05-D-4332	CHAMPION HOME BUILDERS CO	3199-MH-PURCHASE UNITS-CAPITALIZED	59,800,000.00	1
		9/29/2005	1603DRLAMDHUD 04	HOUSING & URBAN DEVELOPMENT	2508-MISSIONS-DIRECT FED ASST (DFA)	79,000,000.00	1
		10/2/2005	1603DRLATTHP 01	LA OFFICE OF HOMELAND SECURITY &	4141-RENTAL 408(a)	350,000,000.00	1
		10/3/2005	1603DRLAMEPA 03	ENVIRONMENTAL PROTECTION AGENCY	2508-MISSIONS-DIRECT FED ASST (DFA)	88,000,000.00	1
		10/8/2005	1603DRLATTHP 19	LA OFFICE OF HOMELAND SECURITY &	4149-OTHER NEEDS ASSISTANCE (ONA) AWARDS	100,000,000.00	1
		10/20/2005	1603DRLAMUSCG 09	US COAST GUARD	2508-MISSIONS-DIRECT FED ASST (DFA)	75,000,000.00	1
		10/21/2005	1603DRLAMCOE-MVD 23	US ARMY CORPS OF ENGINEERS	2508-MISSIONS-DIRECT FED ASST (DFA)	200,000,000.00	1
		10/22/2005	HSFEHQ-06-C-0024	AMERICAN RED CROSS	2580-OTHER SERVICE CONTRACTS	110,000,000.00	1
		10/31/2005	1603DRLAP00000001	LA OFFICE OF HOMELAND SECURITY &	416X-PUBLIC ASSISTANCE (PA)	88,802,983.46	1
			HSFEHQ-05-D-0471	FLUOR DANIEL INC	2591-DISASTER HOUSING RESOURCES (DHR)	62,160,091.00	1
		11/1/2005	HSFEHQ-06-F-0047	CORPORATE LODGING CONSULTANTS, INC.	2580-OTHER SERVICE CONTRACTS	105,602,464.00	1
		11/5/2005	1603DRLATTHP 01	LA OFFICE OF HOMELAND SECURITY &	4141-RENTAL 408(a)	148,000,000.00	1
			1603DRLATTHP 17	LA OFFICE OF HOMELAND SECURITY &	4147-REPLACEMENT	386,000,000.00	1
			1603DRLATTHP 19	LA OFFICE OF HOMELAND SECURITY &	4149-OTHER NEEDS ASSISTANCE (ONA) AWARDS	361,000,000.00	1
		11/18/2005	1603DRLAMDOL 00	US DEPARTMENT OF LABOR	2503-DISASTER UNEMPLOYMENT (DUA)	55,000,000.00	1
		11/23/2005	1603DRLATTHP 19	LA OFFICE OF HOMELAND SECURITY &	4149-OTHER NEEDS ASSISTANCE (ONA) AWARDS	100,000,000.00	1
		12/5/2005	1603DRLATTHP 19	LA OFFICE OF HOMELAND SECURITY &	4149-OTHER NEEDS ASSISTANCE (ONA) AWARDS	50,000,000.00	1
		12/12/2005	1603DRLAMCOE-MVD 23	US ARMY CORPS OF ENGINEERS	2508-MISSIONS-DIRECT FED ASST (DFA)	199,932,487.70	1
			1603DRLAMUSCG 09	US COAST GUARD	2508-MISSIONS-DIRECT FED ASST (DFA)	75,000,000.00	1
		12/20/2005	HSFE06-06-X-2014	ENVIRONMENTAL PROTECTION AGENCY	2589-INTERAGENCY AGREEMENTS	255,665,898.00	1
		12/23/2005	1603DRLATTHP 19	LA OFFICE OF HOMELAND SECURITY &	4149-OTHER NEEDS ASSISTANCE (ONA) AWARDS	50,000,000.00	1
		12/29/2005	1603DRLATTHP 19	LA OFFICE OF HOMELAND SECURITY &	4149-OTHER NEEDS ASSISTANCE (ONA) AWARDS	75,000,000.00	1
		12/30/2005	1603DRLATTHP 19	LA OFFICE OF HOMELAND SECURITY &	4149-OTHER NEEDS ASSISTANCE (ONA) AWARDS	90,000,000.00	1
		1/6/2006	1603DRLATTHP 01	LA OFFICE OF HOMELAND SECURITY &	4141-RENTAL 408(a)	50,000,000.00	1
		1/7/2006	EMR-2006-GB-0000	GBL'S	2213-MH-TRANSPORTATION-DISASTER	70,000,000.00	1
		1/14/2006	1603DRLATTHP 19	LA OFFICE OF HOMELAND SECURITY &	4149-OTHER NEEDS ASSISTANCE (ONA) AWARDS	100,000,000.00	1
		1/19/2006	1603DRLATTHP 01	LA OFFICE OF HOMELAND SECURITY &	4141-RENTAL 408(a)	60,000,000.00	1
		1/30/2006	1603DRLATTHP 01	LA OFFICE OF HOMELAND SECURITY &	4141-RENTAL 408(a)	50,000,000.00	1
		2/7/2006	HSFEHQ-06-F-0047	CORPORATE LODGING CONSULTANTS, INC.	2580-OTHER SERVICE CONTRACTS	52,800,000.00	1
		2/16/2006	HSFEHQ-05-D-0592	CH2M HILL CONSTRUCTORS, INC.	2591-DISASTER HOUSING RESOURCES (DHR)	75,178,562.50	1
3/1/2006	HSFEHQ-05-D-0471	FLUOR DANIEL INC	2591-DISASTER HOUSING RESOURCES (DHR)	158,488,970.76	1		

PROG CODE	STATE NAME	TRANS DATE	OBLIGATION NUMBER	VENDOR ALPHA	PROGRAM CATEGORY	OBLIGATIONS	QTY
		3/3/2006	HSFEHQ-05-D-0471	FLUOR DANIEL INC	2591-DISASTER HOUSING RESOURCES (DHR)	170,814,779.00	1
		3/15/2006	1603DRLAP00000001	LA OFFICE OF HOMELAND SECURITY &	416X-PUBLIC ASSISTANCE (PA)	55,750,323.10	1
		3/16/2006	1603DRLAMDOL 00	US DEPARTMENT OF LABOR	2503-DISASTER UNEMPLOYMENT (DUA)	91,411,844.00	1
			HSFEHQ-05-D-0573	SHAW ENVIRONMENTAL & INFRASTRUCTURE	2591-DISASTER HOUSING RESOURCES (DHR)	139,278,621.00	1
		3/20/2006	1603DRLAP00000001	LA OFFICE OF HOMELAND SECURITY &	416X-PUBLIC ASSISTANCE (PA)	170,571,862.38	2
		3/21/2006	1603DRLAP00000001	LA OFFICE OF HOMELAND SECURITY &	416X-PUBLIC ASSISTANCE (PA)	138,213,467.86	1
		3/23/2006	1603DRLAP00000001	LA OFFICE OF HOMELAND SECURITY &	416X-PUBLIC ASSISTANCE (PA)	76,350,249.12	1
		3/28/2006	1603DRLAP00000001	LA OFFICE OF HOMELAND SECURITY &	416X-PUBLIC ASSISTANCE (PA)	67,986,749.72	1
		3/31/2006	HSFEHQ-05-D-0471	FLUOR DANIEL INC	2591-DISASTER HOUSING RESOURCES (DHR)	192,710,167.00	1
1604DR	MISSISSIPPI	9/2/2005	1604DRMSMDOD 17	DEPARTMENT OF DEFENSE	2501-MISSIONS-FED OPER SUP (FOS)	220,000,000.00	2
		9/3/2005	1604DRMSMCOE-MVD 16	US ARMY CORPS OF ENGINEERS	2508-MISSIONS-DIRECT FED ASST (DFA)	80,000,000.00	1
			1604DRMSMDOD 19	DEPARTMENT OF DEFENSE	2501-MISSIONS-FED OPER SUP (FOS)	1,000,000,000.00	1
		9/4/2005	1604DRMSMCOE-MVD 11	US ARMY CORPS OF ENGINEERS	2501-MISSIONS-FED OPER SUP (FOS)	80,000,000.00	1
			1604DRMSMGSA 16	GENERAL SERVICES ADMINISTRATION	2501-MISSIONS-FED OPER SUP (FOS)	50,000,000.00	1
		9/5/2005	1604DRMSMCOE-MVD 09	US ARMY CORPS OF ENGINEERS	2508-MISSIONS-DIRECT FED ASST (DFA)	320,000,000.00	1
			1604DRMSMCOE-MVD 10	US ARMY CORPS OF ENGINEERS	2508-MISSIONS-DIRECT FED ASST (DFA)	71,000,000.00	1
			1604DRMSMCOE-MVD 11	US ARMY CORPS OF ENGINEERS	2501-MISSIONS-FED OPER SUP (FOS)	100,000,000.00	1
			1604DRMSMDOT 05	DEPARTMENT OF TRANSPORTATION	2501-MISSIONS-FED OPER SUP (FOS)	90,000,000.00	1
		9/6/2005	1604DRMSTTHP 01	MISSISSIPPI, STATE OF	4141-RENTAL 408(a)	100,000,000.00	1
		9/7/2005	1604DRMSMCOE-MVD 12	US ARMY CORPS OF ENGINEERS	2501-MISSIONS-FED OPER SUP (FOS)	180,000,000.00	1
		9/10/2005	1604DRMSMDOD 19	DEPARTMENT OF DEFENSE	2501-MISSIONS-FED OPER SUP (FOS)	500,000,000.00	1
			1604DRMSMDOD 27	DEPARTMENT OF DEFENSE	2508-MISSIONS-DIRECT FED ASST (DFA)	50,000,000.00	1
			1604DRMSTTHP 01	MISSISSIPPI, STATE OF	4141-RENTAL 408(a)	96,000,000.00	1
		9/11/2005	1604DRMSTTHP 01	MISSISSIPPI, STATE OF	4141-RENTAL 408(a)	100,000,000.00	1
		9/12/2005	1604DRMSTTHP 01	MISSISSIPPI, STATE OF	4141-RENTAL 408(a)	300,000,000.00	1
		9/17/2005	1604DRMSMCOE-MVD 25	US ARMY CORPS OF ENGINEERS	2508-MISSIONS-DIRECT FED ASST (DFA)	50,000,000.00	1
			HSFE04-05-P-7069	AMERICOLD LOGISTICS LLC	2580-OTHER SERVICE CONTRACTS	50,000,000.00	1
		9/18/2005	HSFE04-05-F-7058	DEPARTMENT OF DEFENSE	2660-FOOD & BEVERAGES	69,630,470.00	1
		9/23/2005	1604DRMSP00000001	MISSISSIPPI, STATE OF	416X-PUBLIC ASSISTANCE (PA)	105,160,104.73	1
		9/27/2005	1604DRMSTTHP 01	MISSISSIPPI, STATE OF	4141-RENTAL 408(a)	365,018,400.00	1
		10/8/2005	1604DRMSTTHP 01	MISSISSIPPI, STATE OF	4141-RENTAL 408(a)	150,000,000.00	1
		10/9/2005	1604DRMSMCOE-MVD 10	US ARMY CORPS OF ENGINEERS	2508-MISSIONS-DIRECT FED ASST (DFA)	56,000,000.00	1
		10/10/2005	1604DRMSTTHP 19	MISSISSIPPI, STATE OF	4149-OTHER NEEDS ASSISTANCE (ONA) AWARDS	50,000,000.00	1
		10/16/2005	1604DRMSMCOE-MVD 09	US ARMY CORPS OF ENGINEERS	2508-MISSIONS-DIRECT FED ASST (DFA)	300,000,000.00	1
		10/22/2005	HSFEHQ-05-D-0572	BECHTEL NATIONAL, INC.	2591-DISASTER HOUSING RESOURCES (DHR)	135,191,336.50	1
			HSFEHQ-06-C-0024	AMERICAN RED CROSS	2580-OTHER SERVICE CONTRACTS	52,500,000.00	1
		11/1/2005	HSFEHQ-06-F-0047	CORPORATE LODGING CONSULTANTS, INC.	2580-OTHER SERVICE CONTRACTS	50,401,176.00	1
		11/22/2005	1604DRMSTTHP 19	MISSISSIPPI, STATE OF	4149-OTHER NEEDS ASSISTANCE (ONA) AWARDS	50,000,000.00	1
		12/15/2005	HSFEHQ-05-D-0572	BECHTEL NATIONAL, INC.	2591-DISASTER HOUSING RESOURCES (DHR)	67,535,156.00	1
		12/19/2005	HSFEHQ-05-C-4155	CMH MANUFACTURING, INC.	3199-MH-PURCHASE UNITS-CAPITALIZED	60,935,395.00	1
		12/23/2005	HSFEHQ-05-D-0572	BECHTEL NATIONAL, INC.	2591-DISASTER HOUSING RESOURCES (DHR)	78,801,663.50	1
		1/27/2006	1604DRMSMCOE-MVD 09	US ARMY CORPS OF ENGINEERS	2508-MISSIONS-DIRECT FED ASST (DFA)	100,000,000.00	1
		3/18/2006	1604DRMSMCOE-MVD 09	US ARMY CORPS OF ENGINEERS	2508-MISSIONS-DIRECT FED ASST (DFA)	200,000,000.00	1
		4/6/2006	1604DRMSMUSCG 12	US COAST GUARD	2508-MISSIONS-DIRECT FED ASST (DFA)	200,000,000.00	1
		4/10/2006	1604DRMSP00000001	MISSISSIPPI, STATE OF	416X-PUBLIC ASSISTANCE (PA)	58,530,355.47	1
1605DR	ALABAMA	9/10/2005	HSFEHQ-05-C-4039	MORGAN BUILDINGS & SPAS, INC.	3199-MH-PURCHASE UNITS-CAPITALIZED	202,512,500.00	2
			HSFEHQ-05-D-4125	PRECISION HOMES	3199-MH-PURCHASE UNITS-CAPITALIZED	98,965,000.00	1
		9/12/2005	HSFEHQ-05-C-4041	GULF STREAM COACH, INC.	3199-MH-PURCHASE UNITS-CAPITALIZED	246,875,000.00	1
		9/13/2005	HSFEHQ-05-C-4000	GULF STREAM COACH, INC.	3190-MH-PURCHASE UNITS-NON-CAPITALIZED	99,068,500.00	1
		9/16/2005	HSFEHQ-05-C-4040	NORTH AMERICAN CATASTROPHE SVCS INC	3199-MH-PURCHASE UNITS-CAPITALIZED	51,400,000.00	1
		9/24/2005	1605DRALTTHP 01	AL EMERGENCY MANAGEMENT AGENCY	4141-RENTAL 408(a)	83,709,000.00	1
		9/29/2005	1605DRALMCOE-SAD 09	US ARMY CORPS OF ENGINEERS	2508-MISSIONS-DIRECT FED ASST (DFA)	90,000,000.00	1
		9/30/2005	HSFEHQ-05-C-4128	BOURGET'S OF THE SOUTH, LLC	3190-MH-PURCHASE UNITS-NON-CAPITALIZED	88,500,000.00	1
1606DR	TEXAS	9/28/2005	1606DRTXMUSFS 02	USDA FOREST SERVICE	2501-MISSIONS-FED OPER SUP (FOS)	124,000,000.00	1
			1606DRTXTTHP 01	TX DEPARTMENT OF PUBLIC SAFETY	4141-RENTAL 408(a)	60,320,000.00	1
		9/29/2005	1606DRTXTTHP 01	TX DEPARTMENT OF PUBLIC SAFETY	4141-RENTAL 408(a)	105,000,000.00	1
			1606DRTXTTHP 19	TX DEPARTMENT OF PUBLIC SAFETY	4149-OTHER NEEDS ASSISTANCE (ONA) AWARDS	100,000,000.00	1
		9/30/2005	1606DRTXTTHP 01	TX DEPARTMENT OF PUBLIC SAFETY	4141-RENTAL 408(a)	150,000,899.00	1
		10/3/2005	1606DRTXTTHP 01	TX DEPARTMENT OF PUBLIC SAFETY	4141-RENTAL 408(a)	447,000,000.00	1
			1606DRTXTTHP 04	TX DEPARTMENT OF PUBLIC SAFETY	4143-REPAIRS	100,000,000.00	1
			1606DRTXTTHP 19	TX DEPARTMENT OF PUBLIC SAFETY	4149-OTHER NEEDS ASSISTANCE (ONA) AWARDS	200,000,000.00	1
		10/7/2005	1606DRTXIOTH	TX DEPARTMENT OF PUBLIC SAFETY	4154-OTHER NEEDS ASSISTANCE (ONA) GRANTS	200,000,000.00	1
		11/4/2005	1606DRTXMCOE-SWD 09	US ARMY CORPS OF ENGINEERS	2508-MISSIONS-DIRECT FED ASST (DFA)	65,000,000.00	1
1607DR	LOUISIANA	9/28/2005	1607DRLATTHP 01	LA OFFICE OF HOMELAND SECURITY &	4141-RENTAL 408(a)	75,000,000.00	1
		9/30/2005	1607DRLATTHP 01	LA OFFICE OF HOMELAND SECURITY &	4141-RENTAL 408(a)	250,000,000.00	1

PROG CODE	STATE NAME	TRANS DATE	OBLIGATION NUMBER	VENDOR ALPHA	PROGRAM CATEGORY	OBLIGATIONS	QTY
		10/7/2005	1607DRLAMCOE-MVD 07	US ARMY CORPS OF ENGINEERS	2508-MISSIONS-DIRECT FED ASST (DFA)	138,000,000.00	1
			1607DRLAMCOE-MVD 09	US ARMY CORPS OF ENGINEERS	2508-MISSIONS-DIRECT FED ASST (DFA)	80,000,000.00	1
		12/16/2005	1607DRLAMCOE-MVD 09	US ARMY CORPS OF ENGINEERS	2508-MISSIONS-DIRECT FED ASST (DFA)	113,000,000.00	1
		12/20/2005	HSFE06-06-X-2014	ENVIRONMENTAL PROTECTION AGENCY	2580-OTHER SERVICE CONTRACTS	100,686,039.00	1
1609DR	FLORIDA	10/26/2005	HSFE04-06-F-7706	DEPARTMENT OF DEFENSE	2660-FOOD & BEVERAGES	60,000,000.00	1
		10/27/2005	1609DRFLTTHP 01	FLORIDA BUREAU OF DISASTER	4141-RENTAL 408(a)	60,000,000.00	1
		11/2/2005	1609DRFLTTHP 19	FLORIDA BUREAU OF DISASTER	4149-OTHER NEEDS ASSISTANCE (ONA) AWARDS	100,000,000.00	1
		11/3/2005	1609DRFLMCOE-SAD 13	US ARMY CORPS OF ENGINEERS	2508-MISSIONS-DIRECT FED ASST (DFA)	75,000,000.00	1
		11/4/2005	1609DRFLMCOE-SAD 12	US ARMY CORPS OF ENGINEERS	2508-MISSIONS-DIRECT FED ASST (DFA)	50,000,000.00	1
		11/30/2005	1609DRFLTTHP 19	FLORIDA BUREAU OF DISASTER	4149-OTHER NEEDS ASSISTANCE (ONA) AWARDS	50,000,000.00	1
		12/1/2005	1609DRFLP00000001	FLORIDA BUREAU OF DISASTER	416X-PUBLIC ASSISTANCE (PA)	52,039,385.68	1
		12/8/2005	1609DRFLP00000001	FLORIDA BUREAU OF DISASTER	416X-PUBLIC ASSISTANCE (PA)	187,265,936.45	1
		1/24/2006	1609DRFLP00000001	FLORIDA BUREAU OF DISASTER	416X-PUBLIC ASSISTANCE (PA)	65,491,147.19	1
3216EM	TEXAS	11/11/2005	3216EMTXP00000001	TX DEPARTMENT OF PUBLIC SAFETY	416X-PUBLIC ASSISTANCE (PA)	113,611,873.65	1

**FINANCIAL INFORMATION TOOL**  
**FOR HURRICANE KATRINA, RITA, & WILMA DECLARATIONS ONLY**  
**FEMA CREDIT CARDS ONLY \***

**AS OF 04-19-2006**

<b>VENDOR ALPHA</b>	<b>PROGRAM NAME</b>	<b>OBLIGATIONS</b>	<b>EXPENDITURES</b>
BANK ONE DBA JPMORGAN CHASE BANK	21XX-TRAVEL OF PEOPLE		322,591.10
	25XX-OTHER SERVICES	366,247.03	
	26XX-SUPPLIES & MATERIALS	6,521,311.61	1,669,880.00
<b>BANK ONE DBA JPMORGAN CHASE BANK Total</b>		<b>6,887,558.64</b>	<b>1,992,471.10</b>
CITIBANK	21XX-TRAVEL OF PEOPLE	51,376,918.48	49,049,291.61
	25XX-OTHER SERVICES	50,000.00	
	26XX-SUPPLIES & MATERIALS	628,500.00	457,753.83
<b>CITIBANK Total</b>		<b>52,055,418.48</b>	<b>49,507,045.44</b>
US BANK	21XX-TRAVEL OF PEOPLE	594,848.90	44,283.52
	22XX-TRANSPORT OF THINGS	95,760.43	6,936.95
	23XX-RENT, COMM, UTILITIES	2,559,924.79	534,257.87
	24XX-PRINT & REPRO	2,170,611.27	718,053.99
	25XX-OTHER SERVICES	6,178,270.38	2,248,893.46
	26XX-SUPPLIES & MATERIALS	42,942,773.29	17,888,009.33
	31XX-EQUIPMENT	17,133,230.69	7,694,961.85
	MANUFACTURED HOUSING	66,500.00	53,869.51
<b>US BANK Total</b>		<b>71,741,919.75</b>	<b>29,189,266.48</b>
<b>Grand Total</b>		<b>130,684,896.87</b>	<b>80,688,783.02</b>

<b>NAME OF CARD</b>	<b>PURPOSE/USES</b>
BANK ONE DBA JPMORGAN CHASE BANK	Fleetcard for fuel, oil, etc for government vehicles
CITIBANK	Centrally billed travel
US BANK	FEMA Purchase card

\* Does not include Individually Billed Travel (IBT) Credit Cards that are issued to FEMA Travelers

**FINANCIAL INFORMATION TOOL**  
**FOR HURRICANE KATRINA, RITA, & WILMA DECLARATIONS ONLY**  
**FEMA CREDIT CARDS ONLY \***  
**AS OF 04-19-2006**

PROG CODE	STATE NAME	EVENT NAME	VENDOR ALPHA	PROGRAM NAME	OBLIGATIONS	EXPENDITURES
1602DR	FLORIDA	KATRINA	US BANK	22XX-TRANSPORT OF THINGS	5,000.00	140.00
				23XX-RENT, COMM, UTILITIES	1,600.00	
				24XX-PRINT & REPRO	10,500.00	
				25XX-OTHER SERVICES	10,000.00	4,304.18
				26XX-SUPPLIES & MATERIALS	77,560.70	37,991.05
				31XX-EQUIPMENT	89,500.00	26,622.00
				<b>1602DR Total</b>		
1603DR	LOUISIANA	KATRINA	BANK ONE DBA JPMORGAN CHASE BANK	26XX-SUPPLIES & MATERIALS	3,750,770.80	502,023.98
			CITIBANK	21XX-TRAVEL OF PEOPLE	20,326,194.83	19,629,468.13
				26XX-SUPPLIES & MATERIALS	412,000.00	342,301.17
			US BANK	21XX-TRAVEL OF PEOPLE	38,950.00	17,178.58
				22XX-TRANSPORT OF THINGS	40,560.43	100.00
				23XX-RENT, COMM, UTILITIES	1,509,690.00	329,868.15
				24XX-PRINT & REPRO	461,724.38	23,661.29
				25XX-OTHER SERVICES	3,423,853.88	1,311,619.47
				26XX-SUPPLIES & MATERIALS	20,528,077.48	6,441,576.73
				31XX-EQUIPMENT	7,735,918.03	2,673,122.69
				MANUFACTURED HOUSING	50,000.00	37,369.51
<b>1603DR Total</b>				<b>58,277,739.83</b>	<b>31,308,289.70</b>	
1604DR	MISSISSIPPI	KATRINA	BANK ONE DBA JPMORGAN CHASE BANK	25XX-OTHER SERVICES	283,500.00	243,290.04
				26XX-SUPPLIES & MATERIALS	486,000.00	384,741.41
			CITIBANK	21XX-TRAVEL OF PEOPLE	18,045,543.82	17,590,002.60
				26XX-SUPPLIES & MATERIALS	91,000.00	29,893.34
			US BANK	21XX-TRAVEL OF PEOPLE	43,898.90	3,226.41
				22XX-TRANSPORT OF THINGS	6,100.00	696.00
				23XX-RENT, COMM, UTILITIES	313,596.79	139,813.11
				24XX-PRINT & REPRO	800,525.05	317,539.62
				25XX-OTHER SERVICES	1,204,033.82	707,608.31
				26XX-SUPPLIES & MATERIALS	9,053,173.27	5,309,893.33
				31XX-EQUIPMENT	5,754,476.98	4,125,418.40
	MANUFACTURED HOUSING	16,500.00	16,500.00			
<b>1604DR Total</b>				<b>36,098,348.63</b>	<b>28,868,622.57</b>	
1605DR	ALABAMA	KATRINA	BANK ONE DBA JPMORGAN CHASE BANK	25XX-OTHER SERVICES	82,537.03	79,092.10
				26XX-SUPPLIES & MATERIALS	867,000.00	371,637.96
			CITIBANK	21XX-TRAVEL OF PEOPLE	6,097,873.06	5,398,379.31
				26XX-SUPPLIES & MATERIALS	13,000.00	134.44
			US BANK	21XX-TRAVEL OF PEOPLE	30,000.00	3,561.05
				22XX-TRANSPORT OF THINGS	500.00	431.00
				23XX-RENT, COMM, UTILITIES	39,000.00	21,505.00
				24XX-PRINT & REPRO	183,392.00	77,876.27
				25XX-OTHER SERVICES	162,699.81	49,118.87
				26XX-SUPPLIES & MATERIALS	2,985,987.07	1,865,315.76
				31XX-EQUIPMENT	917,178.92	551,539.47
<b>1605DR Total</b>				<b>11,379,167.89</b>	<b>8,418,591.23</b>	
1606DR	TEXAS	RITA	BANK ONE DBA JPMORGAN CHASE BANK	21XX-TRAVEL OF PEOPLE		
				26XX-SUPPLIES & MATERIALS	615,000.00	71,443.73
			CITIBANK	21XX-TRAVEL OF PEOPLE	4,880,287.53	4,876,737.53
				26XX-SUPPLIES & MATERIALS	112,500.00	85,424.88
			US BANK	21XX-TRAVEL OF PEOPLE	400,000.00	
				22XX-TRANSPORT OF THINGS	25,000.00	1,199.35
				23XX-RENT, COMM, UTILITIES	78,000.00	18,954.74
				24XX-PRINT & REPRO	337,022.26	149,894.05
	25XX-OTHER SERVICES	290,641.87	102,620.45			
	26XX-SUPPLIES & MATERIALS	1,901,442.59	733,307.16			



PROG CODE	STATE NAME	EVENT NAME	VENDOR ALPHA	PROGRAM NAME	OBLIGATIONS	EXPENDITURES
				31XX-EQUIPMENT	479,257.05	95,237.66
<b>1606DR Total</b>					<b>9,119,151.30</b>	<b>6,134,819.55</b>
1607DR	LOUISIANA	RITA	BANK ONE DBA JPMORGAN CHASE BANK	26XX-SUPPLIES & MATERIALS	310,524.00	200,518.44
			CITIBANK	21XX-TRAVEL OF PEOPLE	1,001,842.04	1,001,842.04
			US BANK	21XX-TRAVEL OF PEOPLE	30,000.00	19,813.91
				23XX-RENT, COMM, UTILITIES	506,400.00	1,400.00
				24XX-PRINT & REPRO	234,000.00	70,883.02
				25XX-OTHER SERVICES	872,162.58	30,693.51
				26XX-SUPPLIES & MATERIALS	7,069,616.44	2,798,252.15
				31XX-EQUIPMENT	1,776,743.79	53,347.55
				MANUFACTURED HOUSING		
<b>1607DR Total</b>					<b>11,801,288.85</b>	<b>4,176,750.62</b>
1609DR	FLORIDA	WILMA	BANK ONE DBA JPMORGAN CHASE BANK	21XX-TRAVEL OF PEOPLE		
				25XX-OTHER SERVICES	210.00	208.96
				26XX-SUPPLIES & MATERIALS	490,516.81	138,014.48
			CITIBANK	21XX-TRAVEL OF PEOPLE	1,001,604.05	531,468.71
				25XX-OTHER SERVICES	50,000.00	
			US BANK	21XX-TRAVEL OF PEOPLE	51,000.00	503.57
				22XX-TRANSPORT OF THINGS		
				23XX-RENT, COMM, UTILITIES	45,459.00	10,645.84
				24XX-PRINT & REPRO	88,321.80	31,576.95
				25XX-OTHER SERVICES	146,657.46	29,675.99
				26XX-SUPPLIES & MATERIALS	827,622.85	426,646.87
				31XX-EQUIPMENT	160,500.00	31,889.43
<b>1609DR Total</b>					<b>2,861,891.97</b>	<b>1,200,630.80</b>
3212EM	LOUISIANA	KATRINA	US BANK	26XX-SUPPLIES & MATERIALS	2,000.00	1,284.11
<b>3212EM Total</b>					<b>2,000.00</b>	<b>1,284.11</b>
3215EM	ARKANSAS	KATRINA	CITIBANK	21XX-TRAVEL OF PEOPLE	1,711.85	1,711.85
			US BANK	21XX-TRAVEL OF PEOPLE	1,000.00	
				22XX-TRANSPORT OF THINGS	8,600.00	2,420.00
				23XX-RENT, COMM, UTILITIES	7,391.50	2,791.50
				24XX-PRINT & REPRO	2,779.05	2,234.46
				25XX-OTHER SERVICES	2,795.00	1,125.00
				26XX-SUPPLIES & MATERIALS	74,640.53	47,022.12
				31XX-EQUIPMENT	16,354.02	8,816.91
<b>3215EM Total</b>					<b>115,271.95</b>	<b>66,121.84</b>
3216EM	TEXAS	KATRINA	BANK ONE DBA JPMORGAN CHASE BANK	26XX-SUPPLIES & MATERIALS		
			CITIBANK	21XX-TRAVEL OF PEOPLE	15,561.27	15,561.27
			US BANK	22XX-TRANSPORT OF THINGS	10,000.00	1,950.60
				23XX-RENT, COMM, UTILITIES	8,787.50	4,546.11
				24XX-PRINT & REPRO	31,554.44	23,596.04
				25XX-OTHER SERVICES	15,425.96	11,537.29
				26XX-SUPPLIES & MATERIALS	271,829.53	197,038.79
				31XX-EQUIPMENT	113,301.90	90,591.92
<b>3216EM Total</b>					<b>466,460.60</b>	<b>344,822.02</b>
3219EM	OKLAHOMA	KATRINA	US BANK	23XX-RENT, COMM, UTILITIES		
				24XX-PRINT & REPRO	755.65	755.65
				25XX-OTHER SERVICES		
				26XX-SUPPLIES & MATERIALS		
				31XX-EQUIPMENT		
<b>3219EM Total</b>					<b>755.65</b>	<b>755.65</b>
3221EM	WEST VIRGINIA	KATRINA	CITIBANK	21XX-TRAVEL OF PEOPLE	1,331.70	1,331.70
			US BANK	26XX-SUPPLIES & MATERIALS	94.45	94.45
<b>3221EM Total</b>					<b>1,426.15</b>	<b>1,426.15</b>
3223EM	UTAH	KATRINA	CITIBANK	21XX-TRAVEL OF PEOPLE	517.85	435.70
			US BANK	26XX-SUPPLIES & MATERIALS	4,000.00	
<b>3223EM Total</b>					<b>4,517.85</b>	<b>435.70</b>
3224EM	COLORADO	KATRINA	US BANK	26XX-SUPPLIES & MATERIALS	4,000.00	1,729.21
<b>3224EM Total</b>					<b>4,000.00</b>	<b>1,729.21</b>
3225EM	MICHIGAN	KATRINA	US BANK	26XX-SUPPLIES & MATERIALS	2,000.00	711.67
<b>3225EM Total</b>					<b>2,000.00</b>	<b>711.67</b>

PROG CODE	STATE NAME	EVENT NAME	VENDOR ALPHA	PROGRAM NAME	OBLIGATIONS	EXPENDITURES
3227EM	WASHINGTON	KATRINA	US BANK	26XX-SUPPLIES & MATERIALS	112.64	112.64
<b>3227EM Total</b>					<b>112.64</b>	<b>112.64</b>
3229EM	NEW MEXICO	KATRINA	US BANK	23XX-RENT, COMM, UTILITIES	36.64	36.64
				24XX-PRINT & REPRO		
				25XX-OTHER SERVICES		
				26XX-SUPPLIES & MATERIALS	115.74	15.74
				31XX-EQUIPMENT		
<b>3229EM Total</b>					<b>152.38</b>	<b>52.38</b>
3232EM	MISSOURI	KATRINA	US BANK	26XX-SUPPLIES & MATERIALS	5,000.00	4,166.35
<b>3232EM Total</b>					<b>5,000.00</b>	<b>4,166.35</b>
3234EM	SOUTH DAKOTA	KATRINA	CITIBANK	21XX-TRAVEL OF PEOPLE	677.25	
<b>3234EM Total</b>					<b>677.25</b>	
3247EM	NORTH DAKOTA	KATRINA	CITIBANK	21XX-TRAVEL OF PEOPLE	911.85	911.85
<b>3247EM Total</b>					<b>911.85</b>	<b>911.85</b>
3248EM	CALIFORNIA	KATRINA	CITIBANK	21XX-TRAVEL OF PEOPLE	700.00	
<b>3248EM Total</b>					<b>700.00</b>	
3253EM	MONTANA	KATRINA	CITIBANK	21XX-TRAVEL OF PEOPLE	2,161.38	1,440.92
<b>3253EM Total</b>					<b>2,161.38</b>	<b>1,440.92</b>
3261EM	TEXAS	RITA	BANK ONE DBA JPMORGAN CHASE BANK	26XX-SUPPLIES & MATERIALS	1,500.00	1,500.00
			US BANK	23XX-RENT, COMM, UTILITIES	50,000.00	4,733.42
				24XX-PRINT & REPRO	20,000.00	20,000.00
				25XX-OTHER SERVICES	50,000.00	590.39
				26XX-SUPPLIES & MATERIALS	135,500.00	22,851.20
				31XX-EQUIPMENT	90,000.00	38,375.82
<b>3261EM Total</b>					<b>347,000.00</b>	<b>88,050.83</b>
<b>Grand Total</b>					<b>130,684,896.87</b>	<b>80,688,783.02</b>

NAME OF CARD	PURPOSE/USES
BANK ONE DBA JPMORGAN CHASE BANK	Fleetcard for fuel, oil, etc for government vehicles
CITIBANK	Centrally billed travel
US BANK	FEMA Purchase card

\* Does not include Individually Billed Travel (IBT) Credit Cards that are issued to FEMA Travelers

## Agencies Reporting Credit Card Costs and Purchases

**April 19, 2006**

DHS AGENCIES	DATE REPORT RECEIVED	OBLIGATIONS	EXPENDITURES
BTS			
CBP			
FLETC	10/31/2005	180,246.86	156,339.74
IAIP			
ICE	4/18/2006	980,326.68	848,415.09
NCS			
OCFO	10/25/2005	7.88	7.88
OSLGCP			
S&T	1/10/2006	100,000.00	0.00
TSA	11/1/2005	0.00	458,317.69
USCG			
USCIS	11/8/2005	0.00	0.00
USSS	11/22/2005	0.00	0.00
<b>TOTAL</b>		<b>\$ 1,262,544.75</b>	<b>\$ 1,465,145.53</b>

Zeros indicate the agency reported that it had no obligations and/or expenditures as of the date indicated. Blanks indicate the agency did not submit a report.

**Other Federal Agencies Reporting Credit Card  
Costs And Purchases  
April 19, 2006**

OTHER FEDERAL AGENCIES	DATE REPORT RECEIVED	OBLIGATIONS	EXPENDITURES
AID	4/4/2006	0.00	0.00
ARC			
CDC			
CNCS			
COE	4/11/2006	2,545,023.88	4,035,743.94
DHUD	4/7/2006	102,714.00	75,337.00
DOC			
DOD			
DOE			
DOED			
DOI	4/11/2006	9,019,607.00	1,001,747.71
DOL	4/14/2006	395,123.52	368,034.75
DOS	12/7/2005	0.00	0.00
DOT			
EEOC	1/17/2006	0.00	14,394.00
EPA	1/16/2006		999,845.66
FAA			
FCC			
FCSIC			
FMSHRC	11/1/2005	0.00	0.00
GSA	4/18/2006	306,542.30	305,290.60
HHS			
MSPB			
NARA	11/8/2005	5,024.36	481.65
NASA			
NCPC			
NCUA			

OTHER FEDERAL AGENCIES	DATE REPORT RECEIVED	OBLIGATIONS	EXPENDITURES
NGA			
NLRB	12/20/2005	0.00	13,863.60
NOAA			
NRC	1/6/2006	0.00	0.00
NSF	11/4/2005	0.00	0.00
OPM			
OSHA	4/4/2006	2,294.22	2,294.22
RRB	11/7/2005	0.00	0.00
SBA	1/4/2006	0.00	0.00
SEC			
SSA			
TREAS			
TVA	11/10/2005		0.00
USDA	4/14/2006	470,124.04	25,108,379.04
USDJ			
USPC			
USPHS	11/14/2005	0.00	0.00
USPS			
VA	2/1/2006	802,971.76	802,971.76
<b>TOTAL</b>		<b>\$13,649,425.08</b>	<b>\$32,726,089.71</b>

Only Other Federal Agencies reporting data or zeros are included in this report. Zeros indicate the agency reported that it had no obligations and/or expenditures as of the date indicated. Blanks indicate the agency did not submit a report.

**FINANCIAL INFORMATION TOOL**  
**FOR HURRICANE KATRINA, RITA, & WILMA DECLARATIONS ONLY**

**AS OF 04-19-2006**

<b>PROGRAM AREA</b>	<b>ALLOCATIONS</b>	<b>OBLIGATIONS</b>	<b>EXPENDITURES</b>
1-HUMAN SERVICES	14,752,470,848	12,701,714,346	11,186,385,860
2-INFRASTRUCTURE	5,604,292,210	5,525,188,055	2,609,021,706
3-MITIGATION	61,075,775	31,644,817	7,190,980
4-OPERATIONS	5,887,562,294	5,855,248,192	422,420,031
5-ADMINISTRATION	7,360,043,120	6,723,508,524	2,710,636,617
<b>Grand Total</b>	<b>33,665,444,248</b>	<b>30,837,303,934</b>	<b>16,935,655,193</b>

**FINANCIAL INFORMATION TOOL**  
**FOR HURRICANE KATRINA, RITA, & WILMA DECLARATIONS ONLY**

**AS OF 04-19-2006**

PROGRAM AREA	PROGRAM NAME	ALLOCATIONS	OBLIGATIONS	EXPENDITURES
1-HUMAN SERVICES	2503-UNEMPLOYMENT	422,599,804	353,471,233	353,471,233
	2504-CRISIS COUNSELING-NIMH	73,778,211	25,842,532	23,373,294
	2576-LEGAL SERVICES	219,775	84,767	79,767
	2592-INSPECTIONS	287,337,154	252,247,637	189,033,873
	4149-OTHER NEEDS ASSISTANCE	1,939,070,823	1,909,070,823	1,821,504,862
	414X-HOUSING ASSISTANCE	5,183,276,129	5,183,038,758	4,988,530,609
	4152-CRISIS COUNSELING-SCC	38,858,450	33,108,350	16,284,970
	4154-OTHER NEEDS ASSISTANCE	68,880,000	68,880,000	65,137,011
	MANUFACTURED HOUSING	6,738,450,503	4,875,970,247	3,728,970,241
<b>1-HUMAN SERVICES Total</b>		<b>14,752,470,848</b>	<b>12,701,714,346</b>	<b>11,186,385,860</b>
2-INFRASTRUCTURE	2594-INSPECTIONS	355,351,100	337,903,500	128,051,971
	416X-PUBLIC ASSISTANCE	5,248,941,110	5,187,284,555	2,480,969,736
<b>2-INFRASTRUCTURE Total</b>		<b>5,604,292,210</b>	<b>5,525,188,055</b>	<b>2,609,021,706</b>
3-MITIGATION	2593-INSPECTIONS	43,888,695	22,784,915	6,938,741
	4173-HAZARD MITIGATION	17,187,080	8,859,902	252,239
<b>3-MITIGATION Total</b>		<b>61,075,775</b>	<b>31,644,817</b>	<b>7,190,980</b>
4-OPERATIONS	2507-MISSIONS-TA	44,105,756	28,579,056	2,118,681
	2508-MISSIONS-DFA	5,843,456,538	5,826,669,136	420,301,350
<b>4-OPERATIONS Total</b>		<b>5,887,562,294</b>	<b>5,855,248,192</b>	<b>422,420,031</b>
5-ADMINISTRATION	11XX-SALARIES & BENEFITS	381,650,081	343,228,160	343,228,160
	21XX-TRAVEL	256,454,520	241,498,125	204,612,022
	22XX-TRANSPORTION	63,409,111	52,841,951	37,072,929
	23XX-RENT, COMM, UTILITIES	286,813,106	243,180,463	156,173,590
	24XX-PRINT & REPRO	6,679,088	5,457,214	1,901,363
	2501-MISSIONS-FOS	2,868,652,665	2,845,853,741	350,943,317
	25XX-OTHER SERVICES	2,477,117,153	2,064,065,491	1,112,440,677
	26XX-SUPPLIES & MATERIALS	680,395,024	627,193,524	320,236,528
	31XX-EQUIPMENT	222,999,983	189,210,096	154,836,067
	32XX-LAND & STRUCTURES	12,060,691	7,540,270	2,890,348
4101-URBAN SEARCH & RESCUE	103,811,696	103,439,490	26,301,615	
<b>5-ADMINISTRATION Total</b>		<b>7,360,043,120</b>	<b>6,723,508,524</b>	<b>2,710,636,617</b>
<b>Grand Total</b>		<b>33,665,444,248</b>	<b>30,837,303,934</b>	<b>16,935,655,193</b>

**FINANCIAL INFORMATION TOOL**  
**FOR HURRICANE KATRINA, RITA, & WILMA DECLARATIONS ONLY**

**AS OF 04-19-2006**

PROG CODE	STATE NAME	EVENT NAME	DECLARED	ALLOCATIONS	OBLIGATIONS	EXPENDITURES
1602DR	FLORIDA	KATRINA	8/28/2005	190,322,244	180,680,622	104,211,696
1603DR	LOUISIANA	KATRINA	8/29/2005	16,753,631,548	15,275,536,092	8,645,438,117
1604DR	MISSISSIPPI	KATRINA	8/29/2005	8,476,354,442	7,621,221,135	3,733,038,936
1605DR	ALABAMA	KATRINA	8/29/2005	1,685,117,349	1,610,448,156	1,303,278,317
1606DR	TEXAS	RITA	9/24/2005	2,076,920,969	1,873,177,337	1,043,186,349
1607DR	LOUISIANA	RITA	9/24/2005	1,737,180,718	1,642,448,780	789,980,561
1609DR	FLORIDA	WILMA	10/24/2005	1,889,829,772	1,813,183,793	831,005,904
3212EM	LOUISIANA	KATRINA	8/27/2005	8,508,058	8,508,058	667,933
3213EM	MISSISSIPPI	KATRINA	8/28/2005	2,622,585	2,622,585	89,059
3214EM	ALABAMA	KATRINA	8/28/2005	84,454	84,454	52,976
3215EM	ARKANSAS	KATRINA	9/2/2005	50,809,159	49,158,158	39,822,696
3216EM	TEXAS	KATRINA	9/2/2005	504,713,351	499,662,200	363,360,519
3217EM	TENNESSEE	KATRINA	9/5/2005	29,090,380	27,573,221	17,460,703
3218EM	GEORGIA	KATRINA	9/5/2005	20,992,000	20,432,858	8,615,317
3219EM	OKLAHOMA	KATRINA	9/5/2005	10,627,223	9,279,172	6,277,419
3220EM	FLORIDA	KATRINA	9/5/2005	9,202,272	7,848,091	226,386
3221EM	WEST VIRGINIA	KATRINA	9/5/2005	444,811	419,345	251,766
3222EM	NORTH CAROLINA	KATRINA	9/5/2005	2,002,261	1,970,953	1,205,390
3223EM	UTAH	KATRINA	9/5/2005	1,457,326	1,435,501	1,130,689
3224EM	COLORADO	KATRINA	9/5/2005	13,541,592	13,509,581	11,562,483
3225EM	MICHIGAN	KATRINA	9/7/2005	1,780,284	1,422,152	596,263
3226EM	DISTRICT OF COLUMBIA	KATRINA	9/7/2005	1,555,241	1,465,828	54,053
3227EM	WASHINGTON	KATRINA	9/7/2005	3,312,533	3,229,858	272,129
3228EM	OREGON	KATRINA	9/7/2005	2,092,300	2,085,339	332,594
3229EM	NEW MEXICO	KATRINA	9/7/2005	2,246,307	912,682	145,829
3230EM	ILLINOIS	KATRINA	9/7/2005	2,633,085	903,994	846,358
3231EM	KENTUCKY	KATRINA	9/10/2005	4,022,000	3,931,328	663,437
3232EM	MISSOURI	KATRINA	9/10/2005	2,840,745	2,483,107	565,880
3233EM	SOUTH CAROLINA	KATRINA	9/10/2005	3,671,915	3,320,685	2,941,620
3234EM	SOUTH DAKOTA	KATRINA	9/10/2005	344,422	321,720	207,584
3235EM	PENNSYLVANIA	KATRINA	9/10/2005	2,824,075	2,591,191	995,760
3236EM	KANSAS	KATRINA	9/10/2005	219,498	141,555	130,595
3237EM	ALABAMA	KATRINA	9/10/2005	3,500,000	2,962,222	1,035,973
3238EM	INDIANA	KATRINA	9/10/2005	4,150,856	3,791,632	1,942
3239EM	IOWA	KATRINA	9/10/2005	288,998	228,257	148,962



PROG CODE	STATE NAME	EVENT NAME	DECLARED	ALLOCATIONS	OBLIGATIONS	EXPENDITURES
3240EM	VIRGINIA	KATRINA	9/12/2005	693,010	663,682	331,808
3241EM	ARIZONA	KATRINA	9/12/2005	6,398,730	6,370,487	3,690,841
3242EM	MINNESOTA	KATRINA	9/13/2005	15,024,450	3,449,504	941,509
3243EM	NEVADA	KATRINA	9/13/2005	1,341,200	876,764	637,179
3244EM	IDAHO	KATRINA	9/13/2005	619,837	594,243	107,454
3245EM	NEBRASKA	KATRINA	9/13/2005	266,702	211,402	22,790
3246EM	CONNECTICUT	KATRINA	9/13/2005	1,043,301	388,148	20,708
3247EM	NORTH DAKOTA	KATRINA	9/13/2005	88,387	68,149	20,151
3248EM	CALIFORNIA	KATRINA	9/13/2005	968,320	654,611	542,212
3249EM	WISCONSIN	KATRINA	9/13/2005	3,525,965	2,972,152	554,136
3250EM	OHIO	KATRINA	9/13/2005	2,543,530	2,157,511	1,423,538
3251EM	MARYLAND	KATRINA	9/13/2005	3,106,326	1,050,143	265,826
3252EM	MASSACHUSETTS	KATRINA	9/13/2005	5,491,346	4,596,543	4,250,271
3253EM	MONTANA	KATRINA	9/13/2005	488,952	475,054	144,358
3255EM	RHODE ISLAND	KATRINA	9/19/2005	1,524,708	1,025,983	12,057
3256EM	MAINE	KATRINA	9/19/2005	106,000	53,927	
3257EM	NEW JERSEY	KATRINA	9/19/2005	170,293	155,144	145,058
3258EM	NEW HAMPSHIRE	KATRINA	9/19/2005	106,000	15,887	92
3259EM	FLORIDA	RITA	9/20/2005	10,045,741	9,936,086	4,949,670
3260EM	LOUISIANA	RITA	9/21/2005	275,000	275,000	
3261EM	TEXAS	RITA	9/21/2005	110,999,539	110,942,616	6,744,499
3262EM	NEW YORK	KATRINA	9/30/2005	1,550,796	1,296,374	1,025,050
3263EM	DELAWARE	KATRINA	9/30/2005	131,341	82,882	23,792
<b>Grand Total</b>				<b>33,665,444,248</b>	<b>30,837,303,934</b>	<b>16,935,655,193</b>

**FINANCIAL INFORMATION TOOL**  
**FOR HURRICANE KATRINA, RITA, & WILMA DECLARATIONS ONLY**  
**AS OF 04-19-2006**

EVENT NAME	STATE NAME	PROG CODE	DECLARED	ALLOCATIONS	OBLIGATIONS	EXPENDITURES
1602DR	FLORIDA	KATRINA	8/28/2005	190,322,244	180,680,622	104,211,696
1603DR	LOUISIANA	KATRINA	8/29/2005	16,753,631,548	15,275,536,092	8,645,438,117
1604DR	MISSISSIPPI	KATRINA	8/29/2005	8,476,354,442	7,621,221,135	3,733,038,936
1605DR	ALABAMA	KATRINA	8/29/2005	1,685,117,349	1,610,448,156	1,303,278,317
1606DR	TEXAS	RITA	9/24/2005	2,076,920,969	1,873,177,337	1,043,186,349
1607DR	LOUISIANA	RITA	9/24/2005	1,737,180,718	1,642,448,780	789,980,561
1609DR	FLORIDA	WILMA	10/24/2005	1,889,829,772	1,813,183,793	831,005,904
3212EM	LOUISIANA	KATRINA	8/27/2005	8,508,058	8,508,058	667,933
3213EM	MISSISSIPPI	KATRINA	8/28/2005	2,622,585	2,622,585	89,059
3214EM	ALABAMA	KATRINA	8/28/2005	84,454	84,454	52,976
3215EM	ARKANSAS	KATRINA	9/2/2005	50,809,159	49,158,158	39,822,696
3216EM	TEXAS	KATRINA	9/2/2005	504,713,351	499,662,200	363,360,519
3217EM	TENNESSEE	KATRINA	9/5/2005	29,090,380	27,573,221	17,460,703
3218EM	GEORGIA	KATRINA	9/5/2005	20,992,000	20,432,858	8,615,317
3219EM	OKLAHOMA	KATRINA	9/5/2005	10,627,223	9,279,172	6,277,419
3220EM	FLORIDA	KATRINA	9/5/2005	9,202,272	7,848,091	226,386
3221EM	WEST VIRGINIA	KATRINA	9/5/2005	444,811	419,345	251,766
3222EM	NORTH CAROLINA	KATRINA	9/5/2005	2,002,261	1,970,953	1,205,390
3223EM	UTAH	KATRINA	9/5/2005	1,457,326	1,435,501	1,130,689
3224EM	COLORADO	KATRINA	9/5/2005	13,541,592	13,509,581	11,562,483
3225EM	MICHIGAN	KATRINA	9/7/2005	1,780,284	1,422,152	596,263
3226EM	DISTRICT OF COLUMBIA	KATRINA	9/7/2005	1,555,241	1,465,828	54,053
3227EM	WASHINGTON	KATRINA	9/7/2005	3,312,533	3,229,858	272,129
3228EM	OREGON	KATRINA	9/7/2005	2,092,300	2,085,339	332,594
3229EM	NEW MEXICO	KATRINA	9/7/2005	2,246,307	912,682	145,829
3230EM	ILLINOIS	KATRINA	9/7/2005	2,633,085	903,994	846,358
3231EM	KENTUCKY	KATRINA	9/10/2005	4,022,000	3,931,328	663,437
3232EM	MISSOURI	KATRINA	9/10/2005	2,840,745	2,483,107	565,880
3233EM	SOUTH CAROLINA	KATRINA	9/10/2005	3,671,915	3,320,685	2,941,620
3234EM	SOUTH DAKOTA	KATRINA	9/10/2005	344,422	321,720	207,584
3235EM	PENNSYLVANIA	KATRINA	9/10/2005	2,824,075	2,591,191	995,760
3236EM	KANSAS	KATRINA	9/10/2005	219,498	141,555	130,595
3237EM	ALABAMA	KATRINA	9/10/2005	3,500,000	2,962,222	1,035,973
3238EM	INDIANA	KATRINA	9/10/2005	4,150,856	3,791,632	1,942
3239EM	IOWA	KATRINA	9/10/2005	288,998	228,257	148,962
3240EM	VIRGINIA	KATRINA	9/12/2005	693,010	663,682	331,808
3241EM	ARIZONA	KATRINA	9/12/2005	6,398,730	6,370,487	3,690,841
3242EM	MINNESOTA	KATRINA	9/13/2005	15,024,450	3,449,504	941,509
3243EM	NEVADA	KATRINA	9/13/2005	1,341,200	876,764	637,179
3244EM	IDAHO	KATRINA	9/13/2005	619,837	594,243	107,454
3245EM	NEBRASKA	KATRINA	9/13/2005	266,702	211,402	22,790
3246EM	CONNECTICUT	KATRINA	9/13/2005	1,043,301	388,148	20,708

EVENT NAME	STATE NAME	PROG CODE	DECLARED	ALLOCATIONS	OBLIGATIONS	EXPENDITURES
3247EM	NORTH DAKOTA	KATRINA	9/13/2005	88,387	68,149	20,151
3248EM	CALIFORNIA	KATRINA	9/13/2005	968,320	654,611	542,212
3249EM	WISCONSIN	KATRINA	9/13/2005	3,525,965	2,972,152	554,136
3250EM	OHIO	KATRINA	9/13/2005	2,543,530	2,157,511	1,423,538
3251EM	MARYLAND	KATRINA	9/13/2005	3,106,326	1,050,143	265,826
3252EM	MASSACHUSETTS	KATRINA	9/13/2005	5,491,346	4,596,543	4,250,271
3253EM	MONTANA	KATRINA	9/13/2005	488,952	475,054	144,358
3255EM	RHODE ISLAND	KATRINA	9/19/2005	1,524,708	1,025,983	12,057
3256EM	MAINE	KATRINA	9/19/2005	106,000	53,927	
3257EM	NEW JERSEY	KATRINA	9/19/2005	170,293	155,144	145,058
3258EM	NEW HAMPSHIRE	KATRINA	9/19/2005	106,000	15,887	92
3259EM	FLORIDA	RITA	9/20/2005	10,045,741	9,936,086	4,949,670
3260EM	LOUISIANA	RITA	9/21/2005	275,000	275,000	
3261EM	TEXAS	RITA	9/21/2005	110,999,539	110,942,616	6,744,499
3262EM	NEW YORK	KATRINA	9/30/2005	1,550,796	1,296,374	1,025,050
3263EM	DELAWARE	KATRINA	9/30/2005	131,341	82,882	23,792
<b>Grand Total</b>				<b>33,665,444,248</b>	<b>30,837,303,934</b>	<b>16,935,655,193</b>

**FINANCIAL INFORMATION TOOL**  
**FOR HURRICANE KATRINA, RITA, & WILMA DECLARATIONS ONLY**

**AS OF 04-19-2006**

STATE NAME	EVENT NAME	PROG CODE	DECLARED	ALLOCATIONS	OBLIGATIONS	EXPENDITURES
ALABAMA	KATRINA	1605DR	8/29/2005	1,685,117,349	1,610,448,156	1,303,278,317
		3214EM	8/28/2005	84,454	84,454	52,976
		3237EM	9/10/2005	3,500,000	2,962,222	1,035,973
<b>ALABAMA Total</b>				<b>1,688,701,803</b>	<b>1,613,494,832</b>	<b>1,304,367,265</b>
ARIZONA	KATRINA	3241EM	9/12/2005	6,398,730	6,370,487	3,690,841
<b>ARIZONA Total</b>				<b>6,398,730</b>	<b>6,370,487</b>	<b>3,690,841</b>
ARKANSAS	KATRINA	3215EM	9/2/2005	50,809,159	49,158,158	39,822,696
<b>ARKANSAS Total</b>				<b>50,809,159</b>	<b>49,158,158</b>	<b>39,822,696</b>
CALIFORNIA	KATRINA	3248EM	9/13/2005	968,320	654,611	542,212
<b>CALIFORNIA Total</b>				<b>968,320</b>	<b>654,611</b>	<b>542,212</b>
COLORADO	KATRINA	3224EM	9/5/2005	13,541,592	13,509,581	11,562,483
<b>COLORADO Total</b>				<b>13,541,592</b>	<b>13,509,581</b>	<b>11,562,483</b>
CONNECTICUT	KATRINA	3246EM	9/13/2005	1,043,301	388,148	20,708
<b>CONNECTICUT Total</b>				<b>1,043,301</b>	<b>388,148</b>	<b>20,708</b>
DELAWARE	KATRINA	3263EM	9/30/2005	131,341	82,882	23,792
<b>DELAWARE Total</b>				<b>131,341</b>	<b>82,882</b>	<b>23,792</b>
DISTRICT OF COLUMBIA	KATRINA	3226EM	9/7/2005	1,555,241	1,465,828	54,053
<b>DISTRICT OF COLUMBIA Total</b>				<b>1,555,241</b>	<b>1,465,828</b>	<b>54,053</b>
FLORIDA	KATRINA	1602DR	8/28/2005	190,322,244	180,680,622	104,211,696
		3220EM	9/5/2005	9,202,272	7,848,091	226,386
	RITA	3259EM	9/20/2005	10,045,741	9,936,086	4,949,670
	WILMA	1609DR	10/24/2005	1,889,829,772	1,813,183,793	831,005,904
<b>FLORIDA Total</b>				<b>2,099,400,028</b>	<b>2,011,648,592</b>	<b>940,393,655</b>
GEORGIA	KATRINA	3218EM	9/5/2005	20,992,000	20,432,858	8,615,317
<b>GEORGIA Total</b>				<b>20,992,000</b>	<b>20,432,858</b>	<b>8,615,317</b>
IDAHO	KATRINA	3244EM	9/13/2005	619,837	594,243	107,454
<b>IDAHO Total</b>				<b>619,837</b>	<b>594,243</b>	<b>107,454</b>
ILLINOIS	KATRINA	3230EM	9/7/2005	2,633,085	903,994	846,358
<b>ILLINOIS Total</b>				<b>2,633,085</b>	<b>903,994</b>	<b>846,358</b>
INDIANA	KATRINA	3238EM	9/10/2005	4,150,856	3,791,632	1,942
<b>INDIANA Total</b>				<b>4,150,856</b>	<b>3,791,632</b>	<b>1,942</b>
IOWA	KATRINA	3239EM	9/10/2005	288,998	228,257	148,962
<b>IOWA Total</b>				<b>288,998</b>	<b>228,257</b>	<b>148,962</b>
KANSAS	KATRINA	3236EM	9/10/2005	219,498	141,555	130,595
<b>KANSAS Total</b>				<b>219,498</b>	<b>141,555</b>	<b>130,595</b>
KENTUCKY	KATRINA	3231EM	9/10/2005	4,022,000	3,931,328	663,437
<b>KENTUCKY Total</b>				<b>4,022,000</b>	<b>3,931,328</b>	<b>663,437</b>
LOUISIANA	KATRINA	1603DR	8/29/2005	16,753,631,548	15,275,536,092	8,645,438,117
		3212EM	8/27/2005	8,508,058	8,508,058	667,933
	RITA	1607DR	9/24/2005	1,737,180,718	1,642,448,780	789,980,561
	3260EM	9/21/2005	275,000	275,000		

STATE NAME	EVENT NAME	PROG CODE	DECLARED	ALLOCATIONS	OBLIGATIONS	EXPENDITURES
<b>LOUISIANA Total</b>				<b>18,499,595,325</b>	<b>16,926,767,931</b>	<b>9,436,086,611</b>
MAINE	KATRINA	3256EM	9/19/2005	106,000	53,927	
<b>MAINE Total</b>				<b>106,000</b>	<b>53,927</b>	
MARYLAND	KATRINA	3251EM	9/13/2005	3,106,326	1,050,143	265,826
<b>MARYLAND Total</b>				<b>3,106,326</b>	<b>1,050,143</b>	<b>265,826</b>
MASSACHUSETTS	KATRINA	3252EM	9/13/2005	5,491,346	4,596,543	4,250,271
<b>MASSACHUSETTS Total</b>				<b>5,491,346</b>	<b>4,596,543</b>	<b>4,250,271</b>
MICHIGAN	KATRINA	3225EM	9/7/2005	1,780,284	1,422,152	596,263
<b>MICHIGAN Total</b>				<b>1,780,284</b>	<b>1,422,152</b>	<b>596,263</b>
MINNESOTA	KATRINA	3242EM	9/13/2005	15,024,450	3,449,504	941,509
<b>MINNESOTA Total</b>				<b>15,024,450</b>	<b>3,449,504</b>	<b>941,509</b>
MISSISSIPPI	KATRINA	1604DR	8/29/2005	8,476,354,442	7,621,221,135	3,733,038,936
		3213EM	8/28/2005	2,622,585	2,622,585	89,059
<b>MISSISSIPPI Total</b>				<b>8,478,977,027</b>	<b>7,623,843,719</b>	<b>3,733,127,995</b>
MISSOURI	KATRINA	3232EM	9/10/2005	2,840,745	2,483,107	565,880
<b>MISSOURI Total</b>				<b>2,840,745</b>	<b>2,483,107</b>	<b>565,880</b>
MONTANA	KATRINA	3253EM	9/13/2005	488,952	475,054	144,358
<b>MONTANA Total</b>				<b>488,952</b>	<b>475,054</b>	<b>144,358</b>
NEBRASKA	KATRINA	3245EM	9/13/2005	266,702	211,402	22,790
<b>NEBRASKA Total</b>				<b>266,702</b>	<b>211,402</b>	<b>22,790</b>
NEVADA	KATRINA	3243EM	9/13/2005	1,341,200	876,764	637,179
<b>NEVADA Total</b>				<b>1,341,200</b>	<b>876,764</b>	<b>637,179</b>
NEW HAMPSHIRE	KATRINA	3258EM	9/19/2005	106,000	15,887	92
<b>NEW HAMPSHIRE Total</b>				<b>106,000</b>	<b>15,887</b>	<b>92</b>
NEW JERSEY	KATRINA	3257EM	9/19/2005	170,293	155,144	145,058
<b>NEW JERSEY Total</b>				<b>170,293</b>	<b>155,144</b>	<b>145,058</b>
NEW MEXICO	KATRINA	3229EM	9/7/2005	2,246,307	912,682	145,829
<b>NEW MEXICO Total</b>				<b>2,246,307</b>	<b>912,682</b>	<b>145,829</b>
NEW YORK	KATRINA	3262EM	9/30/2005	1,550,796	1,296,374	1,025,050
<b>NEW YORK Total</b>				<b>1,550,796</b>	<b>1,296,374</b>	<b>1,025,050</b>
NORTH CAROLINA	KATRINA	3222EM	9/5/2005	2,002,261	1,970,953	1,205,390
<b>NORTH CAROLINA Total</b>				<b>2,002,261</b>	<b>1,970,953</b>	<b>1,205,390</b>
NORTH DAKOTA	KATRINA	3247EM	9/13/2005	88,387	68,149	20,151
<b>NORTH DAKOTA Total</b>				<b>88,387</b>	<b>68,149</b>	<b>20,151</b>
OHIO	KATRINA	3250EM	9/13/2005	2,543,530	2,157,511	1,423,538
<b>OHIO Total</b>				<b>2,543,530</b>	<b>2,157,511</b>	<b>1,423,538</b>
OKLAHOMA	KATRINA	3219EM	9/5/2005	10,627,223	9,279,172	6,277,419
<b>OKLAHOMA Total</b>				<b>10,627,223</b>	<b>9,279,172</b>	<b>6,277,419</b>
OREGON	KATRINA	3228EM	9/7/2005	2,092,300	2,085,339	332,594
<b>OREGON Total</b>				<b>2,092,300</b>	<b>2,085,339</b>	<b>332,594</b>
PENNSYLVANIA	KATRINA	3235EM	9/10/2005	2,824,075	2,591,191	995,760
<b>PENNSYLVANIA Total</b>				<b>2,824,075</b>	<b>2,591,191</b>	<b>995,760</b>
RHODE ISLAND	KATRINA	3255EM	9/19/2005	1,524,708	1,025,983	12,057
<b>RHODE ISLAND Total</b>				<b>1,524,708</b>	<b>1,025,983</b>	<b>12,057</b>
SOUTH CAROLINA	KATRINA	3233EM	9/10/2005	3,671,915	3,320,685	2,941,620
<b>SOUTH CAROLINA Total</b>				<b>3,671,915</b>	<b>3,320,685</b>	<b>2,941,620</b>
SOUTH DAKOTA	KATRINA	3234EM	9/10/2005	344,422	321,720	207,584

STATE NAME	EVENT NAME	PROG CODE	DECLARED	ALLOCATIONS	OBLIGATIONS	EXPENDITURES
<b>SOUTH DAKOTA Total</b>				<b>344,422</b>	<b>321,720</b>	<b>207,584</b>
TENNESSEE	KATRINA	3217EM	9/5/2005	29,090,380	27,573,221	17,460,703
<b>TENNESSEE Total</b>				<b>29,090,380</b>	<b>27,573,221</b>	<b>17,460,703</b>
TEXAS	KATRINA	3216EM	9/2/2005	504,713,351	499,662,200	363,360,519
	RITA	1606DR	9/24/2005	2,076,920,969	1,873,177,337	1,043,186,349
		3261EM	9/21/2005	110,999,539	110,942,616	6,744,499
<b>TEXAS Total</b>				<b>2,692,633,859</b>	<b>2,483,782,152</b>	<b>1,413,291,368</b>
UTAH	KATRINA	3223EM	9/5/2005	1,457,326	1,435,501	1,130,689
<b>UTAH Total</b>				<b>1,457,326</b>	<b>1,435,501</b>	<b>1,130,689</b>
VIRGINIA	KATRINA	3240EM	9/12/2005	693,010	663,682	331,808
<b>VIRGINIA Total</b>				<b>693,010</b>	<b>663,682</b>	<b>331,808</b>
WASHINGTON	KATRINA	3227EM	9/7/2005	3,312,533	3,229,858	272,129
<b>WASHINGTON Total</b>				<b>3,312,533</b>	<b>3,229,858</b>	<b>272,129</b>
WEST VIRGINIA	KATRINA	3221EM	9/5/2005	444,811	419,345	251,766
<b>WEST VIRGINIA Total</b>				<b>444,811</b>	<b>419,345</b>	<b>251,766</b>
WISCONSIN	KATRINA	3249EM	9/13/2005	3,525,965	2,972,152	554,136
<b>WISCONSIN Total</b>				<b>3,525,965</b>	<b>2,972,152</b>	<b>554,136</b>
<b>Grand Total</b>				<b>33,665,444,248</b>	<b>30,837,303,934</b>	<b>16,935,655,193</b>

**FINANCIAL INFORMATION TOOL**  
**FOR HURRICANE KATRINA, RITA, & WILMA DECLARATIONS ONLY**

**AS OF 04-19-2006**

PROG CODE	STATE NAME	EVENT NAME	DECLARED	PROGRAM AREA	ALLOCATIONS	OBLIGATIONS	EXPENDITURES
1602DR	FLORIDA	KATRINA	8/28/2005	2-INFRASTRUCTURE	158,558,474	153,190,774	92,509,528
				4-OPERATIONS	10,000	10,000	
				5-ADMINISTRATION	31,753,770	27,479,848	11,702,168
<b>1602DR Total</b>					<b>190,322,244</b>	<b>180,680,622</b>	<b>104,211,696</b>
1603DR	LOUISIANA	KATRINA	8/29/2005	1-HUMAN SERVICES	8,494,469,490	7,363,797,194	6,404,749,607
				2-INFRASTRUCTURE	2,291,806,247	2,288,824,537	862,270,225
				3-MITIGATION	22,029,394	9,017,699	2,758,260
				4-OPERATIONS	2,974,685,001	2,973,971,500	189,477,559
				5-ADMINISTRATION	2,970,641,416	2,639,925,163	1,186,182,466
<b>1603DR Total</b>					<b>16,753,631,548</b>	<b>15,275,536,092</b>	<b>8,645,438,117</b>
1604DR	MISSISSIPPI	KATRINA	8/29/2005	1-HUMAN SERVICES	3,026,575,470	2,320,755,508	2,080,706,720
				2-INFRASTRUCTURE	1,081,651,860	1,080,531,701	529,981,638
				3-MITIGATION	17,998,947	10,923,894	1,619,455
				4-OPERATIONS	1,689,292,910	1,660,324,709	127,471,725
				5-ADMINISTRATION	2,660,835,255	2,548,685,323	993,259,398
<b>1604DR Total</b>					<b>8,476,354,442</b>	<b>7,621,221,135</b>	<b>3,733,038,936</b>
1605DR	ALABAMA	KATRINA	8/29/2005	1-HUMAN SERVICES	1,204,442,053	1,141,990,998	1,091,739,879
				2-INFRASTRUCTURE	100,426,362	98,606,829	68,198,913
				3-MITIGATION	2,784,984	2,449,984	718,306
				4-OPERATIONS	181,500,000	181,500,000	51,885,103
				5-ADMINISTRATION	195,963,949	185,900,345	90,736,117
<b>1605DR Total</b>					<b>1,685,117,349</b>	<b>1,610,448,156</b>	<b>1,303,278,317</b>
1606DR	TEXAS	RITA	9/24/2005	1-HUMAN SERVICES	947,313,522	857,963,187	685,062,932
				2-INFRASTRUCTURE	277,493,900	250,710,447	151,794,138
				3-MITIGATION	11,983,923	3,819,956	428,448
				4-OPERATIONS	238,150,000	235,517,600	251,253
				5-ADMINISTRATION	601,979,624	525,166,148	205,649,578
<b>1606DR Total</b>					<b>2,076,920,969</b>	<b>1,873,177,337</b>	<b>1,043,186,349</b>
1607DR	LOUISIANA	RITA	9/24/2005	1-HUMAN SERVICES	589,862,832	541,366,202	529,962,199
				2-INFRASTRUCTURE	204,714,097	203,961,388	59,969,905
				3-MITIGATION	5,278,527	4,533,487	1,544,629
				4-OPERATIONS	521,036,000	521,036,000	51,280,716
				5-ADMINISTRATION	416,289,263	371,551,703	147,223,112
<b>1607DR Total</b>					<b>1,737,180,718</b>	<b>1,642,448,780</b>	<b>789,980,561</b>
1609DR	FLORIDA	WILMA	10/24/2005	1-HUMAN SERVICES	489,807,481	475,841,258	394,164,523
				2-INFRASTRUCTURE	828,176,700	818,771,153	378,389,203
				3-MITIGATION	1,000,000	899,797	121,881
				4-OPERATIONS	234,028,384	234,028,384	753,329
				5-ADMINISTRATION	336,817,207	283,643,201	57,576,968
<b>1609DR Total</b>					<b>1,889,829,772</b>	<b>1,813,183,793</b>	<b>831,005,904</b>
3212EM	LOUISIANA	KATRINA	8/27/2005	2-INFRASTRUCTURE			
				4-OPERATIONS	1,500,000	1,500,000	
				5-ADMINISTRATION	7,008,058	7,008,058	667,933
<b>3212EM Total</b>					<b>8,508,058</b>	<b>8,508,058</b>	<b>667,933</b>
3213EM	MISSISSIPPI	KATRINA	8/28/2005	2-INFRASTRUCTURE			
				4-OPERATIONS			
				5-ADMINISTRATION	2,622,585	2,622,585	89,059
<b>3213EM Total</b>					<b>2,622,585</b>	<b>2,622,585</b>	<b>89,059</b>

PROG CODE	STATE NAME	EVENT NAME	DECLARED	PROGRAM AREA	ALLOCATIONS	OBLIGATIONS	EXPENDITURES
3214EM	ALABAMA	KATRINA	8/28/2005	2-INFRASTRUCTURE			
				4-OPERATIONS			
				5-ADMINISTRATION	84,454	84,454	52,976
<b>3214EM Total</b>				<b>84,454</b>	<b>84,454</b>	<b>52,976</b>	
3215EM	ARKANSAS	KATRINA	9/2/2005	2-INFRASTRUCTURE	43,083,900	41,942,403	36,850,111
				4-OPERATIONS	3,500,000	3,500,000	
				5-ADMINISTRATION	4,225,259	3,715,755	2,972,586
<b>3215EM Total</b>				<b>50,809,159</b>	<b>49,158,158</b>	<b>39,822,696</b>	
3216EM	TEXAS	KATRINA	9/2/2005	2-INFRASTRUCTURE	445,950,699	443,519,396	353,796,032
				4-OPERATIONS	37,740,000	37,740,000	1,300,346
				5-ADMINISTRATION	21,022,652	18,402,804	8,264,142
<b>3216EM Total</b>				<b>504,713,351</b>	<b>499,662,200</b>	<b>363,360,519</b>	
3217EM	TENNESSEE	KATRINA	9/5/2005	2-INFRASTRUCTURE	29,000,000	27,482,841	17,379,340
				4-OPERATIONS	5,000	5,000	
				5-ADMINISTRATION	85,380	85,380	81,363
<b>3217EM Total</b>				<b>29,090,380</b>	<b>27,573,221</b>	<b>17,460,703</b>	
3218EM	GEORGIA	KATRINA	9/5/2005	2-INFRASTRUCTURE	20,900,000	20,340,858	8,614,550
				5-ADMINISTRATION	92,000	92,000	767
<b>3218EM Total</b>				<b>20,992,000</b>	<b>20,432,858</b>	<b>8,615,317</b>	
3219EM	OKLAHOMA	KATRINA	9/5/2005	2-INFRASTRUCTURE	10,450,313	9,119,862	6,132,487
				5-ADMINISTRATION	176,910	159,311	144,933
<b>3219EM Total</b>				<b>10,627,223</b>	<b>9,279,172</b>	<b>6,277,419</b>	
3220EM	FLORIDA	KATRINA	9/5/2005	2-INFRASTRUCTURE	9,200,000	7,845,819	224,114
				5-ADMINISTRATION	2,272	2,272	2,272
<b>3220EM Total</b>				<b>9,202,272</b>	<b>7,848,091</b>	<b>226,386</b>	
3221EM	WEST VIRGINIA	KATRINA	9/5/2005	2-INFRASTRUCTURE	321,000	315,855	148,276
				5-ADMINISTRATION	123,811	103,490	103,490
<b>3221EM Total</b>				<b>444,811</b>	<b>419,345</b>	<b>251,766</b>	
3222EM	NORTH CAROLINA	KATRINA	9/5/2005	2-INFRASTRUCTURE	2,000,000	1,968,692	1,205,129
				5-ADMINISTRATION	2,261	2,261	261
<b>3222EM Total</b>				<b>2,002,261</b>	<b>1,970,953</b>	<b>1,205,390</b>	
3223EM	UTAH	KATRINA	9/5/2005	2-INFRASTRUCTURE	1,333,020	1,333,020	1,087,584
				4-OPERATIONS	5,000	5,000	
				5-ADMINISTRATION	119,306	97,482	43,105
<b>3223EM Total</b>				<b>1,457,326</b>	<b>1,435,501</b>	<b>1,130,689</b>	
3224EM	COLORADO	KATRINA	9/5/2005	2-INFRASTRUCTURE	13,104,954	13,104,954	11,177,960
				4-OPERATIONS			
				5-ADMINISTRATION	436,638	404,628	384,523
<b>3224EM Total</b>				<b>13,541,592</b>	<b>13,509,581</b>	<b>11,562,483</b>	
3225EM	MICHIGAN	KATRINA	9/7/2005	2-INFRASTRUCTURE	1,325,000	1,122,604	369,678
				5-ADMINISTRATION	455,284	299,548	226,585
<b>3225EM Total</b>				<b>1,780,284</b>	<b>1,422,152</b>	<b>596,263</b>	
3226EM	DISTRICT OF COLUMBIA	KATRINA	9/7/2005	2-INFRASTRUCTURE	1,454,438	1,410,771	
				5-ADMINISTRATION	100,803	55,057	54,053
<b>3226EM Total</b>				<b>1,555,241</b>	<b>1,465,828</b>	<b>54,053</b>	
3227EM	WASHINGTON	KATRINA	9/7/2005	2-INFRASTRUCTURE	2,936,187	2,936,186	
				5-ADMINISTRATION	376,346	293,672	272,129
<b>3227EM Total</b>				<b>3,312,533</b>	<b>3,229,858</b>	<b>272,129</b>	
3228EM	OREGON	KATRINA	9/7/2005	2-INFRASTRUCTURE	2,047,247	2,047,243	301,461
				5-ADMINISTRATION	45,053	38,096	31,133
<b>3228EM Total</b>				<b>2,092,300</b>	<b>2,085,339</b>	<b>332,594</b>	
3229EM	NEW MEXICO	KATRINA	9/7/2005	2-INFRASTRUCTURE	2,139,800	842,550	79,467
				5-ADMINISTRATION	106,507	70,132	66,361
<b>3229EM Total</b>				<b>2,246,307</b>	<b>912,682</b>	<b>145,829</b>	



PROG CODE	STATE NAME	EVENT NAME	DECLARED	PROGRAM AREA	ALLOCATIONS	OBLIGATIONS	EXPENDITURES
3230EM	ILLINOIS	KATRINA	9/7/2005	2-INFRASTRUCTURE	2,418,578	711,125	691,290
				5-ADMINISTRATION	214,507	192,869	155,068
<b>3230EM Total</b>					<b>2,633,085</b>	<b>903,994</b>	<b>846,358</b>
3231EM	KENTUCKY	KATRINA	9/10/2005	2-INFRASTRUCTURE	4,000,000	3,909,328	655,476
				5-ADMINISTRATION	22,000	22,000	7,961
<b>3231EM Total</b>					<b>4,022,000</b>	<b>3,931,328</b>	<b>663,437</b>
3232EM	MISSOURI	KATRINA	9/10/2005	2-INFRASTRUCTURE	2,005,000	1,899,250	
				5-ADMINISTRATION	835,745	583,858	565,880
<b>3232EM Total</b>					<b>2,840,745</b>	<b>2,483,107</b>	<b>565,880</b>
3233EM	SOUTH CAROLINA	KATRINA	9/10/2005	2-INFRASTRUCTURE	3,614,915	3,263,685	2,901,531
				5-ADMINISTRATION	57,000	57,000	40,089
<b>3233EM Total</b>					<b>3,671,915</b>	<b>3,320,685</b>	<b>2,941,620</b>
3234EM	SOUTH DAKOTA	KATRINA	9/10/2005	2-INFRASTRUCTURE	261,722	261,676	201,954
				5-ADMINISTRATION	82,700	60,044	5,630
<b>3234EM Total</b>					<b>344,422</b>	<b>321,720</b>	<b>207,584</b>
3235EM	PENNSYLVANIA	KATRINA	9/10/2005	2-INFRASTRUCTURE	2,569,000	2,365,685	782,255
				5-ADMINISTRATION	255,075	225,506	213,506
<b>3235EM Total</b>					<b>2,824,075</b>	<b>2,591,191</b>	<b>995,760</b>
3236EM	KANSAS	KATRINA	9/10/2005	2-INFRASTRUCTURE	163,200	141,368	130,408
				5-ADMINISTRATION	56,298	187	187
<b>3236EM Total</b>					<b>219,498</b>	<b>141,555</b>	<b>130,595</b>
3237EM	ALABAMA	KATRINA	9/10/2005	2-INFRASTRUCTURE	2,500,000	1,962,222	1,035,973
				4-OPERATIONS	1,000,000	1,000,000	
				5-ADMINISTRATION			
<b>3237EM Total</b>					<b>3,500,000</b>	<b>2,962,222</b>	<b>1,035,973</b>
3238EM	INDIANA	KATRINA	9/10/2005	2-INFRASTRUCTURE	4,127,992	3,789,690	
				5-ADMINISTRATION	22,864	1,942	1,942
<b>3238EM Total</b>					<b>4,150,856</b>	<b>3,791,632</b>	<b>1,942</b>
3239EM	IOWA	KATRINA	9/10/2005	2-INFRASTRUCTURE	222,618	222,618	143,322
				5-ADMINISTRATION	66,380	5,639	5,639
<b>3239EM Total</b>					<b>288,998</b>	<b>228,257</b>	<b>148,962</b>
3240EM	VIRGINIA	KATRINA	9/12/2005	2-INFRASTRUCTURE	562,100	561,809	229,935
				5-ADMINISTRATION	130,910	101,872	101,872
<b>3240EM Total</b>					<b>693,010</b>	<b>663,682</b>	<b>331,808</b>
3241EM	ARIZONA	KATRINA	9/12/2005	2-INFRASTRUCTURE	4,113,330	4,113,301	3,524,429
				5-ADMINISTRATION	2,285,400	2,257,187	166,413
<b>3241EM Total</b>					<b>6,398,730</b>	<b>6,370,487</b>	<b>3,690,841</b>
3242EM	MINNESOTA	KATRINA	9/13/2005	2-INFRASTRUCTURE	15,000,000	3,449,504	941,509
				5-ADMINISTRATION	24,450		
<b>3242EM Total</b>					<b>15,024,450</b>	<b>3,449,504</b>	<b>941,509</b>
3243EM	NEVADA	KATRINA	9/13/2005	2-INFRASTRUCTURE	1,000,000	568,297	422,109
				5-ADMINISTRATION	341,200	308,466	215,070
<b>3243EM Total</b>					<b>1,341,200</b>	<b>876,764</b>	<b>637,179</b>
3244EM	IDAHO	KATRINA	9/13/2005	2-INFRASTRUCTURE	584,137	584,134	97,594
				5-ADMINISTRATION	35,700	10,108	9,860
<b>3244EM Total</b>					<b>619,837</b>	<b>594,243</b>	<b>107,454</b>
3245EM	NEBRASKA	KATRINA	9/13/2005	2-INFRASTRUCTURE	210,100	210,100	21,489
				5-ADMINISTRATION	56,602	1,302	1,302
<b>3245EM Total</b>					<b>266,702</b>	<b>211,402</b>	<b>22,790</b>
3246EM	CONNECTICUT	KATRINA	9/13/2005	2-INFRASTRUCTURE	1,000,000	353,722	
				5-ADMINISTRATION	43,301	34,426	20,708
<b>3246EM Total</b>					<b>1,043,301</b>	<b>388,148</b>	<b>20,708</b>
3247EM	NORTH DAKOTA	KATRINA	9/13/2005	2-INFRASTRUCTURE			
				5-ADMINISTRATION	88,387	68,149	20,151

PROG CODE	STATE NAME	EVENT NAME	DECLARED	PROGRAM AREA	ALLOCATIONS	OBLIGATIONS	EXPENDITURES
<b>3247EM Total</b>					<b>88,387</b>	<b>68,149</b>	<b>20,151</b>
3248EM	CALIFORNIA	KATRINA	9/13/2005	2-INFRASTRUCTURE	200,000		
				5-ADMINISTRATION	768,320	654,611	542,212
<b>3248EM Total</b>					<b>968,320</b>	<b>654,611</b>	<b>542,212</b>
3249EM	WISCONSIN	KATRINA	9/13/2005	2-INFRASTRUCTURE	3,501,228	2,970,925	552,911
				5-ADMINISTRATION	24,737	1,227	1,225
<b>3249EM Total</b>					<b>3,525,965</b>	<b>2,972,152</b>	<b>554,136</b>
3250EM	OHIO	KATRINA	9/13/2005	2-INFRASTRUCTURE	2,518,180	2,157,511	1,423,538
				5-ADMINISTRATION	25,350		
<b>3250EM Total</b>					<b>2,543,530</b>	<b>2,157,511</b>	<b>1,423,538</b>
3251EM	MARYLAND	KATRINA	9/13/2005	2-INFRASTRUCTURE	3,000,000	967,297	182,979
				5-ADMINISTRATION	106,326	82,847	82,847
<b>3251EM Total</b>					<b>3,106,326</b>	<b>1,050,143</b>	<b>265,826</b>
3252EM	MASSACHUSETTS	KATRINA	9/13/2005	2-INFRASTRUCTURE	5,250,000	4,388,139	4,055,174
				5-ADMINISTRATION	241,346	208,404	195,096
<b>3252EM Total</b>					<b>5,491,346</b>	<b>4,596,543</b>	<b>4,250,271</b>
3253EM	MONTANA	KATRINA	9/13/2005	2-INFRASTRUCTURE	400,000	397,372	116,377
				5-ADMINISTRATION	88,952	77,682	27,982
<b>3253EM Total</b>					<b>488,952</b>	<b>475,054</b>	<b>144,358</b>
3255EM	RHODE ISLAND	KATRINA	9/19/2005	2-INFRASTRUCTURE	1,500,000	1,008,050	
				5-ADMINISTRATION	24,708	17,933	12,057
<b>3255EM Total</b>					<b>1,524,708</b>	<b>1,025,983</b>	<b>12,057</b>
3256EM	MAINE	KATRINA	9/19/2005	2-INFRASTRUCTURE	100,000	47,927	
				5-ADMINISTRATION	6,000	6,000	
<b>3256EM Total</b>					<b>106,000</b>	<b>53,927</b>	
3257EM	NEW JERSEY	KATRINA	9/19/2005	2-INFRASTRUCTURE	120,026	120,026	116,692
				5-ADMINISTRATION	50,267	35,119	28,366
<b>3257EM Total</b>					<b>170,293</b>	<b>155,144</b>	<b>145,058</b>
3258EM	NEW HAMPSHIRE	KATRINA	9/19/2005	2-INFRASTRUCTURE	100,000	9,887	
				5-ADMINISTRATION	6,000	6,000	92
<b>3258EM Total</b>					<b>106,000</b>	<b>15,887</b>	<b>92</b>
3259EM	FLORIDA	RITA	9/20/2005	2-INFRASTRUCTURE	8,700,000	8,590,346	4,880,410
				4-OPERATIONS	10,000	10,000	
				5-ADMINISTRATION	1,335,741	1,335,741	69,260
<b>3259EM Total</b>					<b>10,045,741</b>	<b>9,936,086</b>	<b>4,949,670</b>
3260EM	LOUISIANA	RITA	9/21/2005	2-INFRASTRUCTURE			
				4-OPERATIONS	100,000	100,000	
				5-ADMINISTRATION	175,000	175,000	
<b>3260EM Total</b>					<b>275,000</b>	<b>275,000</b>	
3261EM	TEXAS	RITA	9/21/2005	2-INFRASTRUCTURE	5,135,000	5,078,077	4,603,418
				4-OPERATIONS	5,000,000	5,000,000	
				5-ADMINISTRATION	100,864,539	100,864,539	2,141,081
<b>3261EM Total</b>					<b>110,999,539</b>	<b>110,942,616</b>	<b>6,744,499</b>
3262EM	NEW YORK	KATRINA	9/30/2005	2-INFRASTRUCTURE	1,258,446	1,072,664	807,848
				5-ADMINISTRATION	292,350	223,711	217,202
<b>3262EM Total</b>					<b>1,550,796</b>	<b>1,296,374</b>	<b>1,025,050</b>
3263EM	DELAWARE	KATRINA	9/30/2005	2-INFRASTRUCTURE	82,441	82,439	23,349
				5-ADMINISTRATION	48,900	443	443
<b>3263EM Total</b>					<b>131,341</b>	<b>82,882</b>	<b>23,792</b>
<b>Grand Total</b>					<b>33,665,444,248</b>	<b>30,837,303,934</b>	<b>16,935,655,193</b>

**FINANCIAL INFORMATION TOOL**  
**FOR HURRICANE KATRINA, RITA, & WILMA DECLARATIONS ONLY**  
**AS OF 04-19-2006**

PROG CODE	STATE NAME	EVENT NAME	DECLARED	PROGRAM AREA	PROGRAM NAME	ALLOCATIONS	OBLIGATIONS	EXPENDITURES
1602DR	FLORIDA	KATRINA	8/28/2005	2-INFRASTRUCTURE	2594-INSPECTIONS	7,922,400	8,184,400	5,984,356
					416X-PUBLIC ASSISTANCE	150,636,074	145,006,374	86,525,171
				<b>2-INFRASTRUCTURE Total</b>		<b>158,558,474</b>	<b>153,190,774</b>	<b>92,509,528</b>
				4-OPERATIONS	2507-MISSIONS-TA	10,000	10,000	
					2508-MISSIONS-DFA			
				<b>4-OPERATIONS Total</b>		<b>10,000</b>	<b>10,000</b>	
				5-ADMINISTRATION	11XX-SALARIES & BENEFITS	2,533,231	2,217,971	2,217,971
					21XX-TRAVEL	2,087,000	2,077,075	1,710,344
					22XX-TRANSPORTION	586,000	525,020	37,645
					23XX-RENT, COMM, UTILITIES	1,677,662	1,381,875	1,151,294
					24XX-PRINT & REPRO	20,000	10,500	
					2501-MISSIONS-FOS	18,537,425	15,195,925	6,392,881
					25XX-OTHER SERVICES	5,924,696	5,744,696	122,350
					26XX-SUPPLIES & MATERIALS	236,256	232,217	37,991
	31XX-EQUIPMENT	151,500	94,570	31,692				
<b>5-ADMINISTRATION Total</b>		<b>31,753,770</b>	<b>27,479,848</b>	<b>11,702,168</b>				
<b>1602DR Total</b>						<b>190,322,244</b>	<b>180,680,622</b>	<b>104,211,696</b>
1603DR	LOUISIANA	KATRINA	8/29/2005	1-HUMAN SERVICES	2503-UNEMPLOYMENT	292,189,802	256,039,802	256,039,802
					2504-CRISIS COUNSELING-NIMH	15,753,102	4,042,584	4,042,584
					2576-LEGAL SERVICES	165,000	30,500	30,500
					2592-INSPECTIONS	95,715,164	86,297,443	63,339,943
					4149-OTHER NEEDS ASSISTANCE	1,239,528,988	1,239,528,988	1,227,982,074
					414X-HOUSING ASSISTANCE	3,059,832,714	3,059,891,330	3,044,310,322
					4152-CRISIS COUNSELING-SCC	20,574,070	17,572,962	7,328,539
					MANUFACTURED HOUSING	3,770,710,650	2,700,393,584	1,801,675,844
				<b>1-HUMAN SERVICES Total</b>		<b>8,494,469,490</b>	<b>7,363,797,194</b>	<b>6,404,749,607</b>
				2-INFRASTRUCTURE	2594-INSPECTIONS	192,758,900	189,803,400	70,772,166
					416X-PUBLIC ASSISTANCE	2,099,047,347	2,099,021,137	791,498,059
				<b>2-INFRASTRUCTURE Total</b>		<b>2,291,806,247</b>	<b>2,288,824,537</b>	<b>862,270,225</b>
				3-MITIGATION	2593-INSPECTIONS	11,233,976	6,549,459	2,758,260
					4173-HAZARD MITIGATION	10,795,418	2,468,240	
				<b>3-MITIGATION Total</b>		<b>22,029,394</b>	<b>9,017,699</b>	<b>2,758,260</b>
				4-OPERATIONS	2507-MISSIONS-TA	10,277,500	10,169,000	253,090
					2508-MISSIONS-DFA	2,964,407,501	2,963,802,500	189,224,469
				<b>4-OPERATIONS Total</b>		<b>2,974,685,001</b>	<b>2,973,971,500</b>	<b>189,477,559</b>
				5-ADMINISTRATION	11XX-SALARIES & BENEFITS	143,161,115	134,242,889	134,242,889
					21XX-TRAVEL	109,103,940	100,446,791	88,765,172
					22XX-TRANSPORTION	13,364,320	13,072,728	8,281,088
					23XX-RENT, COMM, UTILITIES	192,076,000	168,762,324	116,437,480
					24XX-PRINT & REPRO	2,334,004	1,877,420	335,414
					2501-MISSIONS-FOS	738,744,987	738,659,851	17,164,454
					25XX-OTHER SERVICES	1,248,854,491	1,000,540,993	507,830,449
					26XX-SUPPLIES & MATERIALS	341,235,580	323,968,988	215,594,376
					31XX-EQUIPMENT	123,237,918	101,855,724	80,993,980
					32XX-LAND & STRUCTURES	7,933,620	5,902,016	1,655,307
					4101-URBAN SEARCH & RESCUE	50,595,440	50,595,439	14,881,857
<b>5-ADMINISTRATION Total</b>		<b>2,970,641,416</b>	<b>2,639,925,163</b>	<b>1,186,182,466</b>				
<b>1603DR Total</b>						<b>16,753,631,548</b>	<b>15,275,536,092</b>	<b>8,645,438,117</b>
1604DR	MISSISSIPPI	KATRINA	8/29/2005	1-HUMAN SERVICES	2503-UNEMPLOYMENT	100,000,056	72,450,000	72,450,000
					2504-CRISIS COUNSELING-NIMH	50,342,191	15,802,292	15,595,656
					2576-LEGAL SERVICES	44,000	43,492	43,492
					2592-INSPECTIONS	63,870,340	50,230,691	35,997,448
					4149-OTHER NEEDS ASSISTANCE	386,908,601	356,908,601	325,401,167
					414X-HOUSING ASSISTANCE	831,365,297	831,365,209	812,369,587
					4152-CRISIS COUNSELING-SCC	10,963,443	10,584,111	6,298,709
					MANUFACTURED HOUSING	1,583,081,542	983,371,113	812,550,662
<b>1-HUMAN SERVICES Total</b>		<b>3,026,575,470</b>	<b>2,320,755,508</b>	<b>2,080,706,720</b>				
2-INFRASTRUCTURE	2594-INSPECTIONS	82,126,900	81,121,700	30,331,138				
	416X-PUBLIC ASSISTANCE	999,524,960	999,410,001	499,650,500				
<b>2-INFRASTRUCTURE Total</b>		<b>1,081,651,860</b>	<b>1,080,531,701</b>	<b>529,981,638</b>				
3-MITIGATION	2593-INSPECTIONS	12,624,761	5,549,708	1,375,949				

PROG CODE	STATE NAME	EVENT NAME	DECLARED	PROGRAM AREA	PROGRAM NAME	ALLOCATIONS	OBLIGATIONS	EXPENDITURES
					4173-HAZARD MITIGATION	5,374,186	5,374,186	243,506
					<b>3-MITIGATION Total</b>	<b>17,998,947</b>	<b>10,923,894</b>	<b>1,619,455</b>
				4-OPERATIONS	2507-MISSIONS-TA	29,013,256	13,545,056	1,666,181
					2508-MISSIONS-DFA	1,660,279,654	1,646,779,653	125,805,544
					<b>4-OPERATIONS Total</b>	<b>1,689,292,910</b>	<b>1,660,324,709</b>	<b>127,471,725</b>
				5-ADMINISTRATION	11XX-SALARIES & BENEFITS	125,691,691	111,773,436	111,773,436
					21XX-TRAVEL	76,244,846	71,180,662	53,739,044
					22XX-TRANSPORTION	29,400,851	26,844,175	25,953,918
					23XX-RENT, COMM, UTILITIES	54,930,651	42,211,860	20,449,398
					24XX-PRINT & REPRO	2,270,701	2,141,723	1,055,986
					2501-MISSIONS-FOS	1,471,111,771	1,467,730,210	296,864,536
					25XX-OTHER SERVICES	603,643,339	549,912,735	342,236,687
					26XX-SUPPLIES & MATERIALS	190,226,527	176,426,536	69,071,757
					31XX-EQUIPMENT	80,787,002	74,294,996	85,049,043
					32XX-LAND & STRUCTURES	1,927,846	1,568,961	1,216,749
					4101-URBAN SEARCH & RESCUE	24,600,030	24,600,030	5,848,845
					<b>5-ADMINISTRATION Total</b>	<b>2,660,835,255</b>	<b>2,548,685,323</b>	<b>993,259,398</b>
<b>1604DR Total</b>						<b>8,476,354,442</b>	<b>7,621,221,135</b>	<b>3,733,038,936</b>
1605DR	ALABAMA	KATRINA	8/29/2005	1-HUMAN SERVICES	2503-UNEMPLOYMENT	1,948,400	1,372,364	1,372,364
					2504-CRISIS COUNSELING-NIMH	4,436,110	1,203,860	488,246
					2576-LEGAL SERVICES	5,775	5,775	5,775
					2592-INSPECTIONS	20,123,500	8,123,500	7,016,193
					4149-OTHER NEEDS ASSISTANCE	31,483,233	31,483,233	29,031,178
					414X-HOUSING ASSISTANCE	89,461,550	89,186,550	87,996,911
					4152-CRISIS COUNSELING-SCC	3,135,574	3,135,574	1,492,761
					MANUFACTURED HOUSING	1,053,847,911	1,007,480,142	964,336,451
					<b>1-HUMAN SERVICES Total</b>	<b>1,204,442,053</b>	<b>1,141,990,998</b>	<b>1,091,739,879</b>
				2-INFRASTRUCTURE	2594-INSPECTIONS	1,449,000	1,448,600	658,235
					416X-PUBLIC ASSISTANCE	98,977,362	97,158,229	67,540,677
					<b>2-INFRASTRUCTURE Total</b>	<b>100,426,362</b>	<b>98,606,829</b>	<b>68,198,913</b>
				3-MITIGATION	2593-INSPECTIONS	2,784,984	2,449,984	718,306
					<b>3-MITIGATION Total</b>	<b>2,784,984</b>	<b>2,449,984</b>	<b>718,306</b>
				4-OPERATIONS	2507-MISSIONS-TA	3,000,000	3,000,000	114,778
					2508-MISSIONS-DFA	178,500,000	178,500,000	51,770,324
					<b>4-OPERATIONS Total</b>	<b>181,500,000</b>	<b>181,500,000</b>	<b>51,885,103</b>
				5-ADMINISTRATION	11XX-SALARIES & BENEFITS	18,331,305	15,970,887	15,970,887
					21XX-TRAVEL	17,985,052	17,946,026	14,751,138
					22XX-TRANSPORTION	2,414,000	1,106,100	132,357
					23XX-RENT, COMM, UTILITIES	7,659,755	7,223,609	4,051,363
					24XX-PRINT & REPRO	386,892	247,827	105,268
					2501-MISSIONS-FOS	82,026,850	82,026,122	10,941,612
					25XX-OTHER SERVICES	57,468,294	53,846,173	39,852,883
					26XX-SUPPLIES & MATERIALS	5,785,725	4,456,787	2,344,653
					31XX-EQUIPMENT	3,906,076	3,076,814	2,585,956
					<b>5-ADMINISTRATION Total</b>	<b>195,963,949</b>	<b>185,900,345</b>	<b>90,736,117</b>
<b>1605DR Total</b>						<b>1,685,117,349</b>	<b>1,610,448,156</b>	<b>1,303,278,317</b>
1606DR	TEXAS	RITA	9/24/2005	1-HUMAN SERVICES	2503-UNEMPLOYMENT	11,382,008	6,529,529	6,529,529
					2504-CRISIS COUNSELING-NIMH		1,546,988	
					2576-LEGAL SERVICES			
					2592-INSPECTIONS	37,694,000	37,661,997	25,917,026
					4149-OTHER NEEDS ASSISTANCE			(500)
					414X-HOUSING ASSISTANCE	636,014,899	636,014,000	500,812,141
					4152-CRISIS COUNSELING-SCC	1,557,215	650,742	
					4154-OTHER NEEDS ASSISTANCE	68,880,000	68,880,000	65,137,011
					MANUFACTURED HOUSING	191,785,400	106,679,931	86,667,725
					<b>1-HUMAN SERVICES Total</b>	<b>947,313,522</b>	<b>857,963,187</b>	<b>685,062,932</b>
				2-INFRASTRUCTURE	2594-INSPECTIONS	14,543,900	11,930,400	5,779,227
					416X-PUBLIC ASSISTANCE	262,950,000	238,780,047	146,014,911
					<b>2-INFRASTRUCTURE Total</b>	<b>277,493,900</b>	<b>250,710,447</b>	<b>151,794,138</b>
				3-MITIGATION	2593-INSPECTIONS	11,399,991	3,236,024	419,715
					4173-HAZARD MITIGATION	583,932	583,932	8,733
					<b>3-MITIGATION Total</b>	<b>11,983,923</b>	<b>3,819,956</b>	<b>428,448</b>
				4-OPERATIONS	2507-MISSIONS-TA	100,000	150,000	7,204
					2508-MISSIONS-DFA	238,050,000	235,367,600	244,049
					<b>4-OPERATIONS Total</b>	<b>238,150,000</b>	<b>235,517,600</b>	<b>251,253</b>
				5-ADMINISTRATION	11XX-SALARIES & BENEFITS	36,568,356	33,059,619	33,059,619

PROG CODE	STATE NAME	EVENT NAME	DECLARED	PROGRAM AREA	PROGRAM NAME	ALLOCATIONS	OBLIGATIONS	EXPENDITURES
					21XX-TRAVEL	26,939,250	26,707,227	24,909,803
					22XX-TRANSPORTION	2,549,000	410,000	95,926
					23XX-RENT, COMM, UTILITIES	12,502,975	9,901,642	5,031,549
					24XX-PRINT & REPRO	573,000	368,338	165,454
					2501-MISSIONS-FOS	252,489,000	251,439,000	4,352,896
					25XX-OTHER SERVICES	235,799,400	172,533,062	128,373,662
					26XX-SUPPLIES & MATERIALS	8,488,417	6,514,379	1,694,236
					31XX-EQUIPMENT	6,876,000	5,038,655	4,072,583
					4101-URBAN SEARCH & RESCUE	19,194,226	19,194,226	3,893,850
				<b>5-ADMINISTRATION Total</b>		<b>601,979,624</b>	<b>525,166,148</b>	<b>205,649,578</b>
<b>1606DR Total</b>						<b>2,076,920,969</b>	<b>1,873,177,337</b>	<b>1,043,186,349</b>
1607DR	LOUISIANA	RITA	9/24/2005	1-HUMAN SERVICES	2503-UNEMPLOYMENT	11,309,413	11,309,413	11,309,413
					2592-INSPECTIONS	27,504,750	27,504,750	20,116,106
					4149-OTHER NEEDS ASSISTANCE	98,150,000	98,150,000	96,690,886
					414X-HOUSING ASSISTANCE	402,886,669	402,886,669	400,576,675
					MANUFACTURED HOUSING	50,012,000	1,515,370	1,269,120
				<b>1-HUMAN SERVICES Total</b>		<b>589,862,832</b>	<b>541,366,202</b>	<b>529,962,199</b>
				2-INFRASTRUCTURE	2594-INSPECTIONS	3,852,000	3,852,000	562,079
					416X-PUBLIC ASSISTANCE	200,862,097	200,109,388	59,407,825
				<b>2-INFRASTRUCTURE Total</b>		<b>204,714,097</b>	<b>203,961,388</b>	<b>59,969,905</b>
				3-MITIGATION	2593-INSPECTIONS	4,844,983	4,099,943	1,544,629
					4173-HAZARD MITIGATION	433,544	433,544	
				<b>3-MITIGATION Total</b>		<b>5,278,527</b>	<b>4,533,487</b>	<b>1,544,629</b>
				4-OPERATIONS	2507-MISSIONS-TA	1,000,000	1,000,000	57,353
					2508-MISSIONS-DFA	520,036,000	520,036,000	51,223,363
				<b>4-OPERATIONS Total</b>		<b>521,036,000</b>	<b>521,036,000</b>	<b>51,280,716</b>
				5-ADMINISTRATION	11XX-SALARIES & BENEFITS	10,769,421	10,017,017	10,017,017
					21XX-TRAVEL	3,177,800	3,177,317	2,998,193
					22XX-TRANSPORTION	1,212,000	202,000	127,094
					23XX-RENT, COMM, UTILITIES	8,589,350	7,153,759	4,356,072
					24XX-PRINT & REPRO	550,000	463,910	78,702
					2501-MISSIONS-FOS	39,447,685	39,447,685	8,363,641
					25XX-OTHER SERVICES	302,550,237	266,852,613	91,133,580
					26XX-SUPPLIES & MATERIALS	41,000,770	39,077,766	28,935,131
					31XX-EQUIPMENT	3,686,000	2,073,637	65,148
					32XX-LAND & STRUCTURES	2,100,000		
					4101-URBAN SEARCH & RESCUE	3,206,000	3,086,000	1,148,533
				<b>5-ADMINISTRATION Total</b>		<b>416,289,263</b>	<b>371,551,703</b>	<b>147,223,112</b>
<b>1607DR Total</b>						<b>1,737,180,718</b>	<b>1,642,448,780</b>	<b>789,980,561</b>
1609DR	FLORIDA	WILMA	10/24/2005	1-HUMAN SERVICES	2503-UNEMPLOYMENT	5,770,125	5,770,125	5,770,125
					2504-CRISIS COUNSELING-NIMH	3,246,808	3,246,808	3,246,808
					2576-LEGAL SERVICES	5,000	5,000	
					2592-INSPECTIONS	42,429,400	42,429,256	36,647,157
					4149-OTHER NEEDS ASSISTANCE	183,000,000	183,000,000	142,400,058
					414X-HOUSING ASSISTANCE	163,715,000	163,695,000	142,464,974
					4152-CRISIS COUNSELING-SCC	2,628,148	1,164,961	1,164,961
					MANUFACTURED HOUSING	89,013,000	76,530,108	62,470,439
				<b>1-HUMAN SERVICES Total</b>		<b>489,807,481</b>	<b>475,841,258</b>	<b>394,164,523</b>
				2-INFRASTRUCTURE	2594-INSPECTIONS	44,126,700	35,295,300	10,888,121
					416X-PUBLIC ASSISTANCE	784,050,000	783,475,853	367,501,082
				<b>2-INFRASTRUCTURE Total</b>		<b>828,176,700</b>	<b>818,771,153</b>	<b>378,389,203</b>
				3-MITIGATION	2593-INSPECTIONS	1,000,000	899,797	121,881
				<b>3-MITIGATION Total</b>		<b>1,000,000</b>	<b>899,797</b>	<b>121,881</b>
				4-OPERATIONS	2507-MISSIONS-TA	700,000	700,000	20,075
					2508-MISSIONS-DFA	233,328,384	233,328,384	733,254
				<b>4-OPERATIONS Total</b>		<b>234,028,384</b>	<b>234,028,384</b>	<b>753,329</b>
				5-ADMINISTRATION	11XX-SALARIES & BENEFITS	37,113,330	29,823,025	29,823,025
					21XX-TRAVEL	13,059,700	12,746,583	11,754,519
					22XX-TRANSPORTION	13,625,440	10,625,440	2,418,676
					23XX-RENT, COMM, UTILITIES	6,221,000	3,462,760	2,663,286
					24XX-PRINT & REPRO	423,500	286,870	113,916
					2501-MISSIONS-FOS	147,029,012	132,204,012	6,639,012
					25XX-OTHER SERVICES	19,250,000	12,931,729	2,139,369
					26XX-SUPPLIES & MATERIALS	91,470,000	74,682,295	1,109,780
					31XX-EQUIPMENT	2,310,000	847,399	368,562
					32XX-LAND & STRUCTURES	99,225	69,293	18,292

PROG CODE	STATE NAME	EVENT NAME	DECLARED	PROGRAM AREA	PROGRAM NAME	ALLOCATIONS	OBLIGATIONS	EXPENDITURES
					4101-URBAN SEARCH & RESCUE	6,216,000	5,963,794	528,529
				<b>5-ADMINISTRATION Total</b>		<b>336,817,207</b>	<b>283,643,201</b>	<b>57,576,968</b>
<b>1609DR Total</b>						<b>1,889,829,772</b>	<b>1,813,183,793</b>	<b>831,005,904</b>
3212EM	LOUISIANA	KATRINA	8/27/2005	2-INFRASTRUCTURE	416X-PUBLIC ASSISTANCE			
				<b>2-INFRASTRUCTURE Total</b>				
				4-OPERATIONS	2508-MISSIONS-DFA	1,500,000	1,500,000	
				<b>4-OPERATIONS Total</b>		<b>1,500,000</b>	<b>1,500,000</b>	
				5-ADMINISTRATION	11XX-SALARIES & BENEFITS	1,922	1,922	1,922
					21XX-TRAVEL	5,559	5,559	5,559
					22XX-TRANSPORTION			
					23XX-RENT, COMM, UTILITIES	588,577	588,577	538,577
					24XX-PRINT & REPRO			
					2501-MISSIONS-FOS	6,370,000	6,370,000	80,590
					25XX-OTHER SERVICES	40,000	40,000	40,000
					26XX-SUPPLIES & MATERIALS	2,000	2,000	1,284
					31XX-EQUIPMENT			
				<b>5-ADMINISTRATION Total</b>		<b>7,008,058</b>	<b>7,008,058</b>	<b>667,933</b>
<b>3212EM Total</b>						<b>8,508,058</b>	<b>8,508,058</b>	<b>667,933</b>
3213EM	MISSISSIPPI	KATRINA	8/28/2005	2-INFRASTRUCTURE	416X-PUBLIC ASSISTANCE			
				<b>2-INFRASTRUCTURE Total</b>				
				4-OPERATIONS	2507-MISSIONS-TA			
					2508-MISSIONS-DFA			
				<b>4-OPERATIONS Total</b>				
				5-ADMINISTRATION	11XX-SALARIES & BENEFITS	288	288	288
					21XX-TRAVEL			
					22XX-TRANSPORTION			
					23XX-RENT, COMM, UTILITIES			
					24XX-PRINT & REPRO			
					2501-MISSIONS-FOS	2,612,457	2,612,457	88,771
					25XX-OTHER SERVICES	9,840	9,840	
					26XX-SUPPLIES & MATERIALS			
				<b>5-ADMINISTRATION Total</b>		<b>2,622,585</b>	<b>2,622,585</b>	<b>89,059</b>
<b>3213EM Total</b>						<b>2,622,585</b>	<b>2,622,585</b>	<b>89,059</b>
3214EM	ALABAMA	KATRINA	8/28/2005	2-INFRASTRUCTURE	416X-PUBLIC ASSISTANCE			
				<b>2-INFRASTRUCTURE Total</b>				
				4-OPERATIONS	2507-MISSIONS-TA			
					2508-MISSIONS-DFA			
				<b>4-OPERATIONS Total</b>				
				5-ADMINISTRATION	11XX-SALARIES & BENEFITS			
					21XX-TRAVEL			
					22XX-TRANSPORTION			
					23XX-RENT, COMM, UTILITIES	30,000	30,000	30,000
					24XX-PRINT & REPRO			
					2501-MISSIONS-FOS	31,478	31,478	
					26XX-SUPPLIES & MATERIALS			
					31XX-EQUIPMENT			
						22,976	22,976	22,976
				<b>5-ADMINISTRATION Total</b>		<b>84,454</b>	<b>84,454</b>	<b>52,976</b>
<b>3214EM Total</b>						<b>84,454</b>	<b>84,454</b>	<b>52,976</b>
3215EM	ARKANSAS	KATRINA	9/2/2005	2-INFRASTRUCTURE	2594-INSPECTIONS	1,583,900	1,583,900	883,086
					416X-PUBLIC ASSISTANCE	41,500,000	40,358,503	35,967,025
				<b>2-INFRASTRUCTURE Total</b>		<b>43,083,900</b>	<b>41,942,403</b>	<b>36,850,111</b>
				4-OPERATIONS	2508-MISSIONS-DFA	3,500,000	3,500,000	
				<b>4-OPERATIONS Total</b>		<b>3,500,000</b>	<b>3,500,000</b>	
				5-ADMINISTRATION	11XX-SALARIES & BENEFITS	1,545,653	1,247,321	1,247,321
					21XX-TRAVEL	1,500,082	1,497,531	1,404,011
					22XX-TRANSPORTION	16,100	15,125	7,249
					23XX-RENT, COMM, UTILITIES	391,644	353,035	223,500
					24XX-PRINT & REPRO	6,000	2,779	2,234
					2501-MISSIONS-FOS	580,000	465,000	7,452
					25XX-OTHER SERVICES	7,500	2,795	1,125
					26XX-SUPPLIES & MATERIALS	123,580	79,815	47,196
					31XX-EQUIPMENT	54,700	52,354	32,497
					32XX-LAND & STRUCTURES			
				<b>5-ADMINISTRATION Total</b>		<b>4,225,259</b>	<b>3,715,755</b>	<b>2,972,586</b>
<b>3215EM Total</b>						<b>50,809,159</b>	<b>49,158,158</b>	<b>39,822,696</b>
3216EM	TEXAS	KATRINA	9/2/2005	2-INFRASTRUCTURE	2594-INSPECTIONS	6,508,500	4,204,900	2,004,261

PROG CODE	STATE NAME	EVENT NAME	DECLARED	PROGRAM AREA	PROGRAM NAME	ALLOCATIONS	OBLIGATIONS	EXPENDITURES
					416X-PUBLIC ASSISTANCE	439,442,199	439,314,496	351,791,771
				<b>2-INFRASTRUCTURE Total</b>		<b>445,950,699</b>	<b>443,519,396</b>	<b>353,796,032</b>
				4-OPERATIONS	2508-MISSIONS-DFA	37,740,000	37,740,000	1,300,346
				<b>4-OPERATIONS Total</b>		<b>37,740,000</b>	<b>37,740,000</b>	<b>1,300,346</b>
				5-ADMINISTRATION	11XX-SALARIES & BENEFITS	2,634,491	2,500,422	2,500,422
					21XX-TRAVEL	3,211,405	3,092,405	2,830,623
					22XX-TRANSPORTION	234,000	38,446	17,207
					23XX-RENT, COMM, UTILITIES	2,095,492	2,061,022	1,236,338
					24XX-PRINT & REPRO	91,491	37,054	23,596
					2501-MISSIONS-FOS	8,555,000	8,555,000	7,872
					25XX-OTHER SERVICES	2,402,386	483,886	236,756
					26XX-SUPPLIES & MATERIALS	1,195,559	1,145,579	995,516
					31XX-EQUIPMENT	602,827	488,989	415,811
				<b>5-ADMINISTRATION Total</b>		<b>21,022,652</b>	<b>18,402,804</b>	<b>8,264,142</b>
<b>3216EM Total</b>						<b>504,713,351</b>	<b>499,662,200</b>	<b>363,360,519</b>
3217EM	TENNESSEE	KATRINA	9/5/2005	2-INFRASTRUCTURE	416X-PUBLIC ASSISTANCE	29,000,000	27,482,841	17,379,340
				<b>2-INFRASTRUCTURE Total</b>		<b>29,000,000</b>	<b>27,482,841</b>	<b>17,379,340</b>
				4-OPERATIONS	2507-MISSIONS-TA	5,000	5,000	
				<b>4-OPERATIONS Total</b>		<b>5,000</b>	<b>5,000</b>	
				5-ADMINISTRATION	11XX-SALARIES & BENEFITS	13,380	13,380	13,380
					21XX-TRAVEL	70,000	70,000	67,983
					22XX-TRANSPORTION			
					23XX-RENT, COMM, UTILITIES			
					24XX-PRINT & REPRO			
					2501-MISSIONS-FOS	2,000	2,000	
					26XX-SUPPLIES & MATERIALS			
				<b>5-ADMINISTRATION Total</b>		<b>85,380</b>	<b>85,380</b>	<b>81,363</b>
<b>3217EM Total</b>						<b>29,090,380</b>	<b>27,573,221</b>	<b>17,460,703</b>
3218EM	GEORGIA	KATRINA	9/5/2005	2-INFRASTRUCTURE	416X-PUBLIC ASSISTANCE	20,900,000	20,340,858	8,614,550
				<b>2-INFRASTRUCTURE Total</b>		<b>20,900,000</b>	<b>20,340,858</b>	<b>8,614,550</b>
				5-ADMINISTRATION	11XX-SALARIES & BENEFITS			
					21XX-TRAVEL	40,000	40,000	767
					22XX-TRANSPORTION			
					23XX-RENT, COMM, UTILITIES			
					24XX-PRINT & REPRO			
					2501-MISSIONS-FOS	52,000	52,000	
					26XX-SUPPLIES & MATERIALS			
				<b>5-ADMINISTRATION Total</b>		<b>92,000</b>	<b>92,000</b>	<b>767</b>
<b>3218EM Total</b>						<b>20,992,000</b>	<b>20,432,858</b>	<b>8,615,317</b>
3219EM	OKLAHOMA	KATRINA	9/5/2005	2-INFRASTRUCTURE	416X-PUBLIC ASSISTANCE	10,450,313	9,119,862	6,132,487
				<b>2-INFRASTRUCTURE Total</b>		<b>10,450,313</b>	<b>9,119,862</b>	<b>6,132,487</b>
				5-ADMINISTRATION	11XX-SALARIES & BENEFITS	85,951	70,042	70,042
					21XX-TRAVEL	88,459	88,459	74,081
					22XX-TRANSPORTION	500		
					23XX-RENT, COMM, UTILITIES			
					24XX-PRINT & REPRO	1,000	756	756
					25XX-OTHER SERVICES			
					26XX-SUPPLIES & MATERIALS	1,000	54	54
					31XX-EQUIPMENT			
				<b>5-ADMINISTRATION Total</b>		<b>176,910</b>	<b>159,311</b>	<b>144,933</b>
<b>3219EM Total</b>						<b>10,627,223</b>	<b>9,279,172</b>	<b>6,277,419</b>
3220EM	FLORIDA	KATRINA	9/5/2005	2-INFRASTRUCTURE	416X-PUBLIC ASSISTANCE	9,200,000	7,845,819	224,114
				<b>2-INFRASTRUCTURE Total</b>		<b>9,200,000</b>	<b>7,845,819</b>	<b>224,114</b>
				5-ADMINISTRATION	11XX-SALARIES & BENEFITS	2,272	2,272	2,272
					21XX-TRAVEL			
					22XX-TRANSPORTION			
					23XX-RENT, COMM, UTILITIES			
					24XX-PRINT & REPRO			
					2501-MISSIONS-FOS			
					26XX-SUPPLIES & MATERIALS			
				<b>5-ADMINISTRATION Total</b>		<b>2,272</b>	<b>2,272</b>	<b>2,272</b>
<b>3220EM Total</b>						<b>9,202,272</b>	<b>7,848,091</b>	<b>226,386</b>
3221EM	WEST VIRGINIA	KATRINA	9/5/2005	2-INFRASTRUCTURE	416X-PUBLIC ASSISTANCE	321,000	315,855	148,276
				<b>2-INFRASTRUCTURE Total</b>		<b>321,000</b>	<b>315,855</b>	<b>148,276</b>
				5-ADMINISTRATION	11XX-SALARIES & BENEFITS	87,195	75,094	75,094
					21XX-TRAVEL	36,522	28,302	28,302

PROG CODE	STATE NAME	EVENT NAME	DECLARED	PROGRAM AREA	PROGRAM NAME	ALLOCATIONS	OBLIGATIONS	EXPENDITURES
					22XX-TRANSPORTION 23XX-RENT, COMM, UTILITIES 24XX-PRINT & REPRO 26XX-SUPPLIES & MATERIALS			
						94	94	94
					<b>5-ADMINISTRATION Total</b>	<b>123,811</b>	<b>103,490</b>	<b>103,490</b>
<b>3221EM Total</b>						<b>444,811</b>	<b>419,345</b>	<b>251,766</b>
3222EM	NORTH CAROLINA	KATRINA	9/5/2005	2-INFRASTRUCTURE	416X-PUBLIC ASSISTANCE	2,000,000	1,968,692	1,205,129
					<b>2-INFRASTRUCTURE Total</b>	<b>2,000,000</b>	<b>1,968,692</b>	<b>1,205,129</b>
				5-ADMINISTRATION	11XX-SALARIES & BENEFITS 21XX-TRAVEL 22XX-TRANSPORTION 23XX-RENT, COMM, UTILITIES 24XX-PRINT & REPRO 2501-MISSIONS-FOS 26XX-SUPPLIES & MATERIALS	261	261	261
						2,000	2,000	
					<b>5-ADMINISTRATION Total</b>	<b>2,261</b>	<b>2,261</b>	<b>261</b>
<b>3222EM Total</b>						<b>2,002,261</b>	<b>1,970,953</b>	<b>1,205,390</b>
3223EM	UTAH	KATRINA	9/5/2005	2-INFRASTRUCTURE	416X-PUBLIC ASSISTANCE	1,333,020	1,333,020	1,087,584
					<b>2-INFRASTRUCTURE Total</b>	<b>1,333,020</b>	<b>1,333,020</b>	<b>1,087,584</b>
				4-OPERATIONS	2508-MISSIONS-DFA	5,000	5,000	
					<b>4-OPERATIONS Total</b>	<b>5,000</b>	<b>5,000</b>	
				5-ADMINISTRATION	11XX-SALARIES & BENEFITS 21XX-TRAVEL 22XX-TRANSPORTION 23XX-RENT, COMM, UTILITIES 24XX-PRINT & REPRO 26XX-SUPPLIES & MATERIALS	35,606	17,728	17,728
						76,700	75,754	25,377
						7,000	4,000	
					<b>5-ADMINISTRATION Total</b>	<b>119,306</b>	<b>97,482</b>	<b>43,105</b>
<b>3223EM Total</b>						<b>1,457,326</b>	<b>1,435,501</b>	<b>1,130,689</b>
3224EM	COLORADO	KATRINA	9/5/2005	2-INFRASTRUCTURE	416X-PUBLIC ASSISTANCE	13,104,954	13,104,954	11,177,960
					<b>2-INFRASTRUCTURE Total</b>	<b>13,104,954</b>	<b>13,104,954</b>	<b>11,177,960</b>
				4-OPERATIONS	2508-MISSIONS-DFA			
					<b>4-OPERATIONS Total</b>			
				5-ADMINISTRATION	11XX-SALARIES & BENEFITS 21XX-TRAVEL 22XX-TRANSPORTION 23XX-RENT, COMM, UTILITIES 24XX-PRINT & REPRO 2501-MISSIONS-FOS 26XX-SUPPLIES & MATERIALS	319,847	291,321	291,321
						109,291	109,291	91,473
						500	16	
						7,000	4,000	1,729
					<b>5-ADMINISTRATION Total</b>	<b>436,638</b>	<b>404,628</b>	<b>384,523</b>
<b>3224EM Total</b>						<b>13,541,592</b>	<b>13,509,581</b>	<b>11,562,483</b>
3225EM	MICHIGAN	KATRINA	9/7/2005	2-INFRASTRUCTURE	416X-PUBLIC ASSISTANCE	1,325,000	1,122,604	369,678
					<b>2-INFRASTRUCTURE Total</b>	<b>1,325,000</b>	<b>1,122,604</b>	<b>369,678</b>
				5-ADMINISTRATION	11XX-SALARIES & BENEFITS 21XX-TRAVEL 22XX-TRANSPORTION 23XX-RENT, COMM, UTILITIES 24XX-PRINT & REPRO 26XX-SUPPLIES & MATERIALS 31XX-EQUIPMENT	265,784	124,548	124,548
						185,500	172,500	100,831
						1,000	500	493
						2,000	2,000	712
						1,000		
					<b>5-ADMINISTRATION Total</b>	<b>455,284</b>	<b>299,548</b>	<b>226,585</b>
<b>3225EM Total</b>						<b>1,780,284</b>	<b>1,422,152</b>	<b>596,263</b>
3226EM	DISTRICT OF COLUMBIA	KATRINA	9/7/2005	2-INFRASTRUCTURE	416X-PUBLIC ASSISTANCE	1,454,438	1,410,771	
					<b>2-INFRASTRUCTURE Total</b>	<b>1,454,438</b>	<b>1,410,771</b>	
				5-ADMINISTRATION	11XX-SALARIES & BENEFITS 21XX-TRAVEL 22XX-TRANSPORTION 23XX-RENT, COMM, UTILITIES 24XX-PRINT & REPRO 26XX-SUPPLIES & MATERIALS	54,856	15,430	15,430
						45,947	39,627	38,623
					<b>5-ADMINISTRATION Total</b>	<b>100,803</b>	<b>55,057</b>	<b>54,053</b>
<b>3226EM Total</b>						<b>1,555,241</b>	<b>1,465,828</b>	<b>54,053</b>
3227EM	WASHINGTON	KATRINA	9/7/2005	2-INFRASTRUCTURE	416X-PUBLIC ASSISTANCE	2,936,187	2,936,186	
					<b>2-INFRASTRUCTURE Total</b>	<b>2,936,187</b>	<b>2,936,186</b>	
				5-ADMINISTRATION	11XX-SALARIES & BENEFITS	272,015	203,911	203,911



PROG CODE	STATE NAME	EVENT NAME	DECLARED	PROGRAM AREA	PROGRAM NAME	ALLOCATIONS	OBLIGATIONS	EXPENDITURES
					21XX-TRAVEL	104,218	89,648	68,105
					22XX-TRANSPORTION			
					23XX-RENT, COMM, UTILITIES			
					24XX-PRINT & REPRO			
					26XX-SUPPLIES & MATERIALS			
					5-ADMINISTRATION Total	113	113	113
						376,346	293,672	272,129
<b>3227EM Total</b>						<b>3,312,533</b>	<b>3,229,858</b>	<b>272,129</b>
3228EM	OREGON	KATRINA	9/7/2005	2-INFRASTRUCTURE	416X-PUBLIC ASSISTANCE	2,047,247	2,047,243	301,461
					2-INFRASTRUCTURE Total	2,047,247	2,047,243	301,461
				5-ADMINISTRATION	11XX-SALARIES & BENEFITS	24,131	17,674	17,674
					21XX-TRAVEL	20,922	20,422	13,459
					22XX-TRANSPORTION			
					23XX-RENT, COMM, UTILITIES			
					24XX-PRINT & REPRO			
					26XX-SUPPLIES & MATERIALS			
					5-ADMINISTRATION Total	45,053	38,096	31,133
<b>3228EM Total</b>						<b>2,092,300</b>	<b>2,085,339</b>	<b>332,594</b>
3229EM	NEW MEXICO	KATRINA	9/7/2005	2-INFRASTRUCTURE	2594-INSPECTIONS	139,800	139,800	79,467
					416X-PUBLIC ASSISTANCE	2,000,000	702,750	
					2-INFRASTRUCTURE Total	2,139,800	842,550	79,467
				5-ADMINISTRATION	11XX-SALARIES & BENEFITS	56,149	25,737	25,737
					21XX-TRAVEL	44,242	44,242	40,572
					22XX-TRANSPORTION	2,500		
					23XX-RENT, COMM, UTILITIES			
					24XX-PRINT & REPRO			
					25XX-OTHER SERVICES	500	37	37
					26XX-SUPPLIES & MATERIALS			
					31XX-EQUIPMENT	3,116	116	16
					5-ADMINISTRATION Total	106,507	70,132	66,361
<b>3229EM Total</b>						<b>2,246,307</b>	<b>912,682</b>	<b>145,829</b>
3230EM	ILLINOIS	KATRINA	9/7/2005	2-INFRASTRUCTURE	416X-PUBLIC ASSISTANCE	2,418,578	711,125	691,290
					2-INFRASTRUCTURE Total	2,418,578	711,125	691,290
				5-ADMINISTRATION	11XX-SALARIES & BENEFITS	125,581	107,756	107,756
					21XX-TRAVEL	88,926	85,113	47,313
					22XX-TRANSPORTION			
					23XX-RENT, COMM, UTILITIES			
					24XX-PRINT & REPRO			
					26XX-SUPPLIES & MATERIALS			
					5-ADMINISTRATION Total	214,507	192,869	155,068
<b>3230EM Total</b>						<b>2,633,085</b>	<b>903,994</b>	<b>846,358</b>
3231EM	KENTUCKY	KATRINA	9/10/2005	2-INFRASTRUCTURE	416X-PUBLIC ASSISTANCE	4,000,000	3,909,328	655,476
					2-INFRASTRUCTURE Total	4,000,000	3,909,328	655,476
				5-ADMINISTRATION	11XX-SALARIES & BENEFITS			
					21XX-TRAVEL	20,000	20,000	7,961
					22XX-TRANSPORTION			
					23XX-RENT, COMM, UTILITIES			
					24XX-PRINT & REPRO			
					2501-MISSIONS-FOS	2,000	2,000	
					26XX-SUPPLIES & MATERIALS			
					5-ADMINISTRATION Total	22,000	22,000	7,961
<b>3231EM Total</b>						<b>4,022,000</b>	<b>3,931,328</b>	<b>663,437</b>
3232EM	MISSOURI	KATRINA	9/10/2005	2-INFRASTRUCTURE	416X-PUBLIC ASSISTANCE	2,005,000	1,899,250	
					2-INFRASTRUCTURE Total	2,005,000	1,899,250	
				5-ADMINISTRATION	11XX-SALARIES & BENEFITS	498,522	358,685	358,685
					21XX-TRAVEL	320,723	214,172	202,028
					22XX-TRANSPORTION	1,000	1,000	1,000
					23XX-RENT, COMM, UTILITIES			
					24XX-PRINT & REPRO	500		
					2501-MISSIONS-FOS	5,000	5,000	
					26XX-SUPPLIES & MATERIALS	10,000	5,000	4,166
					5-ADMINISTRATION Total	835,745	583,858	565,880
<b>3232EM Total</b>						<b>2,840,745</b>	<b>2,483,107</b>	<b>565,880</b>
3233EM	SOUTH CAROLINA	KATRINA	9/10/2005	2-INFRASTRUCTURE	416X-PUBLIC ASSISTANCE	3,614,915	3,263,685	2,901,531
					2-INFRASTRUCTURE Total	3,614,915	3,263,685	2,901,531
				5-ADMINISTRATION	11XX-SALARIES & BENEFITS			
					21XX-TRAVEL	55,000	55,000	40,089

PROG CODE	STATE NAME	EVENT NAME	DECLARED	PROGRAM AREA	PROGRAM NAME	ALLOCATIONS	OBLIGATIONS	EXPENDITURES
					22XX-TRANSPORTION 23XX-RENT, COMM, UTILITIES 24XX-PRINT & REPRO 2501-MISSIONS-FOS 26XX-SUPPLIES & MATERIALS	2,000	2,000	
				<b>5-ADMINISTRATION Total</b>		<b>57,000</b>	<b>57,000</b>	<b>40,089</b>
<b>3233EM Total</b>						<b>3,671,915</b>	<b>3,320,685</b>	<b>2,941,620</b>
3234EM	SOUTH DAKOTA	KATRINA	9/10/2005	2-INFRASTRUCTURE	416X-PUBLIC ASSISTANCE	261,722	261,676	201,954
				<b>2-INFRASTRUCTURE Total</b>		<b>261,722</b>	<b>261,676</b>	<b>201,954</b>
				5-ADMINISTRATION	11XX-SALARIES & BENEFITS 21XX-TRAVEL 22XX-TRANSPORTION 23XX-RENT, COMM, UTILITIES 24XX-PRINT & REPRO 26XX-SUPPLIES & MATERIALS	20,700 60,000	60,044	5,630
				<b>5-ADMINISTRATION Total</b>		<b>82,700</b>	<b>60,044</b>	<b>5,630</b>
<b>3234EM Total</b>						<b>344,422</b>	<b>321,720</b>	<b>207,584</b>
3235EM	PENNSYLVANIA	KATRINA	9/10/2005	2-INFRASTRUCTURE	416X-PUBLIC ASSISTANCE	2,569,000	2,365,685	782,255
				<b>2-INFRASTRUCTURE Total</b>		<b>2,569,000</b>	<b>2,365,685</b>	<b>782,255</b>
				5-ADMINISTRATION	11XX-SALARIES & BENEFITS 21XX-TRAVEL 22XX-TRANSPORTION 23XX-RENT, COMM, UTILITIES 24XX-PRINT & REPRO 26XX-SUPPLIES & MATERIALS	153,646 101,429	134,574 90,932	134,574 78,932
				<b>5-ADMINISTRATION Total</b>		<b>255,075</b>	<b>225,506</b>	<b>213,506</b>
<b>3235EM Total</b>						<b>2,824,075</b>	<b>2,591,191</b>	<b>995,760</b>
3236EM	KANSAS	KATRINA	9/10/2005	2-INFRASTRUCTURE	416X-PUBLIC ASSISTANCE	163,200	141,368	130,408
				<b>2-INFRASTRUCTURE Total</b>		<b>163,200</b>	<b>141,368</b>	<b>130,408</b>
				5-ADMINISTRATION	11XX-SALARIES & BENEFITS 21XX-TRAVEL 22XX-TRANSPORTION 23XX-RENT, COMM, UTILITIES 24XX-PRINT & REPRO 26XX-SUPPLIES & MATERIALS	55,298 500 500	187	187
				<b>5-ADMINISTRATION Total</b>		<b>56,298</b>	<b>187</b>	<b>187</b>
<b>3236EM Total</b>						<b>219,498</b>	<b>141,555</b>	<b>130,595</b>
3237EM	ALABAMA	KATRINA	9/10/2005	2-INFRASTRUCTURE	416X-PUBLIC ASSISTANCE	2,500,000	1,962,222	1,035,973
				<b>2-INFRASTRUCTURE Total</b>		<b>2,500,000</b>	<b>1,962,222</b>	<b>1,035,973</b>
				4-OPERATIONS	2508-MISSIONS-DFS	1,000,000	1,000,000	
				<b>4-OPERATIONS Total</b>		<b>1,000,000</b>	<b>1,000,000</b>	
				5-ADMINISTRATION	11XX-SALARIES & BENEFITS 21XX-TRAVEL 22XX-TRANSPORTION 23XX-RENT, COMM, UTILITIES 24XX-PRINT & REPRO 26XX-SUPPLIES & MATERIALS			
				<b>5-ADMINISTRATION Total</b>				
<b>3237EM Total</b>						<b>3,500,000</b>	<b>2,962,222</b>	<b>1,035,973</b>
3238EM	INDIANA	KATRINA	9/10/2005	2-INFRASTRUCTURE	416X-PUBLIC ASSISTANCE	4,127,992	3,789,690	
				<b>2-INFRASTRUCTURE Total</b>		<b>4,127,992</b>	<b>3,789,690</b>	
				5-ADMINISTRATION	11XX-SALARIES & BENEFITS 21XX-TRAVEL 22XX-TRANSPORTION 23XX-RENT, COMM, UTILITIES 24XX-PRINT & REPRO 26XX-SUPPLIES & MATERIALS	12,264 10,600	1,942	1,942
				<b>5-ADMINISTRATION Total</b>		<b>22,864</b>	<b>1,942</b>	<b>1,942</b>
<b>3238EM Total</b>						<b>4,150,856</b>	<b>3,791,632</b>	<b>1,942</b>
3239EM	IOWA	KATRINA	9/10/2005	2-INFRASTRUCTURE	416X-PUBLIC ASSISTANCE	222,618	222,618	143,322
				<b>2-INFRASTRUCTURE Total</b>		<b>222,618</b>	<b>222,618</b>	<b>143,322</b>
				5-ADMINISTRATION	11XX-SALARIES & BENEFITS 21XX-TRAVEL 22XX-TRANSPORTION 23XX-RENT, COMM, UTILITIES 24XX-PRINT & REPRO	10,350 55,030	712 4,928	712 4,928
				<b>5-ADMINISTRATION Total</b>		<b>65,380</b>	<b>5,640</b>	<b>5,640</b>

PROG CODE	STATE NAME	EVENT NAME	DECLARED	PROGRAM AREA	PROGRAM NAME	ALLOCATIONS	OBLIGATIONS	EXPENDITURES
					26XX-SUPPLIES & MATERIALS	500		
				<b>5-ADMINISTRATION Total</b>		<b>66,380</b>	<b>5,639</b>	<b>5,639</b>
<b>3239EM Total</b>						<b>288,998</b>	<b>228,257</b>	<b>148,962</b>
3240EM	VIRGINIA	KATRINA	9/12/2005	2-INFRASTRUCTURE	2594-INSPECTIONS	339,100	339,100	109,834
					416X-PUBLIC ASSISTANCE	223,000	222,709	120,102
				<b>2-INFRASTRUCTURE Total</b>		<b>562,100</b>	<b>561,809</b>	<b>229,935</b>
				5-ADMINISTRATION	11XX-SALARIES & BENEFITS	102,910	91,135	91,135
					21XX-TRAVEL	28,000	10,737	10,737
					22XX-TRANSPORTION			
					23XX-RENT, COMM, UTILITIES			
					24XX-PRINT & REPRO			
					26XX-SUPPLIES & MATERIALS			
				<b>5-ADMINISTRATION Total</b>		<b>130,910</b>	<b>101,872</b>	<b>101,872</b>
<b>3240EM Total</b>						<b>693,010</b>	<b>663,682</b>	<b>331,808</b>
3241EM	ARIZONA	KATRINA	9/12/2005	2-INFRASTRUCTURE	416X-PUBLIC ASSISTANCE	4,113,330	4,113,301	3,524,429
				<b>2-INFRASTRUCTURE Total</b>		<b>4,113,330</b>	<b>4,113,301</b>	<b>3,524,429</b>
				5-ADMINISTRATION	11XX-SALARIES & BENEFITS	60,120	45,847	45,847
					21XX-TRAVEL	225,280	211,340	120,385
					22XX-TRANSPORTION			
					23XX-RENT, COMM, UTILITIES			
					24XX-PRINT & REPRO			
					2501-MISSIONS-FOS	2,000,000	2,000,000	181
					26XX-SUPPLIES & MATERIALS			
				<b>5-ADMINISTRATION Total</b>		<b>2,285,400</b>	<b>2,257,187</b>	<b>166,413</b>
<b>3241EM Total</b>						<b>6,398,730</b>	<b>6,370,487</b>	<b>3,690,841</b>
3242EM	MINNESOTA	KATRINA	9/13/2005	2-INFRASTRUCTURE	416X-PUBLIC ASSISTANCE	15,000,000	3,449,504	941,509
				<b>2-INFRASTRUCTURE Total</b>		<b>15,000,000</b>	<b>3,449,504</b>	<b>941,509</b>
				5-ADMINISTRATION	11XX-SALARIES & BENEFITS	11,150		
					21XX-TRAVEL	13,300		
					22XX-TRANSPORTION			
					23XX-RENT, COMM, UTILITIES			
					24XX-PRINT & REPRO			
					26XX-SUPPLIES & MATERIALS			
				<b>5-ADMINISTRATION Total</b>		<b>24,450</b>		
<b>3242EM Total</b>						<b>15,024,450</b>	<b>3,449,504</b>	<b>941,509</b>
3243EM	NEVADA	KATRINA	9/13/2005	2-INFRASTRUCTURE	416X-PUBLIC ASSISTANCE	1,000,000	568,297	422,109
				<b>2-INFRASTRUCTURE Total</b>		<b>1,000,000</b>	<b>568,297</b>	<b>422,109</b>
				5-ADMINISTRATION	11XX-SALARIES & BENEFITS	85,860	73,190	73,190
					21XX-TRAVEL	255,340	235,277	141,880
					22XX-TRANSPORTION			
					23XX-RENT, COMM, UTILITIES			
					24XX-PRINT & REPRO			
					26XX-SUPPLIES & MATERIALS			
				<b>5-ADMINISTRATION Total</b>		<b>341,200</b>	<b>308,466</b>	<b>215,070</b>
<b>3243EM Total</b>						<b>1,341,200</b>	<b>876,764</b>	<b>637,179</b>
3244EM	IDAHO	KATRINA	9/13/2005	2-INFRASTRUCTURE	416X-PUBLIC ASSISTANCE	584,137	584,134	97,594
				<b>2-INFRASTRUCTURE Total</b>		<b>584,137</b>	<b>584,134</b>	<b>97,594</b>
				5-ADMINISTRATION	11XX-SALARIES & BENEFITS	20,700	5,965	5,965
					21XX-TRAVEL	15,000	4,143	3,894
					22XX-TRANSPORTION			
					23XX-RENT, COMM, UTILITIES			
					24XX-PRINT & REPRO			
					26XX-SUPPLIES & MATERIALS			
				<b>5-ADMINISTRATION Total</b>		<b>35,700</b>	<b>10,108</b>	<b>9,860</b>
<b>3244EM Total</b>						<b>619,837</b>	<b>594,243</b>	<b>107,454</b>
3245EM	NEBRASKA	KATRINA	9/13/2005	2-INFRASTRUCTURE	416X-PUBLIC ASSISTANCE	210,100	210,100	21,489
				<b>2-INFRASTRUCTURE Total</b>		<b>210,100</b>	<b>210,100</b>	<b>21,489</b>
				5-ADMINISTRATION	11XX-SALARIES & BENEFITS			
					21XX-TRAVEL	55,602	1,302	1,302
					22XX-TRANSPORTION			
					23XX-RENT, COMM, UTILITIES			
					24XX-PRINT & REPRO	500		
					26XX-SUPPLIES & MATERIALS	500		
				<b>5-ADMINISTRATION Total</b>		<b>56,602</b>	<b>1,302</b>	<b>1,302</b>
<b>3245EM Total</b>						<b>266,702</b>	<b>211,402</b>	<b>22,790</b>
3246EM	CONNECTICUT	KATRINA	9/13/2005	2-INFRASTRUCTURE	416X-PUBLIC ASSISTANCE	1,000,000	353,722	

PROG CODE	STATE NAME	EVENT NAME	DECLARED	PROGRAM AREA	PROGRAM NAME	ALLOCATIONS	OBLIGATIONS	EXPENDITURES
				<b>2-INFRASTRUCTURE Total</b>		<b>1,000,000</b>	<b>353,722</b>	
				5-ADMINISTRATION	11XX-SALARIES & BENEFITS	23,373	14,498	14,498
					21XX-TRAVEL	19,928	19,928	6,209
					22XX-TRANSPORTION			
					23XX-RENT, COMM, UTILITIES			
					24XX-PRINT & REPRO			
					26XX-SUPPLIES & MATERIALS			
				<b>5-ADMINISTRATION Total</b>		<b>43,301</b>	<b>34,426</b>	<b>20,708</b>
<b>3246EM Total</b>						<b>1,043,301</b>	<b>388,148</b>	<b>20,708</b>
3247EM	NORTH DAKOTA	KATRINA	9/13/2005	2-INFRASTRUCTURE	416X-PUBLIC ASSISTANCE			
				<b>2-INFRASTRUCTURE Total</b>				
				5-ADMINISTRATION	11XX-SALARIES & BENEFITS	20,700	3,462	3,462
					21XX-TRAVEL	63,454	63,454	16,689
					22XX-TRANSPORTION	500		
					23XX-RENT, COMM, UTILITIES			
					24XX-PRINT & REPRO			
					25XX-OTHER SERVICES	1,233	1,233	
					26XX-SUPPLIES & MATERIALS	2,500		
				<b>5-ADMINISTRATION Total</b>		<b>88,387</b>	<b>68,149</b>	<b>20,151</b>
<b>3247EM Total</b>						<b>88,387</b>	<b>68,149</b>	<b>20,151</b>
3248EM	CALIFORNIA	KATRINA	9/13/2005	2-INFRASTRUCTURE	416X-PUBLIC ASSISTANCE	200,000		
				<b>2-INFRASTRUCTURE Total</b>		<b>200,000</b>		
				5-ADMINISTRATION	11XX-SALARIES & BENEFITS	338,820	281,662	281,662
					21XX-TRAVEL	429,500	372,950	260,550
					22XX-TRANSPORTION			
					23XX-RENT, COMM, UTILITIES			
					24XX-PRINT & REPRO			
					26XX-SUPPLIES & MATERIALS			
				<b>5-ADMINISTRATION Total</b>		<b>768,320</b>	<b>654,611</b>	<b>542,212</b>
<b>3248EM Total</b>						<b>968,320</b>	<b>654,611</b>	<b>542,212</b>
3249EM	WISCONSIN	KATRINA	9/13/2005	2-INFRASTRUCTURE	416X-PUBLIC ASSISTANCE	3,501,228	2,970,925	552,911
				<b>2-INFRASTRUCTURE Total</b>		<b>3,501,228</b>	<b>2,970,925</b>	<b>552,911</b>
				5-ADMINISTRATION	11XX-SALARIES & BENEFITS	11,437	1,137	1,137
					21XX-TRAVEL	13,300	90	88
					22XX-TRANSPORTION			
					23XX-RENT, COMM, UTILITIES			
					24XX-PRINT & REPRO			
					26XX-SUPPLIES & MATERIALS			
				<b>5-ADMINISTRATION Total</b>		<b>24,737</b>	<b>1,227</b>	<b>1,225</b>
<b>3249EM Total</b>						<b>3,525,965</b>	<b>2,972,152</b>	<b>554,136</b>
3250EM	OHIO	KATRINA	9/13/2005	2-INFRASTRUCTURE	416X-PUBLIC ASSISTANCE	2,518,180	2,157,511	1,423,538
				<b>2-INFRASTRUCTURE Total</b>		<b>2,518,180</b>	<b>2,157,511</b>	<b>1,423,538</b>
				5-ADMINISTRATION	11XX-SALARIES & BENEFITS	12,050		
					21XX-TRAVEL	13,300		
					22XX-TRANSPORTION			
					23XX-RENT, COMM, UTILITIES			
					24XX-PRINT & REPRO			
					26XX-SUPPLIES & MATERIALS			
				<b>5-ADMINISTRATION Total</b>		<b>25,350</b>		
<b>3250EM Total</b>						<b>2,543,530</b>	<b>2,157,511</b>	<b>1,423,538</b>
3251EM	MARYLAND	KATRINA	9/13/2005	2-INFRASTRUCTURE	416X-PUBLIC ASSISTANCE	3,000,000	967,297	182,979
				<b>2-INFRASTRUCTURE Total</b>		<b>3,000,000</b>	<b>967,297</b>	<b>182,979</b>
				5-ADMINISTRATION	11XX-SALARIES & BENEFITS	44,214	28,479	28,479
					21XX-TRAVEL	62,112	54,368	54,368
					22XX-TRANSPORTION			
					23XX-RENT, COMM, UTILITIES			
					24XX-PRINT & REPRO			
					26XX-SUPPLIES & MATERIALS			
				<b>5-ADMINISTRATION Total</b>		<b>106,326</b>	<b>82,847</b>	<b>82,847</b>
<b>3251EM Total</b>						<b>3,106,326</b>	<b>1,050,143</b>	<b>265,826</b>
3252EM	MASSACHUSETTS	KATRINA	9/13/2005	2-INFRASTRUCTURE	416X-PUBLIC ASSISTANCE	5,250,000	4,388,139	4,055,174
				<b>2-INFRASTRUCTURE Total</b>		<b>5,250,000</b>	<b>4,388,139</b>	<b>4,055,174</b>
				5-ADMINISTRATION	11XX-SALARIES & BENEFITS	155,180	122,238	122,238
					21XX-TRAVEL	85,166	85,166	72,858
					22XX-TRANSPORTION	1,000	1,000	
					23XX-RENT, COMM, UTILITIES			

PROG CODE	STATE NAME	EVENT NAME	DECLARED	PROGRAM AREA	PROGRAM NAME	ALLOCATIONS	OBLIGATIONS	EXPENDITURES
					24XX-PRINT & REPRO			
					26XX-SUPPLIES & MATERIALS			
				<b>5-ADMINISTRATION Total</b>		<b>241,346</b>	<b>208,404</b>	<b>195,096</b>
<b>3252EM Total</b>						<b>5,491,346</b>	<b>4,596,543</b>	<b>4,250,271</b>
3253EM	MONTANA	KATRINA	9/13/2005	2-INFRASTRUCTURE	416X-PUBLIC ASSISTANCE	400,000	397,372	116,377
				<b>2-INFRASTRUCTURE Total</b>		<b>400,000</b>	<b>397,372</b>	<b>116,377</b>
				5-ADMINISTRATION	11XX-SALARIES & BENEFITS	26,452	20,657	20,657
					21XX-TRAVEL	60,000	57,025	7,325
					22XX-TRANSPORTION			
					23XX-RENT, COMM, UTILITIES			
					24XX-PRINT & REPRO			
					26XX-SUPPLIES & MATERIALS	2,500		
				<b>5-ADMINISTRATION Total</b>		<b>88,952</b>	<b>77,682</b>	<b>27,982</b>
<b>3253EM Total</b>						<b>488,952</b>	<b>475,054</b>	<b>144,358</b>
3255EM	RHODE ISLAND	KATRINA	9/19/2005	2-INFRASTRUCTURE	416X-PUBLIC ASSISTANCE	1,500,000	1,008,050	
				<b>2-INFRASTRUCTURE Total</b>		<b>1,500,000</b>	<b>1,008,050</b>	
				5-ADMINISTRATION	11XX-SALARIES & BENEFITS	10,916	4,141	4,141
					21XX-TRAVEL	13,792	13,792	7,916
					22XX-TRANSPORTION			
					23XX-RENT, COMM, UTILITIES			
					24XX-PRINT & REPRO			
					26XX-SUPPLIES & MATERIALS			
				<b>5-ADMINISTRATION Total</b>		<b>24,708</b>	<b>17,933</b>	<b>12,057</b>
<b>3255EM Total</b>						<b>1,524,708</b>	<b>1,025,983</b>	<b>12,057</b>
3256EM	MAINE	KATRINA	9/19/2005	2-INFRASTRUCTURE	416X-PUBLIC ASSISTANCE	100,000	47,927	
				<b>2-INFRASTRUCTURE Total</b>		<b>100,000</b>	<b>47,927</b>	
				5-ADMINISTRATION	11XX-SALARIES & BENEFITS			
					21XX-TRAVEL	6,000	6,000	
					22XX-TRANSPORTION			
					23XX-RENT, COMM, UTILITIES			
					24XX-PRINT & REPRO			
					26XX-SUPPLIES & MATERIALS			
				<b>5-ADMINISTRATION Total</b>		<b>6,000</b>	<b>6,000</b>	
<b>3256EM Total</b>						<b>106,000</b>	<b>53,927</b>	
3257EM	NEW JERSEY	KATRINA	9/19/2005	2-INFRASTRUCTURE	416X-PUBLIC ASSISTANCE	120,026	120,026	116,692
				<b>2-INFRASTRUCTURE Total</b>		<b>120,026</b>	<b>120,026</b>	<b>116,692</b>
				5-ADMINISTRATION	11XX-SALARIES & BENEFITS	31,601	26,996	26,996
					21XX-TRAVEL	18,466	7,923	1,264
					22XX-TRANSPORTION	200	200	106
					23XX-RENT, COMM, UTILITIES			
					24XX-PRINT & REPRO			
					26XX-SUPPLIES & MATERIALS			
				<b>5-ADMINISTRATION Total</b>		<b>50,267</b>	<b>35,119</b>	<b>28,366</b>
<b>3257EM Total</b>						<b>170,293</b>	<b>155,144</b>	<b>145,058</b>
3258EM	NEW HAMPSHIRE	KATRINA	9/19/2005	2-INFRASTRUCTURE	416X-PUBLIC ASSISTANCE	100,000	9,887	
				<b>2-INFRASTRUCTURE Total</b>		<b>100,000</b>	<b>9,887</b>	
				5-ADMINISTRATION	11XX-SALARIES & BENEFITS			
					21XX-TRAVEL	6,000	6,000	92
					22XX-TRANSPORTION			
					23XX-RENT, COMM, UTILITIES			
					24XX-PRINT & REPRO			
					26XX-SUPPLIES & MATERIALS			
				<b>5-ADMINISTRATION Total</b>		<b>6,000</b>	<b>6,000</b>	<b>92</b>
<b>3258EM Total</b>						<b>106,000</b>	<b>15,887</b>	<b>92</b>
3259EM	FLORIDA	RITA	9/20/2005	2-INFRASTRUCTURE	416X-PUBLIC ASSISTANCE	8,700,000	8,590,346	4,880,410
				<b>2-INFRASTRUCTURE Total</b>		<b>8,700,000</b>	<b>8,590,346</b>	<b>4,880,410</b>
				4-OPERATIONS	2508-MISSIONS-DFA	10,000	10,000	
				<b>4-OPERATIONS Total</b>		<b>10,000</b>	<b>10,000</b>	
				5-ADMINISTRATION	11XX-SALARIES & BENEFITS	19,741	19,741	19,741
					21XX-TRAVEL	80,000	80,000	25,060
					22XX-TRANSPORTION			
					23XX-RENT, COMM, UTILITIES			
					24XX-PRINT & REPRO			
					2501-MISSIONS-FOS	1,236,000	1,236,000	24,459
					26XX-SUPPLIES & MATERIALS			
				<b>5-ADMINISTRATION Total</b>		<b>1,335,741</b>	<b>1,335,741</b>	<b>69,260</b>

PROG CODE	STATE NAME	EVENT NAME	DECLARED	PROGRAM AREA	PROGRAM NAME	ALLOCATIONS	OBLIGATIONS	EXPENDITURES
<b>3259EM Total</b>						<b>10,045,741</b>	<b>9,936,086</b>	<b>4,949,670</b>
3260EM	LOUISIANA	RITA	9/21/2005	2-INFRASTRUCTURE	416X-PUBLIC ASSISTANCE			
				<b>2-INFRASTRUCTURE Total</b>				
				4-OPERATIONS	2508-MISSIONS-DFA	100,000	100,000	
				<b>4-OPERATIONS Total</b>		<b>100,000</b>	<b>100,000</b>	
				5-ADMINISTRATION	11XX-SALARIES & BENEFITS			
					21XX-TRAVEL			
					22XX-TRANSPORTION			
					23XX-RENT, COMM, UTILITIES			
					24XX-PRINT & REPRO			
					2501-MISSIONS-FOS	175,000	175,000	
26XX-SUPPLIES & MATERIALS								
<b>5-ADMINISTRATION Total</b>		<b>175,000</b>	<b>175,000</b>					
<b>3260EM Total</b>						<b>275,000</b>	<b>275,000</b>	
3261EM	TEXAS	RITA	9/21/2005	2-INFRASTRUCTURE	416X-PUBLIC ASSISTANCE	5,135,000	5,078,077	4,603,418
				<b>2-INFRASTRUCTURE Total</b>		<b>5,135,000</b>	<b>5,078,077</b>	<b>4,603,418</b>
				4-OPERATIONS	2508-MISSIONS-DFA	5,000,000	5,000,000	
				<b>4-OPERATIONS Total</b>		<b>5,000,000</b>	<b>5,000,000</b>	
				5-ADMINISTRATION	11XX-SALARIES & BENEFITS	18,793	18,793	18,793
					21XX-TRAVEL	13,238	13,238	13,238
					22XX-TRANSPORTION			
					23XX-RENT, COMM, UTILITIES	50,000	50,000	4,733
					24XX-PRINT & REPRO	20,000	20,000	20,000
					2501-MISSIONS-FOS	97,641,000	97,641,000	14,958
					25XX-OTHER SERVICES	1,165,737	1,165,737	473,816
					26XX-SUPPLIES & MATERIALS	591,787	591,787	397,723
				31XX-EQUIPMENT	1,363,983	1,363,983	1,197,819	
<b>5-ADMINISTRATION Total</b>		<b>100,864,539</b>	<b>100,864,539</b>	<b>2,141,081</b>				
<b>3261EM Total</b>						<b>110,999,539</b>	<b>110,942,616</b>	<b>6,744,499</b>
3262EM	NEW YORK	KATRINA	9/30/2005	2-INFRASTRUCTURE	416X-PUBLIC ASSISTANCE	1,258,446	1,072,664	807,848
				<b>2-INFRASTRUCTURE Total</b>		<b>1,258,446</b>	<b>1,072,664</b>	<b>807,848</b>
				5-ADMINISTRATION	11XX-SALARIES & BENEFITS	221,350	154,357	154,357
					21XX-TRAVEL	70,800	69,154	62,675
					22XX-TRANSPORTION	200	200	170
<b>5-ADMINISTRATION Total</b>		<b>292,350</b>	<b>223,711</b>	<b>217,202</b>				
<b>3262EM Total</b>						<b>1,550,796</b>	<b>1,296,374</b>	<b>1,025,050</b>
3263EM	DELAWARE	KATRINA	9/30/2005	2-INFRASTRUCTURE	416X-PUBLIC ASSISTANCE	82,441	82,439	23,349
				<b>2-INFRASTRUCTURE Total</b>		<b>82,441</b>	<b>82,439</b>	<b>23,349</b>
				5-ADMINISTRATION	11XX-SALARIES & BENEFITS	45,400		
					21XX-TRAVEL	3,500	443	443
<b>5-ADMINISTRATION Total</b>		<b>48,900</b>	<b>443</b>	<b>443</b>				
<b>3263EM Total</b>						<b>131,341</b>	<b>82,882</b>	<b>23,792</b>
<b>Grand Total</b>						<b>33,665,444,248</b>	<b>30,837,303,934</b>	<b>16,935,655,193</b>

**FINANCIAL INFORMATION TOOL**  
**FOR HURRICANE KATRINA, RITA, & WILMA DECLARATIONS ONLY**  
**MISSION ASSIGNMENTS ONLY**

**AS OF 04-19-2006**

<b>AGENCY</b>	<b>OBLIGATIONS</b>	<b>EXPENDITURES</b>
AID	17,354,000	13,561
APHIS	400,000	
ARC	95,000	11,159
BIA	317,600	
BTS	200,000	
BUREC	2,089,000	
CBP	42,957,949	6,226,284
CDC	20,098,500	
CIA	200,000	
CNCS	5,905,500	
COE-LRD	15,000	2,522
COE-MVD	4,186,555,516	279,853,858
COE-NAD		
COE-SAD	475,562,000	68,369,067
COE-SWD	265,635,000	3,524,894
DHUD	83,065,000	32,431,710
DOC	1,400,000	25,281
DOD	1,175,609,054	247,091,281
DOE	505,000	
DOED	230,000	
DOI	1,297,784	
DOL	325,000	17,938
DOS	55,000	
DOT	505,099,213	106,725,235
EEOC	200,000	
EPA	368,871,200	9,160,714
FAA		
FCC	200,000	
FCSIC	200,000	
FLETC	460,103	438,223
FMSHRC	200,000	
FNS	20,000	
FPS	216,438,685	961,463
GSA	78,658,268	295,571
HHS	254,322,800	

AGENCY	OBLIGATIONS	EXPENDITURES
IAIP	214,000	
ICE	36,417,200	266,152
MSPB	2,000	
NAR	625,000	
NASA	541,500	
NCPC	20,000	
NCS	13,220,685	102,381
NCUA		
NGA	1,310,000	
NLRB	240,000	48,259
NOAA	4,655,000	
NPS	157,000	
NRC	200,000	
NSF	200,000	
OCFO	210,000	
OPM	615,000	
OSHA	21,225,000	
OSLGCP	200,000	
RRB	25,000	5,419
S&T	100,000	
SBA	200,000	
SCS	11,800	
SEC	2,000	
SSA	1,225,000	200,000
TREAS	2,190,650	61,714
TSA	455,000	
TVA	9,867,451	2,198,750
USCG	442,418,501	11,353,911
USCIS	910,000	
USDA	19,360,500	
USDJ	55,674,600	3,300,991
USFS	365,680,288	812
USFWS		
USGS	507,300	
USPC	5,697,217	546,985
USPHS		
USPS	2,098,270	129,208
USSS	8,800	
VA	10,075,000	
<b>Grand Total</b>	<b>8,701,101,933</b>	<b>773,363,347</b>



**FINANCIAL INFORMATION TOOL  
FOR HURRICANE KATRINA, RITA, & WILMA DECLARATIONS ONLY  
MISSION ASSIGNMENTS ONLY  
AS OF 04-19-2006**

PROG CODE	STATE NAME	EVENT NAME	AGENCY	PROGRAM NAME	OBLIGATIONS	EXPENDITURES
1602DR	FLORIDA	KATRINA	CBP	2501-MISSIONS-FOS	11,447,424	6,226,284
			COE-SAD	2501-MISSIONS-FOS	335,000	36,685
			DOD	2501-MISSIONS-FOS	100,000	
			DOE	2501-MISSIONS-FOS	10,000	
			DOT	2501-MISSIONS-FOS	2,018,500	129,913
			EPA	2501-MISSIONS-FOS	20,000	
			GSA	2501-MISSIONS-FOS	155,000	
			HHS	2501-MISSIONS-FOS	365,000	
			NCS	2501-MISSIONS-FOS	10,000	
			USCG	2501-MISSIONS-FOS	1	
			USDA	2501-MISSIONS-FOS	10,000	
				2507-MISSIONS-TA	10,000	
				USFS	2501-MISSIONS-FOS	725,000
<b>1602DR Total</b>					<b>15,205,925</b>	<b>6,392,881</b>
1603DR	LOUISIANA	KATRINA	APHIS	2501-MISSIONS-FOS	368,000	
				2508-MISSIONS-DFA	12,000	
			ARC	2501-MISSIONS-FOS	50,000	11,159
			BUREC	2501-MISSIONS-FOS	1,089,000	
			CBP	2501-MISSIONS-FOS	16,005,525	
			CDC	2508-MISSIONS-DFA	17,423,500	
			CNCS	2501-MISSIONS-FOS	2,400,000	
			COE-MVD	2501-MISSIONS-FOS	47,273,364	2,625,154
				2507-MISSIONS-TA	7,180,000	253,090
				2508-MISSIONS-DFA	2,070,992,000	54,901,782
			DHUD	2501-MISSIONS-FOS	3,695,000	872,238
				2508-MISSIONS-DFA	79,000,000	31,556,792
			DOC	2501-MISSIONS-FOS	150,000	
			DOD	2501-MISSIONS-FOS	270,475,000	10,734,231
				2507-MISSIONS-TA	271,500	
				2508-MISSIONS-DFA	24,812,000	
			DOE	2501-MISSIONS-FOS	80,000	
			DOED	2508-MISSIONS-DFA		
			DOI	2501-MISSIONS-FOS	269,000	
			DOL	2501-MISSIONS-FOS		
			DOS	2501-MISSIONS-FOS	55,000	
			DOT	2501-MISSIONS-FOS	71,193,000	1,221,691
				2508-MISSIONS-DFA	256,000,000	88,383,897
			EPA	2501-MISSIONS-FOS	22,517,000	
				2507-MISSIONS-TA	2,500,000	
				2508-MISSIONS-DFA	197,000,000	
			FNS	2501-MISSIONS-FOS	20,000	
			FPS	2501-MISSIONS-FOS	132,651,820	619,180
				2507-MISSIONS-TA		
				2508-MISSIONS-DFA		
			GSA	2501-MISSIONS-FOS	2,805,000	64,864
				2508-MISSIONS-DFA		
			HHS	2501-MISSIONS-FOS	515,000	
2507-MISSIONS-TA	30,000					
2508-MISSIONS-DFA	78,150,000					
ICE	2501-MISSIONS-FOS	12,405,000				

PROG CODE	STATE NAME	EVENT NAME	AGENCY	PROGRAM NAME	OBLIGATIONS	EXPENDITURES
				2508-MISSIONS-DFA	18,500,000	
			NAR	2508-MISSIONS-DFA	600,000	
			NASA	2501-MISSIONS-FOS	91,500	
			NCS	2501-MISSIONS-FOS	3,900,000	102,381
				2508-MISSIONS-DFA	1,000,000	
			NGA	2501-MISSIONS-FOS	520,000	
			NOAA	2501-MISSIONS-FOS	1,750,000	
			OCFO	2501-MISSIONS-FOS	10,000	
			OSHA	2501-MISSIONS-FOS	125,000	
			SBA	2501-MISSIONS-FOS		
			TREAS	2501-MISSIONS-FOS	110,000	
			TVA	2501-MISSIONS-FOS	1,937,772	830,284
				2508-MISSIONS-DFA		
			USCG	2501-MISSIONS-FOS	3,275,000	
				2507-MISSIONS-TA	37,500	
				2508-MISSIONS-DFA	165,000,000	11,162,254
			USDA	2501-MISSIONS-FOS	1,176,000	
				2508-MISSIONS-DFA	10,000,000	
			USDJ	2501-MISSIONS-FOS	2,764,600	
				2507-MISSIONS-TA	150,000	
				2508-MISSIONS-DFA	45,313,000	3,219,744
			USFS	2501-MISSIONS-FOS	138,600,000	
				2508-MISSIONS-DFA		
			USGS	2501-MISSIONS-FOS	250,000	
			USPHS	2501-MISSIONS-FOS		
			USPS	2501-MISSIONS-FOS	83,270	83,270
			VA	2501-MISSIONS-FOS	50,000	
<b>1603DR Total</b>					<b>3,712,631,351</b>	<b>206,642,012</b>
1604DR	MISSISSIPPI	KATRINA	AID	2501-MISSIONS-FOS	17,314,000	10,734
			BTS	2501-MISSIONS-FOS	200,000	
			CBP	2501-MISSIONS-FOS	3,505,000	
				2508-MISSIONS-DFA		
			CNCS	2501-MISSIONS-FOS	7,500	
				2508-MISSIONS-DFA	1,508,000	
			COE-LRD	2501-MISSIONS-FOS	15,000	2,522
			COE-MVD	2501-MISSIONS-FOS	454,575,740	54,990,569
				2507-MISSIONS-TA	243,256	122,758
				2508-MISSIONS-DFA	1,221,755,595	115,722,463
			COE-SAD	2501-MISSIONS-FOS		
			DHUD	2501-MISSIONS-FOS	150,000	2,680
			DOC	2501-MISSIONS-FOS	1,000,000	25,281
				2507-MISSIONS-TA	50,000	
			DOD	2501-MISSIONS-FOS	770,180,209	232,628,212
				2508-MISSIONS-DFA	54,950,345	3,720,735
			DOE	2501-MISSIONS-FOS	270,000	
			DOED	2501-MISSIONS-FOS	205,000	
			DOI	2501-MISSIONS-FOS	995,400	
			DOL	2501-MISSIONS-FOS	325,000	17,938
			DOS	2501-MISSIONS-FOS		
			DOT	2501-MISSIONS-FOS	56,292,000	5,985,192
				2507-MISSIONS-TA	50,000	
				2508-MISSIONS-DFA	3,353,213	
			EEOC	2501-MISSIONS-FOS	200,000	
			EPA	2501-MISSIONS-FOS	2,529,200	749,562
				2507-MISSIONS-TA	12,300,000	1,543,423

PROG CODE	STATE NAME	EVENT NAME	AGENCY	PROGRAM NAME	OBLIGATIONS	EXPENDITURES
				2508-MISSIONS-DFA	57,000,000	6,245,237
			FAA	2501-MISSIONS-FOS		
			FCC	2501-MISSIONS-FOS	200,000	
			FCSIC	2501-MISSIONS-FOS	200,000	
			FLETC	2501-MISSIONS-FOS	460,103	438,223
			FMSHRC	2501-MISSIONS-FOS	200,000	
			FPS	2501-MISSIONS-FOS	28,452,767	252,567
				2508-MISSIONS-DFA	700,000	35,231
			GSA	2501-MISSIONS-FOS	60,158,268	210,049
				2508-MISSIONS-DFA		
			HHS	2501-MISSIONS-FOS	2,695,000	
				2507-MISSIONS-TA	682,300	
				2508-MISSIONS-DFA	64,895,500	
			IAIP	2501-MISSIONS-FOS	214,000	
			ICE	2501-MISSIONS-FOS	5,012,200	266,152
			MSPB	2501-MISSIONS-FOS	2,000	
			NAR	2501-MISSIONS-FOS	25,000	
			NASA	2501-MISSIONS-FOS	400,000	
				2508-MISSIONS-DFA	50,000	
			NCPC	2501-MISSIONS-FOS	20,000	
			NCS	2501-MISSIONS-FOS	2,325,000	
				2508-MISSIONS-DFA		
			NCUA	2501-MISSIONS-FOS		
			NGA	2501-MISSIONS-FOS	100,000	
			NLRB	2501-MISSIONS-FOS	240,000	48,259
			NOAA	2501-MISSIONS-FOS		
			NPS	2507-MISSIONS-TA	157,000	
			NRC	2501-MISSIONS-FOS	200,000	
			NSF	2501-MISSIONS-FOS	200,000	
			OCFO	2501-MISSIONS-FOS	200,000	
			OPM	2501-MISSIONS-FOS	615,000	
			OSHA	2501-MISSIONS-FOS	21,100,000	
			OSLGCP	2501-MISSIONS-FOS	200,000	
			RRB	2501-MISSIONS-FOS	25,000	5,419
			S&T	2501-MISSIONS-FOS	100,000	
			SBA	2501-MISSIONS-FOS	200,000	
			SCS	2501-MISSIONS-FOS	11,800	
			SEC	2501-MISSIONS-FOS	2,000	
			SSA	2501-MISSIONS-FOS	1,025,000	200,000
			TREAS	2501-MISSIONS-FOS	1,820,650	31,218
			TSA	2501-MISSIONS-FOS	455,000	
			TVA	2501-MISSIONS-FOS	1,214,056	379,939
			USCG	2501-MISSIONS-FOS	13,970,000	44,416
				2508-MISSIONS-DFA	231,000,000	
			USCIS	2501-MISSIONS-FOS	910,000	
			USDA	2501-MISSIONS-FOS	112,000	
				2507-MISSIONS-TA	12,500	
				2508-MISSIONS-DFA	1,200,000	
			USDJ	2501-MISSIONS-FOS	2,535,000	
				2508-MISSIONS-DFA	4,867,000	81,247
			USFS	2501-MISSIONS-FOS	8,495,000	
				2507-MISSIONS-TA	50,000	
				2508-MISSIONS-DFA	5,500,000	631
			USGS	2501-MISSIONS-FOS	125,300	
			USPC	2501-MISSIONS-FOS	4,697,217	546,985

PROG CODE	STATE NAME	EVENT NAME	AGENCY	PROGRAM NAME	OBLIGATIONS	EXPENDITURES
			USPS	2501-MISSIONS-FOS	1,015,000	28,619
			USSS	2501-MISSIONS-FOS	8,800	
			VA	2501-MISSIONS-FOS	25,000	
<b>1604DR Total</b>					<b>3,128,054,919</b>	<b>424,336,262</b>
1605DR	ALABAMA	KATRINA	AID	2501-MISSIONS-FOS	40,000	2,827
			CNCS	2508-MISSIONS-DFA	500,000	
			COE-SAD	2501-MISSIONS-FOS	30,300,000	9,690,258
				2508-MISSIONS-DFA	151,000,000	51,280,277
			DHUD	2501-MISSIONS-FOS		
			DOD	2501-MISSIONS-FOS	2,510,000	
			DOE	2501-MISSIONS-FOS	10,000	
			DOS	2501-MISSIONS-FOS		
			DOT	2501-MISSIONS-FOS	24,057,500	6,292
			EPA	2501-MISSIONS-FOS	10,000	4,164
				2507-MISSIONS-TA	3,000,000	114,778
				2508-MISSIONS-DFA	27,000,000	490,047
			FPS	2501-MISSIONS-FOS	5,452,500	54,485
			GSA	2501-MISSIONS-FOS	11,260,000	
			HHS	2501-MISSIONS-FOS	50,000	
				2508-MISSIONS-DFA		
			NCS	2501-MISSIONS-FOS	73,000	
			TREAS	2501-MISSIONS-FOS	180,000	30,496
			TVA	2501-MISSIONS-FOS	3,457,622	988,528
			USCG	2501-MISSIONS-FOS	2,275,000	147,242
				2508-MISSIONS-DFA		
			USDA	2501-MISSIONS-FOS	20,000	
			USFS	2501-MISSIONS-FOS	1,260,000	
			USGS	2501-MISSIONS-FOS	70,500	
			USPS	2501-MISSIONS-FOS	1,000,000	17,319
<b>1605DR Total</b>					<b>263,526,122</b>	<b>62,826,714</b>
1606DR	TEXAS	RITA	ARC	2501-MISSIONS-FOS	30,000	
			BIA	2508-MISSIONS-DFA	317,600	
			CNCS	2508-MISSIONS-DFA	240,000	
			COE-MVD	2507-MISSIONS-TA	50,000	
			COE-SWD	2501-MISSIONS-FOS	41,595,000	3,258,683
				2507-MISSIONS-TA	100,000	7,204
				2508-MISSIONS-DFA	213,350,000	244,049
			DHUD	2501-MISSIONS-FOS	120,000	
			DOD	2501-MISSIONS-FOS	23,100,000	
				2508-MISSIONS-DFA	2,810,000	
			DOE	2501-MISSIONS-FOS	50,000	
			DOI	2501-MISSIONS-FOS	5,000	
			DOT	2501-MISSIONS-FOS	25,331,000	1,094,213
			EPA	2501-MISSIONS-FOS	10,000	
			FPS	2501-MISSIONS-FOS	6,760,000	
			GSA	2501-MISSIONS-FOS	30,000	
			HHS	2501-MISSIONS-FOS	23,000,000	
			NCS	2501-MISSIONS-FOS	340,000	
			NGA	2501-MISSIONS-FOS	690,000	
			NOAA	2501-MISSIONS-FOS	2,790,000	
			TREAS	2501-MISSIONS-FOS	70,000	
			TVA	2501-MISSIONS-FOS	2,080,000	
			USCG	2501-MISSIONS-FOS	100,000	
				2508-MISSIONS-DFA	8,000,000	
			USDA	2501-MISSIONS-FOS	280,000	

PROG CODE	STATE NAME	EVENT NAME	AGENCY	PROGRAM NAME	OBLIGATIONS	EXPENDITURES
				2508-MISSIONS-DFA	650,000	
			USFS	2501-MISSIONS-FOS	124,050,000	
			USGS	2501-MISSIONS-FOS	8,000	
			USPC	2501-MISSIONS-FOS	1,000,000	
			VA	2508-MISSIONS-DFA	10,000,000	
<b>1606DR Total</b>					<b>486,956,600</b>	<b>4,604,149</b>
1607DR	LOUISIANA	RITA	BUREC	2501-MISSIONS-FOS	1,000,000	
			CDC	2501-MISSIONS-FOS		
			COE-MVD	2501-MISSIONS-FOS	2,825,000	250,682
				2507-MISSIONS-TA	1,000,000	57,353
				2508-MISSIONS-DFA	380,500,000	50,873,602
			DOD	2501-MISSIONS-FOS		
				2508-MISSIONS-DFA	11,000,000	
			DOT	2501-MISSIONS-FOS	25,110,000	8,112,960
				2508-MISSIONS-DFA	10,000,000	349,761
			EPA	2508-MISSIONS-DFA	39,500,000	
			FPS	2501-MISSIONS-FOS	5,000,000	
			GSA	2501-MISSIONS-FOS	500,000	
			HHS	2508-MISSIONS-DFA	20,100,000	
			NCS	2501-MISSIONS-FOS	5,002,685	
			TREAS	2501-MISSIONS-FOS	10,000	
			USCG	2508-MISSIONS-DFA	18,400,000	
			USDA	2508-MISSIONS-DFA	5,500,000	
			USFS	2508-MISSIONS-DFA	35,000,000	
			USGS	2508-MISSIONS-DFA	36,000	
<b>1607DR Total</b>					<b>560,483,685</b>	<b>59,644,357</b>
1609DR	FLORIDA	WILMA	CIA	2501-MISSIONS-FOS	200,000	
			CNCS	2508-MISSIONS-DFA	1,250,000	
			COE-SAD	2501-MISSIONS-FOS	70,822,000	6,587,108
				2507-MISSIONS-TA	600,000	17,025
				2508-MISSIONS-DFA	222,350,000	733,254
			DOC	2501-MISSIONS-FOS	200,000	
			DOD	2501-MISSIONS-FOS	2,650,000	
				2508-MISSIONS-DFA	900,000	
			DOE	2501-MISSIONS-FOS	55,000	
			DOI	2508-MISSIONS-DFA	28,384	
			DOT	2501-MISSIONS-FOS	20,258,000	44,306
			EPA	2501-MISSIONS-FOS	40,000	4,264
				2507-MISSIONS-TA	100,000	3,050
				2508-MISSIONS-DFA	300,000	
			FPS	2501-MISSIONS-FOS	30,371,512	
				2508-MISSIONS-DFA	150,000	
			GSA	2501-MISSIONS-FOS	130,000	3,334
			HHS	2501-MISSIONS-FOS	1,230,000	
				2508-MISSIONS-DFA	8,165,000	
			NCS	2501-MISSIONS-FOS	40,000	
				2508-MISSIONS-DFA		
			NOAA	2508-MISSIONS-DFA	115,000	
			NPS	2501-MISSIONS-FOS		
			SSA	2501-MISSIONS-FOS	200,000	
			USCG	2501-MISSIONS-FOS	50,000	
				2508-MISSIONS-DFA	70,000	
			USDA	2501-MISSIONS-FOS	330,000	
			USDJ	2501-MISSIONS-FOS	45,000	
			USFS	2501-MISSIONS-FOS	5,580,000	

PROG CODE	STATE NAME	EVENT NAME	AGENCY	PROGRAM NAME	OBLIGATIONS	EXPENDITURES
			USFWS	2501-MISSIONS-FOS		
			USGS	2501-MISSIONS-FOS	2,500	
<b>1609DR Total</b>					<b>366,232,396</b>	<b>7,392,342</b>
3212EM	LOUISIANA	KATRINA	DOD	2501-MISSIONS-FOS	250,000	
			DOT	2501-MISSIONS-FOS	6,120,000	80,590
			GSA	2501-MISSIONS-FOS		
				2508-MISSIONS-DFA	1,500,000	
			NCS	2501-MISSIONS-FOS		
<b>3212EM Total</b>					<b>7,870,000</b>	<b>80,590</b>
3213EM	MISSISSIPPI	KATRINA	COE-MVD	2501-MISSIONS-FOS	160,561	56,405
			COE-SAD	2501-MISSIONS-FOS		
			DOD	2501-MISSIONS-FOS	10,000	8,103
			DOE	2501-MISSIONS-FOS	20,000	
			DOT	2501-MISSIONS-FOS	35,000	16,074
			EPA	2501-MISSIONS-FOS	10,000	6,189
			FPS	2501-MISSIONS-FOS	188,608	
			GSA	2501-MISSIONS-FOS	1,760,000	2,001
			HHS	2501-MISSIONS-FOS	50,000	
			NCS	2501-MISSIONS-FOS	10,000	
			TVA	2501-MISSIONS-FOS	288,000	
			USDA	2501-MISSIONS-FOS	20,000	
			USFS	2501-MISSIONS-FOS	60,288	
<b>3213EM Total</b>					<b>2,612,457</b>	<b>88,771</b>
3214EM	ALABAMA	KATRINA	APHIS	2501-MISSIONS-FOS		
			COE-SAD	2501-MISSIONS-FOS		
			DOD	2501-MISSIONS-FOS		
			DOE	2501-MISSIONS-FOS		
			DOT	2501-MISSIONS-FOS		
			EPA	2501-MISSIONS-FOS		
				2507-MISSIONS-TA		
			FPS	2501-MISSIONS-FOS	31,478	
			GSA	2501-MISSIONS-FOS		
			HHS	2501-MISSIONS-FOS		
			NCS	2501-MISSIONS-FOS		
			TVA	2501-MISSIONS-FOS		
			USCG	2501-MISSIONS-FOS		
			USDA	2501-MISSIONS-FOS		
			USFS	2501-MISSIONS-FOS		
<b>3214EM Total</b>					<b>31,478</b>	
3215EM	ARKANSAS	KATRINA	DOT	2501-MISSIONS-FOS	50,000	
				2508-MISSIONS-DFA	500,000	
			FPS	2501-MISSIONS-FOS	345,000	
			GSA	2501-MISSIONS-FOS	60,000	7,452
			HHS	2501-MISSIONS-FOS	10,000	
				2508-MISSIONS-DFA	3,000,000	
<b>3215EM Total</b>					<b>3,965,000</b>	<b>7,452</b>
3216EM	TEXAS	KATRINA	CDC	2508-MISSIONS-DFA	2,675,000	
			DHUD	2501-MISSIONS-FOS	100,000	
			DOD	2501-MISSIONS-FOS	20,000	
				2508-MISSIONS-DFA		
			DOED	2501-MISSIONS-FOS	25,000	
			DOT	2501-MISSIONS-FOS	650,000	
				2508-MISSIONS-DFA	2,500,000	1,300,346
			FPS	2501-MISSIONS-FOS	6,000,000	
			GSA	2501-MISSIONS-FOS	285,000	7,872

PROG CODE	STATE NAME	EVENT NAME	AGENCY	PROGRAM NAME	OBLIGATIONS	EXPENDITURES
			HHS	2501-MISSIONS-FOS	80,000	
				2508-MISSIONS-DFA	10,050,000	
			ICE	2501-MISSIONS-FOS	500,000	
			TVA	2501-MISSIONS-FOS	890,000	
			USFS	2501-MISSIONS-FOS	5,000	
				2508-MISSIONS-DFA	22,500,000	
			USGS	2508-MISSIONS-DFA	15,000	
<b>3216EM Total</b>					<b>46,295,000</b>	<b>1,308,218</b>
3217EM	TENNESSEE	KATRINA	HHS	2501-MISSIONS-FOS	2,000	
				2507-MISSIONS-TA	5,000	
			USDA	2501-MISSIONS-FOS		
<b>3217EM Total</b>					<b>7,000</b>	
3218EM	GEORGIA	KATRINA	HHS	2501-MISSIONS-FOS	52,000	
			USDA	2501-MISSIONS-FOS		
<b>3218EM Total</b>					<b>52,000</b>	
3222EM	NORTH CAROLINA	KATRINA	HHS	2501-MISSIONS-FOS	2,000	
			USDA	2501-MISSIONS-FOS		
<b>3222EM Total</b>					<b>2,000</b>	
3223EM	UTAH	KATRINA	GSA	2508-MISSIONS-DFA	5,000	
<b>3223EM Total</b>					<b>5,000</b>	
3224EM	COLORADO	KATRINA	GSA	2501-MISSIONS-FOS		
<b>3224EM Total</b>						
3231EM	KENTUCKY	KATRINA	HHS	2501-MISSIONS-FOS	2,000	
			USDA	2501-MISSIONS-FOS		
<b>3231EM Total</b>					<b>2,000</b>	
3232EM	MISSOURI	KATRINA	ARC	2501-MISSIONS-FOS	5,000	
<b>3232EM Total</b>					<b>5,000</b>	
3233EM	SOUTH CAROLINA	KATRINA	HHS	2501-MISSIONS-FOS	2,000	
			USDA	2501-MISSIONS-FOS		
<b>3233EM Total</b>					<b>2,000</b>	
3237EM	ALABAMA	KATRINA	HHS	2508-MISSIONS-DFA	1,000,000	
<b>3237EM Total</b>					<b>1,000,000</b>	
3241EM	ARIZONA	KATRINA	USFS	2501-MISSIONS-FOS	2,000,000	181
<b>3241EM Total</b>					<b>2,000,000</b>	<b>181</b>
3259EM	FLORIDA	RITA	APHIS	2501-MISSIONS-FOS	10,000	
				2508-MISSIONS-DFA	10,000	
			COE-NAD	2501-MISSIONS-FOS		
			COE-SAD	2501-MISSIONS-FOS	155,000	24,459
			DOD	2501-MISSIONS-FOS	255,000	
			DOE	2501-MISSIONS-FOS	10,000	
			DOT	2501-MISSIONS-FOS	10,000	
			EPA	2501-MISSIONS-FOS	10,000	
			FPS	2501-MISSIONS-FOS	10,000	
			GSA	2501-MISSIONS-FOS		
			HHS	2501-MISSIONS-FOS	10,000	
			NCS	2501-MISSIONS-FOS	10,000	
			USCG	2501-MISSIONS-FOS	16,000	
			USDA	2501-MISSIONS-FOS	10,000	
			USFS	2501-MISSIONS-FOS	730,000	
<b>3259EM Total</b>					<b>1,246,000</b>	<b>24,459</b>
3260EM	LOUISIANA	RITA	COE-MVD	2508-MISSIONS-DFA		
			DOD	2501-MISSIONS-FOS		
				2508-MISSIONS-DFA		
			DOT	2508-MISSIONS-DFA		
			EPA	2501-MISSIONS-FOS	25,000	

PROG CODE	STATE NAME	EVENT NAME	AGENCY	PROGRAM NAME	OBLIGATIONS	EXPENDITURES
			FPS	2501-MISSIONS-FOS	125,000	
				2508-MISSIONS-DFA	100,000	
			HHS	2508-MISSIONS-DFA		
			USCG	2501-MISSIONS-FOS	25,000	
<b>3260EM Total</b>					<b>275,000</b>	
3261EM	TEXAS	RITA	ARC	2501-MISSIONS-FOS	10,000	
			CBP	2501-MISSIONS-FOS	12,000,000	
			COE-SWD	2501-MISSIONS-FOS	5,590,000	14,958
				2508-MISSIONS-DFA	5,000,000	
			DOD	2501-MISSIONS-FOS	11,315,000	
			DOT	2501-MISSIONS-FOS	1,571,000	
			EPA	2501-MISSIONS-FOS	5,000,000	
			FPS	2501-MISSIONS-FOS	100,000	
			GSA	2501-MISSIONS-FOS	10,000	
			HHS	2501-MISSIONS-FOS	40,180,000	
			NCS	2501-MISSIONS-FOS	510,000	
			USCG	2501-MISSIONS-FOS	200,000	
			USDA	2501-MISSIONS-FOS	30,000	
			USFS	2501-MISSIONS-FOS	21,125,000	
<b>3261EM Total</b>					<b>102,641,000</b>	<b>14,958</b>
<b>Grand Total</b>					<b>8,701,101,933</b>	<b>773,363,347</b>



FINANCIAL INFORMATION TOOL

**SUMMARY OF ALL PUBLIC ASSISTANCE OBLIGATIONS FOR  
NEW ORLEANS METROPOLITAN STATISTICAL AREA ONLY**

**AS OF 04-19-2006**

PROGRAM CODE	PROGRAM NAME	VENDOR COUNTY	NEMIS APPROVED OBLIGATIONS
Katrina	416X-PUBLIC ASSISTANCE	Jefferson	114,775,049.97
		Orleans	295,260,744.74
		Plaquemines	82,760,825.92
		St. Bernard	200,784,575.48
		St. Charles	19,983,355.46
		St. James	1,890,721.73
		St. John the Baptist	2,883,697.50
		St. Tammany	194,747,352.62
			<b>913,086,323.42</b>
Rita	416X-PUBLIC ASSISTANCE	Jefferson	482,904.85
		Orleans	29,745.67
		Plaquemines	11,930.11
		St. Bernard	20,495.97
		St. Charles	288,952.41
		St. James	2,012.25
			<b>836,041.26</b>
<b>GRAND TOTAL</b>			<b>913,922,364.68</b>

FINANCIAL INFORMATION TOOL

PUBLIC ASSISTANCE OBLIGATIONS FOR NEW ORLEANS METROPOLITAN STATISTICAL AREA ONLY

AS OF 04-19-2006

PROGRAM NAME	PROGRAM CATEGORY	VENDOR COUNTY	NEMIS APPROVED OBLIGATIONS		
			KATRINA	RITA	GRAND TOTAL
			1603DR	1607DR	
	416X-A DEBRIS REMOVAL	Jefferson	79,216,979.07	204,274.13	79,421,253.20
		Orleans	11,880,491.90		11,880,491.90
		Plaquemines	27,493,345.29		27,493,345.29
		St. Bernard	99,373,964.87		99,373,964.87
		St. Charles	807,136.16		807,136.16
		St. James	444,231.01		444,231.01
		St. John the Baptist	378,876.83		378,876.83
		St. Tammany	167,937,424.93		167,937,424.93
		<b>Total</b>	<b>387,532,450.06</b>	<b>204,274.13</b>	<b>387,736,724.19</b>
	416X-B PROTECTIVE MEASURES	Jefferson	31,213,476.97	278,630.72	31,492,107.69
		Orleans	161,836,205.89	29,745.67	161,865,951.56
		Plaquemines	23,944,720.86	11,930.11	23,956,650.97
		St. Bernard	70,089,972.94	20,495.97	70,110,468.91
		St. Charles	17,639,413.87	288,952.41	17,928,366.28
		St. James	985,107.66	2,012.25	987,119.91
		St. John the Baptist	2,078,555.70		2,078,555.70
		St. Tammany	19,772,017.72		19,772,017.72
		<b>Total</b>	<b>327,559,471.61</b>	<b>631,767.13</b>	<b>328,191,238.74</b>
	416X-C ROADS & BRIDGES	Jefferson	0.00		0.00
		Orleans	2,924,685.36		2,924,685.36
		Plaquemines	546,278.49		546,278.49
		St. Bernard	2,535,844.54		2,535,844.54
		St. James	43,357.27		43,357.27
		St. John the Baptist	99,803.93		99,803.93
		St. Tammany	1,649,018.31		1,649,018.31
	<b>Total</b>	<b>7,798,987.90</b>		<b>7,798,987.90</b>	
	416X-D WATER CONTROL FACILITIES	Jefferson	112,907.36		112,907.36
		Plaquemines	643,552.20		643,552.20
St. Charles		97,750.29		97,750.29	
St. Bernard		71,726.19		71,726.19	
St. Tammany		908,750.02		908,750.02	
<b>Total</b>	<b>1,834,686.06</b>		<b>1,834,686.06</b>		
416X-E PUBLIC BUILDINGS	Jefferson	3,741,992.90		3,741,992.90	
	Orleans	39,898,477.31		39,898,477.31	
	Plaquemines	26,143,259.45		26,143,259.45	
	St. Bernard	24,636,263.91		24,636,263.91	
	St. Charles	1,413,449.33		1,413,449.33	
	St. James	264,378.48		264,378.48	
	St. John the Baptist	319,974.05		319,974.05	
	St. Tammany	2,386,254.75		2,386,254.75	
<b>Total</b>	<b>98,804,050.18</b>		<b>98,804,050.18</b>		
416X-F PUBLIC UTILITIES	Jefferson	20,534.64		20,534.64	
	Orleans	71,221,819.74		71,221,819.74	
	St. Bernard	1,085,427.14		1,085,427.14	
	St. Charles	32,590.43		32,590.43	
	St. James	37,419.16		37,419.16	
	St. Tammany	1,820,825.66		1,820,825.66	
<b>Total</b>	<b>74,218,616.77</b>		<b>74,218,616.77</b>		
416X-G RECREATIONAL/OTHER	Jefferson	469,159.03		469,159.03	
	Orleans	6,625,624.39		6,625,624.39	
	Plaquemines	3,989,669.63		3,989,669.63	
	St. Bernard	2,965,351.79		2,965,351.79	
	St. Charles	4,374.47		4,374.47	
	St. James	114,350.75		114,350.75	
	St. John the Baptist	6,486.99		6,486.99	
	St. Tammany	271,723.85		271,723.85	
<b>Total</b>	<b>14,446,740.90</b>		<b>14,446,740.90</b>		
<b>Grand Total</b>		<b>Total</b>	<b>913,086,323.42</b>	<b>836,041.26</b>	<b>913,922,364.68</b>

## DISASTER RELIEF Terms Used

**Direct/Support:** Direct disaster programs provide resources to specifically address the short-, medium-, and long-term consequences of an event on both individuals and communities for declared disasters, emergencies, and fire management assistance grants. Direct costs also support pre-declaration activity (e.g., pre-positioning equipment and people before a hurricane strikes). Disaster support programs allow the Federal Emergency Management Agency (FEMA) to maintain critical, ongoing disaster operations and support infrastructure that supports the timely delivery of all of FEMA's disaster assistance programs. These resources provide for disaster-related support activities, which encompass ongoing operational capabilities that are not readily attributable to any one specific declared disaster.

**Allocations:** Funds set aside for declarations based on estimated needs for the next 30 days or less.

**Commitments:** Funds reserved in financial system based on specific requisitions in anticipation of their obligation.

**Obligations:** Obligations are recorded against allocated funds when contracts are signed, grants awarded, trips taken, mission assignments signed, etc.

**Mission Assignments:** Through Mission Assignments, FEMA tasks and reimburses Other Federal Agencies (OFAs) for providing services under the Stafford Act. These Mission Assignments fall into three categories:

- *Technical Assistance (TA):* OFAs provide expertise to States; 100% Federally funded; No State cost share
- *Direct Federal Assistance (DFA):* Requested by State; subject to State cost share (unless waived in response timeframe); Goods and services provided to the State to save lives and protect property
- *Federal Operations Support (FOS):* 100% Federally funded; No State cost share; Fed to Fed field operations support. This category reflects agreements with Federal agencies to perform services such as providing search and rescue operations, health and medical support, assisting with disease prevention and control, transportation of disaster victims, and delivery of food, water and other essential commodities to disaster victims.

### Human Services Categories:

- *Unemployment:* Disaster Unemployment Assistance for individuals who lose their job as a result of a Presidentially-declared disaster and are not covered by regular unemployment insurance.

- *Crisis Counseling*: Short-term services, provided by FEMA as supplemental funds granted to State and local mental health agencies, available to eligible survivors of Presidentially-declared major disasters.
- *Legal Services*: Legal advice for low income individuals regarding cases that will not produce a fee, provided by The Young Lawyers Division of the American Bar Association, through an agreement with FEMA.
- *Inspections*: Inspections to assess disaster damage.
- *Other Needs Assistance*: Medical, dental, funeral cost, transportation cost and other disaster-related needs within a total cap for Individual Assistance of \$26,200 per individual or household.
- *Housing Assistance*: Lodging expenses reimbursement (for a hotel or motel), rental assistance, home repair cash grant and home replacement cash grants within a total cap for Individual Assistance of \$26,200 per individual or household.

**Mitigation:**

- *Hazard Mitigation*: Long-term hazard mitigation measures after a major disaster declaration. The purpose of the program is to reduce the loss of life and property due to natural disasters and to enable mitigation measures to be implemented during the immediate recovery from a disaster.