

**Department of Homeland Security - Federal Emergency Management Agency
Weekly Disaster Relief Finance (DRF) Report**

4-05-2006

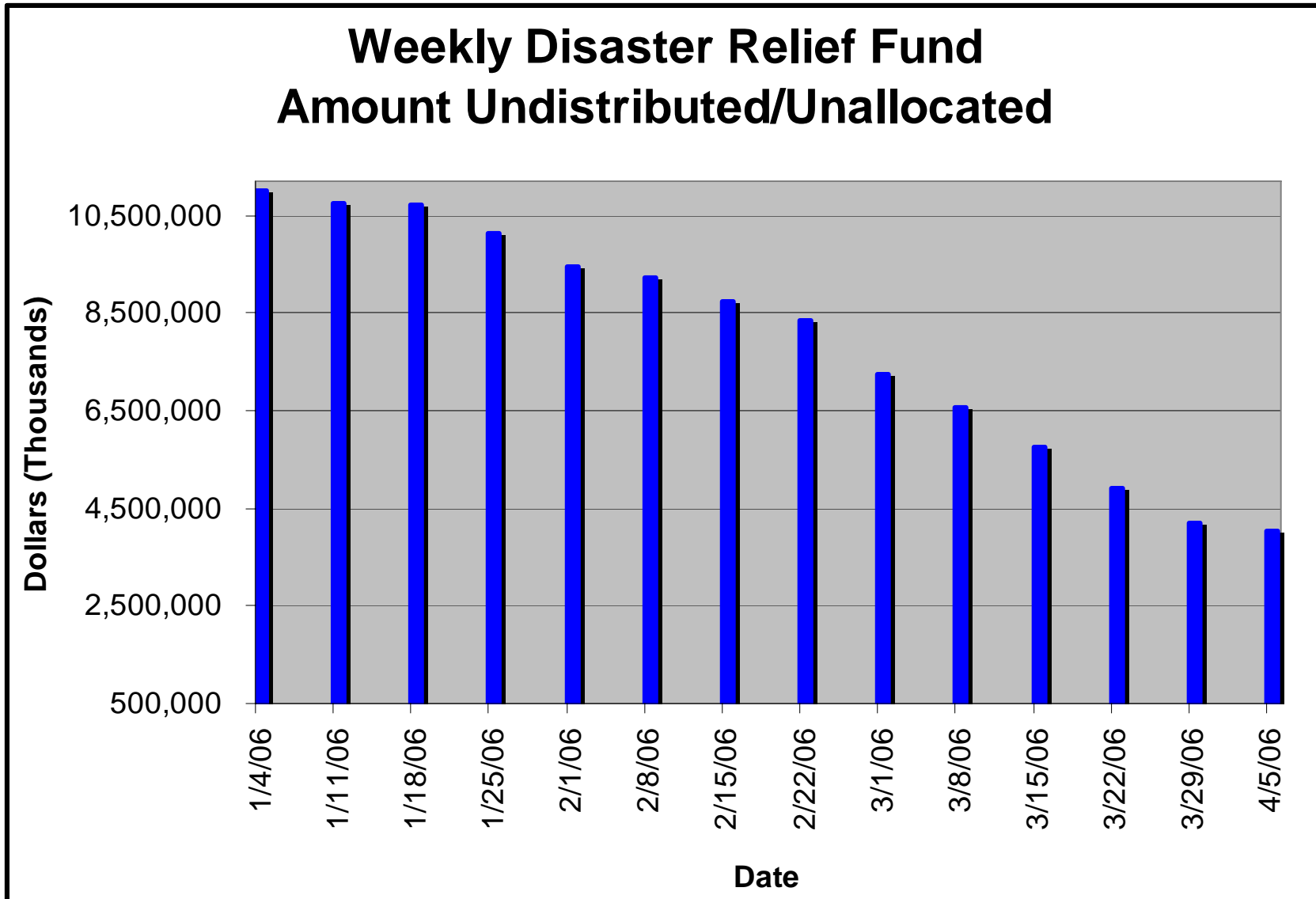
Congressional Weekly Report

TABLE OF CONTENTS

File	Title of File	Description	Page Numbers
Intro.	Graphical Representations	Graphic Analysis: ▪ DRF Amount Undistributed	2
		▪ Allocations and Obligations for Katrina	3
		▪ Katrina, Rita and Wilma Allocations, Obligations and Expenditures	4
		▪ Manufactured Housing	5
2	Disaster Relief Fund – Status Report	Status of the Disaster Relief Fund	6-7
3	National Flood Insurance Data	Flood Insurance Claims made to Feds, by State; Homes Damaged without Flood Insurance, by State; Households Individual Claim Fully Paid, by State	8
4	Housing Data	Hotel and Manufactured Housing Information	9-10
5	Katrina, Rita and Wilma Declarations	Declarations by Major Object Class, Declarations by Program Area and Mission Assignments	11-21
		Vendor Details; Credit Card data; Obligations greater than \$50,000,000; Declarations; Missions Details; New Orleans data	22-81
6	Disaster Relief Terms	Definitions	82-83

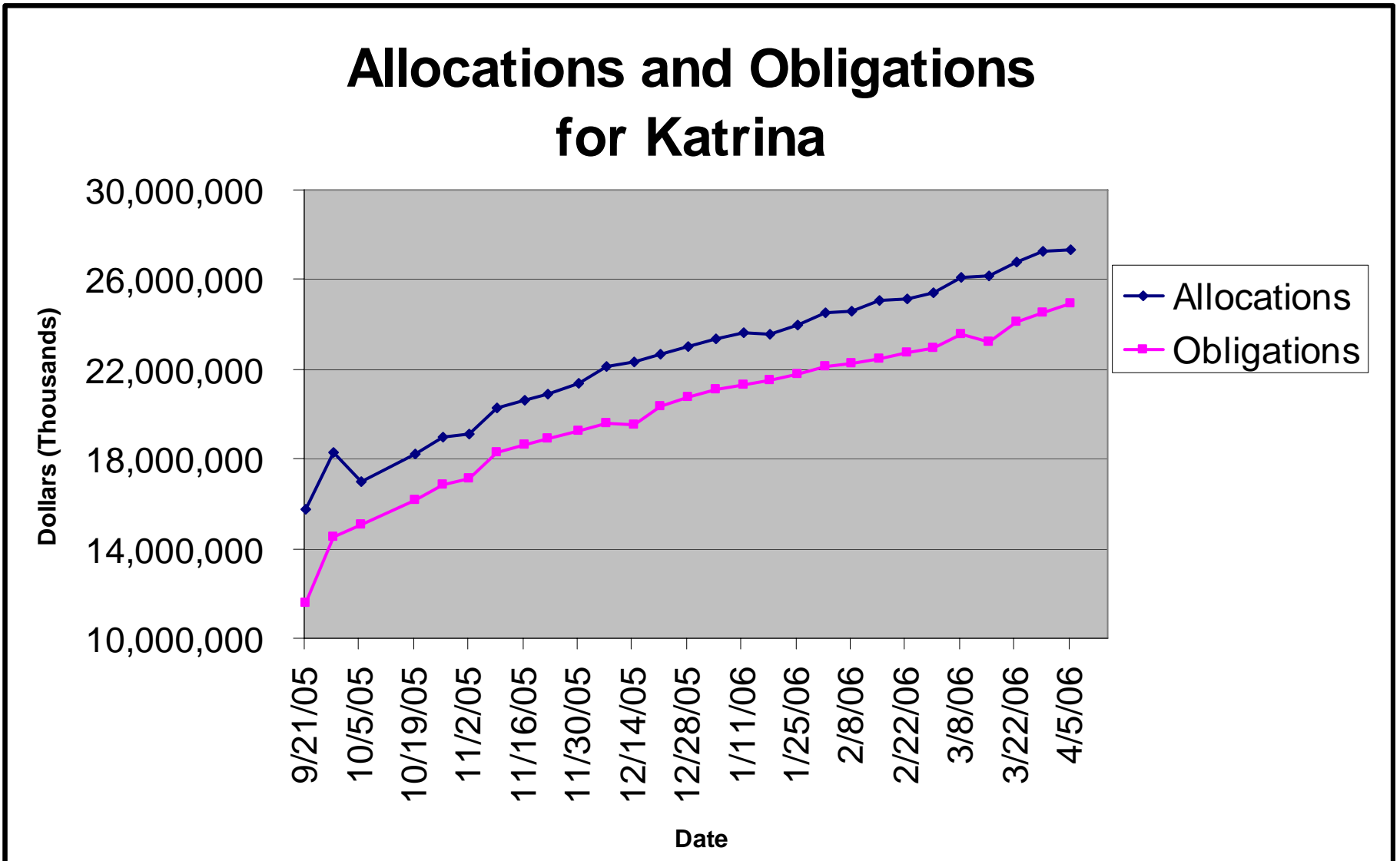
FEDERAL EMERGENCY MANAGEMENT AGENCY
DISASTER RELIEF FUND

As of 04/05/06



FEDERAL EMERGENCY MANAGEMENT AGENCY
DISASTER RELIEF FUND

As of 04/05/06



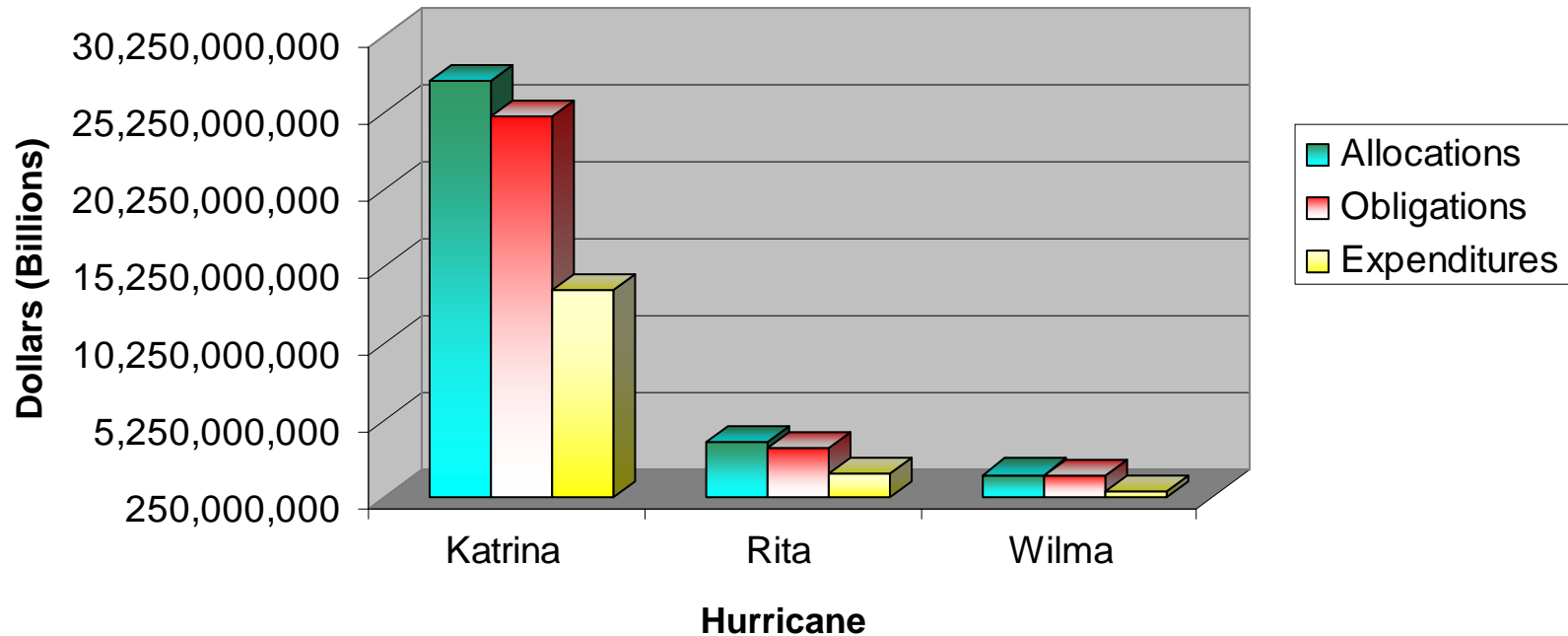
**FEDERAL EMERGENCY MANAGEMENT AGENCY
DISASTER RELIEF FUND**

As of 04/05/06

**Katrina, Rita and Wilma
Allocations, Obligations and Expenditures**

	Katrina	Rita	Wilma	Totals
Allocations	\$27,306,619,110	\$3,865,143,963	\$1,776,314,772	\$32,948,077,845
Obligations	\$24,959,947,003	\$3,540,886,259	\$1,699,570,842	\$30,200,404,105
Expenditures	\$13,665,020,171	\$1,802,360,078	\$670,912,292	\$16,138,292,541

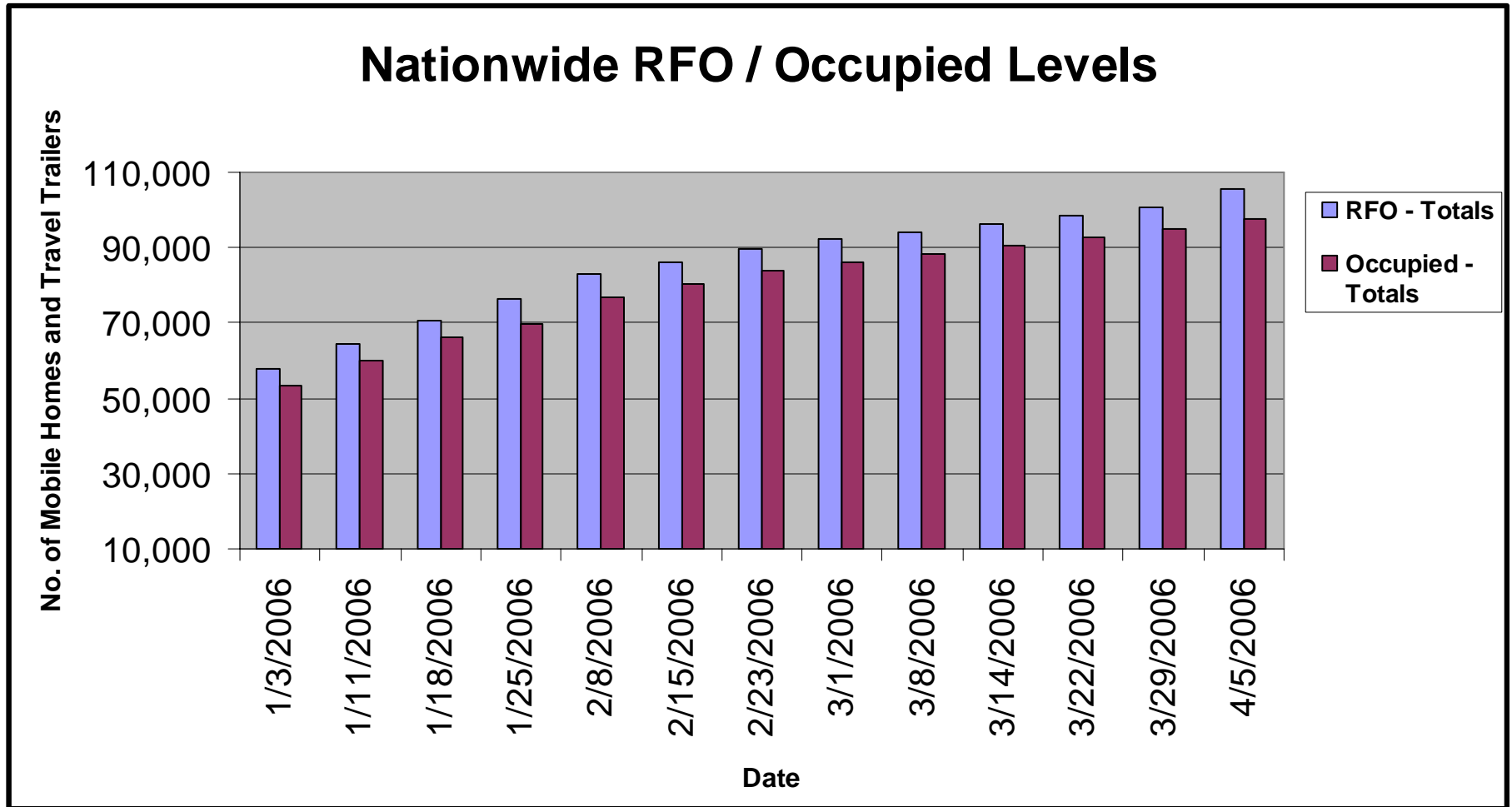
**Allocations, Obligation and Expenditures
for Katrina, Rita and Wilma**



FEDERAL EMERGENCY MANAGEMENT AGENCY
DISASTER RELIEF FUND

As of 04/05/06

Manufactured Housing Data
Mobile Homes and Travel Trailers Ready for Occupation (RFO) and Occupied



HOMELAND SECURITY - FEDERAL EMERGENCY MANAGEMENT AGENCY
DISASTER RELIEF FUND - FY-2006 ACTIVITY
Dollars in Thousands
As of 04/05/06

Status of the Disaster Relief Fund

	<u>Direct/Support</u>	<u>Change Since Last Report</u>
Status of Obligations:		
FY 2005 APPROPRIATION AVAILABLE:	69,687,736	0
FY 2005 OBLIGATIONS (net of recoveries):	23,158,726	0
FY 2005 UNOBLIGATED BALANCE:	46,529,010	0
FY 2006 APPROPRIATION AVAILABLE:	24,595,556	0
TOTAL OBLIGATIONS FY 2006 (net):	16,222,578	557,338
Obligations-FY '05 Recoveries:	1,188,047	0
Less: TOTAL OBLIGATIONS FY 2006 (gross):	17,410,625	557,338
UNOBLIGATED BALANCE:	7,184,931	(557,338)
Status of Commitments:		
Less: TOTAL COMMITMENTS:	20,109,757	314,145
UNCOMMITTED BALANCE:	4,485,799	(314,145)
Status of Allocations:		
FUNDS ALLOCATED FY 2005:	23,158,726	0
FUNDS ALLOCATED FY 2006:	20,554,527	158,023
Less: TOTAL OBLIGATIONS FY 2006 (gross):	17,410,625	557,338
UNOBLIGATED ALLOCATION:	3,143,902	(399,315)
Amount Undistributed/Unallocated:	4,041,029	(158,023)

¹ Includes the rescission of \$23,409,300,000, transfer of \$752,500,000 to the Disaster Assistance Direct Loan Program Account, recoveries of \$1,188,047,000, the addition of the FY 2006 annual appropriation of \$1,752,300,000, and the transfer of \$712,000,000 to the Small Business Administration for the Disaster Loan Program Account.

HOMELAND SECURITY - FEDERAL EMERGENCY MANAGEMENT AGENCY
DISASTER RELIEF FUND
Dollars in Thousands
As of 04/05/06

Status of the Katrina Disaster Relief Funds

	<u>Direct/Support</u>	<u>Change Since Last Report</u>
Status of Allocations:		
FUNDS ALLOCATED:	27,306,619	25,362
Less: TOTAL OBLIGATIONS (gross):	24,959,947	429,833
UNOBLIGATED ALLOCATION:	2,346,672	(404,471)
Status of Obligations:		
TOTAL OBLIGATIONS (gross):	24,959,947	429,833

Status of the Rita Disaster Relief Funds

	<u>Direct/Support</u>	<u>Change Since Last Report</u>
Status of Allocations:		
FUNDS ALLOCATED:	3,865,144	51,460
Less: TOTAL OBLIGATIONS (gross):	3,540,886	28,136
UNOBLIGATED ALLOCATION:	324,258	23,324
Status of Obligations:		
TOTAL OBLIGATIONS (gross):	3,540,886	28,136

Status of the Wilma Disaster Relief Funds

	<u>Direct/Support</u>	<u>Change Since Last Report</u>
Status of Allocations:		
FUNDS ALLOCATED:	1,776,315	22,120
Less: TOTAL OBLIGATIONS (gross):	1,699,571	42,611
UNOBLIGATED ALLOCATION:	76,744	(20,491)
Status of Obligations:		
TOTAL OBLIGATIONS (gross):	1,699,571	42,611

Disaster Relief Fund: Details by Disaster Declaration (Katrina)						
Hurricane Katrina				Allocations	Obligations	Unobligated
Florida	Declared 8/28/05	1602DR		186,322	180,063	6,259
Louisiana	Declared 8/27/05	3212EM		8,508	8,508	0
Louisiana	Declared 8/28/05	1603DR		16,602,902	15,187,464	1,415,438
Subtotal, LA				16,611,410	15,195,972	1,415,438
Mississippi	Declared 8/28/05	3213EM		2,623	2,623	0
Mississippi	Declared 8/28/05	1604DR		8,101,805	7,311,601	790,204
Subtotal, MS				8,104,428	7,314,224	790,204
Alabama	Declared 8/28/05	3214EM		84	84	0
Alabama	Declared 8/28/05	1605DR		1,683,550	1,605,855	77,695
Subtotal, AL				1,683,634	1,605,940	77,695
Evacuations						
Arkansas	Declared 9/02/05	3215EM		50,709	46,389	4,320
Texas	Declared 9/02/05	3216EM		503,563	481,031	22,532
Tennessee	Declared 9/05/05	3217EM		29,090	27,529	1,562
Georgia	Declared 9/05/05	3218EM		20,992	20,027	965
Oklahoma	Declared 9/05/05	3219EM		9,677	9,079	599
Florida	Declared 9/05/05	3220EM		9,202	7,848	1,354
West Virginia	Declared 9/05/05	3221EM		445	421	23
North Carolina	Declared 9/05/05	3222EM		2,002	1,971	31
Utah	Declared 9/05/05	3223EM		1,439	1,417	22
Colorado	Declared 9/05/05	3224EM		13,168	13,145	23
Michigan	Declared 9/07/05	3225EM		1,727	1,459	268
District of Columbia	Declared 9/07/05	3226EM		1,555	1,464	91
Washington	Declared 9/07/05	3227EM		3,226	3,168	58
Oregon	Declared 9/07/05	3228EM		2,092	2,085	7
New Mexico	Declared 9/07/05	3229EM		2,246	869	1,378
Illinois	Declared 9/07/05	3230EM		2,682	959	1,723
Kentucky	Declared 9/10/05	3231EM		4,022	3,931	91
Missouri	Declared 9/10/05	3232EM		2,841	804	2,037
South Carolina	Declared 9/10/05	3233EM		3,672	3,321	351
South Dakota	Declared 9/10/05	3234EM		344	322	23
Pennsylvania	Declared 9/10/05	3235EM		2,824	2,695	129
Kansas	Declared 9/10/05	3236EM		217	161	56
Alabama	Declared 9/10/05	3237EM		3,500	2,477	1,023
Indiana	Declared 9/10/05	3238EM		4,201	3,842	359
Iowa	Declared 9/10/05	3239EM		289	228	61
Virginia	Declared 9/12/05	3240EM		693	668	25
Arizona	Declared 9/12/05	3241EM		6,399	6,383	16
Minnesota	Declared 9/13/05	3242EM		15,074	3,500	11,575
Nevada	Declared 9/13/05	3243EM		1,341	888	453
Idaho	Declared 9/13/05	3244EM		620	594	26
Nebraska	Declared 9/13/05	3245EM		267	211	55
Connecticut	Declared 9/13/05	3246EM		1,063	410	654
North Dakota	Declared 9/13/05	3247EM		88	68	20
California	Declared 9/13/05	3248EM		968	677	291
Wisconsin	Declared 9/13/05	3249EM		3,576	3,022	554
Ohio	Declared 9/13/05	3250EM		2,594	2,214	380
Maryland	Declared 9/13/05	3251EM		3,106	1,052	2,054
Massachusetts	Declared 9/13/05	3252EM		5,475	4,333	1,142
Montana	Declared 9/13/05	3253EM		489	475	14
Rhode Island	Declared 9/19/05	3255EM		1,537	1,000	537
Maine	Declared 9/19/05	3256EM		106	54	52
New Jersey	Declared 9/19/05	3257EM		170	152	18
New Hampshire	Declared 9/19/05	3258EM		106	16	90
New York	Declared 9/30/05	3262EM		1,293	1,309	(16)
Delaware	Declared 9/30/05	3263EM		131	83	48
Subtotal, Evacuations				720,825	663,749	57,076
Total, Katrina				27,306,619	24,959,947	2,346,672
Disaster Relief Fund: Details by Disaster Declaration (Rita)						
Hurricane Rita				Allocations	Obligations	Unobligated
Florida	Declared 9/20/05	3259EM		10,046	9,936	110
Louisiana	Declared 9/21/05	3260EM		275	275	0
Louisiana	Declared 9/24/05	1607DR		1,682,081	1,572,957	109,124
Subtotal, Louisiana				1,682,356	1,573,232	109,124
Texas	Declared 9/21/05	3261EM		111,122	110,872	249
Texas	Declared 9/24/05	1606DR		2,061,621	1,846,846	214,775
Subtotal, Texas				2,172,742	1,957,718	215,024
Total, Rita				3,865,144	3,540,886	324,258
Disaster Relief Fund: Details by Disaster Declaration (Wilma)						
Hurricane Wilma				Allocations	Obligations	Unobligated
Florida	Declared 10/24/05	1609DR		1,776,315	1,699,571	76,744
Subtotal, FL				1,776,315	1,699,571	76,744
Total, Wilma				1,776,315	1,699,571	76,744

National Flood Insurance Program Data for Hurricanes Katrina and Rita

As of 4/04/06

Number of Flood Insurance Claims Made to Feds, by State*

State and Disaster Number	Number of Losses Received
Florida, DR-1602	9,111
Louisiana, DR-1603	177,755
Mississippi, DR-1604	18,942
Alabama, DR-1605	5,688
Texas, DR-1606	3,860
Louisiana, DR-1607	10,513
TOTAL	225,869

*The data above is gathered through telephone surveys of NFIP Write Your Own companies and represents the best available information. These numbers should be regarded as preliminary estimates.

As of 3/28/06

Number of Homes Damaged Without Flood Insurance, by State**

State and Disaster Number	Number of Registrants Reporting No Flood Insurance
Florida, DR-1602	733
Louisiana, DR-1603 and 1607	32,768
Mississippi, DR-1604	26,716
Alabama, DR-1605	1,743
Texas, DR-1606	889
TOTAL	62,849

**Reports dated before 3/28/06 were based on households reported as flood damaged by the "applicants" when they originally filed for assistance. The data above represents the number of owners and renters (households) that registered through FEMA's National Processing Service Center, and subsequently received an inspection by FEMA or SBA. This report consists of only those households verified by inspection as flood damaged, including homes where sensors recorded flooding activity.

As of 4/04/06

Number of Households Individual Claim Fully Paid, by State***

State and Disaster Number	Number of Losses Paid
Florida, DR-1602	5,457
Louisiana, DR-1603	123,241
Mississippi, DR-1604	16,671
Alabama, DR-1605	4,735
Texas, DR-1606	1,530
Louisiana, DR-1607	6,889
TOTAL	158,523

***"Losses Paid" are numbers generated from estimates received from the NFIP Write Your Own companies. These numbers represent all NFIP policies, both commercial and residential. This data represents the best information available at this time.

Hurricanes Katrina, Rita and Wilma - Hotel Data*
As of 3/31/06

Hotel & Motel Data (Provided by VA NPSC)	3/31/06	
Hurricanes Katrina, Rita, & Wilma	Total	
Total Rooms	2,032	
Total Hotels	949	
Hotel & Motel Rooms	Total	
States with Most Rooms/Hotels	Total Rooms	Total Hotels
LA	1,543	342
TX	165	192
MS	164	109
FL	39	63
GA	31	64
AL	26	47
AR	20	36
TN	9	7
NY	9	18
NC	5	7
NJ	4	6
MD	4	4
MA	3	6
CT	2	4
WV	1	2
GRAND TOTAL	2,032	930

* FEMA is no longer managing shelters or cruise ships.

**MANUFACTURED HOUSING DATA
AS OF 4/04/2006**

Manufactured Housing		4/4/06
Louisiana		
Inventory at Staging Area		5,403
Travel Trailers		3,997
Mobile Homes		1,364
Modular Housing		42
Issued from Staging Area - Today		285
Issued from Staging Area - Cumulative		74,870
Pads - Leased (1)		13,036
Pads - Leases Pending		116,840
Units on Pad / Sites (2)		74,515
RFO		63,940
Travel Trailers		60,802
Mobile Homes		3,138
Occupied		59,355
Travel Trailers		57,117
Mobile Homes		2,238
Total Units Vacant (TT/MH)		4,585
Mississippi		
Inventory at Staging Area		2,272
Travel Trailers		1,657
Mobile Homes		615
Modular Housing		0
Issued from Staging Area - Today		65
Issued from Staging Area - Cumulative		39,209
Pads - Leased (1)		39,241
Pads - Leases Pending		349
Units on Pad / Sites (2)		38,758
RFO		38,413
Travel Trailers		37,815
Mobile Homes		598
Occupied		36,150
Travel Trailers		35,747
Mobile Homes		403
Total Units Vacant (TT/MH)		2,263
Alabama		
Inventory at Staging Area		2,255
Travel Trailers		437
Mobile Homes		1,818
Modular Housing		0
Issued from Staging Area - Today		94
Issued from Staging Area - Cumulative		3,539
Pads - Leased (1)		3,473
Pads - Leases Pending		182
Units on Pad / Sites (2)		3,539
RFO		3,422
Travel Trailers		3,422
Mobile Homes		0
Occupied		2,321
Travel Trailers		2,321
Mobile Homes		0
Total Units Vacant (TT/MH)		1,101
Texas		
Inventory at Staging Area		13,299
Travel Trailers		220
Mobile Homes		12,081
Modular Housing		998
Issued from Staging Area - Today		44
Florida		
Inventory at Staging Area		642
Travel Trailers		156
Mobile Homes		486
Modular Housing		0
Issued from Staging Area - Today		7
Total		
RFO - Totals		105,775
Occupied - Totals		97,826
Vacant - Totals		7,949

Comments

The figures contained in this report are based on best available data.

» Report includes travel trailer, mobile home data and modular housing data.

» Staging areas: LA - New Orleans, Baton Rouge and Lake Charles; AR - Hope;

AL - Selma-Craig and Summerdale; TX - Texarkana and Jasper; MS - Purvis and Carnes

» FL-LT manages Florida manufactured housing.

» Emergency Housing Sites include industrial, commercial, private and group sites.

Notes:

1. Excludes private and industrial EGS.

2. Includes private, industrial, commercial and group sites.

KATRINA DECLARATIONS BY MAJOR OBJECT CLASS

AS OF 04-05-2006

ROUNDED TO THE NEAREST DOLLAR / PERCENT

PROGRAM AREA	PROGRAM NAME	ALLOCATIONS	UN-OBLIGATED COMMITMENTS	OBLIGATIONS	UN-OBLIGATED ALLOCATIONS(c)	UN-LIQUIDATED OBLIGATIONS	EXPENDITURES	ALLOCATION AVAILABLE
1-HUMAN SERVICES	2503-UNEMPLOYMENT	365,888,258		329,162,166	36,726,092	222,364	328,939,802	36,726,092
	2504-CRISIS COUNSELING-NIMH	46,515,418		21,048,736	25,466,682	1,667,835	19,380,901	25,466,682
	2576-LEGAL SERVICES	170,775	87,000	79,767	91,008	30,500	49,267	4,008
	2592-INSPECTIONS	179,709,004	35,052,221	144,651,634	35,057,370	39,306,412	105,345,222	5,150
	4149-OTHER NEEDS ASSISTANCE	1,612,920,823		1,612,920,823		92,151,587	1,520,769,235	
	414X-HOUSING ASSISTANCE	3,960,098,311	1,383	3,959,656,839	441,472	48,303,086	3,911,353,753	440,089
	4152-CRISIS COUNSELING-SCC	34,673,087		31,292,647	3,380,440	17,690,533	13,602,114	3,380,440
	MANUFACTURED HOUSING	6,397,828,357	1,640,623,285	4,761,737,214	1,636,091,143	1,276,777,218	3,484,959,996	(4,532,142)
	TOTAL	12,597,804,033	1,675,763,889	10,860,549,825	1,737,254,207	1,476,149,536	9,384,400,289	61,490,318
2-INFRASTRUCTURE	2594-INSPECTIONS	290,028,500	5,778,200	282,052,800	7,975,700	205,314,414	76,738,386	2,197,500
	416X-PUBLIC ASSISTANCE	3,840,345,515		3,766,961,104	73,384,411	2,093,288,091	1,673,673,014	73,384,411
	TOTAL	4,130,374,015	5,778,200	4,049,013,904	81,360,111	2,298,602,505	1,750,411,399	75,581,911
3-MITIGATION	2593-INSPECTIONS	26,643,721	5,318,570	14,549,151	12,094,570	9,696,635	4,852,516	6,776,000
	4173-HAZARD MITIGATION	16,169,604		16,169,604		15,926,098	243,506	
	TOTAL	42,813,325	5,318,570	30,718,755	12,094,570	25,622,733	5,096,022	6,776,000
4-OPERATIONS	2507-MISSIONS-TA	42,005,756		24,729,056	17,276,700	24,238,430	490,626	17,276,700
	2508-MISSIONS-DFA	4,646,132,155		4,632,632,153	13,500,002	4,305,762,263	326,869,889	13,500,002
	TOTAL	4,688,137,911		4,657,361,209	30,776,702	4,330,000,693	327,360,516	30,776,702
5-ADMINISTRATION	11XX-SALARIES & BENEFITS	279,648,241		285,605,317	(5,957,076)		285,605,317	(5,957,076)
	21XX-TRAVEL	208,395,017	9,096,573	193,890,148	14,504,869	33,728,220	160,161,928	5,408,297
	22XX-TRANSPORTION	46,022,671	207,291	41,419,523	4,603,149	13,165,541	28,253,981	4,395,857
	23XX-RENT, COMM, UTILITIES	265,309,781	46,217,302	215,190,164	50,119,617	84,586,630	130,603,534	3,902,315
	24XX-PRINT & REPRO	6,112,588	443,391	4,350,519	1,762,069	3,041,438	1,309,081	1,318,678
	2501-MISSIONS-FOS	2,333,999,804		2,326,334,379	7,665,425	2,033,265,181	293,069,189	7,665,425
	25XX-OTHER SERVICES	1,875,859,625	337,432,185	1,533,701,662	342,157,963	678,441,349	855,260,313	4,725,778
	26XX-SUPPLIES & MATERIALS	540,387,864	33,564,540	502,958,649	37,429,215	218,113,487	284,845,162	3,864,675
	31XX-EQUIPMENT	206,697,299	30,127,641	176,186,503	30,510,796	38,362,337	137,824,166	383,156
	32XX-LAND & STRUCTURES	9,861,466	2,031,604	7,470,977	2,390,489	5,380,031	2,090,946	358,885
	4101-URBAN SEARCH & RESCUE	75,195,470	1	75,195,469	1	56,467,152	18,728,317	(0)
TOTAL	5,847,489,827	459,120,528	5,362,303,310	485,186,517	3,164,551,365	2,197,751,945	26,065,989	
GRAND TOTAL	27,306,619,110	2,145,981,187	24,959,947,003	2,346,672,107	11,294,926,833	13,665,020,171	200,690,920	

KATRINA DECLARATIONS BY PROGRAM AREA

AS OF 04-05-2006

PROGRAM CODE	STATE NAME	PROGRAM AREA	ALLOCATIONS	UN-OBLIGATED COMMITMENTS	OBLIGATIONS	UN-OBLIGATED ALLOCATIONS(c)	UN-LIQUIDATED OBLIGATIONS	EXPENDITURES	ALLOCATION AVAILABLE
1602DR	FLORIDA	2-INFRASTRUCTURE	154,558,474		153,190,774	1,367,700	86,574,460	66,616,314	1,367,700
		4-OPERATIONS	10,000		10,000		10,000		
		5-ADMINISTRATION	31,753,770	235,219	26,862,055	4,891,715	15,149,804	11,712,252	4,656,496
		TOTAL	186,322,244	235,219	180,062,829	6,259,415	101,734,264	78,328,565	6,024,196
1603DR	LOUISIANA	1-HUMAN SERVICES	8,429,696,494	1,013,654,547	7,374,409,427	1,055,287,067	1,086,968,775	6,287,440,653	41,632,519
		2-INFRASTRUCTURE	2,244,006,247	4,728,900	2,234,227,089	9,779,159	1,500,376,499	733,850,590	5,050,259
		3-MITIGATION	22,029,394	1,383,517	17,344,877	4,684,517	14,586,617	2,758,260	3,301,000
		4-OPERATIONS	2,973,585,001		2,973,776,500	(191,499)	2,826,238,246	147,538,254	(191,499)
		TOTAL	16,602,901,880	1,356,198,170	15,187,463,703	1,415,438,177	6,882,745,674	8,304,718,029	59,240,007
1604DR	MISSISSIPPI	1-HUMAN SERVICES	2,964,165,485	605,459,200	2,344,874,214	619,291,271	324,986,623	2,019,887,591	13,832,071
		2-INFRASTRUCTURE	989,854,730	1,005,200	974,401,077	15,453,653	465,737,480	508,663,597	14,448,453
		3-MITIGATION	17,998,947	3,900,053	10,923,894	7,075,053	9,304,439	1,619,455	3,175,000
		4-OPERATIONS	1,489,292,910		1,458,324,709	30,968,201	1,331,687,896	126,636,813	30,968,201
		TOTAL	8,101,805,213	724,983,814	7,311,601,149	790,204,063	3,708,400,019	3,603,201,131	65,220,249
1605DR	ALABAMA	1-HUMAN SERVICES	1,203,942,053	56,650,141	1,141,266,184	62,675,869	64,194,139	1,077,072,405	6,025,728
		2-INFRASTRUCTURE	100,426,362		98,469,347	1,957,015	33,325,898	65,143,449	1,957,015
		3-MITIGATION	2,784,984	35,000	2,449,984	335,000	1,731,678	718,306	300,000
		4-OPERATIONS	181,500,000		181,500,000		129,614,897	51,885,103	
		TOTAL	1,683,550,031	64,459,883	1,605,855,284	77,694,747	320,716,395	1,285,138,888	13,234,864
3212EM	LOUISIANA	2-INFRASTRUCTURE							
		4-OPERATIONS	1,500,000		1,500,000		1,500,000		
		5-ADMINISTRATION	7,008,058		7,008,058		6,340,126	667,933	
		TOTAL	8,508,058		8,508,058		7,840,126	667,933	
3213EM	MISSISSIPPI	2-INFRASTRUCTURE							
		4-OPERATIONS							
		5-ADMINISTRATION	2,622,585		2,622,585		2,535,527	87,058	
		TOTAL	2,622,585		2,622,585		2,535,527	87,058	
3214EM	ALABAMA	2-INFRASTRUCTURE							
		4-OPERATIONS							
		5-ADMINISTRATION	84,454		84,454		31,478	52,976	
		TOTAL	84,454		84,454		31,478	52,976	
3215EM	ARKANSAS	2-INFRASTRUCTURE	43,083,900		39,266,388	3,817,512	2,701,047	36,565,341	3,817,512
		4-OPERATIONS	3,500,000		3,500,000		3,500,000		
		5-ADMINISTRATION	4,125,259	60,000	3,622,632	502,627	648,297	2,974,335	442,627
		TOTAL	50,709,159	60,000	46,389,020	4,320,139	6,849,344	39,539,676	4,260,139
3216EM	TEXAS	2-INFRASTRUCTURE	441,450,699		421,533,592	19,917,108	126,646,715	294,886,877	19,917,108
		4-OPERATIONS	37,740,000		37,740,000		36,439,654	1,300,346	
		5-ADMINISTRATION	24,372,652		21,757,810	2,614,842	13,484,216	8,273,594	2,614,842
		TOTAL	503,563,351		481,031,402	22,531,949	176,570,585	304,460,817	22,531,949
3217EM	TENNESSEE	2-INFRASTRUCTURE	29,000,000		27,438,432	1,561,568	27,438,432		1,561,568
		4-OPERATIONS	5,000		5,000		5,000		
		5-ADMINISTRATION	85,380		85,380		4,017	81,363	
		TOTAL	29,090,380		27,528,812	1,561,568	27,447,449	81,363	1,561,568
3218EM	GEORGIA	2-INFRASTRUCTURE	20,900,000		19,934,649	965,351	11,522,499	8,412,150	965,351
		5-ADMINISTRATION	92,000		92,000		91,233	767	
		TOTAL	20,992,000		20,026,649	965,351	11,613,732	8,412,917	965,351
		2-INFRASTRUCTURE	9,500,313		8,916,643	583,670	2,784,157	6,132,487	583,670
3219EM	OKLAHOMA	5-ADMINISTRATION	176,910		161,917	14,993	14,422	147,495	14,993
		TOTAL	9,677,223		9,078,561	598,663	2,798,579	6,279,982	598,663
		2-INFRASTRUCTURE	9,200,000		7,845,819	1,354,181	7,590,367	255,452	1,354,181
3220EM	FLORIDA	5-ADMINISTRATION	2,272		2,272		2,272		
		TOTAL	9,202,272		7,848,091	1,354,181	7,590,367	257,724	1,354,181
		2-INFRASTRUCTURE	321,000		315,855	5,145	295,064	20,790	5,145
3221EM	WEST VIRGINIA	5-ADMINISTRATION	123,811		105,622	18,189	105,622	18,189	
		TOTAL	444,811		421,477	23,334	295,064	126,413	23,334
		2-INFRASTRUCTURE	2,000,000		1,968,692	31,308	763,564	1,205,129	31,308
3222EM	NORTH CAROLINA	5-ADMINISTRATION	2,261		2,261		2,000	261	
		TOTAL	2,002,261		1,970,953	31,308	765,564	1,205,390	31,308

PROGRAM CODE	STATE NAME	PROGRAM AREA	ALLOCATIONS	UN-OBLIGATED COMMITMENTS	OBLIGATIONS	UN-OBLIGATED ALLOCATIONS(c)	UN-LIQUIDATED OBLIGATIONS	EXPENDITURES	ALLOCATION AVAILABLE
3223EM	UTAH	2-INFRASTRUCTURE	1,314,377		1,314,376	1	490,919	823,457	1
		4-OPERATIONS	5,000		5,000		5,000		
		5-ADMINISTRATION	119,306		97,482	21,824	55,540	41,942	21,824
		TOTAL	1,438,683		1,416,858	21,825	551,459	865,399	21,825
3224EM	COLORADO	2-INFRASTRUCTURE	12,731,220		12,731,219	1	1,553,610	11,177,610	1
		4-OPERATIONS							
		5-ADMINISTRATION	436,638		414,080	22,558	24,530	389,549	22,558
		TOTAL	13,167,858		13,145,299	22,559	1,578,140	11,567,159	22,559
3225EM	MICHIGAN	2-INFRASTRUCTURE	1,325,000		1,122,604	202,396	955,181	167,423	202,396
		5-ADMINISTRATION	402,484		336,515	65,969	99,441	237,074	65,969
		TOTAL	1,727,484		1,459,119	268,365	1,054,622	404,496	268,365
3226EM	DISTRICT OF COLUMBIA	2-INFRASTRUCTURE	1,454,438		1,408,945	45,493	1,408,945		45,493
		5-ADMINISTRATION	100,803		55,057	45,746	2,200	52,857	45,746
		TOTAL	1,555,241		1,464,002	91,240	1,411,145	52,857	91,240
3227EM	WASHINGTON	2-INFRASTRUCTURE	2,865,178		2,865,175	3	2,865,175		3
		5-ADMINISTRATION	360,996		303,240	57,756	12,951	290,289	57,756
		TOTAL	3,226,174		3,168,415	57,760	2,878,125	290,289	57,760
3228EM	OREGON	2-INFRASTRUCTURE	2,047,247		2,047,243	4	1,781,052	266,191	4
		5-ADMINISTRATION	45,053		38,096	6,957	6,963	31,133	6,957
		TOTAL	2,092,300		2,085,339	6,961	1,788,015	297,324	6,961
3229EM	NEW MEXICO	2-INFRASTRUCTURE	2,139,800	44,100	798,450	1,341,350	718,983	79,467	1,297,250
		5-ADMINISTRATION	106,507		70,140	36,367	4,513	65,627	36,367
		TOTAL	2,246,307	44,100	868,590	1,377,716	723,496	145,094	1,333,616
3230EM	ILLINOIS	2-INFRASTRUCTURE	2,418,578		711,125	1,707,453	33,873	677,253	1,707,453
		5-ADMINISTRATION	263,877		248,120	15,756	87,170	160,950	15,756
		TOTAL	2,682,455		959,246	1,723,209	121,043	838,203	1,723,209
3231EM	KENTUCKY	2-INFRASTRUCTURE	4,000,000		3,909,328	90,672	3,253,851	655,476	90,672
		5-ADMINISTRATION	22,000		22,000		14,039	7,961	
		TOTAL	4,022,000		3,931,328	90,672	3,267,891	663,437	90,672
3232EM	MISSOURI	2-INFRASTRUCTURE	2,005,000		205,844	1,799,156	205,844	1,799,156	
		5-ADMINISTRATION	835,745		597,718	238,027	20,297	577,421	238,027
		TOTAL	2,840,745		803,562	2,037,183	226,141	577,421	2,037,183
3233EM	SOUTH CAROLINA	2-INFRASTRUCTURE	3,614,915		3,263,685	351,230	365,184	2,898,501	351,230
		5-ADMINISTRATION	57,000		57,000		16,911	40,089	
		TOTAL	3,671,915		3,320,685	351,230	382,095	2,938,590	351,230
3234EM	SOUTH DAKOTA	2-INFRASTRUCTURE	261,722		261,676	46	64,553	197,123	46
		5-ADMINISTRATION	82,700		60,444	22,656	54,414	5,630	22,656
		TOTAL	344,422		321,720	22,702	118,967	202,753	22,702
3235EM	PENNSYLVANIA	2-INFRASTRUCTURE	2,569,000		2,461,816	107,184	1,679,561	782,255	107,184
		5-ADMINISTRATION	255,075		232,883	22,192	12,000	220,883	22,192
		TOTAL	2,824,075		2,694,699	129,376	1,691,561	1,003,138	129,376
3236EM	KANSAS	2-INFRASTRUCTURE	161,000		160,818	182	30,410	130,408	182
		5-ADMINISTRATION	56,298		187	56,111		187	56,111
		TOTAL	217,298		161,005	56,293	30,410	130,595	56,293
3237EM	ALABAMA	2-INFRASTRUCTURE	2,500,000		1,476,502	1,023,498	521,558	954,944	1,023,498
		4-OPERATIONS	1,000,000		1,000,000		1,000,000		
		5-ADMINISTRATION							
		TOTAL	3,500,000		2,476,502	1,023,498	1,521,558	954,944	1,023,498
3238EM	INDIANA	2-INFRASTRUCTURE	4,127,992		3,789,690	338,302	3,789,690		338,302
		5-ADMINISTRATION	72,864		51,942	20,922	50,000	1,942	20,922
		TOTAL	4,200,856		3,841,632	359,224	3,839,690	1,942	359,224
3239EM	IOWA	2-INFRASTRUCTURE	222,618		222,618		163,937	58,681	
		5-ADMINISTRATION	66,380		5,639	60,741	5,639	60,741	60,741
		TOTAL	288,998		228,257	60,741	163,937	64,320	60,741
3240EM	VIRGINIA	2-INFRASTRUCTURE	562,100		561,809	291	397,082	164,727	291
		5-ADMINISTRATION	130,910		106,623	24,287		106,623	24,287
		TOTAL	693,010		668,433	24,577	397,082	271,350	24,577
3241EM	ARIZONA	2-INFRASTRUCTURE	4,113,330		4,113,301	29	588,872	3,524,429	29
		5-ADMINISTRATION	2,285,400		2,269,712	15,688	2,098,603	171,109	15,688
		TOTAL	6,398,730		6,383,013	15,717	2,687,475	3,695,537	15,717
3242EM	MINNESOTA	2-INFRASTRUCTURE	15,000,000		3,449,504	11,550,496	2,507,995	941,509	11,550,496
		5-ADMINISTRATION	74,450		50,000	24,450	50,000		24,450
		TOTAL	15,074,450		3,499,504	11,574,946	2,557,995	941,509	11,574,946

PROGRAM CODE	STATE NAME	PROGRAM AREA	ALLOCATIONS	UN-OBLIGATED COMMITMENTS	OBLIGATIONS	UN-OBLIGATED ALLOCATIONS(c)	UN-LIQUIDATED OBLIGATIONS	EXPENDITURES	ALLOCATION AVAILABLE
3243EM	NEVADA	2-INFRASTRUCTURE	1,000,000		568,297	431,703	278,387	289,911	431,703
		5-ADMINISTRATION	341,200		319,912	21,288	107,930	211,982	21,288
		TOTAL	1,341,200		888,209	452,991	386,316	501,893	452,991
3244EM	IDAHO	2-INFRASTRUCTURE	584,137		584,134	3	524,886	59,248	3
		5-ADMINISTRATION	35,700		10,108	25,592	249	9,860	25,592
		TOTAL	619,837		594,243	25,594	525,135	69,108	25,594
3245EM	NEBRASKA	2-INFRASTRUCTURE	210,100		210,100		188,611	21,489	
		5-ADMINISTRATION	56,602		1,302	55,301		1,302	55,301
		TOTAL	266,702		211,402	55,301	188,611	22,790	55,301
3246EM	CONNECTICUT	2-INFRASTRUCTURE	1,000,000		353,722	646,278	353,722	646,278	
		5-ADMINISTRATION	63,173		55,878	7,296	33,591	22,287	7,296
		TOTAL	1,063,173		409,599	653,574	387,312	22,287	653,574
3247EM	NORTH DAKOTA	2-INFRASTRUCTURE							
		5-ADMINISTRATION	88,387		68,149	20,238	47,997	20,151	20,238
		TOTAL	88,387		68,149	20,238	47,997	20,151	20,238
3248EM	CALIFORNIA	2-INFRASTRUCTURE	200,000			200,000			200,000
		5-ADMINISTRATION	768,320		676,945	91,375	121,080	555,865	91,375
		TOTAL	968,320		676,945	291,375	121,080	555,865	291,375
3249EM	WISCONSIN	2-INFRASTRUCTURE	3,501,228		2,970,925	530,303	2,817,229	153,696	530,303
		5-ADMINISTRATION	74,737		51,227	23,510	50,002	1,225	23,510
		TOTAL	3,575,965		3,022,152	553,813	2,867,231	154,921	553,813
3250EM	OHIO	2-INFRASTRUCTURE	2,518,180		2,163,607	354,573	1,256,877	906,730	354,573
		5-ADMINISTRATION	75,350		50,000	25,350	50,000		25,350
		TOTAL	2,593,530		2,213,607	379,923	1,306,877	906,730	379,923
3251EM	MARYLAND	2-INFRASTRUCTURE	3,000,000		967,297	2,032,703	784,318	182,979	2,032,703
		5-ADMINISTRATION	106,326		84,537	21,788		84,537	21,788
		TOTAL	3,106,326		1,051,834	2,054,491	784,318	267,516	2,054,491
3252EM	MASSACHUSETTS	2-INFRASTRUCTURE	5,250,000		4,112,011	1,137,989	1,542,532	2,569,479	1,137,989
		5-ADMINISTRATION	224,680		220,532	4,148	32,676	187,856	4,148
		TOTAL	5,474,680		4,332,543	1,142,137	1,575,208	2,757,336	1,142,137
3253EM	MONTANA	2-INFRASTRUCTURE	400,000		397,372	2,628	281,019	116,353	2,628
		5-ADMINISTRATION	88,952		77,682	11,270	49,700	27,982	11,270
		TOTAL	488,952		475,054	13,898	330,719	144,335	13,898
3255EM	RHODE ISLAND	2-INFRASTRUCTURE	1,500,000		969,412	530,589	969,412		530,589
		5-ADMINISTRATION	36,916		30,141	6,775	18,084	12,057	6,775
		TOTAL	1,536,916		999,552	537,363	987,495	12,057	537,363
3256EM	MAINE	2-INFRASTRUCTURE	100,000		47,927	52,073	47,927		52,073
		5-ADMINISTRATION	6,000		6,000		6,000		
		TOTAL	106,000		53,927	52,073	53,927		52,073
3257EM	NEW JERSEY	2-INFRASTRUCTURE	120,026		120,026		3,334	116,692	
		5-ADMINISTRATION	50,267		32,092	18,174	1,302	30,790	18,174
		TOTAL	170,293		152,118	18,174	4,636	147,482	18,174
3258EM	NEW HAMPSHIRE	2-INFRASTRUCTURE	100,000		9,887	90,113	9,887		90,113
		5-ADMINISTRATION	6,000		6,000		5,908	92	
		TOTAL	106,000		15,887	90,113	15,796	92	90,113
3262EM	NEW YORK	2-INFRASTRUCTURE	1,072,664		1,072,664		329,468	743,196	
		5-ADMINISTRATION	219,900		236,003	(16,103)	7,253	228,750	(16,103)
		TOTAL	1,292,564		1,308,667	(16,103)	336,720	971,947	(16,103)
3263EM	DELAWARE	2-INFRASTRUCTURE	82,441		82,439	2	82,439		2
		5-ADMINISTRATION	48,900		443	48,457		443	48,457
		TOTAL	131,341		82,882	48,459	82,439	443	48,459
GRAND TOTAL			27,306,619,110	2,145,981,187	24,959,947,003	2,346,672,107	11,294,926,833	13,665,020,171	200,690,920

KATRINA MISSION ASSIGNMENTS

AS OF 04-05-2006

OBLIGATIONS	
DHS AGENCIES	Total
BTS	200,000
CBP	30,957,949
FLETC	460,103
FPS	173,822,173
IAIP	214,000
ICE	36,417,200
NCS	7,318,000
OCFO	210,000
OSLGCP	200,000
S&T	100,000
TSA	455,000
USCG	215,557,501
USCIS	910,000
USSS	8,800
Subtotal, DHS	466,830,726
OTHER AGENCIES	Total
AID	17,354,000
APHIS	380,000
ARC	55,000
BUREC	1,089,000
CDC	19,903,500
CNCS	4,415,500
COE-LRD	15,000
COE-MVD	3,802,180,516
COE-SAD	181,635,000
DHUD	82,945,000
DOC	1,200,000
DOD	1,123,593,889
DOE	390,000
DOED	230,000
DOI	1,264,400
DOL	325,000
DOS	55,000
DOT	426,169,213
EEOC	200,000
EPA	321,886,200
FAA	
FCC	200,000
FCSIC	200,000
FMSHRC	200,000
FNS	20,000
GSA	77,988,268
HHS	161,637,800
MSPB	2,000
NAR	625,000
NASA	450,000
NCPC	20,000
NCUA	
NGA	620,000
NLRB	240,000
NOAA	1,750,000
NPS	157,000
NRC	200,000
NSF	200,000
OPM	615,000
OSHA	21,225,000
RRB	25,000
SBA	200,000
SCS	11,800
SEC	2,000
SSA	1,025,000
TREAS	2,110,650
TVA	7,787,451
USDA	12,560,500
USDJ	55,629,600
USFS	178,545,288
USGS	460,800
USPC	4,697,217
USPHS	
USPS	2,098,270
VA	75,000
Subtotal, Other Agencies	6,516,864,862
GRAND TOTAL MA s	6,983,695,588

RITA DECLARATIONS BY MAJOR OBJECT CLASS

AS OF 04-05-2006

PROGRAM AREA	PROGRAM NAME	ALLOCATIONS	UN-OBLIGATED COMMITMENTS	OBLIGATIONS	UN-OBLIGATED ALLOCATIONS(c)	UN-LIQUIDATED OBLIGATIONS	EXPENDITURES	ALLOCATION AVAILABLE
1-HUMAN SERVICES	2503-UNEMPLOYMENT	18,291,421		17,838,942	452,479		17,838,942	452,479
	2504-CRISIS COUNSELING-NIMH			1,546,988	(1,546,988)	1,546,988		(1,546,988)
	2576-LEGAL SERVICES	5,000			5,000			5,000
	2592-INSPECTIONS	65,198,750	30,808	65,166,747	32,003	19,338,032	45,828,715	1,194
	4149-OTHER NEEDS ASSISTANCE	96,150,000		96,150,000		1,531,634	94,618,366	
	414X-HOUSING ASSISTANCE	1,036,301,568		1,036,300,669	899	138,697,328	897,603,341	899
	4152-CRISIS COUNSELING-SCC	1,557,215		650,742	906,473	650,742		906,473
	4154-OTHER NEEDS ASSISTANCE	68,880,000		68,880,000		4,705,752	64,174,248	
	MANUFACTURED HOUSING	241,797,400	118,119,781	108,195,301	133,602,099	20,467,452	87,727,848	15,482,319
	TOTAL	1,528,181,354	118,150,589	1,394,729,389	133,451,965	186,937,928	1,207,791,461	15,301,376
2-INFRASTRUCTURE	2594-INSPECTIONS	18,395,900	2,550,000	15,782,400	2,613,500	11,941,371	3,841,029	63,500
	416X-PUBLIC ASSISTANCE	427,247,097		393,826,764	33,420,333	203,641,150	190,185,614	33,420,333
	TOTAL	445,642,997	2,550,000	409,609,164	36,033,833	215,582,520	194,026,644	33,483,833
3-MITIGATION	2593-INSPECTIONS	16,244,974	4,823,007	6,846,967	9,398,007	4,882,623	1,964,344	4,575,000
	4173-HAZARD MITIGATION	2,067,472		612,172	1,455,300	612,172		1,455,300
	TOTAL	18,312,446	4,823,007	7,459,139	10,853,307	5,494,795	1,964,344	6,030,300
4-OPERATIONS	2507-MISSIONS-TA	1,100,000		1,100,000		1,035,443	64,557	
	2508-MISSIONS-DFA	763,196,000		760,513,600	2,682,400	709,252,576	51,261,024	2,682,400
	TOTAL	764,296,000		761,613,600	2,682,400	710,288,020	51,325,580	2,682,400
5-ADMINISTRATION	11XX-SALARIES & BENEFITS	47,376,310		45,732,937	1,643,373		45,732,937	1,643,373
	21XX-TRAVEL	30,010,288	31,829	29,320,478	689,810	2,520,641	26,799,837	657,981
	22XX-TRANSPORTION	3,761,000	1,174,125	472,000	3,289,000	335,781	136,219	2,114,875
	23XX-RENT, COMM, UTILITIES	21,097,325	3,254,080	16,573,223	4,524,102	7,695,965	8,877,257	1,270,022
	24XX-PRINT & REPRO	1,143,000	147,100	861,586	281,414	606,107	255,480	134,314
	2501-MISSIONS-FOS	391,110,685		390,060,685	1,050,000	384,708,835	5,351,850	1,050,000
	25XX-OTHER SERVICES	528,315,374	115,532,973	410,501,432	117,813,942	191,607,508	218,893,924	2,280,970
	26XX-SUPPLIES & MATERIALS	50,080,975	6,054,601	43,212,404	6,868,571	12,239,624	30,972,780	813,970
	31XX-EQUIPMENT	11,315,983	4,013,424	8,459,996	2,855,987	3,125,285	5,334,711	(1,157,437)
	32XX-LAND & STRUCTURES	2,100,000	2,100,000			2,100,000		
	4101-URBAN SEARCH & RESCUE	22,400,226	120,000	22,280,226	120,000	17,383,174	4,897,053	
TOTAL	1,108,711,166	132,428,132	967,474,967	141,236,199	620,222,918	347,252,049	8,808,067	
GRAND TOTAL	3,865,143,963	257,951,729	3,540,886,259	324,257,704	1,738,526,180	1,802,360,078	66,305,975	

RITA DECLARATIONS BY PROGRAM AREA

AS OF 04-05-2006

PROGRAM CODE	STATE NAME	PROGRAM AREA	ALLOCATIONS	UN-OBLIGATED COMMITMENTS	OBLIGATIONS	UN-OBLIGATED ALLOCATIONS(c)	UN-LIQUIDATED OBLIGATIONS	EXPENDITURES	ALLOCATION AVAILABLE
1606DR	TEXAS	1-HUMAN SERVICES	942,918,522	69,654,484	857,963,187	84,955,335	176,308,851	681,654,336	15,300,851
		2-INFRASTRUCTURE	277,493,900	2,550,000	243,163,656	34,330,244	104,359,190	138,804,466	31,780,244
		3-MITIGATION	11,578,619	4,087,967	2,925,652	8,652,967	2,505,937	419,715	4,565,000
		4-OPERATIONS	238,150,000		235,467,600	2,682,400	235,216,347	251,253	2,682,400
		5-ADMINISTRATION	591,479,624	77,502,932	507,325,918	84,153,706	302,072,487	205,253,431	6,650,774
		TOTAL	2,061,620,665	153,795,384	1,846,846,013	214,774,652	820,462,812	1,026,383,201	60,979,269
1607DR	LOUISIANA	1-HUMAN SERVICES	585,262,832	48,496,105	536,766,202	48,496,630	10,629,077	526,137,125	525
		2-INFRASTRUCTURE	154,314,097		152,969,399	1,344,698	107,098,351	45,871,049	1,344,698
		3-MITIGATION	6,733,827	735,040	4,533,487	2,200,340	2,988,858	1,544,629	1,465,300
		4-OPERATIONS	521,036,000		521,036,000		469,961,673	51,074,327	
		5-ADMINISTRATION	414,734,263	54,925,200	357,651,770	57,082,493	217,863,493	139,788,277	2,157,293
		TOTAL	1,682,081,018	104,156,345	1,572,956,858	109,124,160	808,541,451	764,415,407	4,967,815
3259EM	FLORIDA	2-INFRASTRUCTURE	8,700,000		8,590,346	109,654	3,747,818	4,842,528	109,654
		4-OPERATIONS	10,000		10,000		10,000		
		5-ADMINISTRATION	1,335,741		1,335,741		1,266,481	69,260	
		TOTAL	10,045,741		9,936,086	109,654	5,024,299	4,911,787	109,654
3260EM	LOUISIANA	2-INFRASTRUCTURE							
		4-OPERATIONS	100,000		100,000		100,000		
		5-ADMINISTRATION	175,000		175,000		175,000		
		TOTAL	275,000		275,000		275,000		
3261EM	TEXAS	2-INFRASTRUCTURE	5,135,000		4,885,763	249,237	377,161	4,508,601	249,237
		4-OPERATIONS	5,000,000		5,000,000		5,000,000		
		5-ADMINISTRATION	100,986,539		100,986,539		98,845,458	2,141,081	
		TOTAL	111,121,539		110,872,301	249,237	104,222,619	6,649,682	249,237
GRAND TOTAL			3,865,143,963	257,951,729	3,540,886,259	324,257,704	1,738,526,180	1,802,360,078	66,305,975

RITA MISSION ASSIGNMENTS

AS OF 04-05-2006

OBLIGATIONS	
DHS AGENCIES	Total
CBP	12,000,000
FPS	12,095,000
NCS	5,862,685
USCG	26,863,000
Subtotal, DHS	56,820,685
OTHER AGENCIES	Total
APHIS	20,000
ARC	40,000
BIA	317,600
BUREC	1,000,000
CDC	
CNCS	240,000
COE-MVD	384,325,000
COE-NAD	
COE-SAD	155,000
COE-SWD	265,635,000
DHUD	120,000
DOD	48,480,000
DOE	60,000
DOI	5,000
DOT	62,022,000
EPA	44,545,000
GSA	540,000
HHS	83,290,000
NGA	690,000
NOAA	2,790,000
TREAS	80,000
TVA	2,080,000
USDA	6,470,000
USFS	180,905,000
USGS	44,000
USPC	1,000,000
VA	10,000,000
Subtotal, Other Agencies	1,094,853,600
GRAND TOTAL MA s	1,151,674,285

WILMA DECLARATIONS BY MAJOR OBJECT CLASS

AS OF 04-05-2006

PROGRAM AREA	PROGRAM NAME	ALLOCATIONS	UN-OBLIGATED COMMITMENTS	OBLIGATIONS	UN-OBLIGATED ALLOCATIONS(c)	UN-LIQUIDATED OBLIGATIONS	EXPENDITURES	ALLOCATION AVAILABLE
1-HUMAN SERVICES	2503-UNEMPLOYMENT	5,770,125		5,770,125			5,770,125	
	2504-CRISIS COUNSELING-NIMH	3,246,808		3,246,808			3,246,808	
	2576-LEGAL SERVICES	5,000		5,000		5,000		
	2592-INSPECTIONS	42,429,400		42,429,256	144	6,091,395	36,337,861	144
	4149-OTHER NEEDS ASSISTANCE	148,000,000		148,000,000		5,116,378	142,883,622	
	414X-HOUSING ASSISTANCE	156,715,000		156,695,000	20,000	16,829,617	139,865,383	20,000
	4152-CRISIS COUNSELING-SCC	2,628,148		1,164,961	1,463,187		1,164,961	1,463,187
	TOTAL	447,807,481	8,822,656	433,866,659	13,940,822	42,381,660	391,484,998	5,118,167
2-INFRASTRUCTURE	2594-INSPECTIONS	44,126,700	16,016,400	28,110,300	16,016,400	23,823,994	4,286,306	
	416X-PUBLIC ASSISTANCE	719,050,000		718,853,830	196,170	501,362,544	217,491,286	196,170
	TOTAL	763,176,700	16,016,400	746,964,130	16,212,570	525,186,538	221,777,592	196,170
3-MITIGATION	2593-INSPECTIONS	1,000,000	35,203	899,797	100,203	777,916	121,881	65,000
	TOTAL	1,000,000	35,203	899,797	100,203	777,916	121,881	65,000
4-OPERATIONS	2507-MISSIONS-TA	700,000		700,000		686,205	13,795	
	2508-MISSIONS-DFA	233,328,384		233,328,384		232,595,129	733,254	
	TOTAL	234,028,384		234,028,384		233,281,334	747,050	
5-ADMINISTRATION	11XX-SALARIES & BENEFITS	32,973,330		30,829,459	2,143,871		30,829,459	2,143,871
	21XX-TRAVEL	13,059,700	167,200	12,745,170	314,530	1,316,127	11,429,043	147,330
	22XX-TRANSPORTION	12,725,440	410,000	10,225,440	2,500,000	8,118,943	2,106,497	2,090,000
	23XX-RENT, COMM, UTILITIES	5,871,000	2,476,426	3,417,760	2,453,240	1,551,182	1,866,578	(23,186)
	24XX-PRINT & REPRO	323,500	39,928	265,870	57,630	151,954	113,916	17,702
	2501-MISSIONS-FOS	147,029,012		132,029,012	15,000,000	125,394,264	6,634,748	15,000,000
	25XX-OTHER SERVICES	18,250,000	6,365,086	12,779,276	5,470,724	10,803,389	1,975,887	(894,363)
	26XX-SUPPLIES & MATERIALS	91,470,000	16,087,313	74,649,400	16,820,600	73,736,622	912,778	733,287
	31XX-EQUIPMENT	2,310,000	1,326,823	837,399	1,472,601	472,357	365,043	145,778
	32XX-LAND & STRUCTURES	74,225	4,932	69,293	4,932	51,001	18,292	
4101-URBAN SEARCH & RESCUE	6,216,000		5,963,794	252,206	5,435,265	528,529	252,206	
TOTAL	330,302,207	26,877,708	283,811,873	46,490,334	227,031,102	56,780,771	19,612,626	
GRAND TOTAL	1,776,314,772	51,751,967	1,699,570,842	76,743,929	1,028,658,550	670,912,292	24,991,963	

WILMA DECLARATIONS BY PROGRAM AREA

AS OF 04-05-2006

PROGRAM CODE	STATE NAME	PROGRAM AREA	ALLOCATIONS	UN-OBLIGATED COMMITMENTS	OBLIGATIONS	UN-OBLIGATED ALLOCATIONS(c)	LIQUIDATED OBLIGATIONS	EXPENDITURES	ALLOCATION AVAILABLE
1609DR	FLORIDA	1-HUMAN SERVICES	447,807,481	8,822,656	433,866,659	13,940,822	42,381,660	391,484,998	5,118,167
		2-INFRASTRUCTURE	763,176,700	16,016,400	746,964,130	16,212,570	525,186,538	221,777,592	196,170
		3-MITIGATION	1,000,000	35,203	899,797	100,203	777,916	121,881	65,000
		4-OPERATIONS	234,028,384		234,028,384		233,281,334	747,050	
		5-ADMINISTRATION	330,302,207	26,877,708	283,811,873	46,490,334	227,031,102	56,780,771	19,612,626
		TOTAL	1,776,314,772	51,751,967	1,699,570,842	76,743,929	1,028,658,550	670,912,292	24,991,963
GRAND TOTAL			1,776,314,772	51,751,967	1,699,570,842	76,743,929	1,028,658,550	670,912,292	24,991,963

WILMA MISSION ASSIGNMENTS

AS OF 04-05-2006

OBLIGATIONS	
DHS AGENCIES	Total
FPS	30,521,512
NCS	40,000
USCG	120,000
Subtotal, DHS	30,681,512
OTHER AGENCIES	
CIA	200,000
CNCS	1,250,000
COE-SAD	293,772,000
DOC	200,000
DOD	3,550,000
DOE	55,000
DOI	28,384
DOT	20,083,000
EPA	440,000
GSA	130,000
HHS	9,395,000
NOAA	115,000
NPS	
SSA	200,000
USDA	330,000
USDJ	45,000
USFS	5,580,000
USFWS	
USGS	2,500
Subtotal, Other Agencies	335,375,884
GRAND TOTAL MA s	366,057,396



**FINANCIAL INFORMATION TOOL
FOR HURRICANE KATRINA, RITA, & WILMA DECLARATIONS ONLY
NOTES & TERMS**

ITEM	DESCRIPTION
21XX-TRAVEL OF PEOPLE	Travel & transportation costs of FEMA employees and evacuating disaster victims
22XX-TRANSPORT OF THINGS	Transporting things such as express mail and equipment
23XX-RENT, COMM, UTILITIES	JFO Office space, DRC Office space, phone lines, electricity, water, etc.
24XX-PRINT & REPRO	Quick Copy service, printing and duplicating , etc.
2501-MISSIONS-FOS	Federal Operational Support - OFA Administrative costs such as travel, overtime, etc.
2503-UNEMPLOYMENT	Unemployment assistance to disaster victims
2507-MISSIONS-TA	Technical Assistance - provided by an OFA to the State & Local Governments
2508-MISSIONS-DFA	Direct Federal Assistance - provided by OFAs to directly benefit the State/Local Government and/or citizens usually commodities and services like ice, water, meals, etc.
2576-LEGAL SERVICES	Provided to assist disaster victims
2592-INSPECTIONS IHP/IFG	To inspect individual disaster victim's homes to determine eligibility for FEMA assistance programs
2593-INSPECTIONS HMTAP	To provide inspections, reviews and other technical assistance related to the Hazard Mitigation Program
2594-INSPECTIONS PA TAC	To prepare preliminary damage assessments and damage survey reports for the Public Assistance Program
25XX-OTHER SERVICES	Other services provided by contract not otherwise categorized
26XX-SUPPLIES & MATERIALS	Office supplies, IT supplies, safety supplies, fuel, clothing, food, drinking water, parts, etc.
31XX-EQUIPMENT	Durable personal property that has an expected life of 1 year or more such as equipment, tools, computers, etc.
32XX-LAND & STRUCTURES	Real estate and permanent improvements to real estate
4101-URBAN SEARCH & RESCUE	Cost of searching for and rescuing disaster victims from the disaster site(s)
414X-HOUSING & OTHER NEEDS	Awards to disaster victims for rent, hotels, minimal repairs, replacement, etc.
4154-OTHER NEEDS	Awards to disaster victims for medical, dental, funeral, personal property, clothing, furniture, and similar needs
416X-PUBLIC ASSISTANCE	Grants to States for projects under Infrastructue also known as the Public Assistance Program
4173-HAZARD MITIGATION	Grants to States for projects under the Mitigation Program
CRISIS COUNSELING	Grants to States or to the National Institutes of Mental Health to assist disaster victims
DRC	Disaster Recovery Center for assisting disaster victims in applying for disaster assistance
JFO	Joint Field Office
MANUFACTURED HOUSING	Costs of setting up short term temporary housing for disaster victims including manufactured housing and pad setup
OFA	Other Federal Agency other than FEMA
PROGRAM CODE	Disaster Number
PROGRAM NAME	Identifies and groups costs associated with a specific FEMA Program
VENDOR ALPHA	Name of private company, OFA, or State/Local government with whom FEMA has contracted to provide commodities or services, or pay grants/awards

FINANCIAL INFORMATION TOOL
FOR HURRICANE KATRINA, RITA, & WILMA DECLARATIONS ONLY
VENDORS WITH CUMMULATIVE OBLIGATIONS GREATER THAN OR EQUAL TO \$50 MILLION IN DESCENDING ORDER BY OBLIGATIONS
AS OF 04-05-2006

VENDOR ALPHA	OBLIGATIONS	EXPENDITURES
LA OFFICE OF HOMELAND SECURITY	6,957,127,426.40	5,427,092,608.40
US ARMY CORPS OF ENGINEERS	4,927,717,515.87	351,731,259.91
MISSISSIPPI, STATE OF	2,113,716,865.08	1,610,422,617.54
DEPARTMENT OF DEFENSE	1,487,855,066.82	302,631,001.64
TX DEPARTMENT OF PUBLIC SAFETY	1,368,809,326.52	999,748,136.60
FLORIDA BUREAU OF DISASTER	1,189,684,601.69	571,342,935.16
FLUOR DANIEL INC	875,271,565.98	249,497,843.33
ENVIRONMENTAL PROTECTION AGENCY	761,213,137.00	7,383,550.01
GULF STREAM COACH, INC.	547,697,225.00	512,075,192.00
DEPARTMENT OF TRANSPORTATION	508,274,213.00	56,039,570.44
BECHTEL NATIONAL, INC.	466,269,873.50	295,027,562.75
CORPORATE LODGING CONSULTANTS, INC.	460,670,600.00	363,005,777.58
SHAW ENVIRONMENTAL & INFRASTRUCTURE	418,613,869.50	229,504,195.29
USDA FOREST SERVICE	384,390,788.00	812.35
MORGAN BUILDINGS & SPAS, INC.	372,324,890.00	326,845,178.70
US DEPARTMENT OF LABOR	353,096,233.00	352,566,807.44
PRECISION HOMES	287,515,000.00	283,162,796.99
DEPARTMENT OF HEALTH AND HUMAN SERVICES	272,838,671.00	13,958,658.56
AMERICAN RED CROSS	250,294,800.00	248,948,173.63
US COAST GUARD	242,540,501.00	11,162,253.86
CH2M HILL CONSTRUCTORS, INC.	237,550,043.66	115,552,922.44
AL EMERGENCY MANAGEMENT AGENCY	222,293,219.19	182,878,434.27
FEDERAL PROTECTIVE SERVICE/DHS	222,124,956.63	961,462.96
GENERAL SERVICES ADMINISTRATION	176,315,090.76	16,416,656.42
CLEARBROOK LLC	176,302,412.00	133,810,643.53
GBL'S	154,872,500.00	100,221,501.13
FEMA GROUP TRAVEL	141,378,478.88	115,229,318.38
CMH MANUFACTURING, INC.	138,967,578.79	110,325,958.79
PARTNERSHIP FOR RESPONSE & RECOVERY	136,826,326.79	101,064,867.33
NORTH AMERICAN CATASTROPHE SVCS INC	127,417,151.00	120,975,522.34
BOURGET'S OF THE SOUTH, LLC	119,499,655.60	119,499,655.60
ALLTECH	113,709,059.60	86,316,391.32
NISTC	108,818,700.00	22,822,164.51
EMERGENCY RESPONSE PROG MANAGEMENT	108,535,800.00	40,463,315.85
AMERICOLD LOGISTICS LLC	89,668,506.58	77,148,633.80
HOUSING & URBAN DEVELOPMENT	83,065,000.00	32,429,029.57
CHAMPION HOME BUILDERS CO	80,759,579.79	70,400,027.50
US BANK	71,754,960.32	28,902,587.08
CUSTOMS AND BORDER PROTECTION	61,177,879.00	6,795,166.08
U S DEPARTMENT OF JUSTICE	55,674,600.00	3,300,991.21
CITIBANK	52,052,018.84	49,503,645.80
Grand Total	26,924,685,686.79	13,747,165,828.09



**FINANCIAL INFORMATION TOOL
FOR HURRICANE KATRINA, RITA, & WILMA DECLARATIONS ONLY
VENDORS WITH CUMMULATIVE OBLIGATIONS GREATER THAN OR EQUAL TO \$50 MILLION IN DESCENDING ORDER BY OBLIGATIONS
AS OF 04-05-2006 AT 7 AM**

VENDOR ALPHA	PROGRAM NAME	PROG CODE	STATE NAME	EVENT NAME	OBLIGATIONS	EXPENDITURES	
LA OFFICE OF HOMELAND SECURITY	414X-HOUSING & OTHER NEEDS	1603DR	LOUISIANA	KATRINA	4,239,215,233.96	4,194,335,857.34	
		1607DR	LOUISIANA	RITA	496,435,852.36	493,474,015.95	
	416X-PUBLIC ASSISTANCE	1603DR	LOUISIANA	KATRINA	2,049,152,588.60	687,324,382.68	
		1607DR	LOUISIANA	RITA	149,117,489.48	45,629,998.75	
	4173-HAZARD MITIGATION	1603DR	LOUISIANA	KATRINA	10,795,418.00		
		1607DR	LOUISIANA	RITA	433,544.00		
	CRISIS COUNSELING	1603DR	LOUISIANA	KATRINA	11,977,300.00	6,328,353.68	
LA OFFICE OF HOMELAND SECURITY Total					6,957,127,426.40	5,427,092,608.40	
US ARMY CORPS OF ENGINEERS	2501-MISSIONS-FOS	1602DR	FLORIDA	KATRINA	335,000.00	36,684.52	
		1603DR	LOUISIANA	KATRINA	47,273,364.00	2,625,154.13	
		1604DR	MISSISSIPPI	KATRINA	454,590,739.91	54,990,569.01	
		1605DR	ALABAMA	KATRINA	30,300,000.00	9,690,258.33	
		1606DR	TEXAS	RITA	41,595,000.00	3,245,353.38	
		1607DR	LOUISIANA	RITA	2,825,000.00	250,681.90	
		1609DR	FLORIDA	WILMA	70,822,000.00	6,587,108.11	
		3213EM	MISSISSIPPI	KATRINA	160,561.11	56,404.93	
		3214EM	ALABAMA	KATRINA			
		3259EM	FLORIDA	RITA	155,000.00	24,459.06	
		3261EM	TEXAS	RITA	5,590,000.00	14,958.43	
	2507-MISSIONS-TA	1603DR	LOUISIANA	KATRINA	7,180,000.00	253,089.98	
		1604DR	MISSISSIPPI	KATRINA	243,255.98	122,758.06	
		1606DR	TEXAS	RITA	100,000.00	7,204.17	
		1607DR	LOUISIANA	RITA	1,000,000.00	57,352.50	
		1609DR	FLORIDA	WILMA	600,000.00	13,795.43	
	2508-MISSIONS-DFA	1603DR	LOUISIANA	KATRINA	2,070,992,000.00	54,901,781.62	
		1604DR	MISSISSIPPI	KATRINA	1,221,755,594.87	115,722,463.36	
		1605DR	ALABAMA	KATRINA	151,000,000.00	51,280,277.46	
		1606DR	TEXAS	RITA	213,350,000.00	244,048.95	
		1607DR	LOUISIANA	RITA	380,500,000.00	50,873,602.12	
1609DR		FLORIDA	WILMA	222,350,000.00	733,254.46		
3260EM		LOUISIANA	RITA				
3261EM		TEXAS	RITA	5,000,000.00			
US ARMY CORPS OF ENGINEERS Total					4,927,717,515.87	351,731,259.91	
MISSISSIPPI, STATE OF	414X-HOUSING & OTHER NEEDS	1604DR	MISSISSIPPI	KATRINA	1,213,273,810.06	1,121,578,625.82	
	416X-PUBLIC ASSISTANCE	1604DR	MISSISSIPPI	KATRINA	892,555,891.02	486,087,507.72	
	4173-HAZARD MITIGATION	1604DR	MISSISSIPPI	KATRINA	5,374,186.00	243,506.00	
	CRISIS COUNSELING	1604DR	MISSISSIPPI	KATRINA	2,512,978.00	2,512,978.00	
MISSISSIPPI, STATE OF Total					2,113,716,865.08	1,610,422,617.54	
DEPARTMENT OF DEFENSE	2501-MISSIONS-FOS	1602DR	FLORIDA	KATRINA	100,000.00		
		1603DR	LOUISIANA	KATRINA	270,475,000.00	10,035,735.21	
		1604DR	MISSISSIPPI	KATRINA	770,195,044.00	196,447,322.88	
		1605DR	ALABAMA	KATRINA	2,510,000.00		
		1606DR	TEXAS	RITA	23,100,000.00		
		1607DR	LOUISIANA	RITA			
		1609DR	FLORIDA	WILMA	2,650,000.00		
		3212EM	LOUISIANA	KATRINA	250,000.00		
		3213EM	MISSISSIPPI	KATRINA	10,000.00	8,102.84	
		3214EM	ALABAMA	KATRINA			
		3216EM	TEXAS	KATRINA	20,000.00		
		3259EM	FLORIDA	RITA	255,000.00		
		3260EM	LOUISIANA	RITA			
		3261EM	TEXAS	RITA	11,315,000.00		
		2507-MISSIONS-TA	1603DR	LOUISIANA	KATRINA	271,500.00	



VENDOR ALPHA	PROGRAM NAME	PROG CODE	STATE NAME	EVENT NAME	OBLIGATIONS	EXPENDITURES	
	2508-MISSIONS-DFA	1603DR	LOUISIANA	KATRINA	24,812,000.00		
		1604DR	MISSISSIPPI	KATRINA	54,950,344.86	4,429,245.57	
		1606DR	TEXAS	RITA	2,810,000.00		
		1607DR	LOUISIANA	RITA	11,000,000.00		
		1609DR	FLORIDA	WILMA	900,000.00		
		3216EM	TEXAS	KATRINA			
	25XX-OTHER SERVICES	3260EM	LOUISIANA	RITA			
		1603DR	LOUISIANA	KATRINA	16,082.04		
		1604DR	MISSISSIPPI	KATRINA	313,372.80	117,012.60	
	26XX-SUPPLIES & MATERIALS	1605DR	ALABAMA	KATRINA	79,950.24		
		1603DR	LOUISIANA	KATRINA	149,535,482.19	91,588,158.78	
		1604DR	MISSISSIPPI	KATRINA	90,958,532.13		
	MANUFACTURED HOUSING	1609DR	FLORIDA	WILMA	70,371,168.00		
		1603DR	LOUISIANA	KATRINA	451,276.92		
1604DR		MISSISSIPPI	KATRINA	425,363.40	5,423.76		
	1606DR	TEXAS	RITA	79,950.24			
DEPARTMENT OF DEFENSE Total					1,487,855,066.82	302,631,001.64	
TX DEPARTMENT OF PUBLIC SAFETY	414X-HOUSING & OTHER NEEDS	1606DR	TEXAS	RITA	636,014,000.00	498,746,874.81	
	4154-OTHER NEEDS	1606DR	TEXAS	RITA	68,880,000.00	64,174,248.06	
	416X-PUBLIC ASSISTANCE	1606DR	TEXAS	RITA	231,233,256.38	135,204,576.75	
		3216EM	TEXAS	KATRINA	417,328,691.63	293,071,251.82	
		3261EM	TEXAS	RITA	4,885,762.51	4,508,601.16	
	4173-HAZARD MITIGATION	1606DR	TEXAS	RITA	178,628.00		
	CRISIS COUNSELING	1603DR	LOUISIANA	KATRINA	9,638,246.00	4,042,584.00	
		1606DR	TEXAS	RITA	650,742.00		
	TX DEPARTMENT OF PUBLIC SAFETY Total					1,368,809,326.52	999,748,136.60
	FLORIDA BUREAU OF DISASTER	414X-HOUSING & OTHER NEEDS	1609DR	FLORIDA	WILMA	304,695,000.00	282,749,004.35
416X-PUBLIC ASSISTANCE		1602DR	FLORIDA	KATRINA	145,006,373.55	61,464,266.27	
		1609DR	FLORIDA	WILMA	718,853,830.30	217,491,286.36	
		3220EM	FLORIDA	KATRINA	7,845,818.93	255,452.03	
		3259EM	FLORIDA	RITA	8,590,345.63	4,842,527.55	
		1604DR	MISSISSIPPI	KATRINA	3,528,272.00	3,375,437.32	
CRISIS COUNSELING		1609DR	FLORIDA	WILMA	1,164,961.28	1,164,961.28	
		FLORIDA BUREAU OF DISASTER Total					1,189,684,601.69
FLUOR DANIEL INC	2594-INSPECTIONS PA TAC	1602DR	FLORIDA	KATRINA	2,800,000.00	1,263,397.90	
		1603DR	LOUISIANA	KATRINA	54,114,000.00	10,090,369.16	
		1604DR	MISSISSIPPI	KATRINA	28,550,000.00	6,227,507.79	
		1605DR	ALABAMA	KATRINA	570,000.00	123,449.31	
		1606DR	TEXAS	RITA	4,810,000.00	2,185,181.76	
		1607DR	LOUISIANA	RITA	3,852,000.00	241,139.92	
		1609DR	FLORIDA	WILMA	11,645,000.00	615,358.45	
		3216EM	TEXAS	KATRINA	2,250,000.00	833,836.25	
		MANUFACTURED HOUSING	1603DR	LOUISIANA	KATRINA	758,649,964.98	225,173,129.41
	1605DR		ALABAMA	KATRINA	1,816,792.00	1,155,968.58	
	1606DR		TEXAS	RITA	4,701,226.00	1,588,504.80	
	1609DR		FLORIDA	WILMA	1,512,583.00		
	FLUOR DANIEL INC Total					875,271,565.98	249,497,843.33
ENVIRONMENTAL PROTECTION AGENCY	2501-MISSIONS-FOS	1602DR	FLORIDA	KATRINA	20,000.00		
		1603DR	LOUISIANA	KATRINA	22,517,000.00		
		1604DR	MISSISSIPPI	KATRINA	2,529,200.00	523,134.94	
		1605DR	ALABAMA	KATRINA	10,000.00	4,164.37	
		1606DR	TEXAS	RITA	10,000.00		
		1609DR	FLORIDA	WILMA	40,000.00		
		3213EM	MISSISSIPPI	KATRINA	10,000.00	6,188.73	
		3214EM	ALABAMA	KATRINA			
		3259EM	FLORIDA	RITA	10,000.00		
		3260EM	LOUISIANA	RITA	25,000.00		
		3261EM	TEXAS	RITA	5,000,000.00		



VENDOR ALPHA	PROGRAM NAME	PROG CODE	STATE NAME	EVENT NAME	OBLIGATIONS	EXPENDITURES	
	2507-MISSIONS-TA	1603DR	LOUISIANA	KATRINA	2,500,000.00		
		1604DR	MISSISSIPPI	KATRINA	10,300,000.00		
		1605DR	ALABAMA	KATRINA	3,000,000.00	114,778.35	
		1609DR	FLORIDA	WILMA	100,000.00		
		3214EM	ALABAMA	KATRINA			
	2508-MISSIONS-DFA	1603DR	LOUISIANA	KATRINA	197,000,000.00		
		1604DR	MISSISSIPPI	KATRINA	57,000,000.00	6,245,236.65	
		1605DR	ALABAMA	KATRINA	27,000,000.00	490,046.97	
		1607DR	LOUISIANA	RITA	39,500,000.00		
		1609DR	FLORIDA	WILMA	300,000.00		
	25XX-OTHER SERVICES	1603DR	LOUISIANA	KATRINA	258,065,898.00		
		1607DR	LOUISIANA	RITA	136,276,039.00		
ENVIRONMENTAL PROTECTION AGENCY Total					761,213,137.00	7,383,550.01	
GULF STREAM COACH, INC.	22XX-TRANSPORT OF THINGS	1603DR	LOUISIANA	KATRINA	26,319,725.00	12,478,479.00	
		1603DR	LOUISIANA	KATRINA	100,621,000.00	100,594,054.00	
	MANUFACTURED HOUSING	1604DR	MISSISSIPPI	KATRINA	73,885,500.00	73,289,761.00	
		1605DR	ALABAMA	KATRINA	346,871,000.00	325,712,898.00	
					547,697,225.00	512,075,192.00	
GULF STREAM COACH, INC. Total							
DEPARTMENT OF TRANSPORTATION	21XX-TRAVEL OF PEOPLE	1604DR	MISSISSIPPI	KATRINA			
	2501-MISSIONS-FOS	1602DR	FLORIDA	KATRINA	2,018,500.00	129,912.88	
		1603DR	LOUISIANA	KATRINA	71,193,000.00	72,495.00	
		1604DR	MISSISSIPPI	KATRINA	56,292,000.00	5,985,191.90	
		1605DR	ALABAMA	KATRINA	24,057,500.00	6,292.23	
		1606DR	TEXAS	RITA	25,331,000.00	1,094,213.32	
		1607DR	LOUISIANA	RITA	25,110,000.00	722,184.19	
		1609DR	FLORIDA	WILMA	20,083,000.00	44,305.88	
		3212EM	LOUISIANA	KATRINA	6,120,000.00	80,590.33	
		3213EM	MISSISSIPPI	KATRINA	35,000.00	16,073.98	
		3214EM	ALABAMA	KATRINA			
		3215EM	ARKANSAS	KATRINA	50,000.00		
		3216EM	TEXAS	KATRINA	4,000,000.00		
		3259EM	FLORIDA	RITA	10,000.00		
		3261EM	TEXAS	RITA	1,571,000.00		
		2507-MISSIONS-TA	1604DR	MISSISSIPPI	KATRINA	50,000.00	
		2508-MISSIONS-DFA	1603DR	LOUISIANA	KATRINA	256,000,000.00	46,444,592.38
	1604DR		MISSISSIPPI	KATRINA	3,353,213.00		
	1607DR		LOUISIANA	RITA	10,000,000.00	143,372.69	
	3215EM		ARKANSAS	KATRINA	500,000.00		
	3216EM		TEXAS	KATRINA	2,500,000.00	1,300,345.66	
	3260EM		LOUISIANA	RITA			
	DEPARTMENT OF TRANSPORTATION Total					508,274,213.00	56,039,570.44
	BECHTEL NATIONAL, INC.	25XX-OTHER SERVICES	1604DR	MISSISSIPPI	KATRINA	8,116,537.50	
			1603DR	LOUISIANA	KATRINA	1,117,125.00	
		MANUFACTURED HOUSING	1604DR	MISSISSIPPI	KATRINA	457,036,211.00	295,027,562.75
						466,269,873.50	295,027,562.75
BECHTEL NATIONAL, INC. Total							
CORPORATE LODGING CONSULTANTS, INC.	21XX-TRAVEL OF PEOPLE	1604DR	MISSISSIPPI	KATRINA	45,000.00	39,784.85	
	25XX-OTHER SERVICES	1603DR	LOUISIANA	KATRINA	200,919,264.00	163,764,201.07	
		1604DR	MISSISSIPPI	KATRINA	95,804,376.00	77,032,302.16	
		1605DR	ALABAMA	KATRINA	23,026,280.00	18,496,280.00	
		1606DR	TEXAS	RITA	80,101,352.00	62,639,390.12	
		1607DR	LOUISIANA	RITA	60,774,328.00	41,033,819.38	
					460,670,600.00	363,005,777.58	
CORPORATE LODGING CONSULTANTS, INC. Total							
SHAW ENVIRONMENTAL & INFRASTRUCTURE	MANUFACTURED HOUSING	1603DR	LOUISIANA	KATRINA	383,875,331.50	206,935,662.42	
		1604DR	MISSISSIPPI	KATRINA	2,756,363.00	1,446,033.17	
		1605DR	ALABAMA	KATRINA	9,949,690.00	4,561,870.97	
		1606DR	TEXAS	RITA	20,528,590.00	15,302,983.62	
		1607DR	LOUISIANA	RITA	1,503,895.00	1,257,645.11	
					418,613,869.50	229,504,195.29	
SHAW ENVIRONMENTAL & INFRASTRUCTURE Total							



VENDOR ALPHA	PROGRAM NAME	PROG CODE	STATE NAME	EVENT NAME	OBLIGATIONS	EXPENDITURES	
USDA FOREST SERVICE	2501-MISSIONS-FOS	1602DR	FLORIDA	KATRINA	85,000.00		
		1603DR	LOUISIANA	KATRINA	139,776,000.00		
		1604DR	MISSISSIPPI	KATRINA	8,607,000.00		
		1605DR	ALABAMA	KATRINA	1,280,000.00		
		1606DR	TEXAS	RITA	124,330,000.00		
		1609DR	FLORIDA	WILMA	5,910,000.00		
		3213EM	MISSISSIPPI	KATRINA	80,288.00		
		3214EM	ALABAMA	KATRINA			
		3216EM	TEXAS	KATRINA	5,000.00		
		3217EM	TENNESSEE	KATRINA			
		3218EM	GEORGIA	KATRINA			
		3222EM	NORTH CAROLINA	KATRINA			
		3231EM	KENTUCKY	KATRINA			
		3233EM	SOUTH CAROLINA	KATRINA			
		3241EM	ARIZONA	KATRINA	2,000,000.00	180.91	
		3259EM	FLORIDA	RITA	740,000.00		
		3261EM	TEXAS	RITA	21,155,000.00		
		2507-MISSIONS-TA	1602DR	FLORIDA	KATRINA	10,000.00	
			1604DR	MISSISSIPPI	KATRINA	62,500.00	
		2508-MISSIONS-DFA	1603DR	LOUISIANA	KATRINA	10,000,000.00	
1604DR	MISSISSIPPI		KATRINA	6,700,000.00	631.44		
1606DR	TEXAS		RITA	650,000.00			
1607DR	LOUISIANA		RITA	40,500,000.00			
3216EM	TEXAS		KATRINA	22,500,000.00			
USDA FOREST SERVICE Total					384,390,788.00	812.35	
MORGAN BUILDINGS & SPAS, INC.	25XX-OTHER SERVICES	1606DR	TEXAS	RITA	14,996.00	14,996.00	
	31XX-EQUIPMENT	1603DR	LOUISIANA	KATRINA	125,000.00	125,000.00	
	MANUFACTURED HOUSING	1603DR	LOUISIANA	KATRINA	114,362,394.00	68,882,682.70	
		1604DR	MISSISSIPPI	KATRINA	26,122,500.00	26,122,500.00	
		1605DR	ALABAMA	KATRINA	231,700,000.00	231,700,000.00	
MORGAN BUILDINGS & SPAS, INC. Total					372,324,890.00	326,845,178.70	
US DEPARTMENT OF LABOR	2501-MISSIONS-FOS	1603DR	LOUISIANA	KATRINA			
		1604DR	MISSISSIPPI	KATRINA	325,000.00	17,938.44	
	2503-UNEMPLOYMENT	1603DR	LOUISIANA	KATRINA	256,039,802.00	256,039,802.00	
		1604DR	MISSISSIPPI	KATRINA	71,750,000.00	71,750,000.00	
		1605DR	ALABAMA	KATRINA	1,372,364.00	1,150,000.00	
		1606DR	TEXAS	RITA	6,529,529.00	6,529,529.00	
		1607DR	LOUISIANA	RITA	11,309,413.00	11,309,413.00	
		1609DR	FLORIDA	WILMA	5,770,125.00	5,770,125.00	
US DEPARTMENT OF LABOR Total					353,096,233.00	352,566,807.44	
PRECISION HOMES	MANUFACTURED HOUSING	1603DR	LOUISIANA	KATRINA	125,000,000.00	125,000,000.00	
		1605DR	ALABAMA	KATRINA	162,515,000.00	158,162,796.99	
PRECISION HOMES Total					287,515,000.00	283,162,796.99	
DEPARTMENT OF HEALTH AND HUMAN SERVICES	2501-MISSIONS-FOS	1602DR	FLORIDA	KATRINA	365,000.00		
		1603DR	LOUISIANA	KATRINA	515,000.00		
		1604DR	MISSISSIPPI	KATRINA	2,695,000.00		
		1605DR	ALABAMA	KATRINA	50,000.00		
		1606DR	TEXAS	RITA	23,000,000.00		
		1609DR	FLORIDA	WILMA	1,230,000.00		
		3213EM	MISSISSIPPI	KATRINA	50,000.00		
		3214EM	ALABAMA	KATRINA			
		3215EM	ARKANSAS	KATRINA	10,000.00		
		3216EM	TEXAS	KATRINA	80,000.00		
		3217EM	TENNESSEE	KATRINA	2,000.00		
		3218EM	GEORGIA	KATRINA	52,000.00		
		3222EM	NORTH CAROLINA	KATRINA	2,000.00		
		3231EM	KENTUCKY	KATRINA	2,000.00		
		3233EM	SOUTH CAROLINA	KATRINA	2,000.00		



VENDOR ALPHA	PROGRAM NAME	PROG CODE	STATE NAME	EVENT NAME	OBLIGATIONS	EXPENDITURES
		3259EM	FLORIDA	RITA	10,000.00	
		3261EM	TEXAS	RITA	40,180,000.00	
	2507-MISSIONS-TA	1603DR	LOUISIANA	KATRINA	30,000.00	
		1604DR	MISSISSIPPI	KATRINA	682,300.00	
		3217EM	TENNESSEE	KATRINA	5,000.00	
	2508-MISSIONS-DFA	1603DR	LOUISIANA	KATRINA	78,150,000.00	
		1604DR	MISSISSIPPI	KATRINA	64,895,500.00	
		1605DR	ALABAMA	KATRINA		
		1607DR	LOUISIANA	RITA	20,100,000.00	
		1609DR	FLORIDA	WILMA	8,165,000.00	
		3215EM	ARKANSAS	KATRINA	3,000,000.00	
		3216EM	TEXAS	KATRINA	10,050,000.00	
		3237EM	ALABAMA	KATRINA	1,000,000.00	
		3260EM	LOUISIANA	RITA		
	25XX-OTHER SERVICES	1604DR	MISSISSIPPI	KATRINA	2,909,940.00	1,502,345.68
		1605DR	ALABAMA	KATRINA	205,500.00	
		1606DR	TEXAS	RITA	400,000.00	
		1609DR	FLORIDA	WILMA	10,000.00	
	26XX-SUPPLIES & MATERIALS CRISIS COUNSELING	1604DR	MISSISSIPPI	KATRINA	3,050,000.00	2,551,115.88
		1604DR	MISSISSIPPI	KATRINA	6,658,389.00	6,658,389.00
		1605DR	ALABAMA	KATRINA	488,246.00	
		1606DR	TEXAS	RITA	1,546,988.00	
		1609DR	FLORIDA	WILMA	3,246,808.00	3,246,808.00
DEPARTMENT OF HEALTH AND HUMAN SERVICES Total					272,838,671.00	13,958,658.56
AMERICAN RED CROSS	2501-MISSIONS-FOS	1603DR	LOUISIANA	KATRINA	50,000.00	11,159.43
		1606DR	TEXAS	RITA	30,000.00	
		3232EM	MISSOURI	KATRINA	5,000.00	
		3261EM	TEXAS	RITA	10,000.00	
	25XX-OTHER SERVICES	1603DR	LOUISIANA	KATRINA	110,000,000.00	110,000,000.00
		1604DR	MISSISSIPPI	KATRINA	52,500,000.00	52,500,000.00
		1605DR	ALABAMA	KATRINA	12,500,000.00	12,500,000.00
		1606DR	TEXAS	RITA	42,500,000.00	41,437,014.20
		1607DR	LOUISIANA	RITA	32,500,000.00	32,500,000.00
	31XX-EQUIPMENT	1604DR	MISSISSIPPI	KATRINA	199,800.00	
AMERICAN RED CROSS Total					250,294,800.00	248,948,173.63
US COAST GUARD	2501-MISSIONS-FOS	1602DR	FLORIDA	KATRINA	1.00	
		1603DR	LOUISIANA	KATRINA	3,275,000.00	
		1604DR	MISSISSIPPI	KATRINA	13,970,000.00	
		1605DR	ALABAMA	KATRINA	2,275,000.00	
		1606DR	TEXAS	RITA	100,000.00	
		1609DR	FLORIDA	WILMA	50,000.00	
		3214EM	ALABAMA	KATRINA		
		3259EM	FLORIDA	RITA	16,000.00	
		3260EM	LOUISIANA	RITA	25,000.00	
		3261EM	TEXAS	RITA	322,000.00	
	2507-MISSIONS-TA	1603DR	LOUISIANA	KATRINA	37,500.00	
	2508-MISSIONS-DFA	1603DR	LOUISIANA	KATRINA	165,000,000.00	11,162,253.86
		1604DR	MISSISSIPPI	KATRINA	31,000,000.00	
		1605DR	ALABAMA	KATRINA		
		1606DR	TEXAS	RITA	8,000,000.00	
		1607DR	LOUISIANA	RITA	18,400,000.00	
1609DR	FLORIDA	WILMA	70,000.00			
US COAST GUARD Total					242,540,501.00	11,162,253.86
CH2M HILL CONSTRUCTORS, INC.	2507-MISSIONS-TA	1604DR	MISSISSIPPI	KATRINA		
	2592-INSPECTIONS IHP//IFG	1604DR	MISSISSIPPI	KATRINA	1,665,499.84	130,539.77
	MANUFACTURED HOUSING	1603DR	LOUISIANA	KATRINA	147,639,271.58	60,764,329.07
		1604DR	MISSISSIPPI	KATRINA	38,147,852.34	20,060,844.05
		1605DR	ALABAMA	KATRINA	24,737,734.81	20,033,869.84



VENDOR ALPHA	PROGRAM NAME	PROG CODE	STATE NAME	EVENT NAME	OBLIGATIONS	EXPENDITURES
		1606DR	TEXAS	RITA	25,359,685.09	14,563,339.71
CH2M HILL CONSTRUCTORS, INC. Total					237,550,043.66	115,552,922.44
AL EMERGENCY MANAGEMENT AGENCY	414X-HOUSING & OTHER NEEDS	1605DR	ALABAMA	KATRINA	119,944,783.12	116,123,287.12
	416X-PUBLIC ASSISTANCE	1605DR	ALABAMA	KATRINA	97,020,746.54	64,556,555.63
		3237EM	ALABAMA	KATRINA	1,476,501.53	954,943.62
	CRISIS COUNSELING	1605DR	ALABAMA	KATRINA	3,851,188.00	1,243,647.90
AL EMERGENCY MANAGEMENT AGENCY Total					222,293,219.19	182,878,434.27
FEDERAL PROTECTIVE SERVICE/DHS	2501-MISSIONS-FOS	1603DR	LOUISIANA	KATRINA	132,651,820.00	619,180.47
		1604DR	MISSISSIPPI	KATRINA	28,452,766.73	252,566.50
		1605DR	ALABAMA	KATRINA	5,452,500.00	54,484.91
		1606DR	TEXAS	RITA	6,760,000.00	
		1607DR	LOUISIANA	RITA	5,000,000.00	
		1609DR	FLORIDA	WILMA	30,371,511.90	
		3213EM	MISSISSIPPI	KATRINA	188,608.00	
		3214EM	ALABAMA	KATRINA	31,478.00	
		3215EM	ARKANSAS	KATRINA	345,000.00	
		3216EM	TEXAS	KATRINA	6,000,000.00	
		3259EM	FLORIDA	RITA	10,000.00	
		3260EM	LOUISIANA	RITA	125,000.00	
		3261EM	TEXAS	RITA	100,000.00	
	2507-MISSIONS-TA	1603DR	LOUISIANA	KATRINA		
	2508-MISSIONS-DFA	1603DR	LOUISIANA	KATRINA		
		1604DR	MISSISSIPPI	KATRINA	700,000.00	35,231.08
		1609DR	FLORIDA	WILMA	150,000.00	
		3260EM	LOUISIANA	RITA	100,000.00	
	25XX-OTHER SERVICES	1602DR	FLORIDA	KATRINA	5,616,000.00	
		1605DR	ALABAMA	KATRINA	70,272.00	
FEDERAL PROTECTIVE SERVICE/DHS Total					222,124,956.63	961,462.96
GENERAL SERVICES ADMINISTRATION	21XX-TRAVEL OF PEOPLE	1604DR	MISSISSIPPI	KATRINA	32,208.00	
	22XX-TRANSPORT OF THINGS	1602DR	FLORIDA	KATRINA	20,000.00	
		1603DR	LOUISIANA	KATRINA	4,240,000.00	180.07
		1604DR	MISSISSIPPI	KATRINA	640,000.00	
		1605DR	ALABAMA	KATRINA	401,600.00	
		1606DR	TEXAS	RITA	80,000.00	
		1607DR	LOUISIANA	RITA	2,000.00	
	23XX-RENT, COMM, UTILITIES	1602DR	FLORIDA	KATRINA	300,000.00	300,000.00
		1603DR	LOUISIANA	KATRINA	4,722,456.00	4,657,456.00
		1604DR	MISSISSIPPI	KATRINA	2,444,451.00	2,379,451.00
		1605DR	ALABAMA	KATRINA	643,984.00	643,983.97
		1606DR	TEXAS	RITA	2,289,430.00	2,289,430.00
		1607DR	LOUISIANA	RITA	1,403,062.00	1,403,062.00
		1609DR	FLORIDA	WILMA	100,000.00	100,000.00
		3214EM	ALABAMA	KATRINA	30,000.00	30,000.00
	2501-MISSIONS-FOS	1602DR	FLORIDA	KATRINA	165,000.00	
		1603DR	LOUISIANA	KATRINA	6,705,000.00	167,245.49
		1604DR	MISSISSIPPI	KATRINA	62,483,268.36	210,048.54
		1605DR	ALABAMA	KATRINA	11,333,000.00	
		1606DR	TEXAS	RITA	370,000.00	
		1607DR	LOUISIANA	RITA	5,502,685.00	
		1609DR	FLORIDA	WILMA	170,000.00	3,334.32
		3212EM	LOUISIANA	KATRINA		
		3213EM	MISSISSIPPI	KATRINA	1,770,000.00	
		3214EM	ALABAMA	KATRINA		
		3215EM	ARKANSAS	KATRINA	60,000.00	7,451.56
		3216EM	TEXAS	KATRINA	285,000.00	7,872.19
		3224EM	COLORADO	KATRINA		
		3259EM	FLORIDA	RITA	10,000.00	
		3261EM	TEXAS	RITA	520,000.00	



VENDOR ALPHA	PROGRAM NAME	PROG CODE	STATE NAME	EVENT NAME	OBLIGATIONS	EXPENDITURES
	2508-MISSIONS-DFA	1603DR	LOUISIANA	KATRINA	1,000,000.00	
		1604DR	MISSISSIPPI	KATRINA		
		1609DR	FLORIDA	WILMA		
		3212EM	LOUISIANA	KATRINA	1,500,000.00	
		3223EM	UTAH	KATRINA	5,000.00	
	25XX-OTHER SERVICES	1603DR	LOUISIANA	KATRINA	8,509,000.00	1,603,527.06
		1604DR	MISSISSIPPI	KATRINA	53,242,892.95	2,579,590.22
		1605DR	ALABAMA	KATRINA	146,000.00	
		1609DR	FLORIDA	WILMA	5,128,000.00	34,024.00
	26XX-SUPPLIES & MATERIALS	1603DR	LOUISIANA	KATRINA	1,053.45	
		1604DR	MISSISSIPPI	KATRINA	60,000.00	
GENERAL SERVICES ADMINISTRATION Total					176,315,090.76	16,416,656.42
CLEARBROOK LLC	23XX-RENT, COMM, UTILITIES	1603DR	LOUISIANA	KATRINA	21,724,500.00	16,134,063.32
	25XX-OTHER SERVICES	1603DR	LOUISIANA	KATRINA	36,031,240.00	4,825,063.81
	26XX-SUPPLIES & MATERIALS	1607DR	LOUISIANA	RITA	8,390,250.00	8,189,240.40
	31XX-EQUIPMENT	1603DR	LOUISIANA	KATRINA	8,289,596.00	7,700,560.00
	32XX-LAND & STRUCTURES	1603DR	LOUISIANA	KATRINA	4,559,846.00	186,848.00
	MANUFACTURED HOUSING	1603DR	LOUISIANA	KATRINA	97,306,980.00	96,774,868.00
CLEARBROOK LLC Total					176,302,412.00	133,810,643.53
GBL'S	22XX-TRANSPORT OF THINGS	1602DR	FLORIDA	KATRINA	500,000.00	34,310.45
		1603DR	LOUISIANA	KATRINA	106,000,000.00	73,923,593.65
		1604DR	MISSISSIPPI	KATRINA	26,030,000.00	19,136,377.87
		1605DR	ALABAMA	KATRINA	10,040,000.00	3,878,543.56
		1606DR	TEXAS	RITA	2,250,000.00	1,326,624.75
		1607DR	LOUISIANA	RITA	50,000.00	40,993.76
		1609DR	FLORIDA	WILMA	10,000,000.00	1,881,057.09
		25XX-OTHER SERVICES	1603DR	LOUISIANA	KATRINA	2,500.00
	GBL'S Total					154,872,500.00
FEMA GROUP TRAVEL	21XX-TRAVEL OF PEOPLE	1602DR	FLORIDA	KATRINA	2,064,000.00	1,676,720.69
		1603DR	LOUISIANA	KATRINA	41,829,876.09	39,579,770.69
		1604DR	MISSISSIPPI	KATRINA	45,039,771.25	28,036,985.72
		1605DR	ALABAMA	KATRINA	10,893,039.71	8,534,574.06
		1606DR	TEXAS	RITA	20,611,840.93	19,004,456.64
		1607DR	LOUISIANA	RITA	1,938,157.96	1,741,161.48
		1609DR	FLORIDA	WILMA	11,604,650.00	10,876,729.07
		3212EM	LOUISIANA	KATRINA	5,559.37	5,559.37
		3215EM	ARKANSAS	KATRINA	1,392,159.85	1,332,982.25
		3216EM	TEXAS	KATRINA	3,076,322.65	2,814,540.41
		3217EM	TENNESSEE	KATRINA	70,000.00	67,982.84
		3218EM	GEORGIA	KATRINA	40,000.00	767.15
		3219EM	OKLAHOMA	KATRINA	88,459.16	74,081.45
		3221EM	WEST VIRGINIA	KATRINA	26,021.70	26,021.70
		3223EM	UTAH	KATRINA	74,189.00	22,876.51
		3224EM	COLORADO	KATRINA	107,487.74	85,316.88
		3225EM	MICHIGAN	KATRINA	190,000.00	91,853.73
		3226EM	DISTRICT OF COLUMBIA	KATRINA	39,626.97	37,426.97
		3227EM	WASHINGTON	KATRINA	79,497.12	66,546.44
		3228EM	OREGON	KATRINA	20,421.63	13,458.82
		3229EM	NEW MEXICO	KATRINA	44,429.60	40,024.71
		3230EM	ILLINOIS	KATRINA	70,000.00	13,398.70
		3231EM	KENTUCKY	KATRINA	20,000.00	7,960.79
		3232EM	MISSOURI	KATRINA	213,804.50	199,795.93
		3233EM	SOUTH CAROLINA	KATRINA	55,000.00	40,089.27
		3234EM	SOUTH DAKOTA	KATRINA	58,872.00	5,135.36
		3235EM	PENNSYLVANIA	KATRINA	86,137.76	78,137.76
		3236EM	KANSAS	KATRINA	186.90	186.90
		3238EM	INDIANA	KATRINA	50,000.00	
		3239EM	IOWA	KATRINA	4,927.66	4,927.66



VENDOR ALPHA	PROGRAM NAME	PROG CODE	STATE NAME	EVENT NAME	OBLIGATIONS	EXPENDITURES
		3240EM	VIRGINIA	KATRINA	7,659.06	7,659.06
		3241EM	ARIZONA	KATRINA	211,240.00	112,455.97
		3242EM	MINNESOTA	KATRINA	50,000.00	
		3243EM	NEVADA	KATRINA	231,000.26	126,370.40
		3244EM	IDAHO	KATRINA	3,603.26	3,603.26
		3245EM	NEBRASKA	KATRINA	1,301.61	1,301.61
		3246EM	CONNECTICUT	KATRINA	39,800.00	6,209.38
		3247EM	NORTH DAKOTA	KATRINA	62,001.15	15,492.46
		3248EM	CALIFORNIA	KATRINA	371,780.00	252,800.01
		3249EM	WISCONSIN	KATRINA	50,000.00	
		3250EM	OHIO	KATRINA	50,000.00	
		3251EM	MARYLAND	KATRINA	52,711.86	52,711.86
		3252EM	MASSACHUSETTS	KATRINA	89,200.00	57,524.37
		3253EM	MONTANA	KATRINA	53,459.07	4,524.11
		3255EM	RHODE ISLAND	KATRINA	26,000.00	7,916.15
		3256EM	MAINE	KATRINA	6,000.00	
		3257EM	NEW JERSEY	KATRINA	2,366.13	1,263.90
		3258EM	NEW HAMPSHIRE	KATRINA	6,000.00	91.71
		3259EM	FLORIDA	RITA	80,000.00	25,059.98
		3261EM	TEXAS	RITA	13,237.61	13,237.61
		3262EM	NEW YORK	KATRINA	68,300.00	61,247.27
		3263EM	DELAWARE	KATRINA	379.32	379.32
			MANUFACTURED HOUSING	1603DR	LOUISIANA	KATRINA
FEMA GROUP TRAVEL Total					141,378,478.88	115,229,318.38
CMH MANUFACTURING, INC.	MANUFACTURED HOUSING	1603DR	LOUISIANA	KATRINA	69,790,000.00	41,151,380.00
		1604DR	MISSISSIPPI	KATRINA	69,177,578.79	69,174,578.79
CMH MANUFACTURING, INC. Total					138,967,578.79	110,325,958.79
PARTNERSHIP FOR RESPONSE & RECOVERY	2592-INSPECTIONS IHP/IFG	1603DR	LOUISIANA	KATRINA	49,237,570.40	34,313,274.14
		1604DR	MISSISSIPPI	KATRINA	48,518,439.84	35,805,525.04
		1606DR	TEXAS	RITA	495,566.55	495,566.55
		1607DR	LOUISIANA	RITA	14,211,750.00	10,503,863.82
		1609DR	FLORIDA	WILMA	24,363,000.00	19,946,637.78
			25XX-OTHER SERVICES	1603DR	LOUISIANA	KATRINA
PARTNERSHIP FOR RESPONSE & RECOVERY Total					136,826,326.79	101,064,867.33
NORTH AMERICAN CATASTROPHE SVCS INC	MANUFACTURED HOUSING	1603DR	LOUISIANA	KATRINA	69,232,757.00	66,302,906.28
		1605DR	ALABAMA	KATRINA	53,989,838.00	50,478,060.06
		1609DR	FLORIDA	WILMA	4,194,556.00	4,194,556.00
NORTH AMERICAN CATASTROPHE SVCS INC Total					127,417,151.00	120,975,522.34
BOURGET'S OF THE SOUTH, LLC	MANUFACTURED HOUSING	1603DR	LOUISIANA	KATRINA	7,355,005.60	7,355,005.60
		1605DR	ALABAMA	KATRINA	112,144,650.00	112,144,650.00
BOURGET'S OF THE SOUTH, LLC Total					119,499,655.60	119,499,655.60
ALLTECH	2592-INSPECTIONS IHP/IFG	1603DR	LOUISIANA	KATRINA	37,059,872.96	28,120,159.90
		1605DR	ALABAMA	KATRINA	8,123,500.00	6,975,723.30
		1606DR	TEXAS	RITA	37,166,430.64	25,249,388.85
		1607DR	LOUISIANA	RITA	13,293,000.00	9,579,895.85
		1609DR	FLORIDA	WILMA	18,066,256.00	16,391,223.42
ALLTECH Total					113,709,059.60	86,316,391.32
NISTC	2594-INSPECTIONS PA TAC	1602DR	FLORIDA	KATRINA	4,024,400.00	2,551,911.98
		1603DR	LOUISIANA	KATRINA	63,045,200.00	12,096,456.49
		1604DR	MISSISSIPPI	KATRINA	31,460,300.00	6,855,719.09
		1605DR	ALABAMA	KATRINA	878,600.00	463,443.65
		1606DR	TEXAS	RITA	3,729,300.00	358.00
		1609DR	FLORIDA	WILMA	5,341,800.00	801,842.69
		3240EM	VIRGINIA	KATRINA	339,100.00	52,432.61
NISTC Total					108,818,700.00	22,822,164.51
EMERGENCY RESPONSE PROG MANAGEMENT	2594-INSPECTIONS PA TAC	1602DR	FLORIDA	KATRINA	1,360,000.00	1,336,737.40
		1603DR	LOUISIANA	KATRINA	67,915,300.00	24,339,381.40
		1604DR	MISSISSIPPI	KATRINA	21,111,400.00	8,842,534.69

VENDOR ALPHA	PROGRAM NAME	PROG CODE	STATE NAME	EVENT NAME	OBLIGATIONS	EXPENDITURES
		1606DR	TEXAS	RITA	3,391,100.00	1,414,349.80
		1609DR	FLORIDA	WILMA	11,123,500.00	2,869,104.56
		3215EM	ARKANSAS	KATRINA	1,583,900.00	599,952.36
		3216EM	TEXAS	KATRINA	1,954,900.00	981,788.46
		3229EM	NEW MEXICO	KATRINA	95,700.00	79,467.18
EMERGENCY RESPONSE PROG MANAGEMENT Total					108,535,800.00	40,463,315.85
AMERICOLD LOGISTICS LLC	22XX-TRANSPORT OF THINGS	1603DR	LOUISIANA	KATRINA	6,000,000.00	
		1604DR	MISSISSIPPI	KATRINA	25,168,506.58	25,000,000.00
	25XX-OTHER SERVICES	1603DR	LOUISIANA	KATRINA	8,500,000.00	2,183,345.39
		1604DR	MISSISSIPPI	KATRINA	50,000,000.00	49,965,288.41
AMERICOLD LOGISTICS LLC Total					89,668,506.58	77,148,633.80
HOUSING & URBAN DEVELOPMENT	2501-MISSIONS-FOS	1603DR	LOUISIANA	KATRINA	3,695,000.00	872,237.57
		1604DR	MISSISSIPPI	KATRINA	150,000.00	
		1605DR	ALABAMA	KATRINA		
		1606DR	TEXAS	RITA	120,000.00	
		3216EM	TEXAS	KATRINA	100,000.00	
	2508-MISSIONS-DFA	1603DR	LOUISIANA	KATRINA	79,000,000.00	31,556,792.00
HOUSING & URBAN DEVELOPMENT Total					83,065,000.00	32,429,029.57
CHAMPION HOME BUILDERS CO	MANUFACTURED HOUSING	1603DR	LOUISIANA	KATRINA	80,759,579.79	70,400,027.50
CHAMPION HOME BUILDERS CO Total					80,759,579.79	70,400,027.50
US BANK	21XX-TRAVEL OF PEOPLE	1603DR	LOUISIANA	KATRINA	38,950.00	17,178.58
		1604DR	MISSISSIPPI	KATRINA	43,898.90	3,226.41
		1605DR	ALABAMA	KATRINA	30,000.00	3,561.05
		1606DR	TEXAS	RITA	400,000.00	
		1607DR	LOUISIANA	RITA	30,000.00	19,813.91
		1609DR	FLORIDA	WILMA	51,000.00	503.57
		3215EM	ARKANSAS	KATRINA	1,000.00	
	22XX-TRANSPORT OF THINGS	1602DR	FLORIDA	KATRINA	5,000.00	140.00
		1603DR	LOUISIANA	KATRINA	40,560.43	100.00
		1604DR	MISSISSIPPI	KATRINA	6,100.00	696.00
		1606DR	TEXAS	RITA	35,000.00	849.35
		1609DR	FLORIDA	WILMA		
		3215EM	ARKANSAS	KATRINA	8,600.00	2,420.00
		3216EM	TEXAS	KATRINA	10,000.00	1,950.60
	23XX-RENT, COMM, UTILITIES	1603DR	LOUISIANA	KATRINA	1,509,690.00	329,789.33
		1604DR	MISSISSIPPI	KATRINA	313,596.79	138,584.86
		1605DR	ALABAMA	KATRINA	69,000.00	21,505.00
		1606DR	TEXAS	RITA	78,000.00	18,954.74
		1607DR	LOUISIANA	RITA	506,400.00	1,400.00
		1609DR	FLORIDA	WILMA	40,459.00	7,650.84
		3215EM	ARKANSAS	KATRINA	11,000.00	2,791.50
		3216EM	TEXAS	KATRINA	8,787.50	4,546.11
		3219EM	OKLAHOMA	KATRINA		
		3229EM	NEW MEXICO	KATRINA		
		3261EM	TEXAS	RITA	50,000.00	4,733.42
	24XX-PRINT & REPRO	1602DR	FLORIDA	KATRINA	10,500.00	
		1603DR	LOUISIANA	KATRINA	461,724.38	23,569.01
		1604DR	MISSISSIPPI	KATRINA	795,525.05	298,381.62
		1605DR	ALABAMA	KATRINA	218,392.00	76,108.27
		1606DR	TEXAS	RITA	346,360.00	141,217.05
		1607DR	LOUISIANA	RITA	234,000.00	70,883.02
		1609DR	FLORIDA	WILMA	67,321.80	31,576.95
		3215EM	ARKANSAS	KATRINA	5,150.00	2,234.46
		3216EM	TEXAS	KATRINA	31,554.44	23,596.04
		3219EM	OKLAHOMA	KATRINA	800.00	755.65
		3229EM	NEW MEXICO	KATRINA	45.00	36.64
		3261EM	TEXAS	RITA	20,000.00	20,000.00
	25XX-OTHER SERVICES	1602DR	FLORIDA	KATRINA	10,000.00	4,304.18



VENDOR ALPHA	PROGRAM NAME	PROG CODE	STATE NAME	EVENT NAME	OBLIGATIONS	EXPENDITURES	
		1603DR	LOUISIANA	KATRINA	3,298,853.88	1,311,043.86	
		1604DR	MISSISSIPPI	KATRINA	1,199,033.82	705,580.37	
		1605DR	ALABAMA	KATRINA	175,000.00	47,251.06	
		1606DR	TEXAS	RITA	290,641.87	97,937.40	
		1607DR	LOUISIANA	RITA	752,162.58	30,693.51	
		1609DR	FLORIDA	WILMA	141,657.46	27,422.29	
		3215EM	ARKANSAS	KATRINA	5,000.00	1,125.00	
		3216EM	TEXAS	KATRINA	15,425.96	11,537.29	
		3219EM	OKLAHOMA	KATRINA			
		3229EM	NEW MEXICO	KATRINA			
		3261EM	TEXAS	RITA	50,000.00	590.39	
		26XX-SUPPLIES & MATERIALS	FLORIDA	KATRINA	77,560.70	37,991.05	
		1603DR	LOUISIANA	KATRINA	20,548,076.48	6,401,791.37	
		1604DR	MISSISSIPPI	KATRINA	9,048,173.27	5,219,282.80	
	1605DR	ALABAMA	KATRINA	3,136,551.51	1,850,850.49		
	1606DR	TEXAS	RITA	2,015,012.19	700,957.33		
	1607DR	LOUISIANA	RITA	7,069,616.44	2,796,439.49		
	1609DR	FLORIDA	WILMA	802,622.85	399,855.46		
	3212EM	LOUISIANA	KATRINA	2,000.00	1,284.11		
	3215EM	ARKANSAS	KATRINA	103,401.00	46,871.07		
	3216EM	TEXAS	KATRINA	271,829.53	197,038.79		
	3219EM	OKLAHOMA	KATRINA				
	3221EM	WEST VIRGINIA	KATRINA	94.45	94.45		
	3223EM	UTAH	KATRINA	4,000.00			
	3224EM	COLORADO	KATRINA	4,000.00	1,729.21		
	3225EM	MICHIGAN	KATRINA	2,000.00	711.67		
	3227EM	WASHINGTON	KATRINA	112.64	112.64		
	3229EM	NEW MEXICO	KATRINA	115.74	15.74		
	3232EM	MISSOURI	KATRINA	5,000.00	3,711.60		
	3261EM	TEXAS	RITA	135,500.00	22,851.20		
	31XX-EQUIPMENT	FLORIDA	KATRINA	89,500.00	26,622.00		
	1603DR	LOUISIANA	KATRINA	7,735,918.03	2,668,001.80		
	1604DR	MISSISSIPPI	KATRINA	5,599,476.98	4,115,465.00		
	1605DR	ALABAMA	KATRINA	1,003,278.92	536,706.71		
	1606DR	TEXAS	RITA	489,183.04	94,399.96		
	1607DR	LOUISIANA	RITA	1,756,743.79	53,347.55		
	1609DR	FLORIDA	WILMA	150,500.00	28,562.10		
	3215EM	ARKANSAS	KATRINA	18,700.00	8,816.91		
	3216EM	TEXAS	KATRINA	113,301.90	90,591.92		
	3219EM	OKLAHOMA	KATRINA				
	3229EM	NEW MEXICO	KATRINA				
	3261EM	TEXAS	RITA	90,000.00	38,375.82		
	MANUFACTURED HOUSING	LOUISIANA	KATRINA	50,000.00	37,369.51		
	1604DR	MISSISSIPPI	KATRINA	16,500.00	16,500.00		
	1607DR	LOUISIANA	RITA				
	US BANK Total					71,754,960.32	28,902,587.08
	CUSTOMS AND BORDER PROTECTION	2501-MISSIONS-FOS	1602DR	FLORIDA	KATRINA	11,447,424.00	6,226,283.63
		1603DR	LOUISIANA	KATRINA	28,410,525.00		
		1604DR	MISSISSIPPI	KATRINA	8,517,200.00	266,152.45	
		3216EM	TEXAS	KATRINA	500,000.00		
		3261EM	TEXAS	RITA	12,000,000.00		
	2508-MISSIONS-DFA	1604DR	MISSISSIPPI	KATRINA			
	26XX-SUPPLIES & MATERIALS	1604DR	MISSISSIPPI	KATRINA	302,730.00	302,730.00	
CUSTOMS AND BORDER PROTECTION Total					61,177,879.00	6,795,166.08	
U S DEPARTMENT OF JUSTICE	2501-MISSIONS-FOS	1603DR	LOUISIANA	KATRINA	2,764,600.00		
		1604DR	MISSISSIPPI	KATRINA	2,535,000.00		
		1609DR	FLORIDA	WILMA	45,000.00		
	2507-MISSIONS-TA	1603DR	LOUISIANA	KATRINA	150,000.00		



VENDOR ALPHA	PROGRAM NAME	PROG CODE	STATE NAME	EVENT NAME	OBLIGATIONS	EXPENDITURES
	2508-MISSIONS-DFA	1603DR	LOUISIANA	KATRINA	45,313,000.00	3,219,744.16
		1604DR	MISSISSIPPI	KATRINA	4,867,000.00	81,247.05
U S DEPARTMENT OF JUSTICE Total					55,674,600.00	3,300,991.21
CITIBANK	21XX-TRAVEL OF PEOPLE	1603DR	LOUISIANA	KATRINA	20,325,788.98	19,629,062.28
		1604DR	MISSISSIPPI	KATRINA	18,045,543.82	17,590,002.60
		1605DR	ALABAMA	KATRINA	6,097,873.06	5,398,379.31
		1606DR	TEXAS	RITA	4,878,732.44	4,875,182.44
		1607DR	LOUISIANA	RITA	1,001,842.04	1,001,842.04
		1609DR	FLORIDA	WILMA	1,001,604.05	531,468.71
		3215EM	ARKANSAS	KATRINA	273.15	273.15
		3216EM	TEXAS	KATRINA	15,561.27	15,561.27
		3221EM	WEST VIRGINIA	KATRINA	1,331.70	1,331.70
		3223EM	UTAH	KATRINA	517.85	435.70
		3234EM	SOUTH DAKOTA	KATRINA	677.25	
		3247EM	NORTH DAKOTA	KATRINA	911.85	911.85
		3248EM	CALIFORNIA	KATRINA	700.00	
		3253EM	MONTANA	KATRINA	2,161.38	1,440.92
	25XX-OTHER SERVICES	1609DR	FLORIDA	WILMA	50,000.00	
	26XX-SUPPLIES & MATERIALS	1603DR	LOUISIANA	KATRINA	412,000.00	342,301.17
		1604DR	MISSISSIPPI	KATRINA	91,000.00	29,893.34
		1605DR	ALABAMA	KATRINA	13,000.00	134.44
		1606DR	TEXAS	RITA	112,500.00	85,424.88
CITIBANK Total					52,052,018.84	49,503,645.80
Grand Total					26,924,685,686.79	13,747,165,828.09

**FINANCIAL INFORMATION TOOL
FOR HURRICANE KATRINA, RITA, & WILMA DECLARATIONS ONLY
CHRONOLOGICAL LISTING BY DECLARATION OF OBLIGATION TRANSACTIONS GREATER THAN OR EQUAL TO \$50 MILLION (GROSS OF ANY SUBSEQUENT DE-OBLIGATIONS)
AS OF 04-05-2006**

PROG CODE	STATE NAME	TRANS DATE	OBLIGATION NUMBER	VENDOR ALPHA	PROGRAM CATEGORY	OBLIGATIONS	QTY
1603DR	LOUISIANA	8/30/2005	1603DRLAMCOE-MVD 11	US ARMY CORPS OF ENGINEERS	2508-MISSIONS-DIRECT FED ASST (DFA)	50,000,000.00	1
		8/31/2005	1603DRLAMHHS 02	DEPARTMENT OF HEALTH AND HUMAN SERVICE	2501-MISSIONS-FED OPER SUP (FOS)	63,000,000.00	1
		9/3/2005	1603DRLAMCOE-MVD 05	US ARMY CORPS OF ENGINEERS	2508-MISSIONS-DIRECT FED ASST (DFA)	75,000,000.00	1
		9/4/2005	1603DRLAMCOE-MVD 07	US ARMY CORPS OF ENGINEERS	2508-MISSIONS-DIRECT FED ASST (DFA)	1,500,000,000.00	1
		9/5/2005	1603DRLAMDOD 23	DEPARTMENT OF DEFENSE	2501-MISSIONS-FED OPER SUP (FOS)	750,000,000.00	1
		9/6/2005	1603DRLAMDOD 29	DEPARTMENT OF DEFENSE	2501-MISSIONS-FED OPER SUP (FOS)	75,000,000.00	1
			1603DRLAMDOD 30	DEPARTMENT OF DEFENSE	2501-MISSIONS-FED OPER SUP (FOS)	490,000,000.00	1
			1603DRLAMDOD 31	DEPARTMENT OF DEFENSE	2501-MISSIONS-FED OPER SUP (FOS)	150,000,000.00	1
			1603DRLAMEPA 03	ENVIRONMENTAL PROTECTION AGENCY	2508-MISSIONS-DIRECT FED ASST (DFA)	75,000,000.00	1
			1603DRLATTHP 01	LA OFFICE OF HOMELAND SECURITY &	4141-RENTAL 408(a)	510,000,000.00	1
		9/8/2005	1603DRLAMDOD 40	DEPARTMENT OF DEFENSE	2501-MISSIONS-FED OPER SUP (FOS)	65,000,000.00	1
			1603DRLAP00000001	LA OFFICE OF HOMELAND SECURITY &	416X-PUBLIC ASSISTANCE (PA)	218,823,700.76	1
		9/9/2005	1603DRLATTHP 01	LA OFFICE OF HOMELAND SECURITY &	4141-RENTAL 408(a)	600,000,000.00	1
		9/10/2005	1603DRLAMCOE-MVD 21	US ARMY CORPS OF ENGINEERS	2501-MISSIONS-FED OPER SUP (FOS)	200,000,000.00	1
			1603DRLAMUSCG 07	US COAST GUARD	2501-MISSIONS-FED OPER SUP (FOS)	150,000,000.00	2
			HSFEHQ-05-D-4125	PRECISION HOMES	3199-MH-PURCHASE UNITS-CAPITALIZED	125,000,000.00	1
		9/13/2005	1603DRLAP00000001	LA OFFICE OF HOMELAND SECURITY &	416X-PUBLIC ASSISTANCE (PA)	51,293,678.90	1
			HSFEHQ-05-C-4000	GULF STREAM COACH, INC.	3190-MH-PURCHASE UNITS-NON-CAPITALIZED	99,996,000.00	1
		9/15/2005	1603DRLAMUSFS 15	USDA FOREST SERVICE	2501-MISSIONS-FED OPER SUP (FOS)	130,000,000.00	1
			1603DRLAP00000001	LA OFFICE OF HOMELAND SECURITY &	416X-PUBLIC ASSISTANCE (PA)	453,209,070.72	1
		9/16/2005	HSFE06-05-F-6232	CLEARBROOK LLC	3190-MH-PURCHASE UNITS-NON-CAPITALIZED	50,000,000.00	1
		9/17/2005	1603DRLATTHP 01	LA OFFICE OF HOMELAND SECURITY &	4141-RENTAL 408(a)	400,000,000.00	1
		9/21/2005	1603DRLAMDOT 06	DEPARTMENT OF TRANSPORTATION	2508-MISSIONS-DIRECT FED ASST (DFA)	150,000,000.00	1
		9/24/2005	1603DRLAMCOE-MVD 05	US ARMY CORPS OF ENGINEERS	2508-MISSIONS-DIRECT FED ASST (DFA)	100,000,000.00	1
		9/25/2005	1603DRLATTHP 01	LA OFFICE OF HOMELAND SECURITY &	4141-RENTAL 408(a)	1,370,400,000.00	1
		9/26/2005	HSFE04-05-F-7039	DEPARTMENT OF DEFENSE	2660-FOOD & BEVERAGES	62,930,000.00	1
		9/27/2005	HSFEHQ-05-D-4334	MORGAN BUILDINGS & SPAS, INC.	3199-MH-PURCHASE UNITS-CAPITALIZED	83,958,000.00	1
		9/28/2005	HSFEHQ-05-D-4332	CHAMPION HOME BUILDERS CO	3199-MH-PURCHASE UNITS-CAPITALIZED	59,800,000.00	1
		9/29/2005	1603DRLAMDHU 04	HOUSING & URBAN DEVELOPMENT	2508-MISSIONS-DIRECT FED ASST (DFA)	79,000,000.00	1
		10/2/2005	1603DRLATTHP 01	LA OFFICE OF HOMELAND SECURITY &	4141-RENTAL 408(a)	350,000,000.00	1
		10/3/2005	1603DRLAMEPA 03	ENVIRONMENTAL PROTECTION AGENCY	2508-MISSIONS-DIRECT FED ASST (DFA)	88,000,000.00	1
		10/8/2005	1603DRLATTHP 19	LA OFFICE OF HOMELAND SECURITY &	4149-OTHER NEEDS ASSISTANCE (ONA) AWARDS	100,000,000.00	1
		10/20/2005	1603DRLAMUSCG 09	US COAST GUARD	2508-MISSIONS-DIRECT FED ASST (DFA)	75,000,000.00	1
		10/21/2005	1603DRLAMCOE-MVD 23	US ARMY CORPS OF ENGINEERS	2508-MISSIONS-DIRECT FED ASST (DFA)	200,000,000.00	1
		10/22/2005	HSFEHQ-06-C-0024	AMERICAN RED CROSS	2580-OTHER SERVICE CONTRACTS	110,000,000.00	1
		10/31/2005	1603DRLAP00000001	LA OFFICE OF HOMELAND SECURITY &	416X-PUBLIC ASSISTANCE (PA)	88,802,983.46	1
			HSFEHQ-05-D-0471	FLUOR DANIEL INC	2591-DISASTER HOUSING RESOURCES (DHR)	62,160,091.00	1
		11/1/2005	HSFEHQ-06-F-0047	CORPORATE LODGING CONSULTANTS, INC.	2580-OTHER SERVICE CONTRACTS	105,602,464.00	1
		11/5/2005	1603DRLATTHP 01	LA OFFICE OF HOMELAND SECURITY &	4141-RENTAL 408(a)	148,000,000.00	1
			1603DRLATTHP 17	LA OFFICE OF HOMELAND SECURITY &	4147-REPLACEMENT	386,000,000.00	1
			1603DRLATTHP 19	LA OFFICE OF HOMELAND SECURITY &	4149-OTHER NEEDS ASSISTANCE (ONA) AWARDS	361,000,000.00	1
		11/18/2005	1603DRLAMDOL 00	US DEPARTMENT OF LABOR	2503-DISASTER UNEMPLOYMENT (DUA)	55,000,000.00	1
		11/23/2005	1603DRLATTHP 19	LA OFFICE OF HOMELAND SECURITY &	4149-OTHER NEEDS ASSISTANCE (ONA) AWARDS	100,000,000.00	1
		12/5/2005	1603DRLATTHP 19	LA OFFICE OF HOMELAND SECURITY &	4149-OTHER NEEDS ASSISTANCE (ONA) AWARDS	50,000,000.00	1
		12/12/2005	1603DRLAMCOE-MVD 23	US ARMY CORPS OF ENGINEERS	2508-MISSIONS-DIRECT FED ASST (DFA)	199,932,487.70	1
			1603DRLAMUSCG 09	US COAST GUARD	2508-MISSIONS-DIRECT FED ASST (DFA)	75,000,000.00	1
		12/20/2005	HSFE06-06-X-2014	ENVIRONMENTAL PROTECTION AGENCY	2589-INTERAGENCY AGREEMENTS	255,665,898.00	1
		12/23/2005	1603DRLATTHP 19	LA OFFICE OF HOMELAND SECURITY &	4149-OTHER NEEDS ASSISTANCE (ONA) AWARDS	50,000,000.00	1
		12/29/2005	1603DRLATTHP 19	LA OFFICE OF HOMELAND SECURITY &	4149-OTHER NEEDS ASSISTANCE (ONA) AWARDS	75,000,000.00	1
		12/30/2005	1603DRLATTHP 19	LA OFFICE OF HOMELAND SECURITY &	4149-OTHER NEEDS ASSISTANCE (ONA) AWARDS	90,000,000.00	1
		1/6/2006	1603DRLATTHP 01	LA OFFICE OF HOMELAND SECURITY &	4141-RENTAL 408(a)	50,000,000.00	1
		1/7/2006	EMR-2006-GB-0000	GBL'S	2213-MH-TRANSPORTATION-DISASTER	70,000,000.00	1
		1/14/2006	1603DRLATTHP 19	LA OFFICE OF HOMELAND SECURITY &	4149-OTHER NEEDS ASSISTANCE (ONA) AWARDS	100,000,000.00	1
		1/19/2006	1603DRLATTHP 01	LA OFFICE OF HOMELAND SECURITY &	4141-RENTAL 408(a)	60,000,000.00	1
1/30/2006	1603DRLATTHP 01	LA OFFICE OF HOMELAND SECURITY &	4141-RENTAL 408(a)	50,000,000.00	1		
2/7/2006	HSFEHQ-06-F-0047	CORPORATE LODGING CONSULTANTS, INC.	2580-OTHER SERVICE CONTRACTS	52,800,000.00	1		
2/16/2006	HSFEHQ-05-D-0592	CH2M HILL CONSTRUCTORS, INC.	2591-DISASTER HOUSING RESOURCES (DHR)	75,178,562.50	1		
3/1/2006	HSFEHQ-05-D-0471	FLUOR DANIEL INC	2591-DISASTER HOUSING RESOURCES (DHR)	158,488,970.76	1		

PROG CODE	STATE NAME	TRANS DATE	OBLIGATION NUMBER	VENDOR ALPHA	PROGRAM CATEGORY	OBLIGATIONS	QTY
		3/3/2006	HSFEHQ-05-D-0471	FLUOR DANIEL INC	2591-DISASTER HOUSING RESOURCES (DHR)	170,814,779.00	1
		3/15/2006	1603DRLAP00000001	LA OFFICE OF HOMELAND SECURITY &	416X-PUBLIC ASSISTANCE (PA)	55,750,323.10	1
		3/16/2006	1603DRLAMDOL 00	US DEPARTMENT OF LABOR	2503-DISASTER UNEMPLOYMENT (DUA)	91,411,844.00	1
			HSFEHQ-05-D-0573	SHAW ENVIRONMENTAL & INFRASTRUCTURE	2591-DISASTER HOUSING RESOURCES (DHR)	139,278,621.00	1
		3/20/2006	1603DRLAP00000001	LA OFFICE OF HOMELAND SECURITY &	416X-PUBLIC ASSISTANCE (PA)	170,571,862.38	2
		3/21/2006	1603DRLAP00000001	LA OFFICE OF HOMELAND SECURITY &	416X-PUBLIC ASSISTANCE (PA)	138,213,467.86	1
		3/23/2006	1603DRLAP00000001	LA OFFICE OF HOMELAND SECURITY &	416X-PUBLIC ASSISTANCE (PA)	76,350,249.12	1
		3/28/2006	1603DRLAP00000001	LA OFFICE OF HOMELAND SECURITY &	416X-PUBLIC ASSISTANCE (PA)	67,986,749.72	1
		3/31/2006	HSFEHQ-05-D-0471	FLUOR DANIEL INC	2591-DISASTER HOUSING RESOURCES (DHR)	192,710,167.00	1
1604DR	MISSISSIPPI	9/2/2005	1604DRMSMDOD 17	DEPARTMENT OF DEFENSE	2501-MISSIONS-FED OPER SUP (FOS)	220,000,000.00	2
		9/3/2005	1604DRMSMCOE-MVD 16	US ARMY CORPS OF ENGINEERS	2508-MISSIONS-DIRECT FED ASST (DFA)	80,000,000.00	1
			1604DRMSMDOD 19	DEPARTMENT OF DEFENSE	2501-MISSIONS-FED OPER SUP (FOS)	1,000,000,000.00	1
		9/4/2005	1604DRMSMCOE-MVD 11	US ARMY CORPS OF ENGINEERS	2501-MISSIONS-FED OPER SUP (FOS)	80,000,000.00	1
			1604DRMSMGSA 16	GENERAL SERVICES ADMINISTRATION	2501-MISSIONS-FED OPER SUP (FOS)	50,000,000.00	1
		9/5/2005	1604DRMSMCOE-MVD 09	US ARMY CORPS OF ENGINEERS	2508-MISSIONS-DIRECT FED ASST (DFA)	320,000,000.00	1
			1604DRMSMCOE-MVD 10	US ARMY CORPS OF ENGINEERS	2508-MISSIONS-DIRECT FED ASST (DFA)	71,000,000.00	1
			1604DRMSMCOE-MVD 11	US ARMY CORPS OF ENGINEERS	2501-MISSIONS-FED OPER SUP (FOS)	100,000,000.00	1
			1604DRMSMDOT 05	DEPARTMENT OF TRANSPORTATION	2501-MISSIONS-FED OPER SUP (FOS)	90,000,000.00	1
		9/6/2005	1604DRMSTTHP 01	MISSISSIPPI, STATE OF	4141-RENTAL 408(a)	100,000,000.00	1
		9/7/2005	1604DRMSMCOE-MVD 12	US ARMY CORPS OF ENGINEERS	2501-MISSIONS-FED OPER SUP (FOS)	180,000,000.00	1
		9/10/2005	1604DRMSMDOD 19	DEPARTMENT OF DEFENSE	2501-MISSIONS-FED OPER SUP (FOS)	500,000,000.00	1
			1604DRMSMDOD 27	DEPARTMENT OF DEFENSE	2508-MISSIONS-DIRECT FED ASST (DFA)	50,000,000.00	1
			1604DRMSTTHP 01	MISSISSIPPI, STATE OF	4141-RENTAL 408(a)	96,000,000.00	1
		9/11/2005	1604DRMSTTHP 01	MISSISSIPPI, STATE OF	4141-RENTAL 408(a)	100,000,000.00	1
		9/12/2005	1604DRMSTTHP 01	MISSISSIPPI, STATE OF	4141-RENTAL 408(a)	300,000,000.00	1
		9/17/2005	1604DRMSMCOE-MVD 25	US ARMY CORPS OF ENGINEERS	2508-MISSIONS-DIRECT FED ASST (DFA)	50,000,000.00	1
			HSFE04-05-F-7069	AMERICOLD LOGISTICS LLC	2580-OTHER SERVICE CONTRACTS	50,000,000.00	1
		9/18/2005	HSFE04-05-F-7058	DEPARTMENT OF DEFENSE	2660-FOOD & BEVERAGES	69,630,470.00	1
		9/23/2005	1604DRMSP00000001	MISSISSIPPI, STATE OF	416X-PUBLIC ASSISTANCE (PA)	105,160,104.73	1
		9/27/2005	1604DRMSTTHP 01	MISSISSIPPI, STATE OF	4141-RENTAL 408(a)	365,018,400.00	1
		10/8/2005	1604DRMSTTHP 01	MISSISSIPPI, STATE OF	4141-RENTAL 408(a)	150,000,000.00	1
		10/9/2005	1604DRMSMCOE-MVD 10	US ARMY CORPS OF ENGINEERS	2508-MISSIONS-DIRECT FED ASST (DFA)	56,000,000.00	1
		10/10/2005	1604DRMSTTHP 19	MISSISSIPPI, STATE OF	4149-OTHER NEEDS ASSISTANCE (ONA) AWARDS	50,000,000.00	1
		10/16/2005	1604DRMSMCOE-MVD 09	US ARMY CORPS OF ENGINEERS	2508-MISSIONS-DIRECT FED ASST (DFA)	300,000,000.00	1
		10/22/2005	HSFEHQ-05-D-0572	BECHTEL NATIONAL, INC.	2591-DISASTER HOUSING RESOURCES (DHR)	135,191,336.50	1
			HSFEHQ-06-C-0024	AMERICAN RED CROSS	2580-OTHER SERVICE CONTRACTS	52,500,000.00	1
		11/1/2005	HSFEHQ-06-F-0047	CORPORATE LODGING CONSULTANTS, INC.	2580-OTHER SERVICE CONTRACTS	50,401,176.00	1
		11/22/2005	1604DRMSTTHP 19	MISSISSIPPI, STATE OF	4149-OTHER NEEDS ASSISTANCE (ONA) AWARDS	50,000,000.00	1
		12/15/2005	HSFEHQ-05-D-0572	BECHTEL NATIONAL, INC.	2591-DISASTER HOUSING RESOURCES (DHR)	67,535,156.00	1
		12/19/2005	HSFEHQ-05-C-4155	CMH MANUFACTURING, INC.	3199-MH-PURCHASE UNITS-CAPITALIZED	60,935,395.00	1
		12/23/2005	HSFEHQ-05-D-0572	BECHTEL NATIONAL, INC.	2591-DISASTER HOUSING RESOURCES (DHR)	78,801,663.50	1
		1/27/2006	1604DRMSMCOE-MVD 09	US ARMY CORPS OF ENGINEERS	2508-MISSIONS-DIRECT FED ASST (DFA)	100,000,000.00	1
		3/18/2006	1604DRMSMCOE-MVD 09	US ARMY CORPS OF ENGINEERS	2508-MISSIONS-DIRECT FED ASST (DFA)	200,000,000.00	1
1605DR	ALABAMA	9/10/2005	HSFEHQ-05-C-4039	MORGAN BUILDINGS & SPAS, INC.	3199-MH-PURCHASE UNITS-CAPITALIZED	202,512,500.00	2
			HSFEHQ-05-D-4125	PRECISION HOMES	3199-MH-PURCHASE UNITS-CAPITALIZED	98,965,000.00	1
		9/12/2005	HSFEHQ-05-C-4041	GULF STREAM COACH, INC.	3199-MH-PURCHASE UNITS-CAPITALIZED	246,875,000.00	1
		9/13/2005	HSFEHQ-05-C-4000	GULF STREAM COACH, INC.	3190-MH-PURCHASE UNITS-NON-CAPITALIZED	99,068,500.00	1
		9/16/2005	HSFEHQ-05-C-4040	NORTH AMERICAN CATASTROPHE SVCS INC	3199-MH-PURCHASE UNITS-CAPITALIZED	51,400,000.00	1
		9/24/2005	1605DRALTTTHP 01	AL EMERGENCY MANAGEMENT AGENCY	4141-RENTAL 408(a)	83,709,000.00	1
		9/29/2005	1605DRALMCOE-SAD 09	US ARMY CORPS OF ENGINEERS	2508-MISSIONS-DIRECT FED ASST (DFA)	90,000,000.00	1
		9/30/2005	HSFEHQ-05-C-4128	BOURGET'S OF THE SOUTH, LLC	3190-MH-PURCHASE UNITS-NON-CAPITALIZED	88,500,000.00	1
1606DR	TEXAS	9/28/2005	1606DRTXMUSFS 02	USDA FOREST SERVICE	2501-MISSIONS-FED OPER SUP (FOS)	124,000,000.00	1
			1606DRTXTTHP 01	TX DEPARTMENT OF PUBLIC SAFETY	4141-RENTAL 408(a)	60,320,000.00	1
		9/29/2005	1606DRTXTTHP 01	TX DEPARTMENT OF PUBLIC SAFETY	4141-RENTAL 408(a)	105,000,000.00	1
			1606DRTXTTHP 19	TX DEPARTMENT OF PUBLIC SAFETY	4149-OTHER NEEDS ASSISTANCE (ONA) AWARDS	100,000,000.00	1
		9/30/2005	1606DRTXTTHP 01	TX DEPARTMENT OF PUBLIC SAFETY	4141-RENTAL 408(a)	150,000,899.00	1
		10/3/2005	1606DRTXTTHP 01	TX DEPARTMENT OF PUBLIC SAFETY	4141-RENTAL 408(a)	447,000,000.00	1
			1606DRTXTTHP 04	TX DEPARTMENT OF PUBLIC SAFETY	4143-REPAIRS	100,000,000.00	1
			1606DRTXTTHP 19	TX DEPARTMENT OF PUBLIC SAFETY	4149-OTHER NEEDS ASSISTANCE (ONA) AWARDS	200,000,000.00	1
		10/7/2005	1606DRTXIOTH	TX DEPARTMENT OF PUBLIC SAFETY	4154-OTHER NEEDS ASSISTANCE (ONA) GRANTS	200,000,000.00	1
		11/4/2005	1606DRTXMCOE-SWD 09	US ARMY CORPS OF ENGINEERS	2508-MISSIONS-DIRECT FED ASST (DFA)	65,000,000.00	1
1607DR	LOUISIANA	9/28/2005	1607DRLATTTHP 01	LA OFFICE OF HOMELAND SECURITY &	4141-RENTAL 408(a)	75,000,000.00	1
		9/30/2005	1607DRLATTTHP 01	LA OFFICE OF HOMELAND SECURITY &	4141-RENTAL 408(a)	250,000,000.00	1
		10/7/2005	1607DRLAMCOE-MVD 07	US ARMY CORPS OF ENGINEERS	2508-MISSIONS-DIRECT FED ASST (DFA)	138,000,000.00	1
			1607DRLAMCOE-MVD 09	US ARMY CORPS OF ENGINEERS	2508-MISSIONS-DIRECT FED ASST (DFA)	80,000,000.00	1

PROG CODE	STATE NAME	TRANS DATE	OBLIGATION NUMBER	VENDOR ALPHA	PROGRAM CATEGORY	OBLIGATIONS	QTY
		12/16/2005	1607DRLAMCOE-MVD 09	US ARMY CORPS OF ENGINEERS	2508-MISSIONS-DIRECT FED ASST (DFA)	113,000,000.00	1
		12/20/2005	HSFE06-06-X-2014	ENVIRONMENTAL PROTECTION AGENCY	2580-OTHER SERVICE CONTRACTS	100,686,039.00	1
1609DR	FLORIDA	10/26/2005	HSFE04-06-F-7706	DEPARTMENT OF DEFENSE	2660-FOOD & BEVERAGES	60,000,000.00	1
		10/27/2005	1609DRFLTTHP 01	FLORIDA BUREAU OF DISASTER	4141-RENTAL 408(a)	60,000,000.00	1
		11/2/2005	1609DRFLTTHP 19	FLORIDA BUREAU OF DISASTER	4149-OTHER NEEDS ASSISTANCE (ONA) AWARDS	100,000,000.00	1
		11/3/2005	1609DRFLMCOE-SAD 13	US ARMY CORPS OF ENGINEERS	2508-MISSIONS-DIRECT FED ASST (DFA)	75,000,000.00	1
		11/4/2005	1609DRFLMCOE-SAD 12	US ARMY CORPS OF ENGINEERS	2508-MISSIONS-DIRECT FED ASST (DFA)	50,000,000.00	1
		11/30/2005	1609DRFLTTHP 19	FLORIDA BUREAU OF DISASTER	4149-OTHER NEEDS ASSISTANCE (ONA) AWARDS	50,000,000.00	1
		12/1/2005	1609DRFLP00000001	FLORIDA BUREAU OF DISASTER	416X-PUBLIC ASSISTANCE (PA)	52,039,385.68	1
		12/8/2005	1609DRFLP00000001	FLORIDA BUREAU OF DISASTER	416X-PUBLIC ASSISTANCE (PA)	187,265,936.45	1
		1/24/2006	1609DRFLP00000001	FLORIDA BUREAU OF DISASTER	416X-PUBLIC ASSISTANCE (PA)	65,491,147.19	1
3216EM	TEXAS	11/11/2005	3216EMTXP00000001	TX DEPARTMENT OF PUBLIC SAFETY	416X-PUBLIC ASSISTANCE (PA)	113,611,873.65	1

FINANCIAL INFORMATION TOOL
FOR HURRICANE KATRINA, RITA, & WILMA DECLARATIONS ONLY
FEMA CREDIT CARDS ONLY *

AS OF 04-05-2006

VENDOR ALPHA	PROGRAM NAME	OBLIGATIONS	EXPENDITURES
BANK ONE DBA JPMORGAN CHASE BANK	21XX-TRAVEL OF PEOPLE		311,441.16
	25XX-OTHER SERVICES	366,247.03	
	26XX-SUPPLIES & MATERIALS	6,521,311.61	1,665,489.97
BANK ONE DBA JPMORGAN CHASE BANK Total		6,887,558.64	1,976,931.13
CITIBANK	21XX-TRAVEL OF PEOPLE	51,373,518.84	49,045,891.97
	25XX-OTHER SERVICES	50,000.00	
	26XX-SUPPLIES & MATERIALS	628,500.00	457,753.83
CITIBANK Total		52,052,018.84	49,503,645.80
US BANK	21XX-TRAVEL OF PEOPLE	594,848.90	44,283.52
	22XX-TRANSPORT OF THINGS	105,260.43	6,155.95
	23XX-RENT, COMM, UTILITIES	2,586,933.29	529,955.80
	24XX-PRINT & REPRO	2,191,372.67	688,358.71
	25XX-OTHER SERVICES	5,937,775.57	2,237,485.35
	26XX-SUPPLIES & MATERIALS	43,225,666.80	17,681,588.47
	31XX-EQUIPMENT	17,046,602.66	7,660,889.77
	MANUFACTURED HOUSING	66,500.00	53,869.51
US BANK Total		71,754,960.32	28,902,587.08
Grand Total		130,694,537.80	80,383,164.01

NAME OF CARD	PURPOSE/USES
BANK ONE DBA JPMORGAN CHASE BANK	Fleetcard for fuel, oil, etc for government vehicles
CITIBANK	Centrally billed travel
US BANK	FEMA Purchase card

* Does not include Individually Billed Travel (IBT) Credit Cards that are issued to FEMA Travelers

FINANCIAL INFORMATION TOOL
FOR HURRICANE KATRINA, RITA, & WILMA DECLARATIONS ONLY
FEMA CREDIT CARDS ONLY *
AS OF 04-05-2006 AT 7 AM

PROG CODE	STATE NAME	EVENT NAME	VENDOR ALPHA	PROGRAM NAME	OBLIGATIONS	EXPENDITURES				
1602DR	FLORIDA	KATRINA	US BANK	22XX-TRANSPORT OF THINGS	5,000.00	140.00				
				24XX-PRINT & REPRO	10,500.00					
				25XX-OTHER SERVICES	10,000.00	4,304.18				
				26XX-SUPPLIES & MATERIALS	77,560.70	37,991.05				
				31XX-EQUIPMENT	89,500.00	26,622.00				
1602DR Total					192,560.70	69,057.23				
1603DR	LOUISIANA	KATRINA	BANK ONE DBA JPMORGAN CHASE BANK	26XX-SUPPLIES & MATERIALS	3,750,770.80	502,023.98				
				CITIBANK	21XX-TRAVEL OF PEOPLE	20,325,788.98	19,629,062.28			
			US BANK	26XX-SUPPLIES & MATERIALS	412,000.00	342,301.17				
				21XX-TRAVEL OF PEOPLE	38,950.00	17,178.58				
				22XX-TRANSPORT OF THINGS	40,560.43	100.00				
				23XX-RENT, COMM, UTILITIES	1,509,690.00	329,789.33				
				24XX-PRINT & REPRO	461,724.38	23,569.01				
				25XX-OTHER SERVICES	3,298,853.88	1,311,043.86				
				26XX-SUPPLIES & MATERIALS	20,548,076.48	6,401,791.37				
				31XX-EQUIPMENT	7,735,918.03	2,668,001.80				
				MANUFACTURED HOUSING	50,000.00	37,369.51				
				1603DR Total				58,172,332.98	31,262,230.89	
				1604DR	MISSISSIPPI	KATRINA	BANK ONE DBA JPMORGAN CHASE BANK	25XX-OTHER SERVICES	283,500.00	243,290.04
26XX-SUPPLIES & MATERIALS	486,000.00	384,741.41								
CITIBANK	21XX-TRAVEL OF PEOPLE	18,045,543.82	17,590,002.60							
	26XX-SUPPLIES & MATERIALS	91,000.00	29,893.34							
US BANK	21XX-TRAVEL OF PEOPLE	43,898.90	3,226.41							
	22XX-TRANSPORT OF THINGS	6,100.00	696.00							
	23XX-RENT, COMM, UTILITIES	313,596.79	138,584.86							
	24XX-PRINT & REPRO	795,525.05	298,381.62							
	25XX-OTHER SERVICES	1,199,033.82	705,580.37							
	26XX-SUPPLIES & MATERIALS	9,048,173.27	5,219,282.80							
	31XX-EQUIPMENT	5,599,476.98	4,115,465.00							
	MANUFACTURED HOUSING	16,500.00	16,500.00							
	1604DR Total							35,928,348.63	28,745,644.45	
	1605DR	ALABAMA	KATRINA	BANK ONE DBA JPMORGAN CHASE BANK	25XX-OTHER SERVICES	82,537.03	67,942.16			
26XX-SUPPLIES & MATERIALS					867,000.00	367,247.93				
CITIBANK				21XX-TRAVEL OF PEOPLE	6,097,873.06	5,398,379.31				
				26XX-SUPPLIES & MATERIALS	13,000.00	134.44				
US BANK				21XX-TRAVEL OF PEOPLE	30,000.00	3,561.05				
				23XX-RENT, COMM, UTILITIES	69,000.00	21,505.00				
				24XX-PRINT & REPRO	218,392.00	76,108.27				
				25XX-OTHER SERVICES	175,000.00	47,251.06				
				26XX-SUPPLIES & MATERIALS	3,136,551.51	1,850,850.49				
				31XX-EQUIPMENT	1,003,278.92	536,706.71				
				1605DR Total				11,692,632.52	8,369,686.42	
				1606DR	TEXAS	RITA	BANK ONE DBA JPMORGAN CHASE BANK	21XX-TRAVEL OF PEOPLE		
								26XX-SUPPLIES & MATERIALS	615,000.00	71,443.73
CITIBANK	21XX-TRAVEL OF PEOPLE	4,878,732.44	4,875,182.44							
	26XX-SUPPLIES & MATERIALS	112,500.00	85,424.88							
US BANK	21XX-TRAVEL OF PEOPLE	400,000.00								
	22XX-TRANSPORT OF THINGS	35,000.00	849.35							
	23XX-RENT, COMM, UTILITIES	78,000.00	18,954.74							
	24XX-PRINT & REPRO	346,360.00	141,217.05							
25XX-OTHER SERVICES	290,641.87	97,937.40								
26XX-SUPPLIES & MATERIALS	2,015,012.19	700,957.33								
31XX-EQUIPMENT	489,183.04	94,399.96								
1606DR Total				9,260,429.54	6,086,366.88					

PROG CODE	STATE NAME	EVENT NAME	VENDOR ALPHA	PROGRAM NAME	OBLIGATIONS	EXPENDITURES
1607DR	LOUISIANA	RITA	BANK ONE DBA JPMORGAN CHASE BANK	26XX-SUPPLIES & MATERIALS	310,524.00	200,518.44
			CITIBANK	21XX-TRAVEL OF PEOPLE	1,001,842.04	1,001,842.04
			US BANK	21XX-TRAVEL OF PEOPLE	30,000.00	19,813.91
				23XX-RENT, COMM, UTILITIES	506,400.00	1,400.00
				24XX-PRINT & REPRO	234,000.00	70,883.02
				25XX-OTHER SERVICES	752,162.58	30,693.51
				26XX-SUPPLIES & MATERIALS	7,069,616.44	2,796,439.49
				31XX-EQUIPMENT	1,756,743.79	53,347.55
				MANUFACTURED HOUSING		
1607DR Total					11,661,288.85	4,174,937.96
1609DR	FLORIDA	WILMA	BANK ONE DBA JPMORGAN CHASE BANK	21XX-TRAVEL OF PEOPLE		
				25XX-OTHER SERVICES	210.00	208.96
				26XX-SUPPLIES & MATERIALS	490,516.81	138,014.48
			CITIBANK	21XX-TRAVEL OF PEOPLE	1,001,604.05	531,468.71
				25XX-OTHER SERVICES	50,000.00	
			US BANK	21XX-TRAVEL OF PEOPLE	51,000.00	503.57
				22XX-TRANSPORT OF THINGS		
				23XX-RENT, COMM, UTILITIES	40,459.00	7,650.84
				24XX-PRINT & REPRO	67,321.80	31,576.95
				25XX-OTHER SERVICES	141,657.46	27,422.29
				26XX-SUPPLIES & MATERIALS	802,622.85	399,855.46
31XX-EQUIPMENT	150,500.00	28,562.10				
1609DR Total					2,795,891.97	1,165,263.36
3212EM	LOUISIANA	KATRINA	US BANK	26XX-SUPPLIES & MATERIALS	2,000.00	1,284.11
3212EM Total					2,000.00	1,284.11
3215EM	ARKANSAS	KATRINA	CITIBANK	21XX-TRAVEL OF PEOPLE	273.15	273.15
			US BANK	21XX-TRAVEL OF PEOPLE	1,000.00	
				22XX-TRANSPORT OF THINGS	8,600.00	2,420.00
				23XX-RENT, COMM, UTILITIES	11,000.00	2,791.50
				24XX-PRINT & REPRO	5,150.00	2,234.46
				25XX-OTHER SERVICES	5,000.00	1,125.00
				26XX-SUPPLIES & MATERIALS	103,401.00	46,871.07
				31XX-EQUIPMENT	18,700.00	8,816.91
				3215EM Total		
3216EM	TEXAS	KATRINA	BANK ONE DBA JPMORGAN CHASE BANK	26XX-SUPPLIES & MATERIALS		
			CITIBANK	21XX-TRAVEL OF PEOPLE	15,561.27	15,561.27
			US BANK	22XX-TRANSPORT OF THINGS	10,000.00	1,950.60
				23XX-RENT, COMM, UTILITIES	8,787.50	4,546.11
				24XX-PRINT & REPRO	31,554.44	23,596.04
				25XX-OTHER SERVICES	15,425.96	11,537.29
				26XX-SUPPLIES & MATERIALS	271,829.53	197,038.79
				31XX-EQUIPMENT	113,301.90	90,591.92
3216EM Total					466,460.60	344,822.02
3219EM	OKLAHOMA	KATRINA	US BANK	23XX-RENT, COMM, UTILITIES		
				24XX-PRINT & REPRO		
				25XX-OTHER SERVICES	800.00	755.65
				26XX-SUPPLIES & MATERIALS		
				31XX-EQUIPMENT		
3219EM Total					800.00	755.65
3221EM	WEST VIRGINIA	KATRINA	CITIBANK	21XX-TRAVEL OF PEOPLE	1,331.70	1,331.70
			US BANK	26XX-SUPPLIES & MATERIALS	94.45	94.45
3221EM Total					1,426.15	1,426.15
3223EM	UTAH	KATRINA	CITIBANK	21XX-TRAVEL OF PEOPLE	517.85	435.70
			US BANK	26XX-SUPPLIES & MATERIALS	4,000.00	
3223EM Total					4,517.85	435.70
3224EM	COLORADO	KATRINA	US BANK	26XX-SUPPLIES & MATERIALS	4,000.00	1,729.21
3224EM Total					4,000.00	1,729.21
3225EM	MICHIGAN	KATRINA	US BANK	26XX-SUPPLIES & MATERIALS	2,000.00	711.67
3225EM Total					2,000.00	711.67
3227EM	WASHINGTON	KATRINA	US BANK	26XX-SUPPLIES & MATERIALS	112.64	112.64
3227EM Total					112.64	112.64

PROG CODE	STATE NAME	EVENT NAME	VENDOR ALPHA	PROGRAM NAME	OBLIGATIONS	EXPENDITURES
3229EM	NEW MEXICO	KATRINA	US BANK	23XX-RENT, COMM, UTILITIES 24XX-PRINT & REPRO 25XX-OTHER SERVICES 26XX-SUPPLIES & MATERIALS 31XX-EQUIPMENT	45.00 115.74	36.64 15.74
3229EM Total					160.74	52.38
3232EM	MISSOURI	KATRINA	US BANK	26XX-SUPPLIES & MATERIALS	5,000.00	3,711.60
3232EM Total					5,000.00	3,711.60
3234EM	SOUTH DAKOTA	KATRINA	CITIBANK	21XX-TRAVEL OF PEOPLE	677.25	
3234EM Total					677.25	
3247EM	NORTH DAKOTA	KATRINA	CITIBANK	21XX-TRAVEL OF PEOPLE	911.85	911.85
3247EM Total					911.85	911.85
3248EM	CALIFORNIA	KATRINA	CITIBANK	21XX-TRAVEL OF PEOPLE	700.00	
3248EM Total					700.00	
3253EM	MONTANA	KATRINA	CITIBANK	21XX-TRAVEL OF PEOPLE	2,161.38	1,440.92
3253EM Total					2,161.38	1,440.92
3261EM	TEXAS	RITA	BANK ONE DBA JPMORGAN CHASE BANK US BANK	26XX-SUPPLIES & MATERIALS 23XX-RENT, COMM, UTILITIES 24XX-PRINT & REPRO 25XX-OTHER SERVICES 26XX-SUPPLIES & MATERIALS 31XX-EQUIPMENT	1,500.00 50,000.00 20,000.00 50,000.00 135,500.00 90,000.00	1,500.00 4,733.42 20,000.00 590.39 22,851.20 38,375.82
3261EM Total					347,000.00	88,050.83
Grand Total					130,694,537.80	80,383,164.01

NAME OF CARD	PURPOSE/USES
BANK ONE DBA JPMORGAN CHASE BANK	Fleetcard for fuel, oil, etc for government vehicles
CITIBANK	Centrally billed travel
US BANK	FEMA Purchase card

* Does not include Individually Billed Travel (IBT) Credit Cards that are issued to FEMA Travelers

Agencies Reporting Credit Card Costs and Purchases

April 5, 2006

DHS AGENCIES	DATE REPORT RECEIVED	OBLIGATIONS	EXPENDITURES
BTS			
CBP			
FLETC	10/31/2005	180,246.86	156,339.74
IAIP			
ICE	4/4/2006	982,290.01	850,480.22
NCS			
OCFO	10/25/2005	7.88	7.88
OSLGCP			
S&T	1/10/2006	100,000.00	0.00
TSA	11/1/2005	0.00	458,317.69
USCG			
USCIS	11/8/2005	0.00	0.00
USSS	11/22/2005	0.00	0.00
TOTAL		\$ 1,262,544.75	\$ 1,465,145.53

Zeros indicate the agency reported that it had no obligations and/or expenditures as of the date indicated. Blanks indicate the agency did not submit a report.

**Other Federal Agencies Reporting Credit Card
Costs And Purchases
April 5, 2006**

OTHER FEDERAL AGENCIES	DATE REPORT RECEIVED	OBLIGATIONS	EXPENDITURES
AID	4/4/2006	0.00	0.00
ARC			
CDC			
CNCS			
COE	4/4/2006	2,525,586.87	4,003,016.57
DHUD	3/24/2006	103,276.00	72,354.00
DOC			
DOD			
DOE			
DOED			
DOI	4/4/2006	8,902,665.53	646,085.30
DOL	3/21/2006	394,469.00	367,380.23
DOS	12/7/2005	0.00	0.00
DOT			
EEOC	1/17/2006	0.00	14,394.00
EPA	1/16/2006		999,845.66
FAA			
FCC			
FCSIC			
FMSHRC	11/1/2005	0.00	0.00
GSA	4/4/2006	300,101.99	298,850.29
HHS			
MSPB			
NARA	11/8/2005	5,024.36	481.65
NASA			
NCPC			
NCUA			

OTHER FEDERAL AGENCIES	DATE REPORT RECEIVED	OBLIGATIONS	EXPENDITURES
NGA			
NLRB	12/20/2005	0.00	13,863.60
NOAA			
NRC	1/6/2006	0.00	0.00
NSF	11/4/2005	0.00	0.00
OPM			
OSHA	4/4/2006	2,294.22	2,294.22
RRB	11/7/2005	0.00	0.00
SBA	1/4/2006	0.00	0.00
SEC			
SSA			
TREAS			
TVA	11/10/2005		0.00
USDA	3/10/2006	470,124.04	23,117,160.16
USDJ			
USPC			
USPHS	11/14/2005	0.00	0.00
USPS			
VA	2/1/2006	802,971.76	802,971.76
TOTAL		\$13,506,513.77	\$30,338,697.44

Only Other Federal Agencies reporting data or zeros are included in this report. Zeros indicate the agency reported that it had no obligations and/or expenditures as of the date indicated. Blanks indicate the agency did not submit a report.

FINANCIAL INFORMATION TOOL
FOR HURRICANE KATRINA, RITA, & WILMA DECLARATIONS ONLY

AS OF 04-05-2006

PROGRAM AREA	ALLOCATIONS	OBLIGATIONS	EXPENDITURES
1-HUMAN SERVICES	14,573,792,867	12,689,145,873	10,983,676,749
2-INFRASTRUCTURE	5,339,193,712	5,205,587,199	2,166,215,635
3-MITIGATION	62,125,771	39,077,691	7,182,247
4-OPERATIONS	5,686,462,294	5,653,003,192	379,433,146
5-ADMINISTRATION	7,286,503,200	6,613,590,150	2,601,784,764
Grand Total	32,948,077,845	30,200,404,105	16,138,292,541

FINANCIAL INFORMATION TOOL
FOR HURRICANE KATRINA, RITA, & WILMA DECLARATIONS ONLY

AS OF 04-05-2006

PROGRAM AREA	PROGRAM NAME	ALLOCATIONS	OBLIGATIONS	EXPENDITURES
1-HUMAN SERVICES	2503-UNEMPLOYMENT	389,949,804	352,771,233	352,548,869
	2504-CRISIS COUNSELING-NIMH	49,762,226	25,842,532	22,627,709
	2576-LEGAL SERVICES	180,775	84,767	49,267
	2592-INSPECTIONS	287,337,154	252,247,637	187,511,798
	4149-OTHER NEEDS ASSISTANCE	1,857,070,823	1,857,070,823	1,758,271,223
	414X-HOUSING ASSISTANCE	5,153,114,879	5,152,652,508	4,948,822,477
	4152-CRISIS COUNSELING-SCC	38,858,450	33,108,350	14,767,075
	4154-OTHER NEEDS ASSISTANCE	68,880,000	68,880,000	64,174,248
	MANUFACTURED HOUSING	6,728,638,757	4,946,488,023	3,634,904,083
1-HUMAN SERVICES Total		14,573,792,867	12,689,145,873	10,983,676,749
2-INFRASTRUCTURE	2594-INSPECTIONS	352,551,100	325,945,500	84,865,721
	416X-PUBLIC ASSISTANCE	4,986,642,612	4,879,641,699	2,081,349,914
2-INFRASTRUCTURE Total		5,339,193,712	5,205,587,199	2,166,215,635
3-MITIGATION	2593-INSPECTIONS	43,888,695	22,295,915	6,938,741
	4173-HAZARD MITIGATION	18,237,076	16,781,776	243,506
3-MITIGATION Total		62,125,771	39,077,691	7,182,247
4-OPERATIONS	2507-MISSIONS-TA	43,805,756	26,529,056	568,978
	2508-MISSIONS-DFA	5,642,656,538	5,626,474,136	378,864,167
4-OPERATIONS Total		5,686,462,294	5,653,003,192	379,433,146
5-ADMINISTRATION	11XX-SALARIES & BENEFITS	359,997,881	362,167,713	362,167,713
	21XX-TRAVEL	251,465,005	235,955,796	198,390,808
	22XX-TRANSPORTION	62,509,111	52,116,963	30,496,698
	23XX-RENT, COMM, UTILITIES	292,278,106	235,181,147	141,347,370
	24XX-PRINT & REPRO	7,579,088	5,477,975	1,678,476
	2501-MISSIONS-FOS	2,872,139,501	2,848,424,076	305,055,797
	25XX-OTHER SERVICES	2,422,424,999	1,956,982,369	1,076,130,124
	26XX-SUPPLIES & MATERIALS	681,938,838	620,820,453	316,730,721
	31XX-EQUIPMENT	220,323,283	185,483,898	143,523,920
	32XX-LAND & STRUCTURES	12,035,691	7,540,270	2,109,238
4101-URBAN SEARCH & RESCUE	103,811,696	103,439,490	24,153,899	
5-ADMINISTRATION Total		7,286,503,200	6,613,590,150	2,601,784,764
Grand Total		32,948,077,845	30,200,404,105	16,138,292,541

FINANCIAL INFORMATION TOOL
FOR HURRICANE KATRINA, RITA, & WILMA DECLARATIONS ONLY

AS OF 04-05-2006

PROG CODE	STATE NAME	EVENT NAME	DECLARED	ALLOCATIONS	OBLIGATIONS	EXPENDITURES
1602DR	FLORIDA	KATRINA	8/28/2005	186,322,244	180,062,829	78,328,565
1603DR	LOUISIANA	KATRINA	8/29/2005	16,602,901,880	15,187,463,703	8,304,718,029
1604DR	MISSISSIPPI	KATRINA	8/29/2005	8,101,805,213	7,311,601,149	3,603,201,131
1605DR	ALABAMA	KATRINA	8/29/2005	1,683,550,031	1,605,855,284	1,285,138,888
1606DR	TEXAS	RITA	9/24/2005	2,061,620,665	1,846,846,013	1,026,383,201
1607DR	LOUISIANA	RITA	9/24/2005	1,682,081,018	1,572,956,858	764,415,407
1609DR	FLORIDA	WILMA	10/24/2005	1,776,314,772	1,699,570,842	670,912,292
3212EM	LOUISIANA	KATRINA	8/27/2005	8,508,058	8,508,058	667,933
3213EM	MISSISSIPPI	KATRINA	8/28/2005	2,622,585	2,622,585	87,058
3214EM	ALABAMA	KATRINA	8/28/2005	84,454	84,454	52,976
3215EM	ARKANSAS	KATRINA	9/2/2005	50,709,159	46,389,020	39,539,676
3216EM	TEXAS	KATRINA	9/2/2005	503,563,351	481,031,402	304,460,817
3217EM	TENNESSEE	KATRINA	9/5/2005	29,090,380	27,528,812	81,363
3218EM	GEORGIA	KATRINA	9/5/2005	20,992,000	20,026,649	8,412,917
3219EM	OKLAHOMA	KATRINA	9/5/2005	9,677,223	9,078,561	6,279,982
3220EM	FLORIDA	KATRINA	9/5/2005	9,202,272	7,848,091	257,724
3221EM	WEST VIRGINIA	KATRINA	9/5/2005	444,811	421,477	126,413
3222EM	NORTH CAROLINA	KATRINA	9/5/2005	2,002,261	1,970,953	1,205,390
3223EM	UTAH	KATRINA	9/5/2005	1,438,683	1,416,858	865,399
3224EM	COLORADO	KATRINA	9/5/2005	13,167,858	13,145,299	11,567,159
3225EM	MICHIGAN	KATRINA	9/7/2005	1,727,484	1,459,119	404,496
3226EM	DISTRICT OF COLUMBIA	KATRINA	9/7/2005	1,555,241	1,464,002	52,857
3227EM	WASHINGTON	KATRINA	9/7/2005	3,226,174	3,168,415	290,289
3228EM	OREGON	KATRINA	9/7/2005	2,092,300	2,085,339	297,324
3229EM	NEW MEXICO	KATRINA	9/7/2005	2,246,307	868,590	145,094
3230EM	ILLINOIS	KATRINA	9/7/2005	2,682,455	959,246	838,203
3231EM	KENTUCKY	KATRINA	9/10/2005	4,022,000	3,931,328	663,437
3232EM	MISSOURI	KATRINA	9/10/2005	2,840,745	803,562	577,421
3233EM	SOUTH CAROLINA	KATRINA	9/10/2005	3,671,915	3,320,685	2,938,590
3234EM	SOUTH DAKOTA	KATRINA	9/10/2005	344,422	321,720	202,753
3235EM	PENNSYLVANIA	KATRINA	9/10/2005	2,824,075	2,694,699	1,003,138
3236EM	KANSAS	KATRINA	9/10/2005	217,298	161,005	130,595
3237EM	ALABAMA	KATRINA	9/10/2005	3,500,000	2,476,502	954,944
3238EM	INDIANA	KATRINA	9/10/2005	4,200,856	3,841,632	1,942
3239EM	IOWA	KATRINA	9/10/2005	288,998	228,257	64,320

PROG CODE	STATE NAME	EVENT NAME	DECLARED	ALLOCATIONS	OBLIGATIONS	EXPENDITURES
3240EM	VIRGINIA	KATRINA	9/12/2005	693,010	668,433	271,350
3241EM	ARIZONA	KATRINA	9/12/2005	6,398,730	6,383,013	3,695,537
3242EM	MINNESOTA	KATRINA	9/13/2005	15,074,450	3,499,504	941,509
3243EM	NEVADA	KATRINA	9/13/2005	1,341,200	888,209	501,893
3244EM	IDAHO	KATRINA	9/13/2005	619,837	594,243	69,108
3245EM	NEBRASKA	KATRINA	9/13/2005	266,702	211,402	22,790
3246EM	CONNECTICUT	KATRINA	9/13/2005	1,063,173	409,599	22,287
3247EM	NORTH DAKOTA	KATRINA	9/13/2005	88,387	68,149	20,151
3248EM	CALIFORNIA	KATRINA	9/13/2005	968,320	676,945	555,865
3249EM	WISCONSIN	KATRINA	9/13/2005	3,575,965	3,022,152	154,921
3250EM	OHIO	KATRINA	9/13/2005	2,593,530	2,213,607	906,730
3251EM	MARYLAND	KATRINA	9/13/2005	3,106,326	1,051,834	267,516
3252EM	MASSACHUSETTS	KATRINA	9/13/2005	5,474,680	4,332,543	2,757,336
3253EM	MONTANA	KATRINA	9/13/2005	488,952	475,054	144,335
3255EM	RHODE ISLAND	KATRINA	9/19/2005	1,536,916	999,552	12,057
3256EM	MAINE	KATRINA	9/19/2005	106,000	53,927	
3257EM	NEW JERSEY	KATRINA	9/19/2005	170,293	152,118	147,482
3258EM	NEW HAMPSHIRE	KATRINA	9/19/2005	106,000	15,887	92
3259EM	FLORIDA	RITA	9/20/2005	10,045,741	9,936,086	4,911,787
3260EM	LOUISIANA	RITA	9/21/2005	275,000	275,000	
3261EM	TEXAS	RITA	9/21/2005	111,121,539	110,872,301	6,649,682
3262EM	NEW YORK	KATRINA	9/30/2005	1,292,564	1,308,667	971,947
3263EM	DELAWARE	KATRINA	9/30/2005	131,341	82,882	443
Grand Total				32,948,077,845	30,200,404,105	16,138,292,541

FINANCIAL INFORMATION TOOL
FOR HURRICANE KATRINA, RITA, & WILMA DECLARATIONS ONLY

AS OF 04-05-2006

EVENT NAME	STATE NAME	PROG CODE	DECLARED	ALLOCATIONS	OBLIGATIONS	EXPENDITURES
KATRINA	ALABAMA	1605DR	8/29/2005	1,683,550,031	1,605,855,284	1,285,138,888
		3214EM	8/28/2005	84,454	84,454	52,976
		3237EM	9/10/2005	3,500,000	2,476,502	954,944
	ARIZONA	3241EM	9/12/2005	6,398,730	6,383,013	3,695,537
	ARKANSAS	3215EM	9/2/2005	50,709,159	46,389,020	39,539,676
	CALIFORNIA	3248EM	9/13/2005	968,320	676,945	555,865
	COLORADO	3224EM	9/5/2005	13,167,858	13,145,299	11,567,159
	CONNECTICUT	3246EM	9/13/2005	1,063,173	409,599	22,287
	DELAWARE	3263EM	9/30/2005	131,341	82,882	443
	DISTRICT OF COLUMBIA	3226EM	9/7/2005	1,555,241	1,464,002	52,857
	FLORIDA	1602DR	8/28/2005	186,322,244	180,062,829	78,328,565
		3220EM	9/5/2005	9,202,272	7,848,091	257,724
	GEORGIA	3218EM	9/5/2005	20,992,000	20,026,649	8,412,917
	IDAHO	3244EM	9/13/2005	619,837	594,243	69,108
	ILLINOIS	3230EM	9/7/2005	2,682,455	959,246	838,203
	INDIANA	3238EM	9/10/2005	4,200,856	3,841,632	1,942
	IOWA	3239EM	9/10/2005	288,998	228,257	64,320
	KANSAS	3236EM	9/10/2005	217,298	161,005	130,595
	KENTUCKY	3231EM	9/10/2005	4,022,000	3,931,328	663,437
	LOUISIANA	1603DR	8/29/2005	16,602,901,880	15,187,463,703	8,304,718,029
		3212EM	8/27/2005	8,508,058	8,508,058	667,933
	MAINE	3256EM	9/19/2005	106,000	53,927	
	MARYLAND	3251EM	9/13/2005	3,106,326	1,051,834	267,516
	MASSACHUSETTS	3252EM	9/13/2005	5,474,680	4,332,543	2,757,336
	MICHIGAN	3225EM	9/7/2005	1,727,484	1,459,119	404,496
	MINNESOTA	3242EM	9/13/2005	15,074,450	3,499,504	941,509
	MISSISSIPPI	1604DR	8/29/2005	8,101,805,213	7,311,601,149	3,603,201,131
		3213EM	8/28/2005	2,622,585	2,622,585	87,058
	MISSOURI	3232EM	9/10/2005	2,840,745	803,562	577,421
	MONTANA	3253EM	9/13/2005	488,952	475,054	144,335
	NEBRASKA	3245EM	9/13/2005	266,702	211,402	22,790
	NEVADA	3243EM	9/13/2005	1,341,200	888,209	501,893
	NEW HAMPSHIRE	3258EM	9/19/2005	106,000	15,887	92
	NEW JERSEY	3257EM	9/19/2005	170,293	152,118	147,482
	NEW MEXICO	3229EM	9/7/2005	2,246,307	868,590	145,094
	NEW YORK	3262EM	9/30/2005	1,292,564	1,308,667	971,947
	NORTH CAROLINA	3222EM	9/5/2005	2,002,261	1,970,953	1,205,390
	NORTH DAKOTA	3247EM	9/13/2005	88,387	68,149	20,151
	OHIO	3250EM	9/13/2005	2,593,530	2,213,607	906,730
	OKLAHOMA	3219EM	9/5/2005	9,677,223	9,078,561	6,279,982
	OREGON	3228EM	9/7/2005	2,092,300	2,085,339	297,324
	PENNSYLVANIA	3235EM	9/10/2005	2,824,075	2,694,699	1,003,138

EVENT NAME	STATE NAME	PROG CODE	DECLARED	ALLOCATIONS	OBLIGATIONS	EXPENDITURES
	RHODE ISLAND	3255EM	9/19/2005	1,536,916	999,552	12,057
	SOUTH CAROLINA	3233EM	9/10/2005	3,671,915	3,320,685	2,938,590
	SOUTH DAKOTA	3234EM	9/10/2005	344,422	321,720	202,753
	TENNESSEE	3217EM	9/5/2005	29,090,380	27,528,812	81,363
	TEXAS	3216EM	9/2/2005	503,563,351	481,031,402	304,460,817
	UTAH	3223EM	9/5/2005	1,438,683	1,416,858	865,399
	VIRGINIA	3240EM	9/12/2005	693,010	668,433	271,350
	WASHINGTON	3227EM	9/7/2005	3,226,174	3,168,415	290,289
	WEST VIRGINIA	3221EM	9/5/2005	444,811	421,477	126,413
	WISCONSIN	3249EM	9/13/2005	3,575,965	3,022,152	154,921
KATRINA Total				27,306,619,110	24,959,947,003	13,665,020,171
RITA	FLORIDA	3259EM	9/20/2005	10,045,741	9,936,086	4,911,787
	LOUISIANA	1607DR	9/24/2005	1,682,081,018	1,572,956,858	764,415,407
		3260EM	9/21/2005	275,000	275,000	
	TEXAS	1606DR	9/24/2005	2,061,620,665	1,846,846,013	1,026,383,201
		3261EM	9/21/2005	111,121,539	110,872,301	6,649,682
RITA Total				3,865,143,963	3,540,886,259	1,802,360,078
WILMA	FLORIDA	1609DR	10/24/2005	1,776,314,772	1,699,570,842	670,912,292
WILMA Total				1,776,314,772	1,699,570,842	670,912,292
Grand Total				32,948,077,845	30,200,404,105	16,138,292,541

FINANCIAL INFORMATION TOOL
FOR HURRICANE KATRINA, RITA, & WILMA DECLARATIONS ONLY

AS OF 04-05-2006

STATE NAME	EVENT NAME	PROG CODE	DECLARED	ALLOCATIONS	OBLIGATIONS	EXPENDITURES
ALABAMA	KATRINA	1605DR	8/29/2005	1,683,550,031	1,605,855,284	1,285,138,888
		3214EM	8/28/2005	84,454	84,454	52,976
		3237EM	9/10/2005	3,500,000	2,476,502	954,944
ALABAMA Total				1,687,134,485	1,608,416,239	1,286,146,808
ARIZONA	KATRINA	3241EM	9/12/2005	6,398,730	6,383,013	3,695,537
ARIZONA Total				6,398,730	6,383,013	3,695,537
ARKANSAS	KATRINA	3215EM	9/2/2005	50,709,159	46,389,020	39,539,676
ARKANSAS Total				50,709,159	46,389,020	39,539,676
CALIFORNIA	KATRINA	3248EM	9/13/2005	968,320	676,945	555,865
CALIFORNIA Total				968,320	676,945	555,865
COLORADO	KATRINA	3224EM	9/5/2005	13,167,858	13,145,299	11,567,159
COLORADO Total				13,167,858	13,145,299	11,567,159
CONNECTICUT	KATRINA	3246EM	9/13/2005	1,063,173	409,599	22,287
CONNECTICUT Total				1,063,173	409,599	22,287
DELAWARE	KATRINA	3263EM	9/30/2005	131,341	82,882	443
DELAWARE Total				131,341	82,882	443
DISTRICT OF COLUMBIA	KATRINA	3226EM	9/7/2005	1,555,241	1,464,002	52,857
DISTRICT OF COLUMBIA Total				1,555,241	1,464,002	52,857
FLORIDA	KATRINA	1602DR	8/28/2005	186,322,244	180,062,829	78,328,565
		3220EM	9/5/2005	9,202,272	7,848,091	257,724
	RITA	3259EM	9/20/2005	10,045,741	9,936,086	4,911,787
	WILMA	1609DR	10/24/2005	1,776,314,772	1,699,570,842	670,912,292
FLORIDA Total				1,981,885,028	1,897,417,848	754,410,368
GEORGIA	KATRINA	3218EM	9/5/2005	20,992,000	20,026,649	8,412,917
GEORGIA Total				20,992,000	20,026,649	8,412,917
IDAHO	KATRINA	3244EM	9/13/2005	619,837	594,243	69,108
IDAHO Total				619,837	594,243	69,108
ILLINOIS	KATRINA	3230EM	9/7/2005	2,682,455	959,246	838,203
ILLINOIS Total				2,682,455	959,246	838,203
INDIANA	KATRINA	3238EM	9/10/2005	4,200,856	3,841,632	1,942
INDIANA Total				4,200,856	3,841,632	1,942
IOWA	KATRINA	3239EM	9/10/2005	288,998	228,257	64,320
IOWA Total				288,998	228,257	64,320
KANSAS	KATRINA	3236EM	9/10/2005	217,298	161,005	130,595
KANSAS Total				217,298	161,005	130,595
KENTUCKY	KATRINA	3231EM	9/10/2005	4,022,000	3,931,328	663,437
KENTUCKY Total				4,022,000	3,931,328	663,437
LOUISIANA	KATRINA	1603DR	8/29/2005	16,602,901,880	15,187,463,703	8,304,718,029
		3212EM	8/27/2005	8,508,058	8,508,058	667,933
	RITA	1607DR	9/24/2005	1,682,081,018	1,572,956,858	764,415,407
	3260EM	9/21/2005	275,000	275,000		

STATE NAME	EVENT NAME	PROG CODE	DECLARED	ALLOCATIONS	OBLIGATIONS	EXPENDITURES
LOUISIANA Total				18,293,765,957	16,769,203,620	9,069,801,369
MAINE	KATRINA	3256EM	9/19/2005	106,000	53,927	
MAINE Total				106,000	53,927	
MARYLAND	KATRINA	3251EM	9/13/2005	3,106,326	1,051,834	267,516
MARYLAND Total				3,106,326	1,051,834	267,516
MASSACHUSETTS	KATRINA	3252EM	9/13/2005	5,474,680	4,332,543	2,757,336
MASSACHUSETTS Total				5,474,680	4,332,543	2,757,336
MICHIGAN	KATRINA	3225EM	9/7/2005	1,727,484	1,459,119	404,496
MICHIGAN Total				1,727,484	1,459,119	404,496
MINNESOTA	KATRINA	3242EM	9/13/2005	15,074,450	3,499,504	941,509
MINNESOTA Total				15,074,450	3,499,504	941,509
MISSISSIPPI	KATRINA	1604DR	8/29/2005	8,101,805,213	7,311,601,149	3,603,201,131
		3213EM	8/28/2005	2,622,585	2,622,585	87,058
MISSISSIPPI Total				8,104,427,798	7,314,223,734	3,603,288,189
MISSOURI	KATRINA	3232EM	9/10/2005	2,840,745	803,562	577,421
MISSOURI Total				2,840,745	803,562	577,421
MONTANA	KATRINA	3253EM	9/13/2005	488,952	475,054	144,335
MONTANA Total				488,952	475,054	144,335
NEBRASKA	KATRINA	3245EM	9/13/2005	266,702	211,402	22,790
NEBRASKA Total				266,702	211,402	22,790
NEVADA	KATRINA	3243EM	9/13/2005	1,341,200	888,209	501,893
NEVADA Total				1,341,200	888,209	501,893
NEW HAMPSHIRE	KATRINA	3258EM	9/19/2005	106,000	15,887	92
NEW HAMPSHIRE Total				106,000	15,887	92
NEW JERSEY	KATRINA	3257EM	9/19/2005	170,293	152,118	147,482
NEW JERSEY Total				170,293	152,118	147,482
NEW MEXICO	KATRINA	3229EM	9/7/2005	2,246,307	868,590	145,094
NEW MEXICO Total				2,246,307	868,590	145,094
NEW YORK	KATRINA	3262EM	9/30/2005	1,292,564	1,308,667	971,947
NEW YORK Total				1,292,564	1,308,667	971,947
NORTH CAROLINA	KATRINA	3222EM	9/5/2005	2,002,261	1,970,953	1,205,390
NORTH CAROLINA Total				2,002,261	1,970,953	1,205,390
NORTH DAKOTA	KATRINA	3247EM	9/13/2005	88,387	68,149	20,151
NORTH DAKOTA Total				88,387	68,149	20,151
OHIO	KATRINA	3250EM	9/13/2005	2,593,530	2,213,607	906,730
OHIO Total				2,593,530	2,213,607	906,730
OKLAHOMA	KATRINA	3219EM	9/5/2005	9,677,223	9,078,561	6,279,982
OKLAHOMA Total				9,677,223	9,078,561	6,279,982
OREGON	KATRINA	3228EM	9/7/2005	2,092,300	2,085,339	297,324
OREGON Total				2,092,300	2,085,339	297,324
PENNSYLVANIA	KATRINA	3235EM	9/10/2005	2,824,075	2,694,699	1,003,138
PENNSYLVANIA Total				2,824,075	2,694,699	1,003,138
RHODE ISLAND	KATRINA	3255EM	9/19/2005	1,536,916	999,552	12,057
RHODE ISLAND Total				1,536,916	999,552	12,057
SOUTH CAROLINA	KATRINA	3233EM	9/10/2005	3,671,915	3,320,685	2,938,590
SOUTH CAROLINA Total				3,671,915	3,320,685	2,938,590
SOUTH DAKOTA	KATRINA	3234EM	9/10/2005	344,422	321,720	202,753

STATE NAME	EVENT NAME	PROG CODE	DECLARED	ALLOCATIONS	OBLIGATIONS	EXPENDITURES
SOUTH DAKOTA Total				344,422	321,720	202,753
TENNESSEE	KATRINA	3217EM	9/5/2005	29,090,380	27,528,812	81,363
TENNESSEE Total				29,090,380	27,528,812	81,363
TEXAS	KATRINA	3216EM	9/2/2005	503,563,351	481,031,402	304,460,817
	RITA	1606DR	9/24/2005	2,061,620,665	1,846,846,013	1,026,383,201
		3261EM	9/21/2005	111,121,539	110,872,301	6,649,682
TEXAS Total				2,676,305,555	2,438,749,716	1,337,493,700
UTAH	KATRINA	3223EM	9/5/2005	1,438,683	1,416,858	865,399
UTAH Total				1,438,683	1,416,858	865,399
VIRGINIA	KATRINA	3240EM	9/12/2005	693,010	668,433	271,350
VIRGINIA Total				693,010	668,433	271,350
WASHINGTON	KATRINA	3227EM	9/7/2005	3,226,174	3,168,415	290,289
WASHINGTON Total				3,226,174	3,168,415	290,289
WEST VIRGINIA	KATRINA	3221EM	9/5/2005	444,811	421,477	126,413
WEST VIRGINIA Total				444,811	421,477	126,413
WISCONSIN	KATRINA	3249EM	9/13/2005	3,575,965	3,022,152	154,921
WISCONSIN Total				3,575,965	3,022,152	154,921
Grand Total				32,948,077,845	30,200,404,105	16,138,292,541

FINANCIAL INFORMATION TOOL
FOR HURRICANE KATRINA, RITA, & WILMA DECLARATIONS ONLY

AS OF 04-05-2006

PROG CODE	STATE NAME	EVENT NAME	DECLARED	PROGRAM AREA	ALLOCATIONS	OBLIGATIONS	EXPENDITURES
1602DR	FLORIDA	KATRINA	8/28/2005	2-INFRASTRUCTURE 4-OPERATIONS 5-ADMINISTRATION	154,558,474 10,000 31,753,770	153,190,774 10,000 26,862,055	66,616,314 11,712,252
1602DR Total					186,322,244	180,062,829	78,328,565
1603DR	LOUISIANA	KATRINA	8/29/2005	1-HUMAN SERVICES 2-INFRASTRUCTURE 3-MITIGATION 4-OPERATIONS 5-ADMINISTRATION	8,429,696,494 2,244,006,247 22,029,394 2,973,585,001 2,933,584,744	7,374,409,427 2,234,227,089 17,344,877 2,973,776,500 2,587,705,810	6,287,440,653 733,850,590 2,758,260 147,538,254 1,133,130,272
1603DR Total					16,602,901,880	15,187,463,703	8,304,718,029
1604DR	MISSISSIPPI	KATRINA	8/29/2005	1-HUMAN SERVICES 2-INFRASTRUCTURE 3-MITIGATION 4-OPERATIONS 5-ADMINISTRATION	2,964,165,485 989,854,730 17,998,947 1,489,292,910 2,640,493,141	2,344,874,214 974,401,077 10,923,894 1,458,324,709 2,523,077,256	2,019,887,591 508,663,597 1,619,455 126,636,813 946,393,674
1604DR Total					8,101,805,213	7,311,601,149	3,603,201,131
1605DR	ALABAMA	KATRINA	8/29/2005	1-HUMAN SERVICES 2-INFRASTRUCTURE 3-MITIGATION 4-OPERATIONS 5-ADMINISTRATION	1,203,942,053 100,426,362 2,784,984 181,500,000 194,896,632	1,141,266,184 98,469,347 2,449,984 181,500,000 182,169,769	1,077,072,045 65,143,449 718,306 51,885,103 90,319,986
1605DR Total					1,683,550,031	1,605,855,284	1,285,138,888
1606DR	TEXAS	RITA	9/24/2005	1-HUMAN SERVICES 2-INFRASTRUCTURE 3-MITIGATION 4-OPERATIONS 5-ADMINISTRATION	942,918,522 277,493,900 11,578,619 238,150,000 591,479,624	857,963,187 243,163,656 2,925,652 235,467,600 507,325,918	681,654,336 138,804,466 419,715 251,253 205,253,431
1606DR Total					2,061,620,665	1,846,846,013	1,026,383,201
1607DR	LOUISIANA	RITA	9/24/2005	1-HUMAN SERVICES 2-INFRASTRUCTURE 3-MITIGATION 4-OPERATIONS 5-ADMINISTRATION	585,262,832 154,314,097 6,733,827 521,036,000 414,734,263	536,766,202 152,969,399 4,533,487 521,036,000 357,651,770	526,137,125 45,871,049 1,544,629 51,074,327 139,788,277
1607DR Total					1,682,081,018	1,572,956,858	764,415,407
1609DR	FLORIDA	WILMA	10/24/2005	1-HUMAN SERVICES 2-INFRASTRUCTURE 3-MITIGATION 4-OPERATIONS 5-ADMINISTRATION	447,807,481 763,176,700 1,000,000 234,028,384 330,302,207	433,866,659 746,964,130 899,797 234,028,384 283,811,873	391,484,998 221,777,592 121,881 747,050 56,780,771
1609DR Total					1,776,314,772	1,699,570,842	670,912,292
3212EM	LOUISIANA	KATRINA	8/27/2005	2-INFRASTRUCTURE 4-OPERATIONS 5-ADMINISTRATION	1,500,000 7,008,058	1,500,000 7,008,058	667,933
3212EM Total					8,508,058	8,508,058	667,933
3213EM	MISSISSIPPI	KATRINA	8/28/2005	2-INFRASTRUCTURE 4-OPERATIONS 5-ADMINISTRATION	2,622,585	2,622,585	87,058
3213EM Total					2,622,585	2,622,585	87,058

PROG CODE	STATE NAME	EVENT NAME	DECLARED	PROGRAM AREA	ALLOCATIONS	OBLIGATIONS	EXPENDITURES
3214EM	ALABAMA	KATRINA	8/28/2005	2-INFRASTRUCTURE 4-OPERATIONS 5-ADMINISTRATION	84,454	84,454	52,976
3214EM Total					84,454	84,454	52,976
3215EM	ARKANSAS	KATRINA	9/2/2005	2-INFRASTRUCTURE 4-OPERATIONS 5-ADMINISTRATION	43,083,900 3,500,000 4,125,259	39,266,388 3,500,000 3,622,632	36,565,341 1,300,346 2,974,335
3215EM Total					50,709,159	46,389,020	39,539,676
3216EM	TEXAS	KATRINA	9/2/2005	2-INFRASTRUCTURE 4-OPERATIONS 5-ADMINISTRATION	441,450,699 37,740,000 24,372,652	421,533,592 37,740,000 21,757,810	294,886,877 1,300,346 8,273,594
3216EM Total					503,563,351	481,031,402	304,460,817
3217EM	TENNESSEE	KATRINA	9/5/2005	2-INFRASTRUCTURE 4-OPERATIONS 5-ADMINISTRATION	29,000,000 5,000 85,380	27,438,432 5,000 85,380	81,363
3217EM Total					29,090,380	27,528,812	81,363
3218EM	GEORGIA	KATRINA	9/5/2005	2-INFRASTRUCTURE 5-ADMINISTRATION	20,900,000 92,000	19,934,649 92,000	8,412,150 767
3218EM Total					20,992,000	20,026,649	8,412,917
3219EM	OKLAHOMA	KATRINA	9/5/2005	2-INFRASTRUCTURE 5-ADMINISTRATION	9,500,313 176,910	8,916,643 161,917	6,132,487 147,495
3219EM Total					9,677,223	9,078,561	6,279,982
3220EM	FLORIDA	KATRINA	9/5/2005	2-INFRASTRUCTURE 5-ADMINISTRATION	9,200,000 2,272	7,845,819 2,272	255,452 2,272
3220EM Total					9,202,272	7,848,091	257,724
3221EM	WEST VIRGINIA	KATRINA	9/5/2005	2-INFRASTRUCTURE 5-ADMINISTRATION	321,000 123,811	315,855 105,622	20,790 105,622
3221EM Total					444,811	421,477	126,413
3222EM	NORTH CAROLINA	KATRINA	9/5/2005	2-INFRASTRUCTURE 5-ADMINISTRATION	2,000,000 2,261	1,968,692 2,261	1,205,129 261
3222EM Total					2,002,261	1,970,953	1,205,390
3223EM	UTAH	KATRINA	9/5/2005	2-INFRASTRUCTURE 4-OPERATIONS 5-ADMINISTRATION	1,314,377 5,000 119,306	1,314,376 5,000 97,482	823,457 41,942
3223EM Total					1,438,683	1,416,858	865,399
3224EM	COLORADO	KATRINA	9/5/2005	2-INFRASTRUCTURE 4-OPERATIONS 5-ADMINISTRATION	12,731,220 436,638	12,731,219 414,080	11,177,610 389,549
3224EM Total					13,167,858	13,145,299	11,567,159
3225EM	MICHIGAN	KATRINA	9/7/2005	2-INFRASTRUCTURE 5-ADMINISTRATION	1,325,000 402,484	1,122,604 336,515	167,423 237,074
3225EM Total					1,727,484	1,459,119	404,496
3226EM	DISTRICT OF COLUMBIA	KATRINA	9/7/2005	2-INFRASTRUCTURE 5-ADMINISTRATION	1,454,438 100,803	1,408,945 55,057	52,857
3226EM Total					1,555,241	1,464,002	52,857
3227EM	WASHINGTON	KATRINA	9/7/2005	2-INFRASTRUCTURE 5-ADMINISTRATION	2,865,178 360,996	2,865,175 303,240	290,289
3227EM Total					3,226,174	3,168,415	290,289
3228EM	OREGON	KATRINA	9/7/2005	2-INFRASTRUCTURE 5-ADMINISTRATION	2,047,247 45,053	2,047,243 38,096	266,191 31,133
3228EM Total					2,092,300	2,085,339	297,324
3229EM	NEW MEXICO	KATRINA	9/7/2005	2-INFRASTRUCTURE 5-ADMINISTRATION	2,139,800 106,507	798,450 70,140	79,467 65,627
3229EM Total					2,246,307	868,590	145,094

PROG CODE	STATE NAME	EVENT NAME	DECLARED	PROGRAM AREA	ALLOCATIONS	OBLIGATIONS	EXPENDITURES
3230EM	ILLINOIS	KATRINA	9/7/2005	2-INFRASTRUCTURE 5-ADMINISTRATION	2,418,578 263,877	711,125 248,120	677,253 160,950
3230EM Total					2,682,455	959,246	838,203
3231EM	KENTUCKY	KATRINA	9/10/2005	2-INFRASTRUCTURE 5-ADMINISTRATION	4,000,000 22,000	3,909,328 22,000	655,476 7,961
3231EM Total					4,022,000	3,931,328	663,437
3232EM	MISSOURI	KATRINA	9/10/2005	2-INFRASTRUCTURE 5-ADMINISTRATION	2,005,000 835,745	205,844 597,718	577,421
3232EM Total					2,840,745	803,562	577,421
3233EM	SOUTH CAROLINA	KATRINA	9/10/2005	2-INFRASTRUCTURE 5-ADMINISTRATION	3,614,915 57,000	3,263,685 57,000	2,898,501 40,089
3233EM Total					3,671,915	3,320,685	2,938,590
3234EM	SOUTH DAKOTA	KATRINA	9/10/2005	2-INFRASTRUCTURE 5-ADMINISTRATION	261,722 82,700	261,676 60,044	197,123 5,630
3234EM Total					344,422	321,720	202,753
3235EM	PENNSYLVANIA	KATRINA	9/10/2005	2-INFRASTRUCTURE 5-ADMINISTRATION	2,569,000 255,075	2,461,816 232,883	782,255 220,883
3235EM Total					2,824,075	2,694,699	1,003,138
3236EM	KANSAS	KATRINA	9/10/2005	2-INFRASTRUCTURE 5-ADMINISTRATION	161,000 56,298	160,818 187	130,408 187
3236EM Total					217,298	161,005	130,595
3237EM	ALABAMA	KATRINA	9/10/2005	2-INFRASTRUCTURE 4-OPERATIONS 5-ADMINISTRATION	2,500,000 1,000,000	1,476,502 1,000,000	954,944
3237EM Total					3,500,000	2,476,502	954,944
3238EM	INDIANA	KATRINA	9/10/2005	2-INFRASTRUCTURE 5-ADMINISTRATION	4,127,992 72,864	3,789,690 51,942	1,942
3238EM Total					4,200,856	3,841,632	1,942
3239EM	IOWA	KATRINA	9/10/2005	2-INFRASTRUCTURE 5-ADMINISTRATION	222,618 66,380	222,618 5,639	58,681 5,639
3239EM Total					288,998	228,257	64,320
3240EM	VIRGINIA	KATRINA	9/12/2005	2-INFRASTRUCTURE 5-ADMINISTRATION	562,100 130,910	561,809 106,623	164,727 106,623
3240EM Total					693,010	668,433	271,350
3241EM	ARIZONA	KATRINA	9/12/2005	2-INFRASTRUCTURE 5-ADMINISTRATION	4,113,330 2,285,400	4,113,301 2,269,712	3,524,429 171,109
3241EM Total					6,398,730	6,383,013	3,695,537
3242EM	MINNESOTA	KATRINA	9/13/2005	2-INFRASTRUCTURE 5-ADMINISTRATION	15,000,000 74,450	3,449,504 50,000	941,509
3242EM Total					15,074,450	3,499,504	941,509
3243EM	NEVADA	KATRINA	9/13/2005	2-INFRASTRUCTURE 5-ADMINISTRATION	1,000,000 341,200	568,297 319,912	289,911 211,982
3243EM Total					1,341,200	888,209	501,893
3244EM	IDAHO	KATRINA	9/13/2005	2-INFRASTRUCTURE 5-ADMINISTRATION	584,137 35,700	584,134 10,108	59,248 9,860
3244EM Total					619,837	594,243	69,108
3245EM	NEBRASKA	KATRINA	9/13/2005	2-INFRASTRUCTURE 5-ADMINISTRATION	210,100 56,602	210,100 1,302	21,489 1,302
3245EM Total					266,702	211,402	22,790
3246EM	CONNECTICUT	KATRINA	9/13/2005	2-INFRASTRUCTURE 5-ADMINISTRATION	1,000,000 63,173	353,722 55,878	22,287
3246EM Total					1,063,173	409,599	22,287
3247EM	NORTH DAKOTA	KATRINA	9/13/2005	2-INFRASTRUCTURE 5-ADMINISTRATION	88,387	68,149	20,151

PROG CODE	STATE NAME	EVENT NAME	DECLARED	PROGRAM AREA	ALLOCATIONS	OBLIGATIONS	EXPENDITURES
3247EM Total					88,387	68,149	20,151
3248EM	CALIFORNIA	KATRINA	9/13/2005	2-INFRASTRUCTURE	200,000		
				5-ADMINISTRATION	768,320	676,945	555,865
3248EM Total					968,320	676,945	555,865
3249EM	WISCONSIN	KATRINA	9/13/2005	2-INFRASTRUCTURE	3,501,228	2,970,925	153,696
				5-ADMINISTRATION	74,737	51,227	1,225
3249EM Total					3,575,965	3,022,152	154,921
3250EM	OHIO	KATRINA	9/13/2005	2-INFRASTRUCTURE	2,518,180	2,163,607	906,730
				5-ADMINISTRATION	75,350	50,000	
3250EM Total					2,593,530	2,213,607	906,730
3251EM	MARYLAND	KATRINA	9/13/2005	2-INFRASTRUCTURE	3,000,000	967,297	182,979
				5-ADMINISTRATION	106,326	84,537	84,537
3251EM Total					3,106,326	1,051,834	267,516
3252EM	MASSACHUSETTS	KATRINA	9/13/2005	2-INFRASTRUCTURE	5,250,000	4,112,011	2,569,479
				5-ADMINISTRATION	224,680	220,532	187,856
3252EM Total					5,474,680	4,332,543	2,757,336
3253EM	MONTANA	KATRINA	9/13/2005	2-INFRASTRUCTURE	400,000	397,372	116,353
				5-ADMINISTRATION	88,952	77,682	27,982
3253EM Total					488,952	475,054	144,335
3255EM	RHODE ISLAND	KATRINA	9/19/2005	2-INFRASTRUCTURE	1,500,000	969,412	
				5-ADMINISTRATION	36,916	30,141	12,057
3255EM Total					1,536,916	999,552	12,057
3256EM	MAINE	KATRINA	9/19/2005	2-INFRASTRUCTURE	100,000	47,927	
				5-ADMINISTRATION	6,000	6,000	
3256EM Total					106,000	53,927	
3257EM	NEW JERSEY	KATRINA	9/19/2005	2-INFRASTRUCTURE	120,026	120,026	116,692
				5-ADMINISTRATION	50,267	32,092	30,790
3257EM Total					170,293	152,118	147,482
3258EM	NEW HAMPSHIRE	KATRINA	9/19/2005	2-INFRASTRUCTURE	100,000	9,887	
				5-ADMINISTRATION	6,000	6,000	92
3258EM Total					106,000	15,887	92
3259EM	FLORIDA	RITA	9/20/2005	2-INFRASTRUCTURE	8,700,000	8,590,346	4,842,528
				4-OPERATIONS	10,000	10,000	
				5-ADMINISTRATION	1,335,741	1,335,741	69,260
3259EM Total					10,045,741	9,936,086	4,911,787
3260EM	LOUISIANA	RITA	9/21/2005	2-INFRASTRUCTURE			
				4-OPERATIONS	100,000	100,000	
				5-ADMINISTRATION	175,000	175,000	
3260EM Total					275,000	275,000	
3261EM	TEXAS	RITA	9/21/2005	2-INFRASTRUCTURE	5,135,000	4,885,763	4,508,601
				4-OPERATIONS	5,000,000	5,000,000	
				5-ADMINISTRATION	100,986,539	100,986,539	2,141,081
3261EM Total					111,121,539	110,872,301	6,649,682
3262EM	NEW YORK	KATRINA	9/30/2005	2-INFRASTRUCTURE	1,072,664	1,072,664	743,196
				5-ADMINISTRATION	219,900	236,003	228,750
3262EM Total					1,292,564	1,308,667	971,947
3263EM	DELAWARE	KATRINA	9/30/2005	2-INFRASTRUCTURE	82,441	82,439	
				5-ADMINISTRATION	48,900	443	443
3263EM Total					131,341	82,882	443
Grand Total					32,948,077,845	30,200,404,105	16,138,292,541

FINANCIAL INFORMATION TOOL
FOR HURRICANE KATRINA, RITA, & WILMA DECLARATIONS ONLY

AS OF 04-05-2006

PROG CODE	STATE NAME	EVENT NAME	DECLARED	PROGRAM AREA	PROGRAM NAME	ALLOCATIONS	OBLIGATIONS	EXPENDITURES
1602DR	FLORIDA	KATRINA	8/28/2005	2-INFRASTRUCTURE	2594-INSPECTIONS	7,922,400	8,184,400	5,152,047
					416X-PUBLIC ASSISTANCE	146,636,074	145,006,374	61,464,266
				2-INFRASTRUCTURE Total		154,558,474	153,190,774	66,616,314
				4-OPERATIONS	2507-MISSIONS-TA	10,000	10,000	
					2508-MISSIONS-DFA			
				4-OPERATIONS Total		10,000	10,000	
				5-ADMINISTRATION	11XX-SALARIES & BENEFITS	2,533,231	2,266,878	2,266,878
					21XX-TRAVEL	2,087,000	2,061,975	1,674,695
					22XX-TRANSPORTATION	586,000	525,020	34,470
					23XX-RENT, COMM, UTILITIES	1,677,662	1,380,275	1,151,294
					24XX-PRINT & REPRO	20,000	10,500	
					2501-MISSIONS-FOS	18,537,425	14,545,925	6,392,881
					25XX-OTHER SERVICES	5,924,696	5,744,696	122,350
	26XX-SUPPLIES & MATERIALS	236,256	232,217	37,991				
	31XX-EQUIPMENT	151,500	94,570	31,692				
5-ADMINISTRATION Total		31,753,770	26,862,055	11,712,252				
1602DR Total						186,322,244	180,062,829	78,328,565
1603DR	LOUISIANA	KATRINA	8/29/2005	1-HUMAN SERVICES	2503-UNEMPLOYMENT	292,189,802	256,039,802	256,039,802
					2504-CRISIS COUNSELING-NIMH	15,753,102	4,042,584	4,042,584
					2576-LEGAL SERVICES	165,000	30,500	
					2592-INSPECTIONS	95,715,164	86,297,443	62,433,434
					4149-OTHER NEEDS ASSISTANCE	1,194,528,988	1,194,528,988	1,176,039,921
					414X-HOUSING ASSISTANCE	3,044,771,464	3,044,830,080	3,018,381,155
					4152-CRISIS COUNSELING-SCC	20,574,070	17,572,962	6,328,354
					MANUFACTURED HOUSING	3,765,998,904	2,771,067,067	1,764,175,404
				1-HUMAN SERVICES Total		8,429,696,494	7,374,409,427	6,287,440,653
				2-INFRASTRUCTURE	2594-INSPECTIONS	189,958,900	185,074,500	46,526,207
					416X-PUBLIC ASSISTANCE	2,054,047,347	2,049,152,589	687,324,383
				2-INFRASTRUCTURE Total		2,244,006,247	2,234,227,089	733,850,590
				3-MITIGATION	2593-INSPECTIONS	11,233,976	6,549,459	2,758,260
					4173-HAZARD MITIGATION	10,795,418	10,795,418	
				3-MITIGATION Total		22,029,394	17,344,877	2,758,260
				4-OPERATIONS	2507-MISSIONS-TA	9,977,500	10,169,000	253,090
					2508-MISSIONS-DFA	2,963,607,501	2,963,607,500	147,285,164
				4-OPERATIONS Total		2,973,585,001	2,973,776,500	147,538,254
				5-ADMINISTRATION	11XX-SALARIES & BENEFITS	143,088,665	143,144,664	143,144,664
					21XX-TRAVEL	104,103,940	95,404,995	85,818,490
					22XX-TRANSPORTATION	13,364,320	12,892,728	2,190,738
					23XX-RENT, COMM, UTILITIES	198,076,000	166,861,896	104,122,440
					24XX-PRINT & REPRO	3,334,004	1,877,420	142,130
	2501-MISSIONS-FOS	738,744,987	738,568,351	15,316,761				
	25XX-OTHER SERVICES	1,206,540,269	950,217,978	484,276,788				
	26XX-SUPPLIES & MATERIALS	344,255,580	321,857,539	213,661,509				
	31XX-EQUIPMENT	123,547,918	100,382,785	70,579,214				
	32XX-LAND & STRUCTURES	7,933,620	5,902,016	874,196				
	4101-URBAN SEARCH & RESCUE	50,595,440	50,595,439	13,003,340				
5-ADMINISTRATION Total		2,933,584,744	2,587,705,810	1,133,130,272				
1603DR Total						16,602,901,880	15,187,463,703	8,304,718,029
1604DR	MISSISSIPPI	KATRINA	8/29/2005	1-HUMAN SERVICES	2503-UNEMPLOYMENT	71,750,056	71,750,000	71,750,000
					2504-CRISIS COUNSELING-NIMH	26,326,206	15,802,292	15,338,317
					2576-LEGAL SERVICES		43,492	43,492
					2592-INSPECTIONS	63,870,340	50,230,691	35,936,065
					4149-OTHER NEEDS ASSISTANCE	386,908,601	386,908,601	315,930,316
					414X-HOUSING ASSISTANCE	826,365,297	826,365,209	805,648,310
					4152-CRISIS COUNSELING-SCC	10,963,443	10,584,111	6,030,112
					MANUFACTURED HOUSING	1,577,981,542	983,189,819	769,210,980
				1-HUMAN SERVICES Total		2,964,165,485	2,344,874,214	2,019,887,591
				2-INFRASTRUCTURE	2594-INSPECTIONS	82,126,900	81,121,700	21,925,762
					416X-PUBLIC ASSISTANCE	907,727,830	893,279,377	486,737,836
				2-INFRASTRUCTURE Total		989,854,730	974,401,077	508,663,597
				3-MITIGATION	2593-INSPECTIONS	12,624,761	5,549,708	1,375,949

PROG CODE	STATE NAME	EVENT NAME	DECLARED	PROGRAM AREA	PROGRAM NAME	ALLOCATIONS	OBLIGATIONS	EXPENDITURES
					4173-HAZARD MITIGATION	5,374,186	5,374,186	243,506
					3-MITIGATION Total	17,998,947	10,923,894	1,619,455
				4-OPERATIONS	2507-MISSIONS-TA	29,013,256	11,545,056	122,758
					2508-MISSIONS-DFA	1,460,279,654	1,446,779,653	126,514,055
					4-OPERATIONS Total	1,489,292,910	1,458,324,709	126,636,813
				5-ADMINISTRATION	11XX-SALARIES & BENEFITS	108,438,241	117,063,043	117,063,043
					21XX-TRAVEL	76,244,846	71,165,922	52,407,428
					22XX-TRANSPORTION	29,400,851	26,844,175	25,888,841
					23XX-RENT, COMM, UTILITIES	54,790,651	36,823,141	19,553,280
					24XX-PRINT & REPRO	2,270,701	2,136,723	1,036,828
					2501-MISSIONS-FOS	1,471,126,606	1,467,745,045	260,382,321
					25XX-OTHER SERVICES	603,463,339	528,164,638	331,160,709
					26XX-SUPPLIES & MATERIALS	189,285,527	174,986,006	67,765,585
					31XX-EQUIPMENT	78,944,502	71,979,570	64,193,913
					32XX-LAND & STRUCTURES	1,927,846	1,568,961	1,216,749
					4101-URBAN SEARCH & RESCUE	24,600,030	24,600,030	5,724,976
					5-ADMINISTRATION Total	2,640,493,141	2,523,077,256	946,393,674
1604DR Total						8,101,805,213	7,311,601,149	3,603,201,131
1605DR	ALABAMA	KATRINA	8/29/2005	1-HUMAN SERVICES	2503-UNEMPLOYMENT	1,948,400	1,372,364	1,150,000
					2504-CRISIS COUNSELING-NIMH	4,436,110	1,203,860	
					2576-LEGAL SERVICES	5,775	5,775	5,775
					2592-INSPECTIONS	20,123,500	8,123,500	6,975,723
					4149-OTHER NEEDS ASSISTANCE	31,483,233	31,483,233	28,798,999
					414X-HOUSING ASSISTANCE	88,961,550	88,461,550	87,324,289
					4152-CRISIS COUNSELING-SCC	3,135,574	3,135,574	1,243,648
					MANUFACTURED HOUSING	1,053,847,911	1,007,480,328	951,573,612
					1-HUMAN SERVICES Total	1,203,942,053	1,141,266,184	1,077,072,045
				2-INFRASTRUCTURE	2594-INSPECTIONS	1,449,000	1,448,600	586,893
					416X-PUBLIC ASSISTANCE	98,977,362	97,020,747	64,556,556
					2-INFRASTRUCTURE Total	100,426,362	98,469,347	65,143,449
				3-MITIGATION	2593-INSPECTIONS	2,784,984	2,449,984	718,306
					3-MITIGATION Total	2,784,984	2,449,984	718,306
				4-OPERATIONS	2507-MISSIONS-TA	3,000,000	3,000,000	114,778
					2508-MISSIONS-DFA	178,500,000	178,500,000	51,770,324
					4-OPERATIONS Total	181,500,000	181,500,000	51,885,103
				5-ADMINISTRATION	11XX-SALARIES & BENEFITS	18,331,305	16,811,203	16,811,203
					21XX-TRAVEL	17,985,052	17,945,751	14,452,184
					22XX-TRANSPORTION	2,414,000	1,105,600	114,178
					23XX-RENT, COMM, UTILITIES	7,659,755	7,193,609	3,748,105
					24XX-PRINT & REPRO	386,892	282,827	103,500
					2501-MISSIONS-FOS	82,026,850	82,026,122	10,794,370
					25XX-OTHER SERVICES	57,470,362	49,034,391	39,422,584
					26XX-SUPPLIES & MATERIALS	5,250,540	4,607,352	2,325,797
					31XX-EQUIPMENT	3,371,876	3,162,914	2,548,063
					5-ADMINISTRATION Total	194,896,632	182,169,769	90,319,986
1605DR Total						1,683,550,031	1,605,855,284	1,285,138,888
1606DR	TEXAS	RITA	9/24/2005	1-HUMAN SERVICES	2503-UNEMPLOYMENT	6,982,008	6,529,529	6,529,529
					2504-CRISIS COUNSELING-NIMH		1,546,988	
					2576-LEGAL SERVICES	5,000		
					2592-INSPECTIONS	37,694,000	37,661,997	25,744,955
					4149-OTHER NEEDS ASSISTANCE			(500)
					414X-HOUSING ASSISTANCE	636,014,899	636,014,000	498,747,375
					4152-CRISIS COUNSELING-SCC	1,557,215	650,742	
					4154-OTHER NEEDS ASSISTANCE	68,880,000	68,880,000	64,174,248
					MANUFACTURED HOUSING	191,785,400	106,679,931	86,458,728
					1-HUMAN SERVICES Total	942,918,522	857,963,187	681,654,336
				2-INFRASTRUCTURE	2594-INSPECTIONS	14,543,900	11,930,400	3,599,890
					416X-PUBLIC ASSISTANCE	262,950,000	231,233,256	135,204,577
					2-INFRASTRUCTURE Total	277,493,900	243,163,656	138,804,466
				3-MITIGATION	2593-INSPECTIONS	11,399,991	2,747,024	419,715
					4173-HAZARD MITIGATION	178,628	178,628	
					3-MITIGATION Total	11,578,619	2,925,652	419,715
				4-OPERATIONS	2507-MISSIONS-TA	100,000	100,000	7,204
					2508-MISSIONS-DFA	238,050,000	235,367,600	244,049
					4-OPERATIONS Total	238,150,000	235,467,600	251,253
				5-ADMINISTRATION	11XX-SALARIES & BENEFITS	36,568,356	34,957,031	34,957,031

PROG CODE	STATE NAME	EVENT NAME	DECLARED	PROGRAM AREA	PROGRAM NAME	ALLOCATIONS	OBLIGATIONS	EXPENDITURES
					21XX-TRAVEL	26,939,250	26,249,924	23,992,886
					22XX-TRANSPORTION	2,549,000	420,000	95,226
					23XX-RENT, COMM, UTILITIES	12,502,975	9,531,762	4,703,329
					24XX-PRINT & REPRO	573,000	377,676	156,777
					2501-MISSIONS-FOS	252,489,000	251,439,000	4,339,567
					25XX-OTHER SERVICES	225,299,400	156,124,152	127,386,756
					26XX-SUPPLIES & MATERIALS	8,488,417	3,989,771	1,656,265
					31XX-EQUIPMENT	6,876,000	5,042,376	4,071,745
					4101-URBAN SEARCH & RESCUE	19,194,226	19,194,226	3,893,850
				5-ADMINISTRATION Total		591,479,624	507,325,918	205,253,431
1606DR Total						2,061,620,665	1,846,846,013	1,026,383,201
1607DR	LOUISIANA	RITA	9/24/2005	1-HUMAN SERVICES	2503-UNEMPLOYMENT	11,309,413	11,309,413	11,309,413
					2592-INSPECTIONS	27,504,750	27,504,750	20,083,760
					4149-OTHER NEEDS ASSISTANCE	96,150,000	96,150,000	94,618,866
					414X-HOUSING ASSISTANCE	400,286,669	400,286,669	398,855,966
					MANUFACTURED HOUSING	50,012,000	1,515,370	1,269,120
				1-HUMAN SERVICES Total		585,262,832	536,766,202	526,137,125
				2-INFRASTRUCTURE	2594-INSPECTIONS	3,852,000	3,852,000	241,140
					416X-PUBLIC ASSISTANCE	150,462,097	149,117,399	45,629,909
				2-INFRASTRUCTURE Total		154,314,097	152,969,399	45,871,049
				3-MITIGATION	2593-INSPECTIONS	4,844,983	4,099,943	1,544,629
					4173-HAZARD MITIGATION	1,888,844	433,544	
				3-MITIGATION Total		6,733,827	4,533,487	1,544,629
				4-OPERATIONS	2507-MISSIONS-TA	1,000,000	1,000,000	57,353
					2508-MISSIONS-DFA	520,036,000	520,036,000	51,016,975
				4-OPERATIONS Total		521,036,000	521,036,000	51,074,327
				5-ADMINISTRATION	11XX-SALARIES & BENEFITS	10,769,421	10,737,372	10,737,372
					21XX-TRAVEL	2,977,800	2,977,317	2,768,654
					22XX-TRANSPORTION	1,212,000	52,000	40,994
					23XX-RENT, COMM, UTILITIES	8,544,350	6,991,461	4,169,195
					24XX-PRINT & REPRO	550,000	463,910	78,702
					2501-MISSIONS-FOS	39,447,685	39,447,685	972,866
					25XX-OTHER SERVICES	301,850,237	253,211,543	91,033,352
					26XX-SUPPLIES & MATERIALS	41,000,770	38,630,845	28,918,792
					31XX-EQUIPMENT	3,076,000	2,053,637	65,148
					32XX-LAND & STRUCTURES	2,100,000		
					4101-URBAN SEARCH & RESCUE	3,206,000	3,086,000	1,003,203
				5-ADMINISTRATION Total		414,734,263	357,651,770	139,788,277
1607DR Total						1,682,081,018	1,572,956,858	764,415,407
1609DR	FLORIDA	WILMA	10/24/2005	1-HUMAN SERVICES	2503-UNEMPLOYMENT	5,770,125	5,770,125	5,770,125
					2504-CRISIS COUNSELING-NIMH	3,246,808	3,246,808	3,246,808
					2576-LEGAL SERVICES	5,000	5,000	
					2592-INSPECTIONS	42,429,400	42,429,256	36,337,861
					4149-OTHER NEEDS ASSISTANCE	148,000,000	148,000,000	142,883,622
					414X-HOUSING ASSISTANCE	156,715,000	156,695,000	139,865,383
					4152-CRISIS COUNSELING-SCC	2,628,148	1,164,961	1,164,961
					MANUFACTURED HOUSING	89,013,000	76,555,508	62,216,239
				1-HUMAN SERVICES Total		447,807,481	433,866,659	391,484,998
				2-INFRASTRUCTURE	2594-INSPECTIONS	44,126,700	28,110,300	4,286,306
					416X-PUBLIC ASSISTANCE	719,050,000	718,853,830	217,491,286
				2-INFRASTRUCTURE Total		763,176,700	746,964,130	221,777,592
				3-MITIGATION	2593-INSPECTIONS	1,000,000	899,797	121,881
				3-MITIGATION Total		1,000,000	899,797	121,881
				4-OPERATIONS	2507-MISSIONS-TA	700,000	700,000	13,795
					2508-MISSIONS-DFA	233,328,384	233,328,384	733,254
				4-OPERATIONS Total		234,028,384	234,028,384	747,050
				5-ADMINISTRATION	11XX-SALARIES & BENEFITS	32,973,330	30,829,459	30,829,459
					21XX-TRAVEL	13,059,700	12,745,170	11,429,043
					22XX-TRANSPORTION	12,725,440	10,225,440	2,106,497
					23XX-RENT, COMM, UTILITIES	5,871,000	3,417,760	1,866,578
					24XX-PRINT & REPRO	323,500	265,870	113,916
					2501-MISSIONS-FOS	147,029,012	132,029,012	6,634,748
					25XX-OTHER SERVICES	18,250,000	12,779,276	1,975,887
					26XX-SUPPLIES & MATERIALS	91,470,000	74,649,400	912,778
					31XX-EQUIPMENT	2,310,000	837,399	365,043
					32XX-LAND & STRUCTURES	74,225	69,293	18,292

PROG CODE	STATE NAME	EVENT NAME	DECLARED	PROGRAM AREA	PROGRAM NAME	ALLOCATIONS	OBLIGATIONS	EXPENDITURES
					4101-URBAN SEARCH & RESCUE	6,216,000	5,963,794	528,529
				5-ADMINISTRATION Total		330,302,207	283,811,873	56,780,771
1609DR Total						1,776,314,772	1,699,570,842	670,912,292
3212EM	LOUISIANA	KATRINA	8/27/2005	2-INFRASTRUCTURE	416X-PUBLIC ASSISTANCE			
				2-INFRASTRUCTURE Total				
				4-OPERATIONS	2508-MISSIONS-DFA	1,500,000	1,500,000	
				4-OPERATIONS Total		1,500,000	1,500,000	
				5-ADMINISTRATION	11XX-SALARIES & BENEFITS	1,922	1,922	1,922
					21XX-TRAVEL	5,559	5,559	5,559
					22XX-TRANSPORTION			
					23XX-RENT, COMM, UTILITIES	588,577	588,577	538,577
					24XX-PRINT & REPRO			
					2501-MISSIONS-FOS	6,370,000	6,370,000	80,590
					25XX-OTHER SERVICES	40,000	40,000	40,000
					26XX-SUPPLIES & MATERIALS	2,000	2,000	1,284
					31XX-EQUIPMENT			
				5-ADMINISTRATION Total		7,008,058	7,008,058	667,933
3212EM Total						8,508,058	8,508,058	667,933
3213EM	MISSISSIPPI	KATRINA	8/28/2005	2-INFRASTRUCTURE	416X-PUBLIC ASSISTANCE			
				2-INFRASTRUCTURE Total				
				4-OPERATIONS	2507-MISSIONS-TA			
					2508-MISSIONS-DFA			
				4-OPERATIONS Total				
				5-ADMINISTRATION	11XX-SALARIES & BENEFITS	288	288	288
					21XX-TRAVEL			
					22XX-TRANSPORTION			
					23XX-RENT, COMM, UTILITIES			
					24XX-PRINT & REPRO			
					2501-MISSIONS-FOS	2,612,457	2,612,457	86,770
					25XX-OTHER SERVICES	9,840	9,840	
					26XX-SUPPLIES & MATERIALS			
				5-ADMINISTRATION Total		2,622,585	2,622,585	87,058
3213EM Total						2,622,585	2,622,585	87,058
3214EM	ALABAMA	KATRINA	8/28/2005	2-INFRASTRUCTURE	416X-PUBLIC ASSISTANCE			
				2-INFRASTRUCTURE Total				
				4-OPERATIONS	2507-MISSIONS-TA			
					2508-MISSIONS-DFA			
				4-OPERATIONS Total				
				5-ADMINISTRATION	11XX-SALARIES & BENEFITS			
					21XX-TRAVEL			
					22XX-TRANSPORTION			
					23XX-RENT, COMM, UTILITIES	30,000	30,000	30,000
					24XX-PRINT & REPRO			
					2501-MISSIONS-FOS	31,478	31,478	
					26XX-SUPPLIES & MATERIALS			
					31XX-EQUIPMENT	22,976	22,976	22,976
				5-ADMINISTRATION Total		84,454	84,454	52,976
3214EM Total						84,454	84,454	52,976
3215EM	ARKANSAS	KATRINA	9/2/2005	2-INFRASTRUCTURE	2594-INSPECTIONS	1,583,900	1,583,900	599,952
					416X-PUBLIC ASSISTANCE	41,500,000	37,682,488	35,965,389
				2-INFRASTRUCTURE Total		43,083,900	39,266,388	36,565,341
				4-OPERATIONS	2508-MISSIONS-DFA	3,500,000	3,500,000	
				4-OPERATIONS Total		3,500,000	3,500,000	
				5-ADMINISTRATION	11XX-SALARIES & BENEFITS	1,545,653	1,316,309	1,316,309
					21XX-TRAVEL	1,400,082	1,397,149	1,333,113
					22XX-TRANSPORTION	16,100	15,100	7,053
					23XX-RENT, COMM, UTILITIES	391,644	251,644	223,500
					24XX-PRINT & REPRO	6,000	5,150	2,234
					2501-MISSIONS-FOS	580,000	465,000	7,452
					25XX-OTHER SERVICES	7,500	5,000	1,125
					26XX-SUPPLIES & MATERIALS	123,580	112,580	51,050
					31XX-EQUIPMENT	54,700	54,700	32,497
					32XX-LAND & STRUCTURES			
				5-ADMINISTRATION Total		4,125,259	3,622,632	2,974,335
3215EM Total						50,709,159	46,389,020	39,539,676
3216EM	TEXAS	KATRINA	9/2/2005	2-INFRASTRUCTURE	2594-INSPECTIONS	6,508,500	4,204,900	1,815,625

PROG CODE	STATE NAME	EVENT NAME	DECLARED	PROGRAM AREA	PROGRAM NAME	ALLOCATIONS	OBLIGATIONS	EXPENDITURES
					416X-PUBLIC ASSISTANCE	434,942,199	417,328,692	293,071,252
				2-INFRASTRUCTURE Total		441,450,699	421,533,592	294,886,877
				4-OPERATIONS	2508-MISSIONS-DFA	37,740,000	37,740,000	1,300,346
				4-OPERATIONS Total		37,740,000	37,740,000	1,300,346
				5-ADMINISTRATION	11XX-SALARIES & BENEFITS	2,634,491	2,509,875	2,509,875
					21XX-TRAVEL	3,211,405	3,092,405	2,830,623
					22XX-TRANSPORTION	234,000	34,000	17,207
					23XX-RENT, COMM, UTILITIES	2,095,492	2,061,022	1,236,338
					24XX-PRINT & REPRO	91,491	37,054	23,596
					2501-MISSIONS-FOS	11,905,000	11,905,000	7,872
					25XX-OTHER SERVICES	2,402,386	483,886	236,756
					26XX-SUPPLIES & MATERIALS	1,195,559	1,145,579	995,516
					31XX-EQUIPMENT	602,827	488,989	415,811
				5-ADMINISTRATION Total		24,372,652	21,757,810	8,273,594
3216EM Total						503,563,351	481,031,402	304,460,817
3217EM	TENNESSEE	KATRINA	9/5/2005	2-INFRASTRUCTURE	416X-PUBLIC ASSISTANCE	29,000,000	27,438,432	
				2-INFRASTRUCTURE Total		29,000,000	27,438,432	
				4-OPERATIONS	2507-MISSIONS-TA	5,000	5,000	
				4-OPERATIONS Total		5,000	5,000	
				5-ADMINISTRATION	11XX-SALARIES & BENEFITS	13,380	13,380	13,380
					21XX-TRAVEL	70,000	70,000	67,983
					22XX-TRANSPORTION			
					23XX-RENT, COMM, UTILITIES			
					24XX-PRINT & REPRO			
					2501-MISSIONS-FOS	2,000	2,000	
					26XX-SUPPLIES & MATERIALS			
				5-ADMINISTRATION Total		85,380	85,380	81,363
3217EM Total						29,090,380	27,528,812	81,363
3218EM	GEORGIA	KATRINA	9/5/2005	2-INFRASTRUCTURE	416X-PUBLIC ASSISTANCE	20,900,000	19,934,649	8,412,150
				2-INFRASTRUCTURE Total		20,900,000	19,934,649	8,412,150
				5-ADMINISTRATION	11XX-SALARIES & BENEFITS			
					21XX-TRAVEL	40,000	40,000	767
					22XX-TRANSPORTION			
					23XX-RENT, COMM, UTILITIES			
					24XX-PRINT & REPRO			
					2501-MISSIONS-FOS	52,000	52,000	
					26XX-SUPPLIES & MATERIALS			
				5-ADMINISTRATION Total		92,000	92,000	767
3218EM Total						20,992,000	20,026,649	8,412,917
3219EM	OKLAHOMA	KATRINA	9/5/2005	2-INFRASTRUCTURE	416X-PUBLIC ASSISTANCE	9,500,313	8,916,643	6,132,487
				2-INFRASTRUCTURE Total		9,500,313	8,916,643	6,132,487
				5-ADMINISTRATION	11XX-SALARIES & BENEFITS	85,951	72,604	72,604
					21XX-TRAVEL	88,459	88,459	74,081
					22XX-TRANSPORTION	500		
					23XX-RENT, COMM, UTILITIES			
					24XX-PRINT & REPRO	1,000	800	756
					25XX-OTHER SERVICES			
					26XX-SUPPLIES & MATERIALS	1,000	54	54
					31XX-EQUIPMENT			
				5-ADMINISTRATION Total		176,910	161,917	147,495
3219EM Total						9,677,223	9,078,561	6,279,982
3220EM	FLORIDA	KATRINA	9/5/2005	2-INFRASTRUCTURE	416X-PUBLIC ASSISTANCE	9,200,000	7,845,819	255,452
				2-INFRASTRUCTURE Total		9,200,000	7,845,819	255,452
				5-ADMINISTRATION	11XX-SALARIES & BENEFITS	2,272	2,272	2,272
					21XX-TRAVEL			
					22XX-TRANSPORTION			
					23XX-RENT, COMM, UTILITIES			
					24XX-PRINT & REPRO			
					2501-MISSIONS-FOS			
					26XX-SUPPLIES & MATERIALS			
				5-ADMINISTRATION Total		2,272	2,272	2,272
3220EM Total						9,202,272	7,848,091	257,724
3221EM	WEST VIRGINIA	KATRINA	9/5/2005	2-INFRASTRUCTURE	416X-PUBLIC ASSISTANCE	321,000	315,855	20,790
				2-INFRASTRUCTURE Total		321,000	315,855	20,790
				5-ADMINISTRATION	11XX-SALARIES & BENEFITS	87,195	77,226	77,226
					21XX-TRAVEL	36,522	28,302	28,302

PROG CODE	STATE NAME	EVENT NAME	DECLARED	PROGRAM AREA	PROGRAM NAME	ALLOCATIONS	OBLIGATIONS	EXPENDITURES
					22XX-TRANSPORTION 23XX-RENT, COMM, UTILITIES 24XX-PRINT & REPRO 26XX-SUPPLIES & MATERIALS			
						94	94	94
					5-ADMINISTRATION Total	123,811	105,622	105,622
3221EM Total						444,811	421,477	126,413
3222EM	NORTH CAROLINA	KATRINA	9/5/2005	2-INFRASTRUCTURE	416X-PUBLIC ASSISTANCE	2,000,000	1,968,692	1,205,129
					2-INFRASTRUCTURE Total	2,000,000	1,968,692	1,205,129
				5-ADMINISTRATION	11XX-SALARIES & BENEFITS 21XX-TRAVEL 22XX-TRANSPORTION 23XX-RENT, COMM, UTILITIES 24XX-PRINT & REPRO 2501-MISSIONS-FOS 26XX-SUPPLIES & MATERIALS	261	261	261
						2,000	2,000	
					5-ADMINISTRATION Total	2,261	2,261	261
3222EM Total						2,002,261	1,970,953	1,205,390
3223EM	UTAH	KATRINA	9/5/2005	2-INFRASTRUCTURE	416X-PUBLIC ASSISTANCE	1,314,377	1,314,376	823,457
					2-INFRASTRUCTURE Total	1,314,377	1,314,376	823,457
				4-OPERATIONS	2508-MISSIONS-DFA	5,000	5,000	
					4-OPERATIONS Total	5,000	5,000	
				5-ADMINISTRATION	11XX-SALARIES & BENEFITS 21XX-TRAVEL 22XX-TRANSPORTION 23XX-RENT, COMM, UTILITIES 24XX-PRINT & REPRO 26XX-SUPPLIES & MATERIALS	35,606 76,700	17,728 75,754	17,728 24,214
						7,000	4,000	
					5-ADMINISTRATION Total	119,306	97,482	41,942
3223EM Total						1,438,683	1,416,858	865,399
3224EM	COLORADO	KATRINA	9/5/2005	2-INFRASTRUCTURE	416X-PUBLIC ASSISTANCE	12,731,220	12,731,219	11,177,610
					2-INFRASTRUCTURE Total	12,731,220	12,731,219	11,177,610
				4-OPERATIONS	2508-MISSIONS-DFA			
					4-OPERATIONS Total			
				5-ADMINISTRATION	11XX-SALARIES & BENEFITS 21XX-TRAVEL 22XX-TRANSPORTION 23XX-RENT, COMM, UTILITIES 24XX-PRINT & REPRO 2501-MISSIONS-FOS 26XX-SUPPLIES & MATERIALS	319,847 109,291 500	300,789 109,291	300,789 87,031
						7,000	4,000	1,729
					5-ADMINISTRATION Total	436,638	414,080	389,549
3224EM Total						13,167,858	13,145,299	11,567,159
3225EM	MICHIGAN	KATRINA	9/7/2005	2-INFRASTRUCTURE	416X-PUBLIC ASSISTANCE	1,325,000	1,122,604	167,423
					2-INFRASTRUCTURE Total	1,325,000	1,122,604	167,423
				5-ADMINISTRATION	11XX-SALARIES & BENEFITS 21XX-TRAVEL 22XX-TRANSPORTION 23XX-RENT, COMM, UTILITIES 24XX-PRINT & REPRO 26XX-SUPPLIES & MATERIALS 31XX-EQUIPMENT	182,984 215,500 1,000	144,015 190,000 500	144,015 91,854 493
						2,000 1,000	2,000	712
					5-ADMINISTRATION Total	402,484	336,515	237,074
3225EM Total						1,727,484	1,459,119	404,496
3226EM	DISTRICT OF COLUMBIA	KATRINA	9/7/2005	2-INFRASTRUCTURE	416X-PUBLIC ASSISTANCE	1,454,438	1,408,945	
					2-INFRASTRUCTURE Total	1,454,438	1,408,945	
				5-ADMINISTRATION	11XX-SALARIES & BENEFITS 21XX-TRAVEL 22XX-TRANSPORTION 23XX-RENT, COMM, UTILITIES 24XX-PRINT & REPRO 26XX-SUPPLIES & MATERIALS	54,856 45,947	15,430 39,627	15,430 37,427
					5-ADMINISTRATION Total	100,803	55,057	52,857
3226EM Total						1,555,241	1,464,002	52,857
3227EM	WASHINGTON	KATRINA	9/7/2005	2-INFRASTRUCTURE	416X-PUBLIC ASSISTANCE	2,865,178	2,865,175	
					2-INFRASTRUCTURE Total	2,865,178	2,865,175	
				5-ADMINISTRATION	11XX-SALARIES & BENEFITS	261,665	223,480	223,480

PROG CODE	STATE NAME	EVENT NAME	DECLARED	PROGRAM AREA	PROGRAM NAME	ALLOCATIONS	OBLIGATIONS	EXPENDITURES
					21XX-TRAVEL	99,218	79,648	66,697
					22XX-TRANSPORTION			
					23XX-RENT, COMM, UTILITIES			
					24XX-PRINT & REPRO			
					26XX-SUPPLIES & MATERIALS	113	113	113
					5-ADMINISTRATION Total	360,996	303,240	290,289
3227EM Total						3,226,174	3,168,415	290,289
3228EM	OREGON	KATRINA	9/7/2005	2-INFRASTRUCTURE	416X-PUBLIC ASSISTANCE	2,047,247	2,047,243	266,191
					2-INFRASTRUCTURE Total	2,047,247	2,047,243	266,191
				5-ADMINISTRATION	11XX-SALARIES & BENEFITS	24,131	17,674	17,674
					21XX-TRAVEL	20,922	20,422	13,459
					22XX-TRANSPORTION			
					23XX-RENT, COMM, UTILITIES			
					24XX-PRINT & REPRO			
					26XX-SUPPLIES & MATERIALS			
					5-ADMINISTRATION Total	45,053	38,096	31,133
3228EM Total						2,092,300	2,085,339	297,324
3229EM	NEW MEXICO	KATRINA	9/7/2005	2-INFRASTRUCTURE	2594-INSPECTIONS	139,800	95,700	79,467
					416X-PUBLIC ASSISTANCE	2,000,000	702,750	
					2-INFRASTRUCTURE Total	2,139,800	798,450	79,467
				5-ADMINISTRATION	11XX-SALARIES & BENEFITS	56,149	25,737	25,737
					21XX-TRAVEL	44,242	44,242	39,837
					22XX-TRANSPORTION	2,500		
					23XX-RENT, COMM, UTILITIES			
					24XX-PRINT & REPRO	500	45	37
					25XX-OTHER SERVICES			
					26XX-SUPPLIES & MATERIALS	3,116	116	16
					31XX-EQUIPMENT			
					5-ADMINISTRATION Total	106,507	70,140	65,627
3229EM Total						2,246,307	868,590	145,094
3230EM	ILLINOIS	KATRINA	9/7/2005	2-INFRASTRUCTURE	416X-PUBLIC ASSISTANCE	2,418,578	711,125	677,253
					2-INFRASTRUCTURE Total	2,418,578	711,125	677,253
				5-ADMINISTRATION	11XX-SALARIES & BENEFITS	125,581	113,638	113,638
					21XX-TRAVEL	138,296	134,483	47,313
					22XX-TRANSPORTION			
					23XX-RENT, COMM, UTILITIES			
					24XX-PRINT & REPRO			
					26XX-SUPPLIES & MATERIALS			
					5-ADMINISTRATION Total	263,877	248,120	160,950
3230EM Total						2,682,455	959,246	838,203
3231EM	KENTUCKY	KATRINA	9/10/2005	2-INFRASTRUCTURE	416X-PUBLIC ASSISTANCE	4,000,000	3,909,328	655,476
					2-INFRASTRUCTURE Total	4,000,000	3,909,328	655,476
				5-ADMINISTRATION	11XX-SALARIES & BENEFITS			
					21XX-TRAVEL	20,000	20,000	7,961
					22XX-TRANSPORTION			
					23XX-RENT, COMM, UTILITIES			
					24XX-PRINT & REPRO			
					2501-MISSIONS-FOS	2,000	2,000	
					26XX-SUPPLIES & MATERIALS			
					5-ADMINISTRATION Total	22,000	22,000	7,961
3231EM Total						4,022,000	3,931,328	663,437
3232EM	MISSOURI	KATRINA	9/10/2005	2-INFRASTRUCTURE	416X-PUBLIC ASSISTANCE	2,005,000	205,844	
					2-INFRASTRUCTURE Total	2,005,000	205,844	
				5-ADMINISTRATION	11XX-SALARIES & BENEFITS	498,522	372,546	372,546
					21XX-TRAVEL	320,723	214,172	200,164
					22XX-TRANSPORTION	1,000	1,000	1,000
					23XX-RENT, COMM, UTILITIES			
					24XX-PRINT & REPRO	500		
					2501-MISSIONS-FOS	5,000	5,000	
					26XX-SUPPLIES & MATERIALS	10,000	5,000	3,712
					5-ADMINISTRATION Total	835,745	597,718	577,421
3232EM Total						2,840,745	803,562	577,421
3233EM	SOUTH CAROLINA	KATRINA	9/10/2005	2-INFRASTRUCTURE	416X-PUBLIC ASSISTANCE	3,614,915	3,263,685	2,898,501
					2-INFRASTRUCTURE Total	3,614,915	3,263,685	2,898,501
				5-ADMINISTRATION	11XX-SALARIES & BENEFITS			
					21XX-TRAVEL	55,000	55,000	40,089

PROG CODE	STATE NAME	EVENT NAME	DECLARED	PROGRAM AREA	PROGRAM NAME	ALLOCATIONS	OBLIGATIONS	EXPENDITURES
					22XX-TRANSPORTION 23XX-RENT, COMM, UTILITIES 24XX-PRINT & REPRO 2501-MISSIONS-FOS 26XX-SUPPLIES & MATERIALS	2,000	2,000	
				5-ADMINISTRATION Total		57,000	57,000	40,089
3233EM Total						3,671,915	3,320,685	2,938,590
3234EM	SOUTH DAKOTA	KATRINA	9/10/2005	2-INFRASTRUCTURE	416X-PUBLIC ASSISTANCE	261,722	261,676	197,123
				2-INFRASTRUCTURE Total		261,722	261,676	197,123
				5-ADMINISTRATION	11XX-SALARIES & BENEFITS 21XX-TRAVEL 22XX-TRANSPORTION 23XX-RENT, COMM, UTILITIES 24XX-PRINT & REPRO 26XX-SUPPLIES & MATERIALS	20,700 60,000	60,044	5,630
				5-ADMINISTRATION Total		82,700	60,044	5,630
3234EM Total						344,422	321,720	202,753
3235EM	PENNSYLVANIA	KATRINA	9/10/2005	2-INFRASTRUCTURE	416X-PUBLIC ASSISTANCE	2,569,000	2,461,816	782,255
				2-INFRASTRUCTURE Total		2,569,000	2,461,816	782,255
				5-ADMINISTRATION	11XX-SALARIES & BENEFITS 21XX-TRAVEL 22XX-TRANSPORTION 23XX-RENT, COMM, UTILITIES 24XX-PRINT & REPRO 26XX-SUPPLIES & MATERIALS	153,646 101,429	141,952 90,932	141,952 78,932
				5-ADMINISTRATION Total		255,075	232,883	220,883
3235EM Total						2,824,075	2,694,699	1,003,138
3236EM	KANSAS	KATRINA	9/10/2005	2-INFRASTRUCTURE	416X-PUBLIC ASSISTANCE	161,000	160,818	130,408
				2-INFRASTRUCTURE Total		161,000	160,818	130,408
				5-ADMINISTRATION	11XX-SALARIES & BENEFITS 21XX-TRAVEL 22XX-TRANSPORTION 23XX-RENT, COMM, UTILITIES 24XX-PRINT & REPRO 26XX-SUPPLIES & MATERIALS	55,298 500 500	187	187
				5-ADMINISTRATION Total		56,298	187	187
3236EM Total						217,298	161,005	130,595
3237EM	ALABAMA	KATRINA	9/10/2005	2-INFRASTRUCTURE	416X-PUBLIC ASSISTANCE	2,500,000	1,476,502	954,944
				2-INFRASTRUCTURE Total		2,500,000	1,476,502	954,944
				4-OPERATIONS	2508-MISSIONS-DFA	1,000,000	1,000,000	
				4-OPERATIONS Total		1,000,000	1,000,000	
				5-ADMINISTRATION	11XX-SALARIES & BENEFITS 21XX-TRAVEL 22XX-TRANSPORTION 23XX-RENT, COMM, UTILITIES 24XX-PRINT & REPRO 26XX-SUPPLIES & MATERIALS			
				5-ADMINISTRATION Total				
3237EM Total						3,500,000	2,476,502	954,944
3238EM	INDIANA	KATRINA	9/10/2005	2-INFRASTRUCTURE	416X-PUBLIC ASSISTANCE	4,127,992	3,789,690	
				2-INFRASTRUCTURE Total		4,127,992	3,789,690	
				5-ADMINISTRATION	11XX-SALARIES & BENEFITS 21XX-TRAVEL 22XX-TRANSPORTION 23XX-RENT, COMM, UTILITIES 24XX-PRINT & REPRO 26XX-SUPPLIES & MATERIALS	12,264 60,600	1,942 50,000	1,942
				5-ADMINISTRATION Total		72,864	51,942	1,942
3238EM Total						4,200,856	3,841,632	1,942
3239EM	IOWA	KATRINA	9/10/2005	2-INFRASTRUCTURE	416X-PUBLIC ASSISTANCE	222,618	222,618	58,681
				2-INFRASTRUCTURE Total		222,618	222,618	58,681
				5-ADMINISTRATION	11XX-SALARIES & BENEFITS 21XX-TRAVEL 22XX-TRANSPORTION 23XX-RENT, COMM, UTILITIES 24XX-PRINT & REPRO	10,350 55,030	712 4,928	712 4,928
				5-ADMINISTRATION Total		500		

PROG CODE	STATE NAME	EVENT NAME	DECLARED	PROGRAM AREA	PROGRAM NAME	ALLOCATIONS	OBLIGATIONS	EXPENDITURES
					26XX-SUPPLIES & MATERIALS	500		
				5-ADMINISTRATION Total		66,380	5,639	5,639
3239EM Total						288,998	228,257	64,320
3240EM	VIRGINIA	KATRINA	9/12/2005	2-INFRASTRUCTURE	2594-INSPECTIONS	339,100	339,100	52,433
					416X-PUBLIC ASSISTANCE	223,000	222,709	112,294
				2-INFRASTRUCTURE Total		562,100	561,809	164,727
				5-ADMINISTRATION	11XX-SALARIES & BENEFITS	102,910	95,886	95,886
					21XX-TRAVEL	28,000	10,737	10,737
					22XX-TRANSPORTION			
					23XX-RENT, COMM, UTILITIES			
					24XX-PRINT & REPRO			
					26XX-SUPPLIES & MATERIALS			
				5-ADMINISTRATION Total		130,910	106,623	106,623
3240EM Total						693,010	668,433	271,350
3241EM	ARIZONA	KATRINA	9/12/2005	2-INFRASTRUCTURE	416X-PUBLIC ASSISTANCE	4,113,330	4,113,301	3,524,429
				2-INFRASTRUCTURE Total		4,113,330	4,113,301	3,524,429
				5-ADMINISTRATION	11XX-SALARIES & BENEFITS	60,120	58,472	58,472
					21XX-TRAVEL	225,280	211,240	112,456
					22XX-TRANSPORTION			
					23XX-RENT, COMM, UTILITIES			
					24XX-PRINT & REPRO			
					2501-MISSIONS-FOS	2,000,000	2,000,000	181
					26XX-SUPPLIES & MATERIALS			
				5-ADMINISTRATION Total		2,285,400	2,269,712	171,109
3241EM Total						6,398,730	6,383,013	3,695,537
3242EM	MINNESOTA	KATRINA	9/13/2005	2-INFRASTRUCTURE	416X-PUBLIC ASSISTANCE	15,000,000	3,449,504	941,509
				2-INFRASTRUCTURE Total		15,000,000	3,449,504	941,509
				5-ADMINISTRATION	11XX-SALARIES & BENEFITS	11,150		
					21XX-TRAVEL	63,300	50,000	
					22XX-TRANSPORTION			
					23XX-RENT, COMM, UTILITIES			
					24XX-PRINT & REPRO			
					26XX-SUPPLIES & MATERIALS			
				5-ADMINISTRATION Total		74,450	50,000	
3242EM Total						15,074,450	3,499,504	941,509
3243EM	NEVADA	KATRINA	9/13/2005	2-INFRASTRUCTURE	416X-PUBLIC ASSISTANCE	1,000,000	568,297	289,911
				2-INFRASTRUCTURE Total		1,000,000	568,297	289,911
				5-ADMINISTRATION	11XX-SALARIES & BENEFITS	85,860	84,212	84,212
					21XX-TRAVEL	255,340	235,700	127,770
					22XX-TRANSPORTION			
					23XX-RENT, COMM, UTILITIES			
					24XX-PRINT & REPRO			
					26XX-SUPPLIES & MATERIALS			
				5-ADMINISTRATION Total		341,200	319,912	211,982
3243EM Total						1,341,200	888,209	501,893
3244EM	IDAHO	KATRINA	9/13/2005	2-INFRASTRUCTURE	416X-PUBLIC ASSISTANCE	584,137	584,134	59,248
				2-INFRASTRUCTURE Total		584,137	584,134	59,248
				5-ADMINISTRATION	11XX-SALARIES & BENEFITS	20,700	5,965	5,965
					21XX-TRAVEL	15,000	4,143	3,894
					22XX-TRANSPORTION			
					23XX-RENT, COMM, UTILITIES			
					24XX-PRINT & REPRO			
					26XX-SUPPLIES & MATERIALS			
				5-ADMINISTRATION Total		35,700	10,108	9,860
3244EM Total						619,837	594,243	69,108
3245EM	NEBRASKA	KATRINA	9/13/2005	2-INFRASTRUCTURE	416X-PUBLIC ASSISTANCE	210,100	210,100	21,489
				2-INFRASTRUCTURE Total		210,100	210,100	21,489
				5-ADMINISTRATION	11XX-SALARIES & BENEFITS			
					21XX-TRAVEL	55,602	1,302	1,302
					22XX-TRANSPORTION			
					23XX-RENT, COMM, UTILITIES			
					24XX-PRINT & REPRO	500		
					26XX-SUPPLIES & MATERIALS	500		
				5-ADMINISTRATION Total		56,602	1,302	1,302
3245EM Total						266,702	211,402	22,790
3246EM	CONNECTICUT	KATRINA	9/13/2005	2-INFRASTRUCTURE	416X-PUBLIC ASSISTANCE	1,000,000	353,722	

PROG CODE	STATE NAME	EVENT NAME	DECLARED	PROGRAM AREA	PROGRAM NAME	ALLOCATIONS	OBLIGATIONS	EXPENDITURES
				2-INFRASTRUCTURE Total		1,000,000	353,722	
				5-ADMINISTRATION	11XX-SALARIES & BENEFITS	23,373	16,078	16,078
					21XX-TRAVEL	39,800	39,800	6,209
					22XX-TRANSPORTION			
					23XX-RENT, COMM, UTILITIES			
					24XX-PRINT & REPRO			
					26XX-SUPPLIES & MATERIALS			
				5-ADMINISTRATION Total		63,173	55,878	22,287
3246EM Total						1,063,173	409,599	22,287
3247EM	NORTH DAKOTA	KATRINA	9/13/2005	2-INFRASTRUCTURE	416X-PUBLIC ASSISTANCE			
				2-INFRASTRUCTURE Total				
				5-ADMINISTRATION	11XX-SALARIES & BENEFITS	20,700	3,462	3,462
					21XX-TRAVEL	63,454	63,454	16,689
					22XX-TRANSPORTION	500		
					23XX-RENT, COMM, UTILITIES			
					24XX-PRINT & REPRO			
					25XX-OTHER SERVICES	1,233	1,233	
					26XX-SUPPLIES & MATERIALS	2,500		
				5-ADMINISTRATION Total		88,387	68,149	20,151
3247EM Total						88,387	68,149	20,151
3248EM	CALIFORNIA	KATRINA	9/13/2005	2-INFRASTRUCTURE	416X-PUBLIC ASSISTANCE	200,000		
				2-INFRASTRUCTURE Total		200,000		
				5-ADMINISTRATION	11XX-SALARIES & BENEFITS	338,820	303,065	303,065
					21XX-TRAVEL	429,500	373,880	252,800
					22XX-TRANSPORTION			
					23XX-RENT, COMM, UTILITIES			
					24XX-PRINT & REPRO			
					26XX-SUPPLIES & MATERIALS			
				5-ADMINISTRATION Total		768,320	676,945	555,865
3248EM Total						968,320	676,945	555,865
3249EM	WISCONSIN	KATRINA	9/13/2005	2-INFRASTRUCTURE	416X-PUBLIC ASSISTANCE	3,501,228	2,970,925	153,696
				2-INFRASTRUCTURE Total		3,501,228	2,970,925	153,696
				5-ADMINISTRATION	11XX-SALARIES & BENEFITS	11,437	1,137	1,137
					21XX-TRAVEL	63,300	50,090	88
					22XX-TRANSPORTION			
					23XX-RENT, COMM, UTILITIES			
					24XX-PRINT & REPRO			
					26XX-SUPPLIES & MATERIALS			
				5-ADMINISTRATION Total		74,737	51,227	1,225
3249EM Total						3,575,965	3,022,152	154,921
3250EM	OHIO	KATRINA	9/13/2005	2-INFRASTRUCTURE	416X-PUBLIC ASSISTANCE	2,518,180	2,163,607	906,730
				2-INFRASTRUCTURE Total		2,518,180	2,163,607	906,730
				5-ADMINISTRATION	11XX-SALARIES & BENEFITS	12,050		
					21XX-TRAVEL	63,300	50,000	
					22XX-TRANSPORTION			
					23XX-RENT, COMM, UTILITIES			
					24XX-PRINT & REPRO			
					26XX-SUPPLIES & MATERIALS			
				5-ADMINISTRATION Total		75,350	50,000	
3250EM Total						2,593,530	2,213,607	906,730
3251EM	MARYLAND	KATRINA	9/13/2005	2-INFRASTRUCTURE	416X-PUBLIC ASSISTANCE	3,000,000	967,297	182,979
				2-INFRASTRUCTURE Total		3,000,000	967,297	182,979
				5-ADMINISTRATION	11XX-SALARIES & BENEFITS	44,214	30,169	30,169
					21XX-TRAVEL	62,112	54,368	54,368
					22XX-TRANSPORTION			
					23XX-RENT, COMM, UTILITIES			
					24XX-PRINT & REPRO			
					26XX-SUPPLIES & MATERIALS			
				5-ADMINISTRATION Total		106,326	84,537	84,537
3251EM Total						3,106,326	1,051,834	267,516
3252EM	MASSACHUSETTS	KATRINA	9/13/2005	2-INFRASTRUCTURE	416X-PUBLIC ASSISTANCE	5,250,000	4,112,011	2,569,479
				2-INFRASTRUCTURE Total		5,250,000	4,112,011	2,569,479
				5-ADMINISTRATION	11XX-SALARIES & BENEFITS	134,480	130,332	130,332
					21XX-TRAVEL	89,200	89,200	57,524
					22XX-TRANSPORTION	1,000	1,000	
					23XX-RENT, COMM, UTILITIES			

PROG CODE	STATE NAME	EVENT NAME	DECLARED	PROGRAM AREA	PROGRAM NAME	ALLOCATIONS	OBLIGATIONS	EXPENDITURES
					24XX-PRINT & REPRO 26XX-SUPPLIES & MATERIALS			
				5-ADMINISTRATION Total		224,680	220,532	187,856
3252EM Total						5,474,680	4,332,543	2,757,336
3253EM	MONTANA	KATRINA	9/13/2005	2-INFRASTRUCTURE	416X-PUBLIC ASSISTANCE	400,000	397,372	116,353
				2-INFRASTRUCTURE Total		400,000	397,372	116,353
				5-ADMINISTRATION	11XX-SALARIES & BENEFITS 21XX-TRAVEL 22XX-TRANSPORTION 23XX-RENT, COMM, UTILITIES 24XX-PRINT & REPRO 26XX-SUPPLIES & MATERIALS	26,452 60,000	20,657 57,025	20,657 7,325
				5-ADMINISTRATION Total		88,952	77,682	27,982
3253EM Total						488,952	475,054	144,335
3255EM	RHODE ISLAND	KATRINA	9/19/2005	2-INFRASTRUCTURE	416X-PUBLIC ASSISTANCE	1,500,000	969,412	
				2-INFRASTRUCTURE Total		1,500,000	969,412	
				5-ADMINISTRATION	11XX-SALARIES & BENEFITS 21XX-TRAVEL 22XX-TRANSPORTION 23XX-RENT, COMM, UTILITIES 24XX-PRINT & REPRO 26XX-SUPPLIES & MATERIALS	10,916 26,000	4,141 26,000	4,141 7,916
				5-ADMINISTRATION Total		36,916	30,141	12,057
3255EM Total						1,536,916	999,552	12,057
3256EM	MAINE	KATRINA	9/19/2005	2-INFRASTRUCTURE	416X-PUBLIC ASSISTANCE	100,000	47,927	
				2-INFRASTRUCTURE Total		100,000	47,927	
				5-ADMINISTRATION	11XX-SALARIES & BENEFITS 21XX-TRAVEL 22XX-TRANSPORTION 23XX-RENT, COMM, UTILITIES 24XX-PRINT & REPRO 26XX-SUPPLIES & MATERIALS	6,000	6,000	
				5-ADMINISTRATION Total		6,000	6,000	
3256EM Total						106,000	53,927	
3257EM	NEW JERSEY	KATRINA	9/19/2005	2-INFRASTRUCTURE	416X-PUBLIC ASSISTANCE	120,026	120,026	116,692
				2-INFRASTRUCTURE Total		120,026	120,026	116,692
				5-ADMINISTRATION	11XX-SALARIES & BENEFITS 21XX-TRAVEL 22XX-TRANSPORTION 23XX-RENT, COMM, UTILITIES 24XX-PRINT & REPRO 26XX-SUPPLIES & MATERIALS	31,601 18,466 200	29,526 2,366 200	29,526 1,264
				5-ADMINISTRATION Total		50,267	32,092	30,790
3257EM Total						170,293	152,118	147,482
3258EM	NEW HAMPSHIRE	KATRINA	9/19/2005	2-INFRASTRUCTURE	416X-PUBLIC ASSISTANCE	100,000	9,887	
				2-INFRASTRUCTURE Total		100,000	9,887	
				5-ADMINISTRATION	11XX-SALARIES & BENEFITS 21XX-TRAVEL 22XX-TRANSPORTION 23XX-RENT, COMM, UTILITIES 24XX-PRINT & REPRO 26XX-SUPPLIES & MATERIALS	6,000	6,000	92
				5-ADMINISTRATION Total		6,000	6,000	92
3258EM Total						106,000	15,887	92
3259EM	FLORIDA	RITA	9/20/2005	2-INFRASTRUCTURE	416X-PUBLIC ASSISTANCE	8,700,000	8,590,346	4,842,528
				2-INFRASTRUCTURE Total		8,700,000	8,590,346	4,842,528
				4-OPERATIONS	2508-MISSIONS-DFA	10,000	10,000	
				4-OPERATIONS Total		10,000	10,000	
				5-ADMINISTRATION	11XX-SALARIES & BENEFITS 21XX-TRAVEL 22XX-TRANSPORTION 23XX-RENT, COMM, UTILITIES 24XX-PRINT & REPRO 2501-MISSIONS-FOS 26XX-SUPPLIES & MATERIALS	19,741 80,000 1,236,000	19,741 80,000 1,236,000	19,741 25,060 24,459
				5-ADMINISTRATION Total		1,335,741	1,335,741	69,260

PROG CODE	STATE NAME	EVENT NAME	DECLARED	PROGRAM AREA	PROGRAM NAME	ALLOCATIONS	OBLIGATIONS	EXPENDITURES				
3259EM Total						10,045,741	9,936,086	4,911,787				
3260EM	LOUISIANA	RITA	9/21/2005	2-INFRASTRUCTURE	416X-PUBLIC ASSISTANCE							
				2-INFRASTRUCTURE Total								
				4-OPERATIONS	2508-MISSIONS-DFA	100,000	100,000					
				4-OPERATIONS Total		100,000	100,000					
				5-ADMINISTRATION	11XX-SALARIES & BENEFITS 21XX-TRAVEL 22XX-TRANSPORTION 23XX-RENT, COMM, UTILITIES 24XX-PRINT & REPRO 2501-MISSIONS-FOS 26XX-SUPPLIES & MATERIALS	175,000	175,000					
				5-ADMINISTRATION Total		175,000	175,000					
3260EM Total						275,000	275,000					
3261EM	TEXAS	RITA	9/21/2005	2-INFRASTRUCTURE	416X-PUBLIC ASSISTANCE	5,135,000	4,885,763	4,508,601				
				2-INFRASTRUCTURE Total		5,135,000	4,885,763	4,508,601				
				4-OPERATIONS	2508-MISSIONS-DFA	5,000,000	5,000,000					
				4-OPERATIONS Total		5,000,000	5,000,000					
				5-ADMINISTRATION	11XX-SALARIES & BENEFITS 21XX-TRAVEL 22XX-TRANSPORTION 23XX-RENT, COMM, UTILITIES 24XX-PRINT & REPRO 2501-MISSIONS-FOS 25XX-OTHER SERVICES 26XX-SUPPLIES & MATERIALS 31XX-EQUIPMENT	18,793 13,238 50,000 20,000 97,763,000 1,165,737 591,787 1,363,983	18,793 13,238 50,000 20,000 97,763,000 1,165,737 591,787 1,363,983	18,793 13,238 4,733 20,000 14,958 473,816 397,723 1,197,819				
				5-ADMINISTRATION Total		100,986,539	100,986,539	2,141,081				
				3261EM Total						111,121,539	110,872,301	6,649,682
				3262EM	NEW YORK	KATRINA	9/30/2005	2-INFRASTRUCTURE	416X-PUBLIC ASSISTANCE	1,072,664	1,072,664	743,196
								2-INFRASTRUCTURE Total		1,072,664	1,072,664	743,196
								5-ADMINISTRATION	11XX-SALARIES & BENEFITS 21XX-TRAVEL 22XX-TRANSPORTION	148,900 70,800 200	166,649 69,154 200	166,649 62,101
5-ADMINISTRATION Total		219,900	236,003					228,750				
3262EM Total								1,292,564	1,308,667	971,947		
3263EM	DELAWARE	KATRINA	9/30/2005	2-INFRASTRUCTURE	416X-PUBLIC ASSISTANCE	82,441	82,439					
				2-INFRASTRUCTURE Total		82,441	82,439					
				5-ADMINISTRATION	11XX-SALARIES & BENEFITS 21XX-TRAVEL	45,400 3,500		443				
				5-ADMINISTRATION Total		48,900	443	443				
3263EM Total						131,341	82,882	443				
Grand Total						32,948,077,845	30,200,404,105	16,138,292,541				

FINANCIAL INFORMATION TOOL
FOR HURRICANE KATRINA, RITA, & WILMA DECLARATIONS ONLY
MISSION ASSIGNMENTS ONLY

AS OF 04-05-2006

AGENCY	OBLIGATIONS	EXPENDITURES
AID	17,354,000	13,561
APHIS	400,000	
ARC	95,000	11,159
BIA	317,600	
BTS	200,000	
BUREC	2,089,000	
CBP	42,957,949	6,226,284
CDC	19,903,500	
CIA	200,000	
CNCS	5,905,500	
COE-LRD	15,000	
COE-MVD	4,186,505,516	279,853,858
COE-NAD		
COE-SAD	475,562,000	68,365,837
COE-SWD	265,635,000	3,511,565
DHUD	83,065,000	32,429,030
DOC	1,400,000	
DOD	1,175,623,889	210,920,407
DOE	505,000	
DOED	230,000	
DOI	1,297,784	
DOL	325,000	17,938
DOS	55,000	
DOT	508,274,213	56,039,570
EEOC	200,000	
EPA	366,871,200	7,383,550
FAA		
FCC	200,000	
FCSIC	200,000	
FLETC	460,103	438,223
FMSHRC	200,000	
FNS	20,000	
FPS	216,438,685	961,463
GSA	78,658,268	293,571
HHS	254,322,800	

AGENCY	OBLIGATIONS	EXPENDITURES
IAIP	214,000	
ICE	36,417,200	266,152
MSPB	2,000	
NAR	625,000	
NASA	450,000	
NCPC	20,000	
NCS	13,220,685	102,381
NCUA		
NGA	1,310,000	
NLRB	240,000	48,259
NOAA	4,655,000	
NPS	157,000	
NRC	200,000	
NSF	200,000	
OCFO	210,000	
OPM	615,000	
OSHA	21,225,000	
OSLGCP	200,000	
RRB	25,000	5,419
S&T	100,000	
SBA	200,000	
SCS	11,800	
SEC	2,000	
SSA	1,225,000	200,000
TREAS	2,190,650	61,714
TSA	455,000	
TVA	9,867,451	2,198,750
USCG	242,540,501	11,162,254
USCIS	910,000	
USDA	19,360,500	
USDJ	55,674,600	3,300,991
USFS	365,030,288	812
USFWS		
USGS	507,300	
USPC	5,697,217	546,985
USPHS		
USPS	2,098,270	129,208
USSS	8,800	
VA	10,075,000	
Grand Total	8,501,427,269	684,488,943

**FINANCIAL INFORMATION TOOL
FOR HURRICANE KATRINA, RITA, & WILMA DECLARATIONS ONLY
MISSION ASSIGNMENTS ONLY
AS OF 04-05-2006 AT 7 AM**

PROG CODE	STATE NAME	EVENT NAME	AGENCY	PROGRAM NAME	OBLIGATIONS	EXPENDITURES
1602DR	FLORIDA	KATRINA	CBP	2501-MISSIONS-FOS	11,447,424	6,226,284
			COE-SAD	2501-MISSIONS-FOS	335,000	36,685
			DOD	2501-MISSIONS-FOS	100,000	
			DOE	2501-MISSIONS-FOS	10,000	
			DOT	2501-MISSIONS-FOS	2,018,500	129,913
			EPA	2501-MISSIONS-FOS	20,000	
			GSA	2501-MISSIONS-FOS	155,000	
			HHS	2501-MISSIONS-FOS	365,000	
			NCS	2501-MISSIONS-FOS	10,000	
			USCG	2501-MISSIONS-FOS	1	
			USDA	2501-MISSIONS-FOS	10,000	
				2507-MISSIONS-TA	10,000	
				USFS	2501-MISSIONS-FOS	75,000
1602DR Total					14,555,925	6,392,881
1603DR	LOUISIANA	KATRINA	APHIS	2501-MISSIONS-FOS	368,000	
				2508-MISSIONS-DFA	12,000	
			ARC	2501-MISSIONS-FOS	50,000	11,159
			BUREC	2501-MISSIONS-FOS	1,089,000	
			CBP	2501-MISSIONS-FOS	16,005,525	
			CDC	2508-MISSIONS-DFA	17,228,500	
			CNCS	2501-MISSIONS-FOS	2,400,000	
			COE-MVD	2501-MISSIONS-FOS	47,273,364	2,625,154
				2507-MISSIONS-TA	7,180,000	253,090
				2508-MISSIONS-DFA	2,070,992,000	54,901,782
			DHUD	2501-MISSIONS-FOS	3,695,000	872,238
				2508-MISSIONS-DFA	79,000,000	31,556,792
			DOC	2501-MISSIONS-FOS	150,000	
			DOD	2501-MISSIONS-FOS	270,475,000	10,035,735
				2507-MISSIONS-TA	271,500	
				2508-MISSIONS-DFA	24,812,000	
			DOE	2501-MISSIONS-FOS	80,000	
			DOED	2508-MISSIONS-DFA		
			DOI	2501-MISSIONS-FOS	269,000	
			DOL	2501-MISSIONS-FOS		
			DOS	2501-MISSIONS-FOS	55,000	
			DOT	2501-MISSIONS-FOS	71,193,000	72,495
				2508-MISSIONS-DFA	256,000,000	46,444,592
			EPA	2501-MISSIONS-FOS	22,517,000	
				2507-MISSIONS-TA	2,500,000	
				2508-MISSIONS-DFA	197,000,000	
			FNS	2501-MISSIONS-FOS	20,000	
			FPS	2501-MISSIONS-FOS	132,651,820	619,180
				2507-MISSIONS-TA		
				2508-MISSIONS-DFA		
			GSA	2501-MISSIONS-FOS	2,805,000	64,864
				2508-MISSIONS-DFA		
			HHS	2501-MISSIONS-FOS	515,000	
2507-MISSIONS-TA	30,000					
2508-MISSIONS-DFA	78,150,000					
ICE	2501-MISSIONS-FOS	12,405,000				

PROG CODE	STATE NAME	EVENT NAME	AGENCY	PROGRAM NAME	OBLIGATIONS	EXPENDITURES
				2508-MISSIONS-DFA	18,500,000	
			NAR	2508-MISSIONS-DFA	600,000	
			NCS	2501-MISSIONS-FOS	3,900,000	102,381
				2508-MISSIONS-DFA	1,000,000	
			NGA	2501-MISSIONS-FOS	520,000	
			NOAA	2501-MISSIONS-FOS	1,750,000	
			OCFO	2501-MISSIONS-FOS	10,000	
			OSHA	2501-MISSIONS-FOS	125,000	
			SBA	2501-MISSIONS-FOS		
			TREAS	2501-MISSIONS-FOS	110,000	
			TVA	2501-MISSIONS-FOS	1,937,772	830,284
				2508-MISSIONS-DFA		
			USCG	2501-MISSIONS-FOS	3,275,000	
				2507-MISSIONS-TA	37,500	
				2508-MISSIONS-DFA	165,000,000	11,162,254
			USDA	2501-MISSIONS-FOS	1,176,000	
				2508-MISSIONS-DFA	10,000,000	
			USDJ	2501-MISSIONS-FOS	2,764,600	
				2507-MISSIONS-TA	150,000	
				2508-MISSIONS-DFA	45,313,000	3,219,744
			USFS	2501-MISSIONS-FOS	138,600,000	
				2508-MISSIONS-DFA		
			USGS	2501-MISSIONS-FOS	250,000	
			USPHS	2501-MISSIONS-FOS		
			USPS	2501-MISSIONS-FOS	83,270	83,270
			VA	2501-MISSIONS-FOS	50,000	
1603DR Total					3,712,344,851	162,855,015
1604DR	MISSISSIPPI	KATRINA	AID	2501-MISSIONS-FOS	17,314,000	10,734
			BTS	2501-MISSIONS-FOS	200,000	
			CBP	2501-MISSIONS-FOS	3,505,000	
				2508-MISSIONS-DFA		
			CNCS	2501-MISSIONS-FOS	7,500	
				2508-MISSIONS-DFA	1,508,000	
			COE-LRD	2501-MISSIONS-FOS	15,000	
			COE-MVD	2501-MISSIONS-FOS	454,575,740	54,990,569
				2507-MISSIONS-TA	243,256	122,758
				2508-MISSIONS-DFA	1,221,755,595	115,722,463
			COE-SAD	2501-MISSIONS-FOS		
			DHUD	2501-MISSIONS-FOS	150,000	
			DOC	2501-MISSIONS-FOS	1,000,000	
				2507-MISSIONS-TA	50,000	
			DOD	2501-MISSIONS-FOS	770,195,044	196,447,323
				2508-MISSIONS-DFA	54,950,345	4,429,246
			DOE	2501-MISSIONS-FOS	270,000	
			DOED	2501-MISSIONS-FOS	205,000	
			DOI	2501-MISSIONS-FOS	995,400	
			DOL	2501-MISSIONS-FOS	325,000	17,938
			DOS	2501-MISSIONS-FOS		
			DOT	2501-MISSIONS-FOS	56,292,000	5,985,192
				2507-MISSIONS-TA	50,000	
				2508-MISSIONS-DFA	3,353,213	
			EEOC	2501-MISSIONS-FOS	200,000	
			EPA	2501-MISSIONS-FOS	2,529,200	523,135
				2507-MISSIONS-TA	10,300,000	
				2508-MISSIONS-DFA	57,000,000	6,245,237

PROG CODE	STATE NAME	EVENT NAME	AGENCY	PROGRAM NAME	OBLIGATIONS	EXPENDITURES
			FAA	2501-MISSIONS-FOS		
			FCC	2501-MISSIONS-FOS	200,000	
			FCSIC	2501-MISSIONS-FOS	200,000	
			FLETC	2501-MISSIONS-FOS	460,103	438,223
			FMSHRC	2501-MISSIONS-FOS	200,000	
			FPS	2501-MISSIONS-FOS	28,452,767	252,567
				2508-MISSIONS-DFA	700,000	35,231
			GSA	2501-MISSIONS-FOS	60,158,268	210,049
				2508-MISSIONS-DFA		
			HHS	2501-MISSIONS-FOS	2,695,000	
				2507-MISSIONS-TA	682,300	
				2508-MISSIONS-DFA	64,895,500	
			IAIP	2501-MISSIONS-FOS	214,000	
			ICE	2501-MISSIONS-FOS	5,012,200	266,152
			MSPB	2501-MISSIONS-FOS	2,000	
			NAR	2501-MISSIONS-FOS	25,000	
			NASA	2501-MISSIONS-FOS	400,000	
				2508-MISSIONS-DFA	50,000	
			NCPC	2501-MISSIONS-FOS	20,000	
			NCS	2501-MISSIONS-FOS	2,325,000	
				2508-MISSIONS-DFA		
			NCUA	2501-MISSIONS-FOS		
			NGA	2501-MISSIONS-FOS	100,000	
			NLRB	2501-MISSIONS-FOS	240,000	48,259
			NOAA	2501-MISSIONS-FOS		
			NPS	2507-MISSIONS-TA	157,000	
			NRC	2501-MISSIONS-FOS	200,000	
			NSF	2501-MISSIONS-FOS	200,000	
			OCFO	2501-MISSIONS-FOS	200,000	
			OPM	2501-MISSIONS-FOS	615,000	
			OSHA	2501-MISSIONS-FOS	21,100,000	
			OSLGCP	2501-MISSIONS-FOS	200,000	
			RRB	2501-MISSIONS-FOS	25,000	5,419
			S&T	2501-MISSIONS-FOS	100,000	
			SBA	2501-MISSIONS-FOS	200,000	
			SCS	2501-MISSIONS-FOS	11,800	
			SEC	2501-MISSIONS-FOS	2,000	
			SSA	2501-MISSIONS-FOS	1,025,000	200,000
			TREAS	2501-MISSIONS-FOS	1,820,650	31,218
			TSA	2501-MISSIONS-FOS	455,000	
			TVA	2501-MISSIONS-FOS	1,214,056	379,939
			USCG	2501-MISSIONS-FOS	13,970,000	
				2508-MISSIONS-DFA	31,000,000	
			USCIS	2501-MISSIONS-FOS	910,000	
			USDA	2501-MISSIONS-FOS	112,000	
				2507-MISSIONS-TA	12,500	
				2508-MISSIONS-DFA	1,200,000	
			USDJ	2501-MISSIONS-FOS	2,535,000	
				2508-MISSIONS-DFA	4,867,000	81,247
			USFS	2501-MISSIONS-FOS	8,495,000	
				2507-MISSIONS-TA	50,000	
				2508-MISSIONS-DFA	5,500,000	631
			USGS	2501-MISSIONS-FOS	125,300	
			USPC	2501-MISSIONS-FOS	4,697,217	546,985
			USPS	2501-MISSIONS-FOS	1,015,000	28,619

PROG CODE	STATE NAME	EVENT NAME	AGENCY	PROGRAM NAME	OBLIGATIONS	EXPENDITURES
			USSS	2501-MISSIONS-FOS	8,800	
			VA	2501-MISSIONS-FOS	25,000	
1604DR Total					2,926,069,754	387,019,134
1605DR	ALABAMA	KATRINA	AID	2501-MISSIONS-FOS	40,000	2,827
			CNCS	2508-MISSIONS-DFA	500,000	
			COE-SAD	2501-MISSIONS-FOS	30,300,000	9,690,258
				2508-MISSIONS-DFA	151,000,000	51,280,277
			DHUD	2501-MISSIONS-FOS		
			DOD	2501-MISSIONS-FOS	2,510,000	
			DOE	2501-MISSIONS-FOS	10,000	
			DOS	2501-MISSIONS-FOS		
			DOT	2501-MISSIONS-FOS	24,057,500	6,292
			EPA	2501-MISSIONS-FOS	10,000	4,164
				2507-MISSIONS-TA	3,000,000	114,778
				2508-MISSIONS-DFA	27,000,000	490,047
			FPS	2501-MISSIONS-FOS	5,452,500	54,485
			GSA	2501-MISSIONS-FOS	11,260,000	
			HHS	2501-MISSIONS-FOS	50,000	
				2508-MISSIONS-DFA		
			NCS	2501-MISSIONS-FOS	73,000	
			TREAS	2501-MISSIONS-FOS	180,000	30,496
			TVA	2501-MISSIONS-FOS	3,457,622	988,528
			USCG	2501-MISSIONS-FOS	2,275,000	
				2508-MISSIONS-DFA		
			USDA	2501-MISSIONS-FOS	20,000	
			USFS	2501-MISSIONS-FOS	1,260,000	
			USGS	2501-MISSIONS-FOS	70,500	
			USPS	2501-MISSIONS-FOS	1,000,000	17,319
1605DR Total					263,526,122	62,679,473
1606DR	TEXAS	RITA	ARC	2501-MISSIONS-FOS	30,000	
			BIA	2508-MISSIONS-DFA	317,600	
			CNCS	2508-MISSIONS-DFA	240,000	
			COE-SWD	2501-MISSIONS-FOS	41,595,000	3,245,353
				2507-MISSIONS-TA	100,000	7,204
				2508-MISSIONS-DFA	213,350,000	244,049
			DHUD	2501-MISSIONS-FOS	120,000	
			DOD	2501-MISSIONS-FOS	23,100,000	
				2508-MISSIONS-DFA	2,810,000	
			DOE	2501-MISSIONS-FOS	50,000	
			DOI	2501-MISSIONS-FOS	5,000	
			DOT	2501-MISSIONS-FOS	25,331,000	1,094,213
			EPA	2501-MISSIONS-FOS	10,000	
			FPS	2501-MISSIONS-FOS	6,760,000	
			GSA	2501-MISSIONS-FOS	30,000	
			HHS	2501-MISSIONS-FOS	23,000,000	
			NCS	2501-MISSIONS-FOS	340,000	
			NGA	2501-MISSIONS-FOS	690,000	
			NOAA	2501-MISSIONS-FOS	2,790,000	
			TREAS	2501-MISSIONS-FOS	70,000	
			TVA	2501-MISSIONS-FOS	2,080,000	
			USCG	2501-MISSIONS-FOS	100,000	
				2508-MISSIONS-DFA	8,000,000	
			USDA	2501-MISSIONS-FOS	280,000	
				2508-MISSIONS-DFA	650,000	
			USFS	2501-MISSIONS-FOS	124,050,000	

PROG CODE	STATE NAME	EVENT NAME	AGENCY	PROGRAM NAME	OBLIGATIONS	EXPENDITURES
			USGS	2501-MISSIONS-FOS	8,000	
			USPC	2501-MISSIONS-FOS	1,000,000	
			VA	2508-MISSIONS-DFA	10,000,000	
1606DR Total					486,906,600	4,590,820
1607DR	LOUISIANA	RITA	BUREC	2501-MISSIONS-FOS	1,000,000	
			CDC	2501-MISSIONS-FOS		
			COE-MVD	2501-MISSIONS-FOS	2,825,000	250,682
				2507-MISSIONS-TA	1,000,000	57,353
				2508-MISSIONS-DFA	380,500,000	50,873,602
			DOD	2501-MISSIONS-FOS		
				2508-MISSIONS-DFA	11,000,000	
			DOT	2501-MISSIONS-FOS	25,110,000	722,184
				2508-MISSIONS-DFA	10,000,000	143,373
			EPA	2508-MISSIONS-DFA	39,500,000	
			FPS	2501-MISSIONS-FOS	5,000,000	
			GSA	2501-MISSIONS-FOS	500,000	
			HHS	2508-MISSIONS-DFA	20,100,000	
			NCS	2501-MISSIONS-FOS	5,002,685	
			TREAS	2501-MISSIONS-FOS	10,000	
			USCG	2508-MISSIONS-DFA	18,400,000	
			USDA	2508-MISSIONS-DFA	5,500,000	
			USFS	2508-MISSIONS-DFA	35,000,000	
			USGS	2508-MISSIONS-DFA	36,000	
1607DR Total					560,483,685	52,047,193
1609DR	FLORIDA	WILMA	CIA	2501-MISSIONS-FOS	200,000	
			CNCS	2508-MISSIONS-DFA	1,250,000	
			COE-SAD	2501-MISSIONS-FOS	70,822,000	6,587,108
				2507-MISSIONS-TA	600,000	13,795
				2508-MISSIONS-DFA	222,350,000	733,254
			DOC	2501-MISSIONS-FOS	200,000	
			DOD	2501-MISSIONS-FOS	2,650,000	
				2508-MISSIONS-DFA	900,000	
			DOE	2501-MISSIONS-FOS	55,000	
			DOI	2508-MISSIONS-DFA	28,384	
			DOT	2501-MISSIONS-FOS	20,083,000	44,306
			EPA	2501-MISSIONS-FOS	40,000	
				2507-MISSIONS-TA	100,000	
				2508-MISSIONS-DFA	300,000	
			FPS	2501-MISSIONS-FOS	30,371,512	
				2508-MISSIONS-DFA	150,000	
			GSA	2501-MISSIONS-FOS	130,000	3,334
			HHS	2501-MISSIONS-FOS	1,230,000	
				2508-MISSIONS-DFA	8,165,000	
			NCS	2501-MISSIONS-FOS	40,000	
				2508-MISSIONS-DFA		
			NOAA	2508-MISSIONS-DFA	115,000	
			NPS	2501-MISSIONS-FOS		
			SSA	2501-MISSIONS-FOS	200,000	
			USCG	2501-MISSIONS-FOS	50,000	
				2508-MISSIONS-DFA	70,000	
			USDA	2501-MISSIONS-FOS	330,000	
			USDJ	2501-MISSIONS-FOS	45,000	
			USFS	2501-MISSIONS-FOS	5,580,000	
			USFWS	2501-MISSIONS-FOS		
			USGS	2501-MISSIONS-FOS	2,500	

PROG CODE	STATE NAME	EVENT NAME	AGENCY	PROGRAM NAME	OBLIGATIONS	EXPENDITURES
1609DR Total					366,057,396	7,381,798
3212EM	LOUISIANA	KATRINA	DOD	2501-MISSIONS-FOS	250,000	
			DOT	2501-MISSIONS-FOS	6,120,000	80,590
			GSA	2501-MISSIONS-FOS		
				2508-MISSIONS-DFA	1,500,000	
		NCS	2501-MISSIONS-FOS			
3212EM Total					7,870,000	80,590
3213EM	MISSISSIPPI	KATRINA	COE-MVD	2501-MISSIONS-FOS	160,561	56,405
			COE-SAD	2501-MISSIONS-FOS		
			DOD	2501-MISSIONS-FOS	10,000	8,103
			DOE	2501-MISSIONS-FOS	20,000	
			DOT	2501-MISSIONS-FOS	35,000	16,074
			EPA	2501-MISSIONS-FOS	10,000	6,189
			FPS	2501-MISSIONS-FOS	188,608	
			GSA	2501-MISSIONS-FOS	1,760,000	
			HHS	2501-MISSIONS-FOS	50,000	
			NCS	2501-MISSIONS-FOS	10,000	
			TVA	2501-MISSIONS-FOS	288,000	
			USDA	2501-MISSIONS-FOS	20,000	
			USFS	2501-MISSIONS-FOS	60,288	
3213EM Total					2,612,457	86,770
3214EM	ALABAMA	KATRINA	APHIS	2501-MISSIONS-FOS		
			COE-SAD	2501-MISSIONS-FOS		
			DOD	2501-MISSIONS-FOS		
			DOE	2501-MISSIONS-FOS		
			DOT	2501-MISSIONS-FOS		
			EPA	2501-MISSIONS-FOS		
				2507-MISSIONS-TA		
			FPS	2501-MISSIONS-FOS	31,478	
			GSA	2501-MISSIONS-FOS		
			HHS	2501-MISSIONS-FOS		
			NCS	2501-MISSIONS-FOS		
			TVA	2501-MISSIONS-FOS		
			USCG	2501-MISSIONS-FOS		
			USDA	2501-MISSIONS-FOS		
USFS	2501-MISSIONS-FOS					
3214EM Total					31,478	
3215EM	ARKANSAS	KATRINA	DOT	2501-MISSIONS-FOS	50,000	
				2508-MISSIONS-DFA	500,000	
			FPS	2501-MISSIONS-FOS	345,000	
			GSA	2501-MISSIONS-FOS	60,000	7,452
			HHS	2501-MISSIONS-FOS	10,000	
	2508-MISSIONS-DFA	3,000,000				
3215EM Total					3,965,000	7,452
3216EM	TEXAS	KATRINA	CDC	2508-MISSIONS-DFA	2,675,000	
			DHUD	2501-MISSIONS-FOS	100,000	
			DOD	2501-MISSIONS-FOS	20,000	
				2508-MISSIONS-DFA		
			DOED	2501-MISSIONS-FOS	25,000	
			DOT	2501-MISSIONS-FOS	4,000,000	
				2508-MISSIONS-DFA	2,500,000	1,300,346
			FPS	2501-MISSIONS-FOS	6,000,000	
			GSA	2501-MISSIONS-FOS	285,000	7,872
			HHS	2501-MISSIONS-FOS	80,000	
	2508-MISSIONS-DFA	10,050,000				

PROG CODE	STATE NAME	EVENT NAME	AGENCY	PROGRAM NAME	OBLIGATIONS	EXPENDITURES
			ICE	2501-MISSIONS-FOS	500,000	
			TVA	2501-MISSIONS-FOS	890,000	
			USFS	2501-MISSIONS-FOS	5,000	
				2508-MISSIONS-DFA	22,500,000	
			USGS	2508-MISSIONS-DFA	15,000	
3216EM Total					49,645,000	1,308,218
3217EM	TENNESSEE	KATRINA	HHS	2501-MISSIONS-FOS	2,000	
				2507-MISSIONS-TA	5,000	
			USDA	2501-MISSIONS-FOS		
3217EM Total					7,000	
3218EM	GEORGIA	KATRINA	HHS	2501-MISSIONS-FOS	52,000	
			USDA	2501-MISSIONS-FOS		
3218EM Total					52,000	
3222EM	NORTH CAROLINA	KATRINA	HHS	2501-MISSIONS-FOS	2,000	
			USDA	2501-MISSIONS-FOS		
3222EM Total					2,000	
3223EM	UTAH	KATRINA	GSA	2508-MISSIONS-DFA	5,000	
3223EM Total					5,000	
3224EM	COLORADO	KATRINA	GSA	2501-MISSIONS-FOS		
3224EM Total						
3231EM	KENTUCKY	KATRINA	HHS	2501-MISSIONS-FOS	2,000	
			USDA	2501-MISSIONS-FOS		
3231EM Total					2,000	
3232EM	MISSOURI	KATRINA	ARC	2501-MISSIONS-FOS	5,000	
3232EM Total					5,000	
3233EM	SOUTH CAROLINA	KATRINA	HHS	2501-MISSIONS-FOS	2,000	
			USDA	2501-MISSIONS-FOS		
3233EM Total					2,000	
3237EM	ALABAMA	KATRINA	HHS	2508-MISSIONS-DFA	1,000,000	
3237EM Total					1,000,000	
3241EM	ARIZONA	KATRINA	USFS	2501-MISSIONS-FOS	2,000,000	181
3241EM Total					2,000,000	181
3259EM	FLORIDA	RITA	APHIS	2501-MISSIONS-FOS	10,000	
				2508-MISSIONS-DFA	10,000	
			COE-NAD	2501-MISSIONS-FOS		
			COE-SAD	2501-MISSIONS-FOS	155,000	24,459
			DOD	2501-MISSIONS-FOS	255,000	
			DOE	2501-MISSIONS-FOS	10,000	
			DOT	2501-MISSIONS-FOS	10,000	
			EPA	2501-MISSIONS-FOS	10,000	
			FPS	2501-MISSIONS-FOS	10,000	
			GSA	2501-MISSIONS-FOS		
			HHS	2501-MISSIONS-FOS	10,000	
			NCS	2501-MISSIONS-FOS	10,000	
			USCG	2501-MISSIONS-FOS	16,000	
			USDA	2501-MISSIONS-FOS	10,000	
			USFS	2501-MISSIONS-FOS	730,000	
3259EM Total					1,246,000	24,459
3260EM	LOUISIANA	RITA	COE-MVD	2508-MISSIONS-DFA		
			DOD	2501-MISSIONS-FOS		
				2508-MISSIONS-DFA		
			DOT	2508-MISSIONS-DFA		
			EPA	2501-MISSIONS-FOS	25,000	
			FPS	2501-MISSIONS-FOS	125,000	
				2508-MISSIONS-DFA	100,000	

PROG CODE	STATE NAME	EVENT NAME	AGENCY	PROGRAM NAME	OBLIGATIONS	EXPENDITURES
			HHS	2508-MISSIONS-DFA		
			USCG	2501-MISSIONS-FOS	25,000	
3260EM Total					275,000	
3261EM	TEXAS	RITA	ARC	2501-MISSIONS-FOS	10,000	
			CBP	2501-MISSIONS-FOS	12,000,000	
			COE-SWD	2501-MISSIONS-FOS	5,590,000	14,958
				2508-MISSIONS-DFA	5,000,000	
			DOD	2501-MISSIONS-FOS	11,315,000	
			DOT	2501-MISSIONS-FOS	1,571,000	
			EPA	2501-MISSIONS-FOS	5,000,000	
			FPS	2501-MISSIONS-FOS	100,000	
			GSA	2501-MISSIONS-FOS	10,000	
			HHS	2501-MISSIONS-FOS	40,180,000	
			NCS	2501-MISSIONS-FOS	510,000	
			USCG	2501-MISSIONS-FOS	322,000	
			USDA	2501-MISSIONS-FOS	30,000	
			USFS	2501-MISSIONS-FOS	21,125,000	
3261EM Total					102,763,000	14,958
Grand Total					8,501,427,269	684,488,943

FINANCIAL INFORMATION TOOL

**SUMMARY OF ALL PUBLIC ASSISTANCE OBLIGATIONS FOR
NEW ORLEANS METROPOLITAN STATISTICAL AREA ONLY**

AS OF 04-05-2006

PROGRAM CODE	PROGRAM NAME	VENDOR COUNTY	NEMIS APPROVED OBLIGATIONS
Katrina	416X-PUBLIC ASSISTANCE	Jefferson	112,488,448.83
		Orleans	254,658,368.90
		Plaquemines	81,589,421.79
		St. Bernard	196,985,224.91
		St. Charles	19,821,845.62
		St. James	1,702,924.97
		St. John the Baptist	2,784,117.75
		St. Tammany	189,674,312.16
		859,704,664.93	
Rita	416X-PUBLIC ASSISTANCE	Jefferson	482,904.85
		Orleans	29,745.67
		Plaquemines	11,930.11
		St. Bernard	20,495.97
		St. Charles	288,952.41
		St. James	2,012.25
		836,041.26	
GRAND TOTAL			860,540,706.19

FINANCIAL INFORMATION TOOL

PUBLIC ASSISTANCE OBLIGATIONS FOR NEW ORLEANS METROPOLITAN STATISTICAL AREA ONLY

AS OF 04-05-2006

PROGRAM NAME	PROGRAM CATEGORY	VENDOR COUNTY	NEMIS APPROVED OBLIGATIONS		
			KATRINA	RITA	GRAND TOTAL
			1603DR	1607DR	
416X-PUBLIC ASSISTANCE	416X-A DEBRIS REMOVAL	Jefferson	79,000,416.42	204,274.13	79,204,690.55
		Orleans	11,768,225.89		11,768,225.89
		Plaquemines	27,493,345.29		27,493,345.29
		St. Bernard	99,373,964.87		99,373,964.87
		St. Charles	802,365.67		802,365.67
		St. James	444,231.01		444,231.01
		St. John the Baptist	378,876.83		378,876.83
		St. Tammany	164,524,062.72		164,524,062.72
		Total	383,785,488.70	204,274.13	383,989,762.83
	416X-B PROTECTIVE MEASURES	Jefferson	30,774,001.87	278,630.72	31,052,632.59
		Orleans	141,412,252.66	29,745.67	141,441,998.33
		Plaquemines	23,875,044.46	11,930.11	23,886,974.57
		St. Bernard	67,850,661.37	20,495.97	67,871,157.34
		St. Charles	17,610,991.26	288,952.41	17,899,943.67
		St. James	985,107.66	2,012.25	987,119.91
		St. John the Baptist	2,032,852.14		2,032,852.14
		St. Tammany	18,678,301.86		18,678,301.86
		Total	303,219,213.28	631,767.13	303,850,980.41
	416X-C ROADS & BRIDGES	Jefferson	0.00		0.00
		Orleans	1,915,247.68		1,915,247.68
		Plaquemines	538,043.29		538,043.29
		St. Bernard	2,535,844.54		2,535,844.54
		St. John the Baptist	99,803.93		99,803.93
		St. Tammany	1,629,287.47		1,629,287.47
	Total	6,718,226.91		6,718,226.91	
	416X-D WATER CONTROL FACILITIES	Jefferson	109,176.19		109,176.19
		Plaquemines	643,552.20		643,552.20
		St. Bernard	97,750.29		97,750.29
		St. Tammany	859,143.62		859,143.62
	Total	1,709,622.30		1,709,622.30	
	416X-E PUBLIC BUILDINGS	Jefferson	2,130,697.18		2,130,697.18
		Orleans	34,930,695.06		34,930,695.06
		Plaquemines	25,049,766.92		25,049,766.92
		St. Bernard	23,076,224.91		23,076,224.91
		St. Charles	1,378,159.81		1,378,159.81
		St. James	140,850.92		140,850.92
		St. John the Baptist	266,097.86		266,097.86
		St. Tammany	1,962,642.41		1,962,642.41
	Total	88,935,135.07		88,935,135.07	
	416X-F PUBLIC UTILITIES	Jefferson	17,706.02		17,706.02
		Orleans	58,278,907.03		58,278,907.03
		St. Bernard	1,085,427.14		1,085,427.14
		St. Charles	25,954.41		25,954.41
		St. James	37,419.16		37,419.16
		St. Tammany	1,804,688.70		1,804,688.70
	Total	61,250,102.46		61,250,102.46	
	416X-G RECREATIONAL/OTHER	Jefferson	456,451.15		456,451.15
Orleans		6,353,040.58		6,353,040.58	
Plaquemines		3,989,669.63		3,989,669.63	
St. Bernard		2,965,351.79		2,965,351.79	
St. Charles		4,374.47		4,374.47	
St. James		95,316.22		95,316.22	
St. John the Baptist		6,486.99		6,486.99	
St. Tammany		216,185.38		216,185.38	
Total	14,086,876.21		14,086,876.21		
Grand Total		859,704,664.93	836,041.26	860,540,706.19	

DISASTER RELIEF Terms Used

Direct/Support: Direct disaster programs provide resources to specifically address the short-, medium-, and long-term consequences of an event on both individuals and communities for declared disasters, emergencies, and fire management assistance grants. Direct costs also support pre-declaration activity (e.g., pre-positioning equipment and people before a hurricane strikes). Disaster support programs allow the Federal Emergency Management Agency (FEMA) to maintain critical, ongoing disaster operations and support infrastructure that supports the timely delivery of all of FEMA's disaster assistance programs. These resources provide for disaster-related support activities, which encompass ongoing operational capabilities that are not readily attributable to any one specific declared disaster.

Allocations: Funds set aside for declarations based on estimated needs for the next 30 days or less.

Commitments: Funds reserved in financial system based on specific requisitions in anticipation of their obligation.

Obligations: Obligations are recorded against allocated funds when contracts are signed, grants awarded, trips taken, mission assignments signed, etc.

Mission Assignments: Through Mission Assignments, FEMA tasks and reimburses Other Federal Agencies (OFAs) for providing services under the Stafford Act. These Mission Assignments fall into three categories:

- *Technical Assistance (TA):* OFAs provide expertise to States; 100% Federally funded; No State cost share
- *Direct Federal Assistance (DFA):* Requested by State; subject to State cost share (unless waived in response timeframe); Goods and services provided to the State to save lives and protect property
- *Federal Operations Support (FOS):* 100% Federally funded; No State cost share; Fed to Fed field operations support. This category reflects agreements with Federal agencies to perform services such as providing search and rescue operations, health and medical support, assisting with disease prevention and control, transportation of disaster victims, and delivery of food, water and other essential commodities to disaster victims.

Human Services Categories:

- *Unemployment:* Disaster Unemployment Assistance for individuals who lose their job as a result of a Presidentially-declared disaster and are not covered by regular unemployment insurance.

- *Crisis Counseling*: Short-term services, provided by FEMA as supplemental funds granted to State and local mental health agencies, available to eligible survivors of Presidentially-declared major disasters.
- *Legal Services*: Legal advice for low income individuals regarding cases that will not produce a fee, provided by The Young Lawyers Division of the American Bar Association, through an agreement with FEMA.
- *Inspections*: Inspections to assess disaster damage.
- *Other Needs Assistance*: Medical, dental, funeral cost, transportation cost and other disaster-related needs within a total cap for Individual Assistance of \$26,200 per individual or household.
- *Housing Assistance*: Lodging expenses reimbursement (for a hotel or motel), rental assistance, home repair cash grant and home replacement cash grants within a total cap for Individual Assistance of \$26,200 per individual or household.

Mitigation:

- *Hazard Mitigation*: Long-term hazard mitigation measures after a major disaster declaration. The purpose of the program is to reduce the loss of life and property due to natural disasters and to enable mitigation measures to be implemented during the immediate recovery from a disaster.