

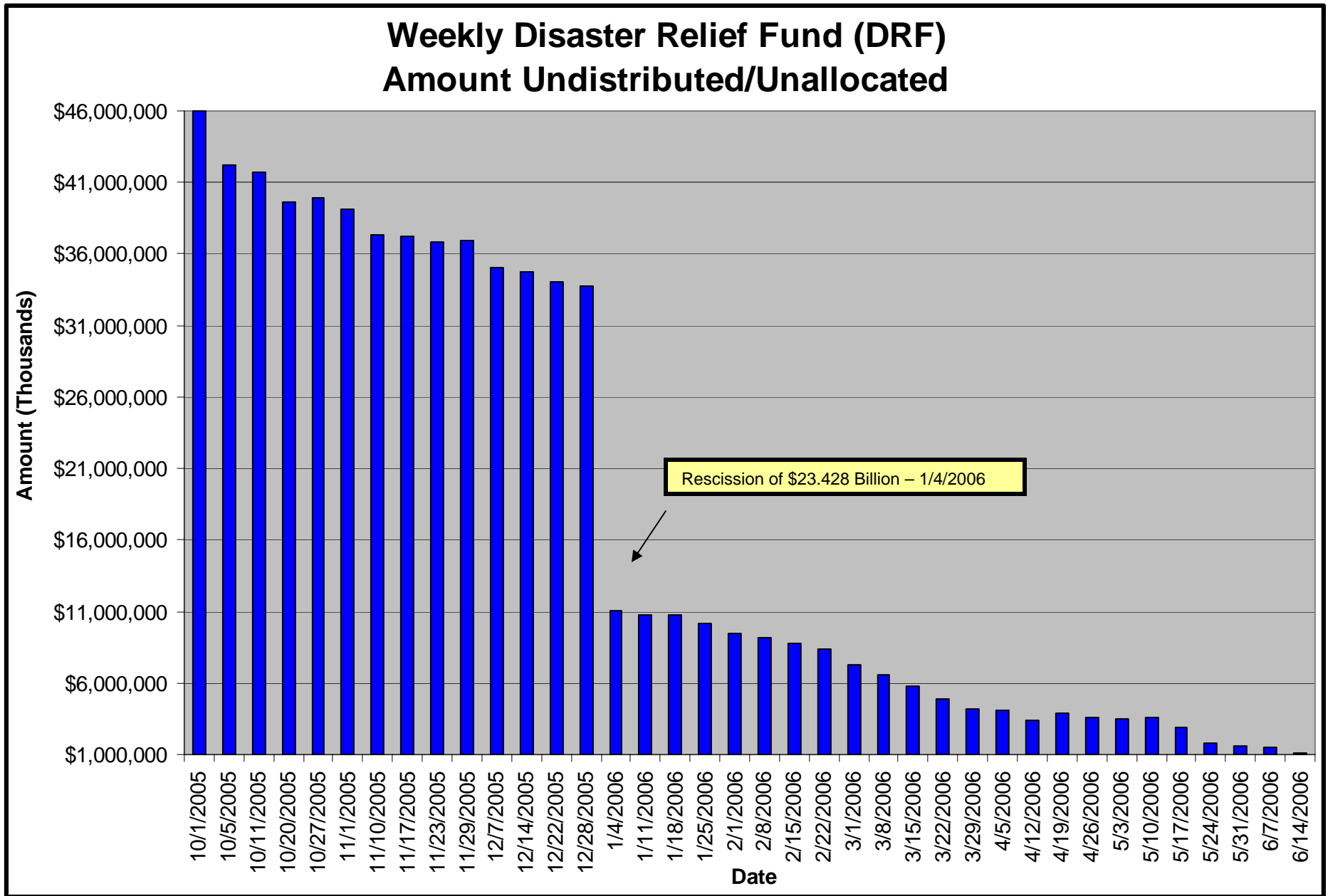
Department of Homeland Security - Federal Emergency Management Agency
Weekly Disaster Relief Fund (DRF) Report
6-14-2006
Congressional Weekly Report

TABLE OF CONTENTS

File	Title of File	Description	Page Numbers
Intro.	Graphical Representations	Graphic Analysis: ▪ DRF Amount Undistributed (10-1-2005 to present)	2
		▪ DRF Amount Undistributed (Current 8 weeks)	3
		▪ Allocations and Obligations for Katrina	4
		▪ Katrina, Rita and Wilma Allocations, Obligations and Expenditures	5
		▪ Insurance Losses Paid and Losses Received	6
		▪ Manufactured Housing	7
2	Disaster Relief Fund - Status Report	Status of the Disaster Relief Fund	8-9
3	National Flood Insurance Data	Flood Insurance Claims made to Feds, by State; Homes Damaged without Flood Insurance, by State; Households Individual Claim Fully Paid, by State	10
4	Housing Data	Hotel and Manufactured Housing Information	11-13
5	Katrina, Rita and Wilma Declarations	Declarations by Major Object Class, Declarations by Program Area and Mission Assignments	14-24
		Vendor Details; Credit Card data; Obligations greater than \$50,000,000; Declarations; Missions Details; New Orleans data	25-84
6	Disaster Relief Terms	Definitions	85-86

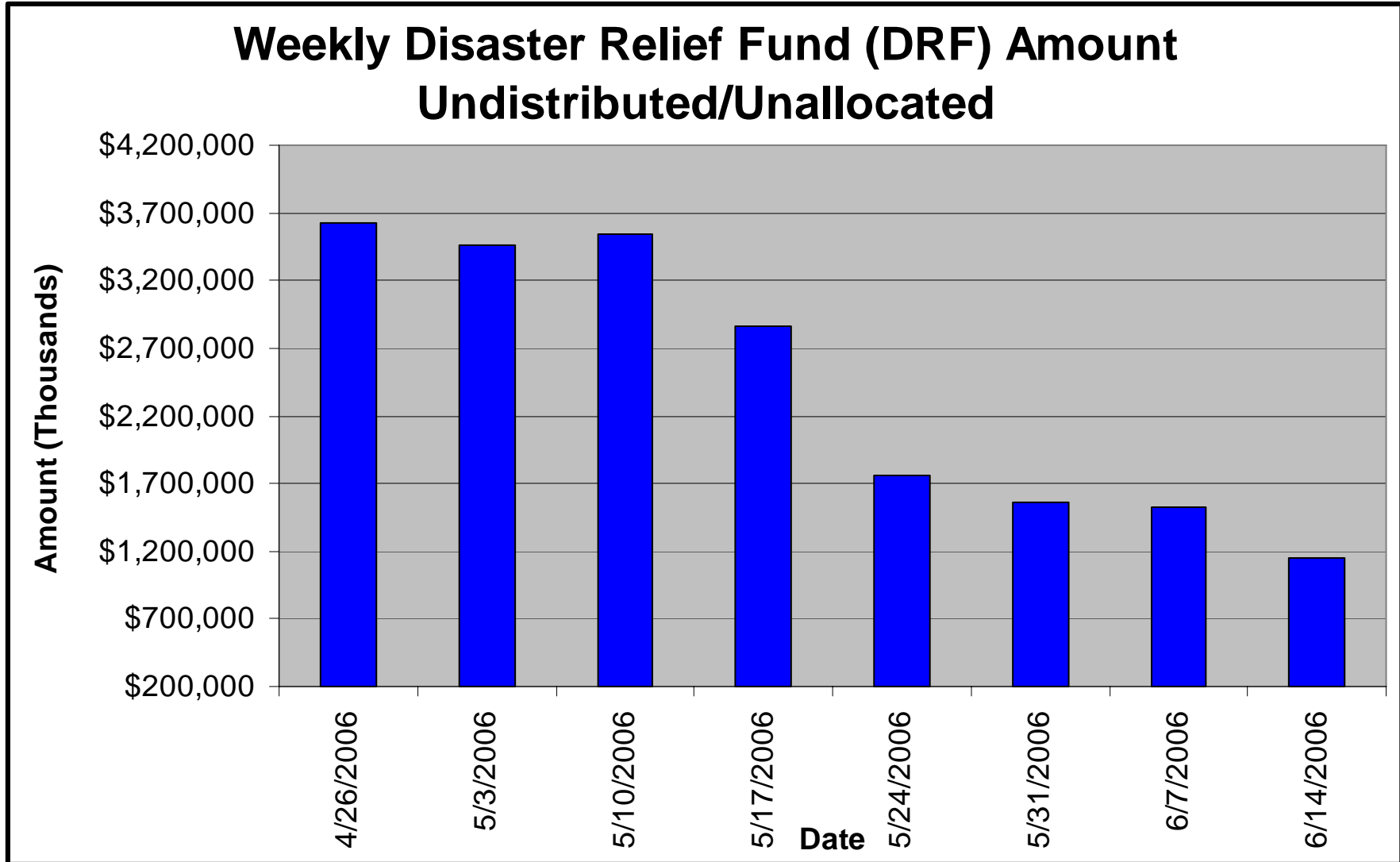
FEDERAL EMERGENCY MANAGEMENT AGENCY
 DISASTER RELIEF FUND

10/1/2005 to 6/14/2006



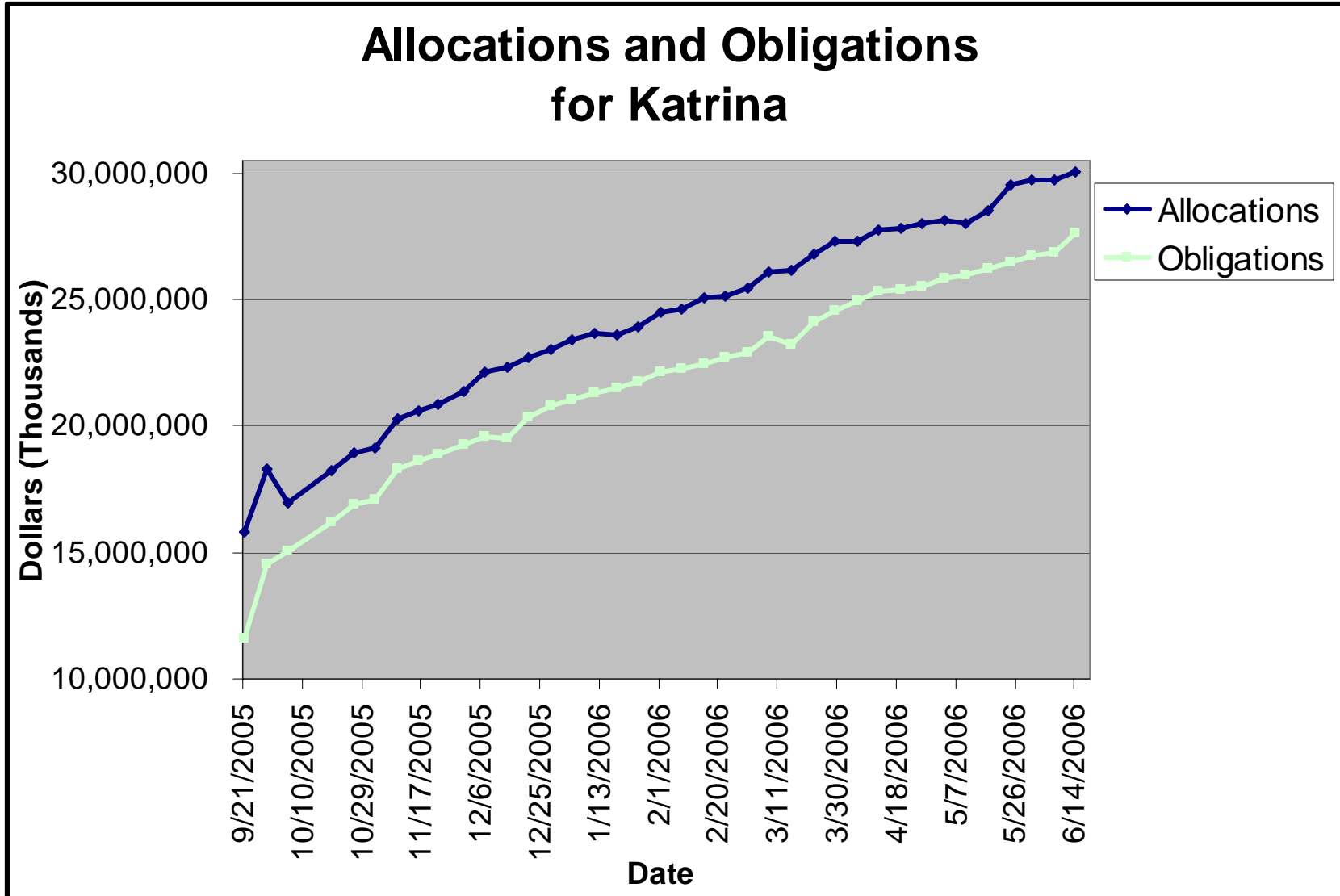
FEDERAL EMERGENCY MANAGEMENT AGENCY
DISASTER RELIEF FUND

As of 6/14/06



FEDERAL EMERGENCY MANAGEMENT AGENCY
DISASTER RELIEF FUND

As of 6/14/06



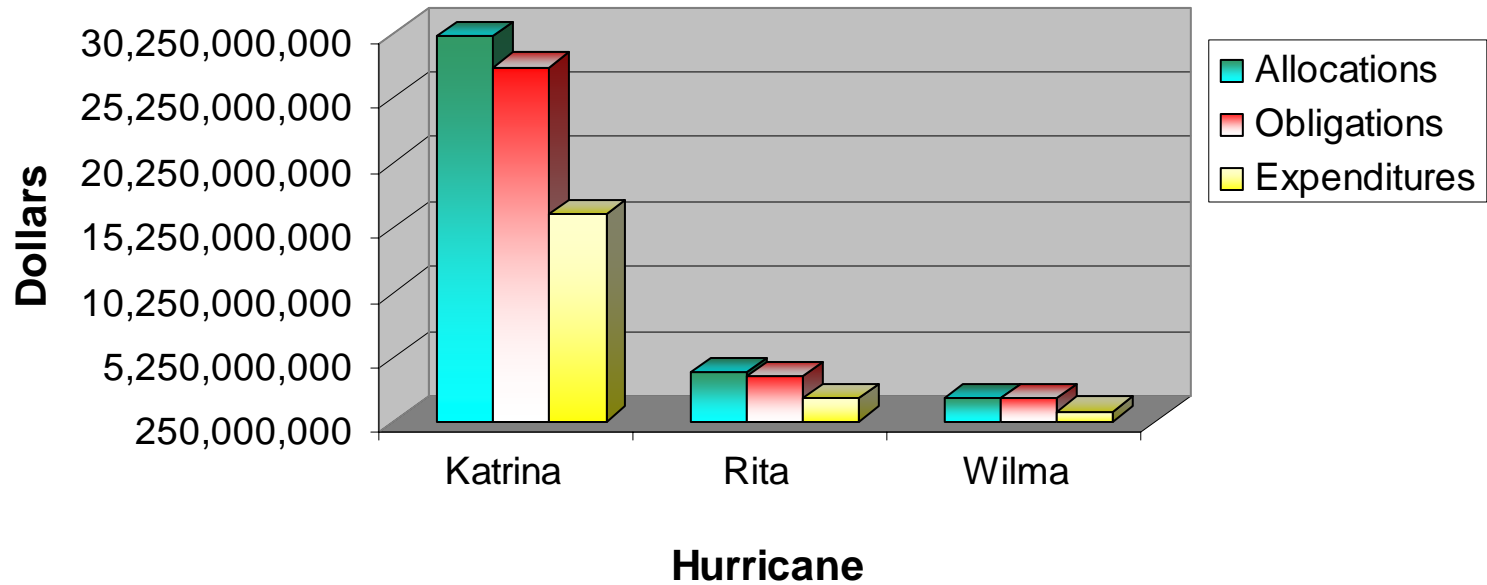
**FEDERAL EMERGENCY MANAGEMENT AGENCY
DISASTER RELIEF FUND**

As of 6/14/06

**Katrina, Rita and Wilma
Allocations, Obligations and Expenditures**

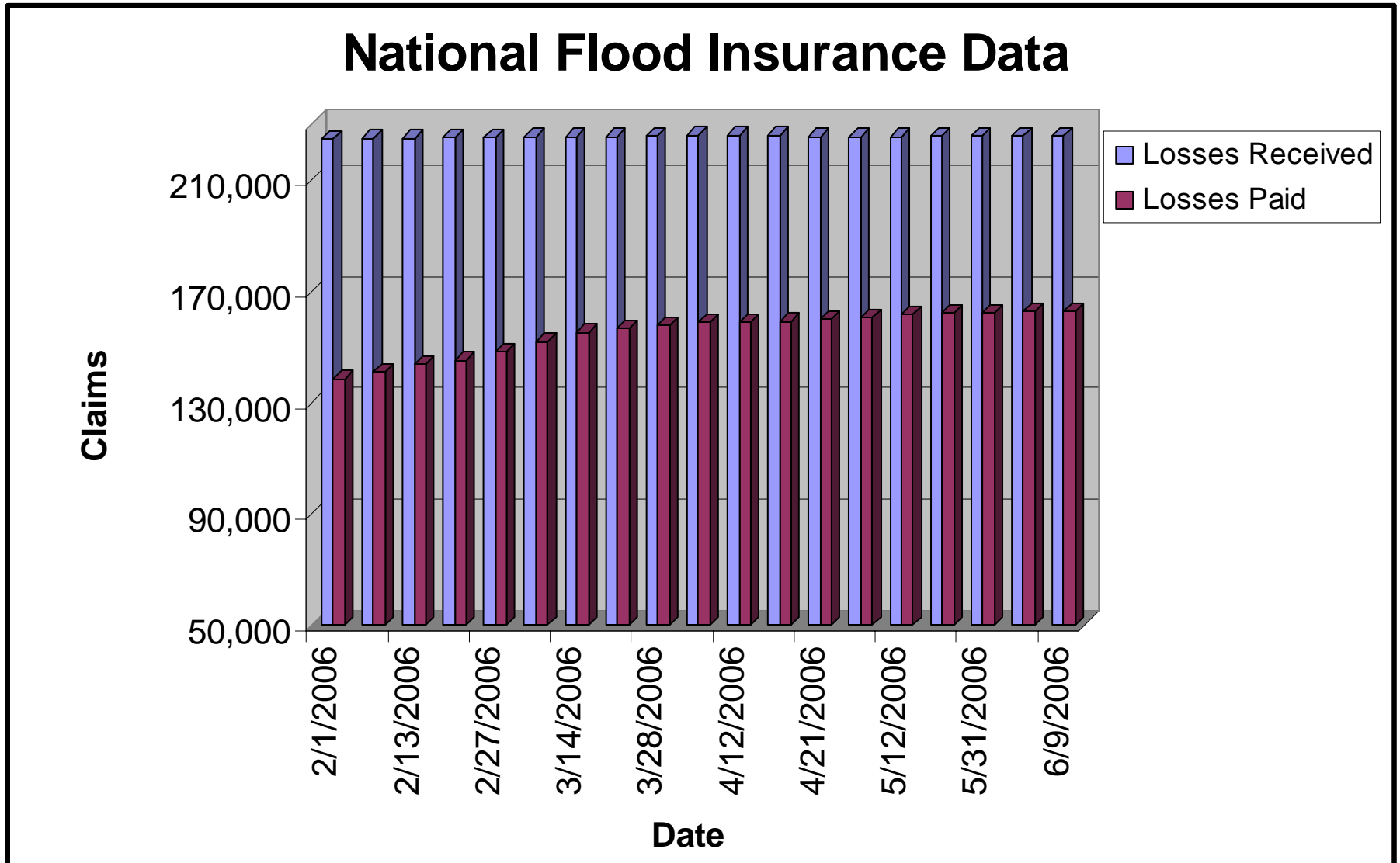
	Katrina	Rita	Wilma	Totals
Allocations	30,045,307,628	4,003,491,617	2,064,337,772	36,113,137,017
Obligations	27,598,542,518	3,750,829,673	2,007,298,090	33,356,670,281
Expenditures	16,271,521,770	2,091,337,520	1,035,516,702	19,398,375,993

**Allocations, Obligation and Expenditures
for Katrina, Rita and Wilma**



FEDERAL EMERGENCY MANAGEMENT AGENCY
DISASTER RELIEF FUND

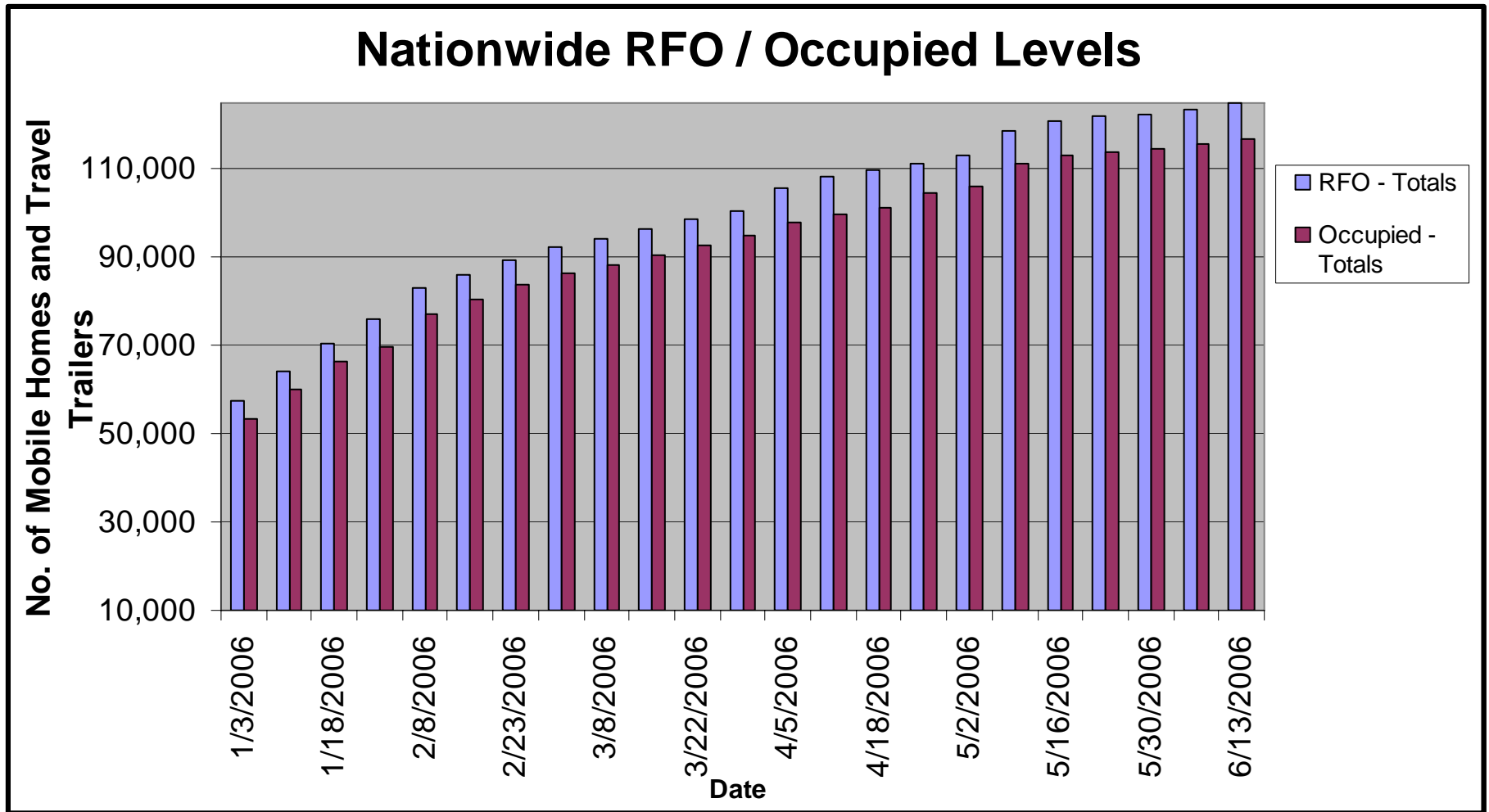
As of 6/09/06



FEDERAL EMERGENCY MANAGEMENT AGENCY
DISASTER RELIEF FUND

As of 6/13/06

Manufactured Housing Data
Mobile Homes and Travel Trailers Ready for Occupation (RFO) and Occupied



HOMELAND SECURITY - FEDERAL EMERGENCY MANAGEMENT AGENCY
DISASTER RELIEF FUND - FY-2006 ACTIVITY
Dollars in Thousands
As of 06/14/06

Status of the Disaster Relief Fund

	<u>Direct/Support</u>	<u>Change Since Last Report</u>
Status of Obligations:		
FY 2005 APPROPRIATION AVAILABLE:	69,687,736	0
FY 2005 OBLIGATIONS (net of recoveries):	23,158,726	0
FY 2005 UNOBLIGATED BALANCE:	46,529,010	0
FY 2006 APPROPRIATION AVAILABLE:	25,377,841	27,922
TOTAL OBLIGATIONS FY 2006 (net):	19,086,873	817,866
Obligations-FY '05 Recoveries:	1,970,331	27,922
Less: TOTAL OBLIGATIONS FY 2006 (gross):	21,057,204	845,788
UNOBLIGATED BALANCE:	4,320,637	(817,866)
Status of Commitments:		
Less: TOTAL COMMITMENTS:	23,704,862	310,590
UNCOMMITTED BALANCE:	1,672,979	(282,668)
Status of Allocations:		
FUNDS ALLOCATED FY 2005:	23,158,726	0
FUNDS ALLOCATED FY 2006:	24,231,095	405,411
Less: TOTAL OBLIGATIONS FY 2006 (gross):	21,057,204	845,788
UNOBLIGATED ALLOCATION:	3,173,891	(440,377)
Amount Undistributed/Unallocated:	1,146,746	(377,489)

¹ Includes the rescission of \$23,409,300,000, transfer of \$752,500,000 to the Disaster Assistance Direct Loan Program Account, recoveries of \$1,970,330,919, the addition of the FY 2006 annual appropriation of \$1,752,300,000, and the transfer of \$712,000,000 to the Small Business Administration for the Disaster Loan Program Account.

HOMELAND SECURITY - FEDERAL EMERGENCY MANAGEMENT AGENCY
DISASTER RELIEF FUND
Dollars in Thousands
As of 06/14/06

Status of the Katrina Disaster Relief Funds

	<u>Direct/Support</u>	<u>Change Since Last Report</u>
Status of Allocations:		
FUNDS ALLOCATED:	30,045,308	304,490
Less: TOTAL OBLIGATIONS (gross):	27,598,542	724,917
UNOBLIGATED ALLOCATION:	2,446,766	(420,427)
Status of Obligations:		
TOTAL OBLIGATIONS (gross):	27,598,542	724,917

Status of the Rita Disaster Relief Funds

	<u>Direct/Support</u>	<u>Change Since Last Report</u>
Status of Allocations:		
FUNDS ALLOCATED:	4,003,492	5,719
Less: TOTAL OBLIGATIONS (gross):	3,750,830	31,983
UNOBLIGATED ALLOCATION:	252,662	(26,264)
Status of Obligations:		
TOTAL OBLIGATIONS (gross):	3,750,830	31,983

Status of the Wilma Disaster Relief Funds

	<u>Direct/Support</u>	<u>Change Since Last Report</u>
Status of Allocations:		
FUNDS ALLOCATED:	2,064,338	25,000
Less: TOTAL OBLIGATIONS (gross):	2,007,298	23,180
UNOBLIGATED ALLOCATION:	57,040	1,820
Status of Obligations:		
TOTAL OBLIGATIONS (gross):	2,007,298	23,180

Disaster Relief Fund: Details by Disaster Declaration (Katrina)						
Hurricane Katrina				Allocations	Obligations	Unobligated
Florida	Declared 8/28/05	1602DR		192,972	188,346	4,626
Louisiana	Declared 8/27/05	3212EM		8,508	8,508	0
Louisiana	Declared 8/28/05	1603DR		18,682,076	17,033,915	1,648,161
Subtotal, LA				18,690,584	17,042,423	1,648,161
Mississippi	Declared 8/28/05	3213EM		2,623	2,623	0
Mississippi	Declared 8/28/05	1604DR		9,197,734	8,529,645	668,089
Subtotal, MS				9,200,357	8,532,268	668,089
Alabama	Declared 8/28/05	3214EM		84	84	0
Alabama	Declared 8/28/05	1605DR		1,174,908	1,104,815	70,093
Subtotal, AL				1,174,992	1,104,899	70,093
Evacuations						
Arkansas	Declared 9/02/05	3215EM		54,204	54,128	76
Texas	Declared 9/02/05	3216EM		558,213	531,096	27,117
Tennessee	Declared 9/05/05	3217EM		29,088	27,685	1,403
Georgia	Declared 9/05/05	3218EM		20,953	16,474	4,479
Oklahoma	Declared 9/05/05	3219EM		14,427	11,829	2,599
Florida	Declared 9/05/05	3220EM		9,202	7,848	1,354
West Virginia	Declared 9/05/05	3221EM		745	712	33
North Carolina	Declared 9/05/05	3222EM		2,002	1,978	24
Utah	Declared 9/05/05	3223EM		1,415	1,395	20
Colorado	Declared 9/05/05	3224EM		14,246	14,138	107
Michigan	Declared 9/07/05	3225EM		2,304	1,976	327
District of Columbia	Declared 9/07/05	3226EM		1,903	1,845	58
Washington	Declared 9/07/05	3227EM		3,408	3,332	76
Oregon	Declared 9/07/05	3228EM		2,092	2,085	7
New Mexico	Declared 9/07/05	3229EM		2,246	913	1,334
Illinois	Declared 9/07/05	3230EM		2,669	1,314	1,355
Kentucky	Declared 9/10/05	3231EM		4,310	4,269	41
Missouri	Declared 9/10/05	3232EM		2,676	2,575	101
South Carolina	Declared 9/10/05	3233EM		3,657	3,550	107
South Dakota	Declared 9/10/05	3234EM		294	274	21
Pennsylvania	Declared 9/10/05	3235EM		2,904	2,875	29
Kansas	Declared 9/10/05	3236EM		163	163	0
Alabama	Declared 9/10/05	3237EM		4,000	3,933	67
Indiana	Declared 9/10/05	3238EM		4,151	3,864	287
Iowa	Declared 9/10/05	3239EM		238	228	10
Virginia	Declared 9/12/05	3240EM		724	698	26
Arizona	Declared 9/12/05	3241EM		7,528	7,493	35
Minnesota	Declared 9/13/05	3242EM		15,024	3,850	11,174
Nevada	Declared 9/13/05	3243EM		1,301	841	460
Idaho	Declared 9/13/05	3244EM		620	594	26
Nebraska	Declared 9/13/05	3245EM		211	211	0
Connecticut	Declared 9/13/05	3246EM		1,043	391	652
North Dakota	Declared 9/13/05	3247EM		66	50	16
California	Declared 9/13/05	3248EM		903	627	276
Wisconsin	Declared 9/13/05	3249EM		3,526	2,971	555
Ohio	Declared 9/13/05	3250EM		2,544	2,492	52
Maryland	Declared 9/13/05	3251EM		1,744	1,520	224
Massachusetts	Declared 9/13/05	3252EM		5,594	5,038	556
Montana	Declared 9/13/05	3253EM		443	432	11
Rhode Island	Declared 9/19/05	3255EM		1,525	1,030	495
Maine	Declared 9/19/05	3256EM		106	54	52
New Jersey	Declared 9/19/05	3257EM		181	174	6
New Hampshire	Declared 9/19/05	3258EM		106	16	90
New York	Declared 9/30/05	3262EM		1,551	1,541	10
Delaware	Declared 9/30/05	3263EM		151	101	50
Subtotal, Evacuations				786,402	730,605	55,797
Total, Katrina				30,045,308	27,598,542	2,446,766
Disaster Relief Fund: Details by Disaster Declaration (Rita)						
Hurricane Rita				Allocations	Obligations	Unobligated
Florida	Declared 9/20/05	3259EM		10,391	10,213	178
Louisiana	Declared 9/21/05	3260EM		275	275	0
Louisiana	Declared 9/24/05	1607DR		1,850,357	1,745,604	104,753
Subtotal, Louisiana				1,850,632	1,745,879	104,753
Texas	Declared 9/21/05	3261EM		111,869	111,687	182
Texas	Declared 9/24/05	1606DR		2,030,599	1,883,051	147,549
Subtotal, Texas				2,142,469	1,994,738	147,731
Total, Rita				4,003,492	3,750,830	252,662
Disaster Relief Fund: Details by Disaster Declaration (Wilma)						
Hurricane Wilma				Allocations	Obligations	Unobligated
Florida	Declared 10/24/05	1609DR		2,064,338	2,007,298	57,040
Subtotal, FL				2,064,338	2,007,298	57,040
Total, Wilma				2,064,338	2,007,298	57,040

National Flood Insurance Program Data for Hurricanes Katrina and Rita

As of 06/09/2006

Number of Flood Insurance Claims Made to Feds, by State*

State and Disaster Number	Number of Losses Received
Florida, DR-1602	8,971
Louisiana, DR-1603	177,207
Mississippi, DR-1604	19,006
Alabama, DR-1605	5,705
Texas, DR-1606	3,871
Louisiana, DR-1607	10,897
TOTAL	225,657

*The data above is gathered through telephone surveys of NFIP Write Your Own companies and represents the best available information. These numbers should be regarded as preliminary estimates.

As of 3/28/06

Number of Homes Damaged Without Flood Insurance, by State**

State and Disaster Number	Number of Registrants Reporting No Flood Insurance
Florida, DR-1602	733
Louisiana, DR-1603 and 1607	32,768
Mississippi, DR-1604	26,716
Alabama, DR-1605	1,743
Texas, DR-1606	889
TOTAL	62,849

**Reports dated before 3/28/06 were based on households reported as flood damaged by the "applicants" when they originally filed for assistance. The data above represents the number of owners and renters (households) that registered through FEMA's National Processing Service Center, and subsequently received an inspection by FEMA or SBA. This report consists of only those households verified by inspection as flood damaged, including homes where sensors recorded flooding activity.

As of 06/09/06

Number of Households Individual Claim Fully Paid, by State***

State and Disaster Number	Number of Losses Paid
Florida, DR-1602	5,657
Louisiana, DR-1603	126,015
Mississippi, DR-1604	17,056
Alabama, DR-1605	4,981
Texas, DR-1606	1,605
Louisiana, DR-1607	7,263
TOTAL	162,577

***"Losses Paid" are numbers generated from estimates received from the NFIP Write Your Own companies. These numbers represent all NFIP policies, both commercial and residential. This data represents the best information available at this time.

**Hurricanes Katrina, Rita and Wilma
Hotel and Motel Data*
As of 6/14/06**

Hotel & Motel Rooms	6/14/06
State Breakdown	Authorization Codes
LA	231
AR	2
FL	2
Cumulative Total	235

*As of 5/02/06, FEMA tracks hotel occupancy through the use of authorization codes rather than hotel rooms. Authorization codes are issued to individual applicants (or an individual on behalf of a household) who meet eligibility and verification requirements to occupy a FEMA funded hotel room(s). While the number of authorization codes issued roughly reflects the number of rooms occupied, it is not a direct correlation.

MANUFACTURED HOUSING DATA AS OF 6/13/2006

Hurricanes Katrina / Rita Manufactured Housing Data		6.13.06
Louisiana		
Inventory at Staging Area		1,644
Travel Trailers		1,310
Mobile Homes		212
Modular Housing		122
Issued from Staging Area -Today		130
Pads - Leased (1)		12,505
Pads - Leases Pending		92,289
RFO		78,836
Travel Trailers		74,952
Mobile Homes		3,884
Occupied		72,890
Travel Trailers		69,730
Mobile Homes		3,160
Total Units Vacant (TT/MH)		5,946
Mississippi		
Inventory at Staging Area		1,624
Travel Trailers		1,157
Mobile Homes		467
Modular Housing		0
Issued from Staging Area -Today		26
Pads - Leased (1)		6,403
Pads - Leases Pending		334
RFO		38,582
Travel Trailers		34,059
Mobile Homes		4,523
Occupied		38,297
Travel Trailers		33,928
Mobile Homes		4,369
Total Units Vacant (TT/MH)		285
Alabama		
Inventory at Staging Area		2,900
Travel Trailers		1,162
Mobile Homes		1,738
Modular Housing		0
Issued from Staging Area -Today		64
Pads - Leased (1)		3,491
Pads - Leases Pending		184
RFO		3,482
Travel Trailers		3,482
Mobile Homes		0
Occupied		1,827
Travel Trailers		1,827
Mobile Homes		0
Total Units Vacant (TT/MH)		1,655

MANUFACTURED HOUSING DATA AS OF 6/13/2006

Hurricanes Katrina / Rita Manufactured Housing Data Continued	
Texas	
Inventory at Staging Area	12,309
Travel Trailers	186
Mobile Homes	10,948
Modular Housing	1,175
Issued from Staging Area-Today	55
Pads - Leased (1)	194
Pads - Leases Pending	0
RFO	3,949
Travel Trailers	3,949
Mobile Homes	0
Occupied	3,932
Travel Trailers	3,932
Mobile Homes	0
Total Units Vacant (TT/MH)	17
Florida	
Inventory at Staging Area	805
Travel Trailers	583
Mobile Homes	222
Modular Housing	0
Issued from Staging Area -Today	0
Totals	
RFO - Totals	124,849
Occupied - Totals	116,946
Vacant - Totals	7,903
Comments	
The figures contained in this report are based on best available data.	
» Report includes travel trailer, mobile home data and modular housing data.	
» Staging areas: LA - New Orleans, Baton Rouge and Lake Charles; AR - Hope; AL - Selma-Craig and Summerdale; TX - Texarkana and Jasper; MS - Purvis and Carne	
» FL-LT manages Florida manufactured housing.	
» Emergency Housing Sites include industrial, commercial, private and group sites.	
Notes:	
1. Excludes private and industrial EGS.	
2. Includes private, industrial, commercial and group sites.	

KATRINA DECLARATIONS BY MAJOR OBJECT CLASS

AS OF 06-14-2006

ROUNDED TO THE NEAREST DOLLAR / PERCENT

PROGRAM AREA	PROGRAM NAME	ALLOCATIONS	UN-OBLIGATED COMMITMENTS	OBLIGATIONS	UN-OBLIGATED ALLOCATIONS(c)	UN-LIQUIDATED OBLIGATIONS	EXPENDITURES	ALLOCATION AVAILABLE
1-HUMAN SERVICES	2503-UNEMPLOYMENT	423,459,491		410,183,399	13,276,092		410,183,399	13,276,092
	2504-CRISIS COUNSELING-NIMH	70,531,403		21,048,736	49,482,667		21,048,736	49,482,667
	2576-LEGAL SERVICES	231,675	103,900	127,267	104,408		127,267	508
	2592-INSPECTIONS	194,843,996	36,815,532	158,025,830	36,818,166	43,833,360	114,192,470	2,634
	4149-OTHER NEEDS ASSISTANCE	1,810,849,976		1,810,849,976		55,028,283	1,755,821,693	
	414X-HOUSING ASSISTANCE	4,072,274,422	5,883	4,072,377,297	(102,874)	43,238,597	4,029,138,700	(108,758)
	4152-CRISIS COUNSELING-SCC	39,872,020		39,472,683	399,337	19,736,190	19,736,493	399,337
	MANUFACTURED HOUSING	7,222,789,141	1,750,956,204	5,413,609,857	1,809,179,284	1,209,955,478	4,203,654,379	58,223,081
	TOTAL	13,834,852,125	1,787,881,519	11,925,695,044	1,909,157,080	1,371,791,908	10,553,903,136	121,275,561
2-INFRASTRUCTURE	2594-INSPECTIONS	341,349,628	4,107,100	332,081,873	9,267,755	128,084,070	203,997,803	5,160,655
	416X-PUBLIC ASSISTANCE	4,913,478,748		4,788,958,270	124,520,478	2,425,402,972	2,363,555,298	124,520,478
	TOTAL	5,254,828,375	4,107,100	5,121,040,143	133,788,233	2,553,487,042	2,567,553,100	129,681,133
3-MITIGATION	2593-INSPECTIONS	29,843,721	3,896,937	21,670,784	8,172,937	15,420,285	6,250,499	4,276,000
	4173-HAZARD MITIGATION	15,570,624		15,570,624		15,292,788	277,836	
	TOTAL	45,414,345	3,896,937	37,241,408	8,172,937	30,713,073	6,528,335	4,276,000
4-OPERATIONS	2507-MISSIONS-TA	27,305,756		26,074,256	1,231,500	24,033,607	2,040,649	1,231,500
	2508-MISSIONS-DFA	4,872,347,155		4,881,241,959	(8,894,804)	4,407,080,875	474,161,084	(8,894,804)
	TOTAL	4,899,652,911		4,907,316,215	(7,663,304)	4,431,114,482	476,201,733	(7,663,304)
5-ADMINISTRATION	11XX-SALARIES & BENEFITS	325,929,511		329,083,153	(3,153,642)	329,083,153	(3,153,642)	
	21XX-TRAVEL	216,000,574	3,294,912	206,682,455	9,318,119	22,079,571	184,602,884	6,023,207
	22XX-TRANSPORTION	46,023,671	84,028	41,645,241	4,378,431	6,562,282	35,082,959	4,294,403
	23XX-RENT, COMM, UTILITIES	276,089,427	29,749,878	245,342,448	30,746,979	65,468,372	179,874,076	997,101
	24XX-PRINT & REPRO	5,491,368	356,519	4,775,526	715,842	3,051,336	1,724,190	359,323
	2501-MISSIONS-FOS	2,336,234,037		2,331,812,913	4,421,124	1,856,851,058	474,961,854	4,421,124
	25XX-OTHER SERVICES	1,953,359,081	272,602,101	1,677,721,715	275,637,366	706,621,291	971,100,425	3,035,264
	26XX-SUPPLIES & MATERIALS	550,521,551	35,795,694	507,833,176	42,688,375	203,538,501	304,294,675	6,892,681
	31XX-EQUIPMENT	214,222,717	28,904,817	179,366,968	34,855,749	23,723,691	155,643,276	5,950,932
	32XX-LAND & STRUCTURES	11,492,466	3,218,655	7,790,645	3,701,821	2,250,179	5,540,466	483,166
	4101-URBAN SEARCH & RESCUE	75,195,470		75,195,469	1	49,767,961	25,427,508	1
	TOTAL	6,010,559,873	374,006,605	5,607,249,708	403,310,165	2,939,914,242	2,667,335,466	29,303,560
GRAND TOTAL	30,045,307,628	2,169,892,160	27,598,542,518	2,446,765,110	11,327,020,748	16,271,521,770	276,872,950	

KATRINA DECLARATIONS BY PROGRAM AREA

AS OF 06-14-2006

PROGRAM CODE	STATE NAME	PROGRAM AREA	ALLOCATIONS	UN-OBLIGATED COMMITMENTS	OBLIGATIONS	UN-OBLIGATED ALLOCATIONS(c)	UN-LIQUIDATED OBLIGATIONS	EXPENDITURES	ALLOCATION AVAILABLE
1602DR	FLORIDA	2-INFRASTRUCTURE	160,558,474		160,742,140	(183,666)	53,548,005	107,194,135	(183,666)
		4-OPERATIONS	10,000		10,000		10,000		
		5-ADMINISTRATION	32,403,764	213,336	27,594,247	4,809,517	15,525,822	12,068,425	4,596,181
		TOTAL	192,972,238	213,336	188,346,387	4,625,851	69,083,827	119,262,560	4,412,515
1603DR	LOUISIANA	1-HUMAN SERVICES	9,764,384,125	1,224,919,635	8,474,943,764	1,289,440,360	942,630,696	7,532,313,069	64,520,726
		2-INFRASTRUCTURE	2,882,931,247	3,023,800	2,818,346,210	64,585,037	1,591,975,098	1,226,371,113	61,561,237
		3-MITIGATION	13,702,216	1,093,240	9,307,976	4,394,240	5,788,788	3,519,188	3,301,000
		4-OPERATIONS	2,963,185,001		2,971,791,306	(8,606,306)	2,717,213,649	254,577,657	(8,606,306)
		TOTAL	18,682,075,957	1,522,257,279	17,033,915,196	1,648,160,761	6,609,074,622	10,424,840,574	125,903,482
1604DR	MISSISSIPPI	1-HUMAN SERVICES	3,391,619,438	513,100,328	2,827,292,323	564,327,114	379,190,381	2,448,101,943	51,226,786
		2-INFRASTRUCTURE	1,400,422,117	1,063,300	1,384,691,070	15,731,047	745,538,890	639,152,180	14,667,747
		3-MITIGATION	21,232,743	2,768,697	17,789,046	3,443,697	15,559,393	2,229,654	675,000
		4-OPERATIONS	1,711,212,910		1,710,269,909	943,001	1,541,872,571	168,397,338	943,001
		TOTAL	9,197,734,321	592,343,249	8,529,645,208	668,089,113	4,154,990,041	4,374,655,167	75,745,865
1605DR	ALABAMA	1-HUMAN SERVICES	678,848,562	49,861,556	623,458,957	55,389,606	49,970,832	573,488,125	5,528,049
		2-INFRASTRUCTURE	100,426,362	20,000	98,551,084	1,875,278	26,635,287	71,915,796	1,855,278
		3-MITIGATION	10,479,386	35,000	10,144,386	335,000	9,364,893	779,493	300,000
		4-OPERATIONS	181,500,000		181,500,000		129,610,047	51,889,953	
		TOTAL	1,174,907,575	55,073,609	1,104,814,714	70,092,861	294,742,017	810,072,697	15,019,252
3212EM	LOUISIANA	2-INFRASTRUCTURE							
		4-OPERATIONS	1,500,000		1,500,000		1,497,904	2,096	
		5-ADMINISTRATION	7,008,058		7,008,058		6,246,960	761,098	
		TOTAL	8,508,058		8,508,058		7,744,864	763,194	
3213EM	MISSISSIPPI	2-INFRASTRUCTURE							
		4-OPERATIONS							
		5-ADMINISTRATION	2,622,585		2,622,585		2,528,736	93,849	
		TOTAL	2,622,585		2,622,585		2,528,736	93,849	
3214EM	ALABAMA	2-INFRASTRUCTURE							
		4-OPERATIONS							
		5-ADMINISTRATION	84,454		84,454		31,478	52,976	
		TOTAL	84,454		84,454		31,478	52,976	
3215EM	ARKANSAS	2-INFRASTRUCTURE	46,325,491		46,325,886	(395)	1,897,581	44,428,305	(395)
		4-OPERATIONS	3,500,000		3,500,000		3,500,000		
		5-ADMINISTRATION	4,378,914		4,302,255	76,660	773,134	3,529,120	76,660
		TOTAL	54,204,405		54,128,141	76,265	6,170,715	47,957,426	76,265
3216EM	TEXAS	2-INFRASTRUCTURE	499,450,699		475,204,896	24,245,803	86,174,512	389,030,384	24,245,803
		4-OPERATIONS	37,740,000		37,740,000		36,405,311	1,334,689	
		5-ADMINISTRATION	21,022,652	4,688	18,151,022	2,871,631	8,959,821	9,191,201	2,866,943
		TOTAL	558,213,351	4,688	531,095,918	27,117,434	131,539,645	399,556,273	27,112,746
3217EM	TENNESSEE	2-INFRASTRUCTURE	29,000,000		27,596,970	1,403,030	1,786,361	25,810,609	1,403,030
		4-OPERATIONS	5,000		5,000		5,000		
		5-ADMINISTRATION	83,363		83,363		2,000	81,363	
		TOTAL	29,088,363		27,685,333	1,403,030	1,793,361	25,891,972	1,403,030
3218EM	GEORGIA	2-INFRASTRUCTURE	20,900,000		16,421,239	4,478,761	7,021,689	9,399,550	4,478,761
		5-ADMINISTRATION	52,767		52,767		52,000	767	
		TOTAL	20,952,767		16,474,006	4,478,761	7,073,689	9,400,317	4,478,761
3219EM	OKLAHOMA	2-INFRASTRUCTURE	14,250,313		11,666,597	2,583,716	1,552,139	10,114,458	2,583,716
		5-ADMINISTRATION	176,910		161,938	14,972	12,604	149,334	14,972
		TOTAL	14,427,223		11,828,535	2,598,688	1,564,743	10,263,792	2,598,688
3220EM	FLORIDA	2-INFRASTRUCTURE	9,200,000		7,845,819	1,354,181	5,619,038	2,226,781	1,354,181
		5-ADMINISTRATION	2,272		2,272		2,272		
		TOTAL	9,202,272		7,848,091	1,354,181	5,619,038	2,229,053	1,354,181
3221EM	WEST VIRGINIA	2-INFRASTRUCTURE	621,000		608,244	12,756	302,461	305,784	12,756
		5-ADMINISTRATION	123,811		103,490	20,321	103,490	20,321	
		TOTAL	744,811		711,735	33,077	302,461	409,274	33,077
3222EM	NORTH CAROLINA	2-INFRASTRUCTURE	2,000,000		1,975,640	24,360	405,632	1,570,009	24,360
		5-ADMINISTRATION	2,261		2,261		2,000	261	
		TOTAL	2,002,261		1,977,901	24,360	407,632	1,570,270	24,360

PROGRAM CODE	STATE NAME	PROGRAM AREA	ALLOCATIONS	UN-OBLIGATED COMMITMENTS	OBLIGATIONS	UN-OBLIGATED ALLOCATIONS(c)	UN-LIQUIDATED OBLIGATIONS	EXPENDITURES	ALLOCATION AVAILABLE
3223EM	UTAH	2-INFRASTRUCTURE	1,333,020		1,333,020	0		1,333,020	0
		4-OPERATIONS							
		5-ADMINISTRATION	81,798		62,207	19,590	15,273	46,935	19,590
		TOTAL	1,414,818		1,395,227	19,591	15,273	1,379,954	19,591
3224EM	COLORADO	2-INFRASTRUCTURE	13,597,030		13,597,030	0	333,344	13,263,686	0
		4-OPERATIONS							
		5-ADMINISTRATION	648,680		541,465	107,215	16,809	524,656	107,215
		TOTAL	14,245,710		14,138,495	107,215	350,153	13,788,342	107,215
3225EM	MICHIGAN	2-INFRASTRUCTURE	1,700,000		1,581,830	118,170	921,930	659,900	118,170
		5-ADMINISTRATION	603,594		394,385	209,209	79,898	314,487	209,209
		TOTAL	2,303,594		1,976,215	327,379	1,001,828	974,387	327,379
		2-INFRASTRUCTURE	1,802,568		1,790,874	11,694	1,790,874		11,694
3226EM	DISTRICT OF COLUMBIA	5-ADMINISTRATION	100,803		54,053	46,751		54,053	46,751
		TOTAL	1,903,371		1,844,926	58,445	1,790,874	54,053	58,445
		2-INFRASTRUCTURE	2,990,770		2,990,769	1	2,990,769		1
		5-ADMINISTRATION	417,046		341,527	75,519	29,958	311,569	75,519
3227EM	WASHINGTON	TOTAL	3,407,816		3,332,296	75,521	3,020,727	311,569	75,521
		2-INFRASTRUCTURE	2,047,247		2,047,243	4	1,656,561	390,683	4
		5-ADMINISTRATION	45,053		38,096	6,957	6,579	31,516	6,957
		TOTAL	2,092,300		2,085,339	6,961	1,663,140	422,199	6,961
3229EM	NEW MEXICO	2-INFRASTRUCTURE	2,139,828		842,581	1,297,247	712,732	129,849	1,297,247
		5-ADMINISTRATION	106,507		70,132	36,375	3,770	66,361	36,375
		TOTAL	2,246,335		912,713	1,333,622	716,502	196,210	1,333,622
		2-INFRASTRUCTURE	2,418,578		1,104,288	1,314,290	33,381	1,070,907	1,314,290
3230EM	ILLINOIS	5-ADMINISTRATION	250,118		209,663	40,455	43,117	166,546	40,455
		TOTAL	2,668,696		1,313,951	1,354,745	76,498	1,237,453	1,354,745
		2-INFRASTRUCTURE	4,300,000		4,259,405	40,595	3,029,558	1,229,847	40,595
		5-ADMINISTRATION	9,961		9,961		2,000		7,961
3231EM	KENTUCKY	TOTAL	4,309,961		4,269,366	40,595	3,031,558	1,237,808	40,595
		2-INFRASTRUCTURE	2,005,000		1,958,975	46,025	1,925,375	33,600	46,025
		5-ADMINISTRATION	670,895		615,894	55,001	9,686	606,208	55,001
		TOTAL	2,675,895		2,574,869	101,026	1,935,061	639,808	101,026
3232EM	MISSOURI	2-INFRASTRUCTURE	3,614,915		3,507,849	107,066	600,217	2,907,631	107,066
		5-ADMINISTRATION	42,089		42,089		2,000	40,089	
		TOTAL	3,657,004		3,549,938	107,066	602,217	2,947,721	107,066
		2-INFRASTRUCTURE	261,722		261,676	46	50,344	211,332	46
3233EM	SOUTH CAROLINA	5-ADMINISTRATION	32,700		12,130	20,570	1,778	10,352	20,570
		TOTAL	294,422		273,805	20,617	52,122	221,684	20,617
		2-INFRASTRUCTURE	2,639,000		2,626,484	12,516	846,270	1,780,214	12,516
		5-ADMINISTRATION	265,425		248,895	16,531	8,000	240,895	16,531
3234EM	SOUTH DAKOTA	TOTAL	2,904,425		2,875,378	29,047	854,270	2,021,109	29,047
		2-INFRASTRUCTURE	163,200		163,069	131	9,135	153,933	131
		5-ADMINISTRATION	187		187	0		187	0
		TOTAL	163,387		163,255	132	9,135	154,120	132
3235EM	PENNSYLVANIA	2-INFRASTRUCTURE	3,000,000		2,932,555	67,445	1,077,681	1,854,874	67,445
		4-OPERATIONS	1,000,000		1,000,000		1,000,000		
		5-ADMINISTRATION							
		TOTAL	4,000,000		3,932,555	67,445	2,077,681	1,854,874	67,445
3236EM	KANSAS	2-INFRASTRUCTURE	4,127,992		3,861,626	266,366	3,825,376	36,250	266,366
		5-ADMINISTRATION	22,864		2,392	20,472	450	1,942	20,472
		TOTAL	4,150,856		3,864,018	286,838	3,825,826	38,192	286,838
		2-INFRASTRUCTURE	222,618		222,618		11,394	211,224	
3237EM	ALABAMA	5-ADMINISTRATION	15,278		5,639	9,638		5,639	9,638
		TOTAL	237,895		228,257	9,638	11,394	216,863	9,638
		2-INFRASTRUCTURE	593,100		592,846	254	191,594	401,253	254
		5-ADMINISTRATION	130,910		105,603	25,307		105,603	25,307
3238EM	INDIANA	TOTAL	724,010		698,449	25,561	191,594	506,855	25,561
		2-INFRASTRUCTURE	5,280,730		5,266,403	14,327	1,209,098	4,057,305	14,327
		5-ADMINISTRATION	2,247,388		2,226,750	20,638	2,009,613	217,136	20,638
		TOTAL	7,528,118		7,493,153	34,965	3,218,711	4,274,441	34,965
3239EM	IOWA	2-INFRASTRUCTURE	15,000,000		3,850,126	11,149,874	2,868,757	981,368	11,149,874
		5-ADMINISTRATION	24,450		24,450			24,450	
		TOTAL	15,024,450		3,850,126	11,174,324	2,868,757	981,368	11,174,324
		2-INFRASTRUCTURE	2,639,000		2,626,484	12,516	846,270	1,780,214	12,516
3240EM	VIRGINIA	5-ADMINISTRATION	265,425		248,895	16,531	8,000	240,895	16,531
		TOTAL	2,904,425		2,875,378	29,047	854,270	2,021,109	29,047
		2-INFRASTRUCTURE	163,200		163,069	131	9,135	153,933	131
		5-ADMINISTRATION	187		187	0		187	0
3241EM	ARIZONA	TOTAL	163,387		163,255	132	9,135	154,120	132
		2-INFRASTRUCTURE	3,000,000		2,932,555	67,445	1,077,681	1,854,874	67,445
		4-OPERATIONS	1,000,000		1,000,000		1,000,000		
		5-ADMINISTRATION							
3242EM	MINNESOTA	TOTAL	4,000,000		3,932,555	67,445	2,077,681	1,854,874	67,445
		2-INFRASTRUCTURE	4,127,992		3,861,626	266,366	3,825,376	36,250	266,366
		5-ADMINISTRATION	22,864		2,392	20,472	450	1,942	20,472
		TOTAL	4,150,856		3,864,018	286,838	3,825,826	38,192	286,838
3243EM	ARIZONA	2-INFRASTRUCTURE	222,618		222,618		11,394	211,224	
		5-ADMINISTRATION	15,278		5,639	9,638		5,639	9,638
		TOTAL	237,895		228,257	9,638	11,394	216,863	9,638
		2-INFRASTRUCTURE	593,100		592,846	254	191,594	401,253	254
3244EM	VIRGINIA	5-ADMINISTRATION	130,910		105,603	25,307		105,603	25,307
		TOTAL	724,010		698,449	25,561	191,594	506,855	25,561
		2-INFRASTRUCTURE	5,280,730		5,266,403	14,327	1,209,098	4,057,305	14,327
		5-ADMINISTRATION	2,247,388		2,226,750	20,638	2,009,613	217,136	20,638
3245EM	ARIZONA	TOTAL	7,528,118		7,493,153	34,965	3,218,711	4,274,441	34,965
		2-INFRASTRUCTURE	15,000,000		3,850,126	11,149,874	2,868,757	981,368	11,149,874
		5-ADMINISTRATION	24,450		24,450			24,450	
		TOTAL	15,024,450		3,850,126	11,174,324	2,868,757	981,368	11,174,324

PROGRAM CODE	STATE NAME	PROGRAM AREA	ALLOCATIONS	UN-OBLIGATED COMMITMENTS	OBLIGATIONS	UN-OBLIGATED ALLOCATIONS(c)	UN-LIQUIDATED OBLIGATIONS	EXPENDITURES	ALLOCATION AVAILABLE
3243EM	NEVADA	2-INFRASTRUCTURE	1,000,000		568,297	431,703	73,238	495,059	431,703
		5-ADMINISTRATION	301,319		272,900	28,420	7,146	265,754	28,420
		TOTAL	1,301,319		841,197	460,122	80,384	760,813	460,122
3244EM	IDAHO	2-INFRASTRUCTURE	584,137		584,134	3	457,202	126,932	3
		5-ADMINISTRATION	35,700		10,108	25,592	249	9,860	25,592
		TOTAL	619,837		594,243	25,594	457,451	136,792	25,594
3245EM	NEBRASKA	2-INFRASTRUCTURE	210,100		210,100		146,556	63,544	
		5-ADMINISTRATION	1,302		1,302			1,302	
		TOTAL	211,402		211,402		146,556	64,846	
3246EM	CONNECTICUT	2-INFRASTRUCTURE	1,000,000		353,722	646,278	353,722		646,278
		5-ADMINISTRATION	43,301		37,443	5,858	13,718	23,725	5,858
		TOTAL	1,043,301		391,165	652,136	367,440	23,725	652,136
3247EM	NORTH DAKOTA	2-INFRASTRUCTURE	23,747		23,747	0	23,747		0
		5-ADMINISTRATION	41,985		25,855	16,131	1,596	24,259	16,131
		TOTAL	65,732		49,602	16,131	25,342	24,259	16,131
3248EM	CALIFORNIA	2-INFRASTRUCTURE	200,000			200,000			200,000
		5-ADMINISTRATION	703,320		627,181	76,139	29,199	597,982	76,139
		TOTAL	903,320		627,181	276,139	29,199	597,982	276,139
3249EM	WISCONSIN	2-INFRASTRUCTURE	3,501,228		2,970,100	531,128	2,110,067	860,032	531,128
		5-ADMINISTRATION	24,737		1,225	23,512		1,225	23,512
		TOTAL	3,525,965		2,971,325	554,640	2,110,067	861,257	554,640
3250EM	OHIO	2-INFRASTRUCTURE	2,518,180		2,491,579	26,601	1,067,947	1,423,632	26,601
		5-ADMINISTRATION	25,350		25,350			25,350	25,350
		TOTAL	2,543,530		2,491,579	51,951	1,067,947	1,423,632	51,951
3251EM	MARYLAND	2-INFRASTRUCTURE	1,637,550		1,436,705	200,845	828,851	607,854	200,845
		5-ADMINISTRATION	106,326		82,847	23,479		82,847	23,479
		TOTAL	1,743,876		1,519,551	224,324	828,851	690,700	224,324
3252EM	MASSACHUSETTS	2-INFRASTRUCTURE	5,250,000		4,692,706	557,294	359,990	4,332,716	557,294
		5-ADMINISTRATION	343,796		345,478	(1,682)	8,966	336,513	(1,682)
		TOTAL	5,593,796		5,038,184	555,612	368,956	4,669,228	555,612
3253EM	MONTANA	2-INFRASTRUCTURE	400,000		397,372	2,628	279,633	117,739	2,628
		5-ADMINISTRATION	42,856		34,786	8,070	3,555	31,231	8,070
		TOTAL	442,856		432,158	10,698	283,187	148,971	10,698
3255EM	RHODE ISLAND	2-INFRASTRUCTURE	1,500,000		1,008,050	491,950	942,436	65,614	491,950
		5-ADMINISTRATION	24,708		22,112	2,596	5,876	16,236	2,596
		TOTAL	1,524,708		1,030,162	494,545	948,312	81,850	494,545
3256EM	MAINE	2-INFRASTRUCTURE	100,000		47,927	52,073	353	47,575	52,073
		5-ADMINISTRATION	6,000		6,000		6,000		6,000
		TOTAL	106,000		53,927	52,073	6,353	47,575	52,073
3257EM	NEW JERSEY	2-INFRASTRUCTURE	120,026		120,026		3,334	116,692	
		5-ADMINISTRATION	60,617		54,420	6,197	6,223	48,196	6,197
		TOTAL	180,643		174,445	6,197	9,557	164,888	6,197
3258EM	NEW HAMPSHIRE	2-INFRASTRUCTURE	100,000		9,887	90,113	9,887		90,113
		5-ADMINISTRATION	6,000		6,000		5,908	92	
		TOTAL	106,000		15,887	90,113	15,796	92	90,113
3262EM	NEW YORK	2-INFRASTRUCTURE	1,258,446		1,258,446		266,421	992,025	
		5-ADMINISTRATION	292,350		282,743	9,607	6,164	276,580	9,607
		TOTAL	1,550,796		1,541,189	9,607	272,584	1,268,605	9,607
3263EM	DELAWARE	2-INFRASTRUCTURE	101,941		100,286	1,655	22,579	77,707	1,655
		5-ADMINISTRATION	48,900		443	48,457		443	48,457
		TOTAL	150,841		100,729	50,112	22,579	78,150	50,112
GRAND TOTAL			30,045,307,628	2,169,892,160	27,598,542,518	2,446,765,110	11,327,020,748	16,271,521,770	276,872,950

KATRINA MISSION ASSIGNMENTS

AS OF 06-14-2006

OBLIGATIONS	
DHS AGENCIES	Total
BTS	200,000
CBP	30,957,949
DHSOIG	200,000
FLETC	460,103
FPS	173,937,173
IAIP	214,000
ICE	36,417,200
NCS	7,318,000
OCFO	210,000
OSLGCP	200,000
S&T	100,000
TSA	455,000
USCG	415,557,501
USCIS	910,000
USSS	8,800
Subtotal, DHS	667,145,726
OTHER AGENCIES	Total
AID	17,354,000
APHIS	380,000
ARC	55,000
BUREC	1,089,000
CDC	20,098,500
CNCS	4,415,500
COE-LRD	15,000
COE-MVD	3,835,644,516
COE-SAD	181,635,000
DHUD	82,945,000
DOC	1,200,000
DOD	1,127,743,169
DOE	390,000
DOED	230,000
DOI	1,324,400
DOL	325,000
DOS	55,000
DOT	438,162,527
EEOC	200,000
EPA	323,886,200
FAA	
FCC	200,000
FCSIC	200,000
FMSHRC	200,000
FNS	20,000
GSA	78,033,268
HHS	162,682,806
MSPB	2,000
NAR	625,000
NASA	541,500
NCPC	20,000
NCUA	
NGA	620,000
NLRB	240,000
NOAA	2,250,000
NPS	157,000
NRC	200,000
NSF	200,000
OPM	615,000
OSHA	21,225,000
RRB	25,000
SBA	200,000
SCS	11,800
SEC	2,000
SSA	1,025,000
TREAS	2,610,650
TVA	9,184,271
USDA	12,560,500
USDJ	55,629,600
USFS	179,195,288
USGS	460,800
USPC	4,697,217
USPHS	
USPS	1,126,889
VA	75,000
Subtotal, Other Agencies	6,571,983,402
Grand Total MA s	7,239,129,128

RITA DECLARATIONS BY MAJOR OBJECT CLASS

AS OF 06-14-2006

PROGRAM AREA	PROGRAM NAME	ALLOCATIONS	UN-OBLIGATED COMMITMENTS	OBLIGATIONS	UN-OBLIGATED ALLOCATIONS(c)	UN-LIQUIDATED OBLIGATIONS	EXPENDITURES	ALLOCATION AVAILABLE
1-HUMAN SERVICES	2503-UNEMPLOYMENT	23,167,496		21,545,421	1,622,075		21,545,421	1,622,075
	2504-CRISIS COUNSELING-NIMH	1,546,988		1,546,988			1,546,988	
	2576-LEGAL SERVICES							
	2592-INSPECTIONS	75,017,470	30,808	74,985,467	32,003	28,513,129	46,472,338	1,195
	4149-OTHER NEEDS ASSISTANCE	103,000,500		103,000,000	500	1,823,017	101,176,983	500
	414X-HOUSING ASSISTANCE	915,754,963		915,754,064	899	8,279,458	907,474,606	899
	4152-CRISIS COUNSELING-SCC	1,557,215		650,742	906,473	650,742		906,473
	4154-OTHER NEEDS ASSISTANCE	71,880,000		71,880,000		3,563,504	68,316,496	
	MANUFACTURED HOUSING	247,797,400	91,035,565	141,964,617	105,832,783	39,994,384	101,970,233	14,797,219
TOTAL	1,439,722,032	91,066,373	1,331,327,298	108,394,734	82,824,234	1,248,503,064	17,328,360	
2-INFRASTRUCTURE	2594-INSPECTIONS	19,632,900	190,000	19,395,978	236,922	7,734,104	11,661,874	46,922
	416X-PUBLIC ASSISTANCE	605,427,097		598,001,025	7,426,072	251,852,869	346,148,156	7,426,072
	TOTAL	625,059,997	190,000	617,397,003	7,662,994	259,586,973	357,810,030	7,472,994
3-MITIGATION	2593-INSPECTIONS	16,324,974	2,785,887	9,904,124	6,420,850	7,250,122	2,654,002	3,634,963
	4173-HAZARD MITIGATION	12,002,430		11,182,587	819,843	11,161,937	20,650	819,843
	TOTAL	28,327,404	2,785,887	21,086,711	7,240,693	18,412,059	2,674,652	4,454,806
4-OPERATIONS	2507-MISSIONS-TA	750,000		750,000		563,471	186,529	
	2508-MISSIONS-DFA	763,196,000		755,013,600	8,182,400	685,017,169	69,996,431	8,182,400
	TOTAL	763,946,000		755,763,600	8,182,400	685,580,641	70,182,959	8,182,400
5-ADMINISTRATION	11XX-SALARIES & BENEFITS	50,046,610		51,066,091	(1,019,481)		51,066,091	(1,019,481)
	21XX-TRAVEL	33,582,340	31,829	33,493,271	89,069	2,400,266	31,093,005	57,240
	22XX-TRANSPORTION	3,761,000	79,000	1,549,000	2,212,000	782,146	766,854	2,133,000
	23XX-RENT, COMM, UTILITIES	22,912,325	3,969,836	18,638,549	4,273,776	6,164,921	12,473,627	303,940
	24XX-PRINT & REPRO	1,143,000	150,848	829,781	313,219	538,790	290,992	162,371
	2501-MISSIONS-FOS	395,748,351		395,221,855	526,495	354,680,502	40,541,353	526,495
	25XX-OTHER SERVICES	551,115,374	95,068,477	448,985,066	102,130,308	216,800,088	232,184,978	7,061,831
	26XX-SUPPLIES & MATERIALS	50,080,975	2,648,149	43,522,665	6,558,309	11,467,018	32,055,647	3,910,161
	31XX-EQUIPMENT	13,545,983	3,933,612	9,268,556	4,277,428	3,397,793	5,870,763	343,816
	32XX-LAND & STRUCTURES	2,100,000		400,000	1,700,000	400,000		1,700,000
	4101-URBAN SEARCH & RESCUE	22,400,226	120,000	22,280,226	120,000	16,456,722	5,823,505	
TOTAL	1,146,436,184	106,001,750	1,025,255,061	121,181,123	613,088,245	412,166,815	15,179,373	
GRAND TOTAL	4,003,491,617	200,044,011	3,750,829,673	252,661,944	1,659,492,152	2,091,337,520	52,617,933	

RITA DECLARATIONS BY PROGRAM AREA

AS OF 06-14-2006

PROGRAM CODE	STATE NAME	PROGRAM AREA	ALLOCATIONS	UN-OBLIGATED COMMITMENTS	OBLIGATIONS	UN-OBLIGATED ALLOCATIONS(c)	UN-LIQUIDATED OBLIGATIONS	EXPENDITURES	ALLOCATION AVAILABLE
1606DR	TEXAS	1-HUMAN SERVICES	839,249,938	42,570,268	779,351,834	59,898,104	69,311,675	710,040,159	17,327,836
		2-INFRASTRUCTURE	310,380,900	190,000	308,978,618	1,402,282	84,254,579	224,724,039	1,212,282
		3-MITIGATION	23,048,877	2,050,847	16,553,224	6,495,653	15,913,805	639,419	4,444,806
		4-OPERATIONS	238,200,000		235,517,600	2,682,400	221,669,559	13,848,041	2,682,400
		5-ADMINISTRATION	619,719,480	67,541,152	542,649,327	77,070,152	297,024,027	245,625,300	9,529,001
		TOTAL	2,030,599,195	112,352,267	1,883,050,603	147,548,592	688,173,645	1,194,876,958	35,196,325
1607DR	LOUISIANA	1-HUMAN SERVICES	600,472,094	48,496,105	551,975,464	48,496,630	13,512,559	538,462,905	525
		2-INFRASTRUCTURE	299,564,097		293,663,641	5,900,456	170,819,887	122,843,754	5,900,456
		3-MITIGATION	5,278,527	735,040	4,533,487	745,040	2,498,254	2,035,233	10,000
		4-OPERATIONS	520,636,000		515,136,000	5,500,000	458,801,082	56,334,918	5,500,000
		5-ADMINISTRATION	424,406,563	38,460,599	380,295,592	44,110,971	220,085,544	160,210,047	5,650,372
		TOTAL	1,850,357,280	87,691,744	1,745,604,184	104,753,096	865,717,326	879,886,858	17,061,353
3259EM	FLORIDA	2-INFRASTRUCTURE	9,100,000		8,921,857	178,143	3,937,701	4,984,156	178,143
		4-OPERATIONS	10,000		10,000		10,000		
		5-ADMINISTRATION	1,280,801		1,280,801		1,211,541	69,260	
		TOTAL	10,390,801		10,212,657	178,143	5,159,242	5,053,416	178,143
3260EM	LOUISIANA	2-INFRASTRUCTURE							
		4-OPERATIONS	100,000		100,000		100,000		
		5-ADMINISTRATION	175,000		175,000		175,000		
		TOTAL	275,000		275,000		275,000		
3261EM	TEXAS	2-INFRASTRUCTURE	6,015,000		5,832,888	182,112	574,807	5,258,081	182,112
		4-OPERATIONS	5,000,000		5,000,000		5,000,000		
		5-ADMINISTRATION	100,854,341		100,854,341		94,592,133	6,262,208	
		TOTAL	111,869,341		111,687,228	182,112	100,166,940	11,520,289	182,112
GRAND TOTAL			4,003,491,617	200,044,011	3,750,829,673	252,661,944	1,659,492,152	2,091,337,520	52,617,933

RITA MISSION ASSIGNMENTS

AS OF 06-14-2006

OBLIGATIONS	
DHS AGENCIES	Total
CBP	12,000,000
FPS	12,775,000
NCS	5,862,685
USCG	26,741,000
Subtotal, DHS	57,378,685
OTHER AGENCIES	Total
APHIS	20,000
ARC	
BIA	317,600
BUREC	1,000,000
CDC	
CNCS	240,000
COE-MVD	377,825,000
COE-NAD	
COE-SAD	155,000
COE-SWD	265,928,900
DHUD	120,000
DOD	48,480,000
DOE	60,000
DOI	5,000
DOT	67,021,270
EPA	44,545,000
GSA	540,000
HHS	83,290,000
NGA	690,000
NOAA	2,790,000
TREAS	80,000
TVA	2,080,000
USDA	6,470,000
USFS	180,905,000
USGS	44,000
USPC	1,000,000
VA	10,000,000
Subtotal, Other Agencies	1,093,606,770
GRAND TOTAL MA s	1,150,985,455

WILMA DECLARATIONS BY MAJOR OBJECT CLASS

AS OF 06-14-2006

PROGRAM AREA	PROGRAM NAME	ALLOCATIONS	UN-OBLIGATED COMMITMENTS	OBLIGATIONS	UN-OBLIGATED ALLOCATIONS(c)	UN-LIQUIDATED OBLIGATIONS	EXPENDITURES	ALLOCATION AVAILABLE
1-HUMAN SERVICES	2503-UNEMPLOYMENT	5,770,125		5,770,125			5,770,125	
	2504-CRISIS COUNSELING-NIMH	3,246,808		3,246,808			3,246,808	
	2576-LEGAL SERVICES	5,000		5,000			5,000	
	2592-INSPECTIONS	44,379,400	2,000,000	44,354,901	24,499	5,489,391	38,865,510	(1,975,501)
	4149-OTHER NEEDS ASSISTANCE	183,000,000		183,000,000		39,752,214	143,247,786	
	414X-HOUSING ASSISTANCE	163,715,000		163,695,000	20,000	17,424,348	146,270,652	20,000
	4152-CRISIS COUNSELING-SCC	2,628,148		1,164,961	1,463,187		1,164,961	1,463,187
	TOTAL	491,757,481	8,454,539	480,643,051	11,114,430	77,605,676	403,037,376	2,659,891
2-INFRASTRUCTURE	2594-INSPECTIONS	44,126,700	9,831,100	36,210,891	7,915,809	12,410,134	23,800,756	(1,915,291)
	416X-PUBLIC ASSISTANCE	943,050,000		938,044,466	5,005,534	414,052,325	523,992,141	5,005,534
	TOTAL	987,176,700	9,831,100	974,255,357	12,921,343	426,462,459	547,792,898	3,090,243
3-MITIGATION	2593-INSPECTIONS	1,000,000	35,203	899,797	100,203	559,069	340,728	65,000
	TOTAL	1,000,000	35,203	899,797	100,203	559,069	340,728	65,000
4-OPERATIONS	2507-MISSIONS-TA	700,000		700,000		679,925	20,075	
	2508-MISSIONS-DFA	233,328,384		233,328,384		232,111,423	1,216,961	
	TOTAL	234,028,384		234,028,384		232,791,348	1,237,036	
5-ADMINISTRATION	11XX-SALARIES & BENEFITS	37,113,330		33,524,234	3,589,096		33,524,234	3,589,096
	21XX-TRAVEL	13,759,700	167,200	13,513,218	246,482	614,909	12,898,309	79,282
	22XX-TRANSPORTION	13,625,440	10,000	12,625,440	1,000,000	9,752,341	2,873,099	990,000
	23XX-RENT, COMM, UTILITIES	6,586,000	608,148	6,542,343	43,657	1,075,404	5,466,939	(564,491)
	24XX-PRINT & REPRO	548,500	39,928	286,870	261,630	71,670	215,200	221,702
	2501-MISSIONS-FOS	147,229,012		146,698,679	530,333	127,134,232	19,564,447	530,333
	25XX-OTHER SERVICES	31,382,000	6,311,305	16,668,711	14,713,289	12,902,074	3,766,637	8,401,984
	26XX-SUPPLIES & MATERIALS	91,470,000	10,751,765	80,206,785	11,263,215	76,737,036	3,469,749	511,451
	31XX-EQUIPMENT	2,346,000	1,878,762	1,359,173	986,827	639,906	719,267	(891,935)
	32XX-LAND & STRUCTURES	99,225	16,970	82,255	16,970		82,255	
4101-URBAN SEARCH & RESCUE	6,216,000		5,963,794	252,206	5,435,265	528,529	252,206	
TOTAL	350,375,207	19,784,078	317,471,501	32,903,706	234,362,836	83,108,665	13,119,628	
GRAND TOTAL	2,064,337,772	38,104,919	2,007,298,090	57,039,681	971,781,388	1,035,516,702	18,934,762	

WILMA DECLARATIONS BY PROGRAM AREA

AS OF 06-14-2006

PROGRAM CODE	STATE NAME	PROGRAM AREA	ALLOCATIONS	UN-OBLIGATED COMMITMENTS	OBLIGATIONS	UN-OBLIGATED ALLOCATIONS(c)	LIQUIDATED OBLIGATIONS	EXPENDITURES	ALLOCATION AVAILABLE
1609DR	FLORIDA	1-HUMAN SERVICES	491,757,481	8,454,539	480,643,051	11,114,430	77,605,676	403,037,376	2,659,891
		2-INFRASTRUCTURE	987,176,700	9,831,100	974,255,357	12,921,343	426,462,459	547,792,898	3,090,243
		3-MITIGATION	1,000,000	35,203	899,797	100,203	559,069	340,728	65,000
		4-OPERATIONS	234,028,384		234,028,384		232,791,348	1,237,036	
		5-ADMINISTRATION	350,375,207	19,784,078	317,471,501	32,903,706	234,362,836	83,108,665	13,119,628
		TOTAL	2,064,337,772	38,104,919	2,007,298,090	57,039,681	971,781,388	1,035,516,702	18,934,762
GRAND TOTAL			2,064,337,772	38,104,919	2,007,298,090	57,039,681	971,781,388	1,035,516,702	18,934,762

WILMA MISSION ASSIGNMENTS

AS OF 06-14-2006

OBLIGATIONS	
DHS AGENCIES	Total
FPS	30,521,512
NCS	40,000
USCG	120,000
Subtotal, DHS	30,681,512
OTHER AGENCIES	Total
CIA	200,000
CNCS	1,250,000
COE-SAD	293,277,982
DOC	200,000
DOD	3,550,000
DOE	55,000
DOI	28,384
DOT	35,246,685
EPA	440,000
GSA	130,000
HHS	9,395,000
NOAA	115,000
NPS	
SSA	200,000
USDA	330,000
USDJ	45,000
USFS	5,580,000
USFWS	
USGS	2,500
Subtotal, Other Agencies	350,045,551
GRAND TOTAL MA s	380,727,063



**FINANCIAL INFORMATION TOOL
FOR HURRICANE KATRINA, RITA, & WILMA DECLARATIONS ONLY
NOTES & TERMS**

ITEM	DESCRIPTION
21XX-TRAVEL OF PEOPLE	Travel & transportation costs of FEMA employees and evacuating disaster victims
22XX-TRANSPORT OF THINGS	Transporting things such as express mail and equipment
23XX-RENT, COMM, UTILITIES	JFO Office space, DRC Office space, phone lines, electricity, water, etc.
24XX-PRINT & REPRO	Quick Copy service, printing and duplicating , etc.
2501-MISSIONS-FOS	Federal Operational Support - OFA Administrative costs such as travel, overtime, etc.
2503-UNEMPLOYMENT	Unemployment assistance to disaster victims
2507-MISSIONS-TA	Technical Assistance - provided by an OFA to the State & Local Governments
2508-MISSIONS-DFA	Direct Federal Assistance - provided by OFAs to directly benefit the State/Local Government and/or citizens usually commodities and services like ice, water, meals, etc.
2576-LEGAL SERVICES	Provided to assist disaster victims
2592-INSPECTIONS IHP/IFG	To inspect individual disaster victim's homes to determine eligibility for FEMA assistance programs
2593-INSPECTIONS HMTAP	To provide inspections, reviews and other technical assistance related to the Hazard Mitigation Program
2594-INSPECTIONS PA TAC	To prepare preliminary damage assessments and damage survey reports for the Public Assistance Program
25XX-OTHER SERVICES	Other services provided by contract not otherwise categorized
26XX-SUPPLIES & MATERIALS	Office supplies, IT supplies, safety supplies, fuel, clothing, food, drinking water, parts, etc.
31XX-EQUIPMENT	Durable personal property that has an expected life of 1 year or more such as equipment, tools, computers, etc.
32XX-LAND & STRUCTURES	Real estate and permanent improvements to real estate
4101-URBAN SEARCH & RESCUE	Cost of searching for and rescuing disaster victims from the disaster site(s)
414X-HOUSING & OTHER NEEDS	Awards to disaster victims for rent, hotels, minimal repairs, replacement, etc.
4154-OTHER NEEDS	Awards to disaster victims for medical, dental, funeral, personal property, clothing, furniture, and similar needs
416X-PUBLIC ASSISTANCE	Grants to States for projects under Infrastructue also known as the Public Assistance Program
4173-HAZARD MITIGATION	Grants to States for projects under the Mitigation Program
CRISIS COUNSELING	Grants to States or to the National Institutes of Mental Health to assist disaster victims
DRC	Disaster Recovery Center for assisting disaster victims in applying for disaster assistance
JFO	Joint Field Office
MANUFACTURED HOUSING	Costs of setting up short term temporary housing for disaster victims including manufactured housing and pad setup
OFA	Other Federal Agency other than FEMA
PROGRAM CODE	Disaster Number
PROGRAM NAME	Identifies and groups costs associated with a specific FEMA Program
VENDOR ALPHA	Name of private company, OFA, or State/Local government with whom FEMA has contracted to provide commodities or services, or pay grants/awards

FINANCIAL INFORMATION TOOL
FOR HURRICANE KATRINA, RITA, & WILMA DECLARATIONS ONLY
VENDORS WITH CUMMULATIVE OBLIGATIONS GREATER THAN OR EQUAL TO \$50 MILLION IN DESCENDING ORDER BY OBLIGATIONS
AS OF 06-14-2006

VENDOR ALPHA	OBLIGATIONS	EXPENDITURES
LA OFFICE OF HOMELAND SECURITY	7,978,038,780.32	6,225,512,190.16
US ARMY CORPS OF ENGINEERS	4,954,981,398.03	425,488,081.68
MISSISSIPPI, STATE OF	2,496,809,341.95	1,754,448,081.90
DEPARTMENT OF DEFENSE	1,492,278,854.68	383,764,367.11
FLORIDA BUREAU OF DISASTER	1,460,219,631.97	925,189,277.26
TX DEPARTMENT OF PUBLIC SAFETY	1,375,262,382.11	1,183,851,698.42
FLUOR DANIEL INC	947,847,587.98	570,094,009.57
ENVIRONMENTAL PROTECTION AGENCY	763,213,137.00	9,398,166.23
GULF STREAM COACH, INC.	547,697,225.00	538,260,779.00
DEPARTMENT OF TRANSPORTATION	540,430,482.41	228,518,954.31
CORPORATE LODGING CONSULTANTS, INC.	522,193,600.00	412,816,841.83
SHAW ENVIRONMENTAL & INFRASTRUCTURE	511,715,201.50	355,823,387.59
BECHTEL NATIONAL, INC.	466,269,873.50	395,460,215.72
US COAST GUARD	442,418,501.00	11,353,911.32
US DEPARTMENT OF LABOR	437,823,945.00	437,516,883.44
USDA FOREST SERVICE	385,040,788.00	4,262,381.19
CH2M HILL CONSTRUCTORS, INC.	374,185,996.74	237,238,243.38
MORGAN BUILDINGS & SPAS, INC.	372,325,238.75	352,765,735.92
PRECISION HOMES	287,515,000.00	280,878,481.99
AMERICAN RED CROSS	285,254,800.00	248,948,173.63
DEPARTMENT OF HEALTH AND HUMAN SERVICES	273,883,677.27	18,515,871.00
AL EMERGENCY MANAGEMENT AGENCY	232,711,654.87	192,646,743.17
FEDERAL PROTECTIVE SERVICE/DHS	223,005,330.63	62,176,214.69
GENERAL SERVICES ADMINISTRATION	193,075,152.26	22,208,123.21
CLEARBROOK LLC	183,991,412.00	142,693,080.15
GBL'S	157,022,500.00	116,638,868.19
FEMA GROUP TRAVEL	154,507,812.52	137,839,951.65
PARTNERSHIP FOR RESPONSE & RECOVERY	145,845,219.75	110,116,434.70
NISTC	142,422,800.00	75,013,707.55
CMH MANUFACTURING, INC.	138,967,578.79	127,359,845.79
ALLTECH	129,808,727.44	89,150,128.72
EMERGENCY RESPONSE PROG MANAGEMENT	128,914,700.00	101,349,015.24
NORTH AMERICAN CATASTROPHE SVCS INC	127,793,643.64	122,986,790.28
BOURGET'S OF THE SOUTH, LLC	119,499,655.60	119,499,655.60
PRI/DJI, A RECONSTRUCTION JV	101,030,332.43	
AMERICOLD LOGISTICS LLC	93,298,506.58	89,602,634.65
HOUSING & URBAN DEVELOPMENT	83,065,000.00	35,059,831.57
CHAMPION HOME BUILDERS CO	80,759,579.79	70,400,027.50
US BANK	73,601,498.46	30,321,368.04
CUSTOMS AND BORDER PROTECTION	61,373,389.00	6,795,166.08
CITIBANK	56,999,001.84	54,870,361.78
U S DEPARTMENT OF JUSTICE	55,674,600.00	3,300,991.21
Grand Total	29,598,773,538.81	16,710,134,672.42

FINANCIAL INFORMATION TOOL
FOR HURRICANE KATRINA, RITA, & WILMA DECLARATIONS ONLY
VENDORS WITH CUMMULATIVE OBLIGATIONS GREATER THAN OR EQUAL TO \$50 MILLION IN DESCENDING ORDER BY OBLIGATIONS
AS OF 06-14-2006

VENDOR ALPHA	PROGRAM NAME	PROG CODE	STATE NAME	EVENT NAME	OBLIGATIONS	EXPENDITURES
LA OFFICE OF HOMELAND SECURITY	414X-HOUSING & OTHER NEEDS	1603DR	LOUISIANA	KATRINA	4,573,325,966.73	4,501,677,602.10
		1607DR	LOUISIANA	RITA	507,739,247.36	504,814,101.71
	416X-PUBLIC ASSISTANCE	1603DR	LOUISIANA	KATRINA	2,586,323,385.56	1,088,173,029.61
		1607DR	LOUISIANA	RITA	288,563,709.67	120,559,140.95
	4173-HAZARD MITIGATION	1603DR	LOUISIANA	KATRINA	2,468,240.00	19,329.65
		1607DR	LOUISIANA	RITA	433,544.00	4,836.46
	CRISIS COUNSELING	1603DR	LOUISIANA	KATRINA	19,184,687.00	10,264,149.68
LA OFFICE OF HOMELAND SECURITY Total					7,978,038,780.32	6,225,512,190.16
US ARMY CORPS OF ENGINEERS	2501-MISSIONS-FOS	1602DR	FLORIDA	KATRINA	335,000.00	43,894.71
		1603DR	LOUISIANA	KATRINA	47,417,364.00	2,760,261.92
		1604DR	MISSISSIPPI	KATRINA	454,590,739.91	59,757,082.85
		1605DR	ALABAMA	KATRINA	30,300,000.00	11,811,560.29
		1606DR	TEXAS	RITA	41,888,900.00	7,111,334.75
		1607DR	LOUISIANA	RITA	2,175,000.00	616,636.05
		1609DR	FLORIDA	WILMA	70,327,982.16	10,707,834.73
		3213EM	MISSISSIPPI	KATRINA	160,561.11	56,404.93
		3214EM	ALABAMA	KATRINA		
		3259EM	FLORIDA	RITA	155,000.00	24,459.06
	3261EM	TEXAS	RITA	5,590,000.00	14,958.43	
	2507-MISSIONS-TA	1603DR	LOUISIANA	KATRINA	7,000,000.00	253,089.98
		1604DR	MISSISSIPPI	KATRINA	243,255.98	124,507.82
		1606DR	TEXAS	RITA	150,000.00	10,593.51
		1607DR	LOUISIANA	RITA	600,000.00	175,935.07
		1609DR	FLORIDA	WILMA	600,000.00	17,025.08
	2508-MISSIONS-DFA	1603DR	LOUISIANA	KATRINA	2,054,492,000.00	55,151,570.55
		1604DR	MISSISSIPPI	KATRINA	1,271,755,594.87	156,430,597.63
		1605DR	ALABAMA	KATRINA	151,000,000.00	51,280,277.46
		1606DR	TEXAS	RITA	213,350,000.00	13,837,447.63
		1607DR	LOUISIANA	RITA	375,000,000.00	54,091,924.64
		1609DR	FLORIDA	WILMA	222,350,000.00	1,210,684.59
		3260EM	LOUISIANA	RITA		
3261EM		TEXAS	RITA	5,000,000.00		
25XX-OTHER SERVICES	1603DR	LOUISIANA	KATRINA	500,000.00		
US ARMY CORPS OF ENGINEERS Total					4,954,981,398.03	425,488,081.68
MISSISSIPPI, STATE OF	414X-HOUSING & OTHER NEEDS	1604DR	MISSISSIPPI	KATRINA	1,188,588,548.51	1,165,720,369.22
	416X-PUBLIC ASSISTANCE	1604DR	MISSISSIPPI	KATRINA	1,299,809,833.44	585,503,294.80
	4173-HAZARD MITIGATION	1604DR	MISSISSIPPI	KATRINA	5,407,982.00	258,506.00
	CRISIS COUNSELING	1604DR	MISSISSIPPI	KATRINA	3,002,978.00	2,965,911.88
MISSISSIPPI, STATE OF Total					2,496,809,341.95	1,754,448,081.90
DEPARTMENT OF DEFENSE	2501-MISSIONS-FOS	1602DR	FLORIDA	KATRINA	100,000.00	
		1603DR	LOUISIANA	KATRINA	274,469,426.88	15,014,585.16
		1604DR	MISSISSIPPI	KATRINA	770,190,415.41	267,306,149.56
		1605DR	ALABAMA	KATRINA	2,669,482.21	
		1606DR	TEXAS	RITA	23,100,000.00	
		1607DR	LOUISIANA	RITA		
		1609DR	FLORIDA	WILMA	2,650,000.00	
		3212EM	LOUISIANA	KATRINA	250,000.00	
		3213EM	MISSISSIPPI	KATRINA	10,000.00	8,102.84
		3214EM	ALABAMA	KATRINA		
		3216EM	TEXAS	KATRINA	20,000.00	
		3259EM	FLORIDA	RITA	255,000.00	
		3260EM	LOUISIANA	RITA		
		3261EM	TEXAS	RITA	11,315,000.00	3,190,786.76

VENDOR ALPHA	PROGRAM NAME	PROG CODE	STATE NAME	EVENT NAME	OBLIGATIONS	EXPENDITURES
	2507-MISSIONS-TA	1603DR	LOUISIANA	KATRINA	271,500.00	
	2508-MISSIONS-DFA	1603DR	LOUISIANA	KATRINA	24,812,000.00	1,188,791.09
		1604DR	MISSISSIPPI	KATRINA	54,950,344.86	3,703,860.81
		1606DR	TEXAS	RITA	2,810,000.00	
		1607DR	LOUISIANA	RITA	11,000,000.00	1,576,361.33
		1609DR	FLORIDA	WILMA	900,000.00	6,276.58
		3216EM	TEXAS	KATRINA		
	25XX-OTHER SERVICES	1603DR	LOUISIANA	KATRINA	16,082.04	
		1604DR	MISSISSIPPI	KATRINA	337,880.16	117,012.60
		1605DR	ALABAMA	KATRINA	79,950.24	
	26XX-SUPPLIES & MATERIALS	1603DR	LOUISIANA	KATRINA	149,535,482.19	91,588,158.78
		1604DR	MISSISSIPPI	KATRINA	90,958,532.13	
		1609DR	FLORIDA	WILMA	70,371,168.00	
	31XX-EQUIPMENT	1603DR	LOUISIANA	KATRINA	250,000.00	
	MANUFACTURED HOUSING	1603DR	LOUISIANA	KATRINA	451,276.92	
		1604DR	MISSISSIPPI	KATRINA	425,363.40	64,281.60
		1606DR	TEXAS	RITA	79,950.24	
DEPARTMENT OF DEFENSE Total					1,492,278,854.68	383,764,367.11
FLORIDA BUREAU OF DISASTER	414X-HOUSING & OTHER NEEDS	1609DR	FLORIDA	WILMA	346,695,000.00	289,518,438.14
	416X-PUBLIC ASSISTANCE	1602DR	FLORIDA	KATRINA	152,557,739.77	99,927,361.77
		1609DR	FLORIDA	WILMA	938,044,466.24	523,992,141.37
		3220EM	FLORIDA	KATRINA	7,845,818.93	2,226,781.30
		3259EM	FLORIDA	RITA	8,921,856.75	4,984,156.08
		1604DR	MISSISSIPPI	KATRINA	4,989,789.00	3,375,437.32
	CRISIS COUNSELING	1609DR	FLORIDA	WILMA	1,164,961.28	1,164,961.28
FLORIDA BUREAU OF DISASTER Total					1,460,219,631.97	925,189,277.26
TX DEPARTMENT OF PUBLIC SAFETY	414X-HOUSING & OTHER NEEDS	1606DR	TEXAS	RITA	511,014,000.00	503,836,670.30
	4154-OTHER NEEDS	1606DR	TEXAS	RITA	71,880,000.00	68,316,495.61
	416X-PUBLIC ASSISTANCE	1606DR	TEXAS	RITA	294,497,639.66	215,346,868.57
		3216EM	TEXAS	KATRINA	470,999,823.84	386,118,353.71
		3261EM	TEXAS	RITA	5,832,887.61	5,258,080.70
	4173-HAZARD MITIGATION	1606DR	TEXAS	RITA	10,749,043.00	15,813.83
	CRISIS COUNSELING	1603DR	LOUISIANA	KATRINA	9,638,246.00	4,959,415.70
		1606DR	TEXAS	RITA	650,742.00	
TX DEPARTMENT OF PUBLIC SAFETY Total					1,375,262,382.11	1,183,851,698.42
FLUOR DANIEL INC	2594-INSPECTIONS PA TAC	1602DR	FLORIDA	KATRINA	2,800,000.00	2,026,988.14
		1603DR	LOUISIANA	KATRINA	62,857,000.00	32,959,324.22
		1604DR	MISSISSIPPI	KATRINA	28,550,000.00	17,588,919.98
		1605DR	ALABAMA	KATRINA	570,000.00	311,151.39
		1606DR	TEXAS	RITA	7,360,000.00	4,929,994.70
		1607DR	LOUISIANA	RITA	4,915,000.00	2,284,703.40
		1609DR	FLORIDA	WILMA	12,557,000.00	6,911,676.07
		3216EM	TEXAS	KATRINA	2,250,000.00	1,592,710.68
		MANUFACTURED HOUSING	1603DR	LOUISIANA	KATRINA	817,957,986.98
	1605DR		ALABAMA	KATRINA	1,816,792.00	1,155,968.58
	1606DR		TEXAS	RITA	4,701,226.00	1,809,972.04
	1609DR	FLORIDA	WILMA	1,512,583.00	542,037.00	
FLUOR DANIEL INC Total					947,847,587.98	570,094,009.57
ENVIRONMENTAL PROTECTION AGENCY	2501-MISSIONS-FOS	1602DR	FLORIDA	KATRINA	20,000.00	
		1603DR	LOUISIANA	KATRINA	22,517,000.00	
		1604DR	MISSISSIPPI	KATRINA	2,529,200.00	749,561.82
		1605DR	ALABAMA	KATRINA	10,000.00	4,164.37
		1606DR	TEXAS	RITA	10,000.00	
		1609DR	FLORIDA	WILMA	40,000.00	4,264.10
		3213EM	MISSISSIPPI	KATRINA	10,000.00	6,188.73
		3214EM	ALABAMA	KATRINA		
		3259EM	FLORIDA	RITA	10,000.00	



VENDOR ALPHA	PROGRAM NAME	PROG CODE	STATE NAME	EVENT NAME	OBLIGATIONS	EXPENDITURES	
	2507-MISSIONS-TA	3260EM	LOUISIANA	RITA	25,000.00		
		3261EM	TEXAS	RITA	5,000,000.00		
		1603DR	LOUISIANA	KATRINA	2,500,000.00		
		1604DR	MISSISSIPPI	KATRINA	12,300,000.00	1,543,422.91	
		1605DR	ALABAMA	KATRINA	3,000,000.00	119,628.12	
		1609DR	FLORIDA	WILMA	100,000.00	3,049.85	
		3214EM	ALABAMA	KATRINA			
	2508-MISSIONS-DFA	1603DR	LOUISIANA	KATRINA	197,000,000.00		
		1604DR	MISSISSIPPI	KATRINA	57,000,000.00	6,477,839.36	
		1605DR	ALABAMA	KATRINA	27,000,000.00	490,046.97	
		1607DR	LOUISIANA	RITA	39,500,000.00		
		1609DR	FLORIDA	WILMA	300,000.00		
	25XX-OTHER SERVICES	1603DR	LOUISIANA	KATRINA	258,065,898.00		
		1607DR	LOUISIANA	RITA	136,276,039.00		
	ENVIRONMENTAL PROTECTION AGENCY Total					763,213,137.00	9,398,166.23
	GULF STREAM COACH, INC.	22XX-TRANSPORT OF THINGS MANUFACTURED HOUSING	1603DR	LOUISIANA	KATRINA	26,319,725.00	17,228,213.00
			1603DR	LOUISIANA	KATRINA	347,184,713.00	347,157,767.00
1604DR		MISSISSIPPI	KATRINA	73,885,500.00	73,879,325.00		
1605DR		ALABAMA	KATRINA	100,307,287.00	99,995,474.00		
GULF STREAM COACH, INC. Total					547,697,225.00	538,260,779.00	
DEPARTMENT OF TRANSPORTATION	21XX-TRAVEL OF PEOPLE	1604DR	MISSISSIPPI	KATRINA			
	2501-MISSIONS-FOS	1602DR	FLORIDA	KATRINA	2,018,500.00	144,067.62	
		1603DR	LOUISIANA	KATRINA	71,193,000.00	5,675,457.81	
		1604DR	MISSISSIPPI	KATRINA	60,635,314.00	20,049,124.81	
		1605DR	ALABAMA	KATRINA	24,057,500.00	12,226,036.41	
		1606DR	TEXAS	RITA	30,330,468.28	19,034,404.54	
		1607DR	LOUISIANA	RITA	25,110,000.00	9,677,971.46	
		1609DR	FLORIDA	WILMA	35,246,685.05	8,849,013.80	
		3212EM	LOUISIANA	KATRINA	6,120,000.00	134,839.68	
		3213EM	MISSISSIPPI	KATRINA	35,000.00	16,073.98	
		3214EM	ALABAMA	KATRINA			
		3215EM	ARKANSAS	KATRINA	50,000.00		
		3216EM	TEXAS	KATRINA	650,000.00	632,825.82	
		3259EM	FLORIDA	RITA	10,000.00		
		3261EM	TEXAS	RITA	1,570,802.08	870,802.08	
	2507-MISSIONS-TA	1604DR	MISSISSIPPI	KATRINA	50,000.00		
	2508-MISSIONS-DFA	1603DR	LOUISIANA	KATRINA	267,000,000.00	149,417,293.41	
		1604DR	MISSISSIPPI	KATRINA	3,353,213.00		
		1607DR	LOUISIANA	RITA	10,000,000.00	490,697.23	
		3215EM	ARKANSAS	KATRINA	500,000.00		
3216EM		TEXAS	KATRINA	2,500,000.00	1,300,345.66		
3260EM	LOUISIANA	RITA					
DEPARTMENT OF TRANSPORTATION Total					540,430,482.41	228,518,954.31	
CORPORATE LODGING CONSULTANTS, INC.	21XX-TRAVEL OF PEOPLE	1604DR	MISSISSIPPI	KATRINA	45,000.00	44,133.62	
	25XX-OTHER SERVICES	1603DR	LOUISIANA	KATRINA	227,989,384.00	196,588,248.92	
		1604DR	MISSISSIPPI	KATRINA	108,724,206.00	83,448,376.00	
		1605DR	ALABAMA	KATRINA	26,102,430.00	19,686,162.33	
		1606DR	TEXAS	RITA	90,560,262.00	69,514,426.02	
		1607DR	LOUISIANA	RITA	68,772,318.00	43,535,494.94	
CORPORATE LODGING CONSULTANTS, INC. Total					522,193,600.00	412,816,841.83	
SHAW ENVIRONMENTAL & INFRASTRUCTURE	MANUFACTURED HOUSING	1603DR	LOUISIANA	KATRINA	473,913,108.50	331,107,347.05	
		1604DR	MISSISSIPPI	KATRINA	3,195,481.00	1,447,573.97	
		1605DR	ALABAMA	KATRINA	9,949,690.00	4,563,813.19	
		1606DR	TEXAS	RITA	20,755,070.00	17,200,758.38	
		1607DR	LOUISIANA	RITA	1,503,895.00	1,503,895.00	
		1609DR	FLORIDA	WILMA	2,397,957.00		
SHAW ENVIRONMENTAL & INFRASTRUCTURE Total					511,715,201.50	355,823,387.59	
BECHTEL NATIONAL, INC.	25XX-OTHER SERVICES	1604DR	MISSISSIPPI	KATRINA	8,116,537.50	7,894,945.86	

VENDOR ALPHA	PROGRAM NAME	PROG CODE	STATE NAME	EVENT NAME	OBLIGATIONS	EXPENDITURES
	MANUFACTURED HOUSING	1603DR	LOUISIANA	KATRINA	1,117,125.00	(62,455.53)
		1604DR	MISSISSIPPI	KATRINA	457,036,211.00	387,627,725.39
BECHTEL NATIONAL, INC. Total					466,269,873.50	395,460,215.72
US COAST GUARD	2501-MISSIONS-FOS	1602DR	FLORIDA	KATRINA	1.00	
		1603DR	LOUISIANA	KATRINA	3,275,000.00	
		1604DR	MISSISSIPPI	KATRINA	13,970,000.00	44,415.83
		1605DR	ALABAMA	KATRINA	2,275,000.00	147,241.63
		1606DR	TEXAS	RITA	100,000.00	
		1609DR	FLORIDA	WILMA	50,000.00	
		3214EM	ALABAMA	KATRINA		
		3259EM	FLORIDA	RITA	16,000.00	
		3260EM	LOUISIANA	RITA	25,000.00	
		3261EM	TEXAS	RITA	200,000.00	
	2507-MISSIONS-TA	1603DR	LOUISIANA	KATRINA	37,500.00	
	2508-MISSIONS-DFA	1603DR	LOUISIANA	KATRINA	165,000,000.00	11,162,253.86
		1604DR	MISSISSIPPI	KATRINA	231,000,000.00	
		1605DR	ALABAMA	KATRINA		
		1606DR	TEXAS	RITA	8,000,000.00	
		1607DR	LOUISIANA	RITA	18,400,000.00	
		1609DR	FLORIDA	WILMA	70,000.00	
US COAST GUARD Total					442,418,501.00	11,353,911.32
US DEPARTMENT OF LABOR	2501-MISSIONS-FOS	1603DR	LOUISIANA	KATRINA		
		1604DR	MISSISSIPPI	KATRINA	325,000.00	17,938.44
	2503-UNEMPLOYMENT	1603DR	LOUISIANA	KATRINA	320,361,035.00	320,361,035.00
		1604DR	MISSISSIPPI	KATRINA	88,450,000.00	88,450,000.00
		1605DR	ALABAMA	KATRINA	1,372,364.00	1,372,364.00
		1606DR	TEXAS	RITA	9,759,933.00	9,759,933.00
		1607DR	LOUISIANA	RITA	11,785,488.00	11,785,488.00
		1609DR	FLORIDA	WILMA	5,770,125.00	5,770,125.00
US DEPARTMENT OF LABOR Total					437,823,945.00	437,516,883.44
USDA FOREST SERVICE	2501-MISSIONS-FOS	1602DR	FLORIDA	KATRINA	735,000.00	
		1603DR	LOUISIANA	KATRINA	139,776,000.00	4,200,757.77
		1604DR	MISSISSIPPI	KATRINA	8,607,000.00	
		1605DR	ALABAMA	KATRINA	1,280,000.00	22,030.32
		1606DR	TEXAS	RITA	124,330,000.00	
		1609DR	FLORIDA	WILMA	5,910,000.00	
		3213EM	MISSISSIPPI	KATRINA	80,288.00	
		3214EM	ALABAMA	KATRINA		
		3216EM	TEXAS	KATRINA	5,000.00	2,655.53
		3217EM	TENNESSEE	KATRINA		
		3218EM	GEORGIA	KATRINA		
		3222EM	NORTH CAROLINA	KATRINA		
		3231EM	KENTUCKY	KATRINA		
		3233EM	SOUTH CAROLINA	KATRINA		
		3241EM	ARIZONA	KATRINA	2,000,000.00	1,962.98
		3259EM	FLORIDA	RITA	740,000.00	
		3261EM	TEXAS	RITA	21,155,000.00	
	2507-MISSIONS-TA	1602DR	FLORIDA	KATRINA	10,000.00	
		1604DR	MISSISSIPPI	KATRINA	62,500.00	
	2508-MISSIONS-DFA	1603DR	LOUISIANA	KATRINA	10,000,000.00	
		1604DR	MISSISSIPPI	KATRINA	6,700,000.00	631.44
		1606DR	TEXAS	RITA	650,000.00	
		1607DR	LOUISIANA	RITA	40,500,000.00	
		3216EM	TEXAS	KATRINA	22,500,000.00	34,343.15
USDA FOREST SERVICE Total					385,040,788.00	4,262,381.19
CH2M HILL CONSTRUCTORS, INC.	2507-MISSIONS-TA	1604DR	MISSISSIPPI	KATRINA		
	2592-INSPECTIONS IHP/IFG	1604DR	MISSISSIPPI	KATRINA	1,665,499.84	217,003.15
	MANUFACTURED HOUSING	1603DR	LOUISIANA	KATRINA	211,750,860.60	123,584,789.87

VENDOR ALPHA	PROGRAM NAME	PROG CODE	STATE NAME	EVENT NAME	OBLIGATIONS	EXPENDITURES
		1604DR	MISSISSIPPI	KATRINA	91,112,458.09	63,829,867.91
		1605DR	ALABAMA	KATRINA	35,375,365.27	23,680,259.35
		1606DR	TEXAS	RITA	34,281,812.94	25,926,323.10
CH2M HILL CONSTRUCTORS, INC. Total					374,185,996.74	237,238,243.38
MORGAN BUILDINGS & SPAS, INC.	25XX-OTHER SERVICES	1603DR	LOUISIANA	KATRINA	348.75	
		1606DR	TEXAS	RITA	14,996.00	14,996.00
	31XX-EQUIPMENT	1603DR	LOUISIANA	KATRINA	125,000.00	125,000.00
	MANUFACTURED HOUSING	1603DR	LOUISIANA	KATRINA	114,362,394.00	94,803,239.92
		1604DR	MISSISSIPPI	KATRINA	244,122,500.00	244,122,500.00
		1605DR	ALABAMA	KATRINA	13,700,000.00	13,700,000.00
MORGAN BUILDINGS & SPAS, INC. Total					372,325,238.75	352,765,735.92
PRECISION HOMES	MANUFACTURED HOUSING	1603DR	LOUISIANA	KATRINA	125,000,000.00	125,000,000.00
		1605DR	ALABAMA	KATRINA	162,515,000.00	155,878,481.99
PRECISION HOMES Total					287,515,000.00	280,878,481.99
AMERICAN RED CROSS	2501-MISSIONS-FOS	1603DR	LOUISIANA	KATRINA	50,000.00	11,159.43
		1606DR	TEXAS	RITA		
		3232EM	MISSOURI	KATRINA	5,000.00	
		3261EM	TEXAS	RITA		
	25XX-OTHER SERVICES	1603DR	LOUISIANA	KATRINA	125,400,000.00	110,000,000.00
		1604DR	MISSISSIPPI	KATRINA	59,850,000.00	52,500,000.00
		1605DR	ALABAMA	KATRINA	14,250,000.00	12,500,000.00
		1606DR	TEXAS	RITA	48,450,000.00	41,437,014.20
		1607DR	LOUISIANA	RITA	37,050,000.00	32,500,000.00
	31XX-EQUIPMENT	1604DR	MISSISSIPPI	KATRINA	199,800.00	
AMERICAN RED CROSS Total					285,254,800.00	248,948,173.63
DEPARTMENT OF HEALTH AND HUMAN SERVICES	2501-MISSIONS-FOS	1602DR	FLORIDA	KATRINA	365,000.00	
		1603DR	LOUISIANA	KATRINA	615,000.00	
		1604DR	MISSISSIPPI	KATRINA	695,000.00	
		1605DR	ALABAMA	KATRINA	50,000.00	
		1606DR	TEXAS	RITA	23,000,000.00	
		1609DR	FLORIDA	WILMA	1,230,000.00	
		3213EM	MISSISSIPPI	KATRINA	50,000.00	
		3214EM	ALABAMA	KATRINA		
		3215EM	ARKANSAS	KATRINA	10,000.00	
		3216EM	TEXAS	KATRINA	80,000.00	
		3217EM	TENNESSEE	KATRINA	2,000.00	
		3218EM	GEORGIA	KATRINA	52,000.00	
		3222EM	NORTH CAROLINA	KATRINA	2,000.00	
		3231EM	KENTUCKY	KATRINA	2,000.00	
		3233EM	SOUTH CAROLINA	KATRINA	2,000.00	
		3259EM	FLORIDA	RITA	10,000.00	
		3261EM	TEXAS	RITA	40,180,000.00	
	2507-MISSIONS-TA	1603DR	LOUISIANA	KATRINA	30,000.00	
		1604DR	MISSISSIPPI	KATRINA	207,500.00	
		3217EM	TENNESSEE	KATRINA	5,000.00	
	2508-MISSIONS-DFA	1603DR	LOUISIANA	KATRINA	81,649,806.27	
		1604DR	MISSISSIPPI	KATRINA	64,815,500.00	
		1605DR	ALABAMA	KATRINA		
		1607DR	LOUISIANA	RITA	20,100,000.00	
		1609DR	FLORIDA	WILMA	8,165,000.00	
		3215EM	ARKANSAS	KATRINA	3,000,000.00	
		3216EM	TEXAS	KATRINA	10,050,000.00	
		3237EM	ALABAMA	KATRINA	1,000,000.00	
		3260EM	LOUISIANA	RITA		
	25XX-OTHER SERVICES	1604DR	MISSISSIPPI	KATRINA	2,909,940.00	2,909,940.00
		1605DR	ALABAMA	KATRINA	205,500.00	205,500.00
		1606DR	TEXAS	RITA	400,000.00	400,000.00
		1609DR	FLORIDA	WILMA	10,000.00	10,000.00



VENDOR ALPHA	PROGRAM NAME	PROG CODE	STATE NAME	EVENT NAME	OBLIGATIONS	EXPENDITURES	
	26XX-SUPPLIES & MATERIALS	1604DR	MISSISSIPPI	KATRINA	3,050,000.00	3,050,000.00	
	CRISIS COUNSELING	1604DR	MISSISSIPPI	KATRINA	6,658,389.00	6,658,389.00	
		1605DR	ALABAMA	KATRINA	488,246.00	488,246.00	
		1606DR	TEXAS	WILMA	1,546,988.00	1,546,988.00	
		1609DR	FLORIDA	WILMA	3,246,808.00	3,246,808.00	
DEPARTMENT OF HEALTH AND HUMAN SERVICES Total					273,883,677.27	18,515,871.00	
AL EMERGENCY MANAGEMENT AGENCY	414X-HOUSING & OTHER NEEDS	1605DR	ALABAMA	KATRINA	121,131,026.36	117,483,647.24	
	416X-PUBLIC ASSISTANCE	1605DR	ALABAMA	KATRINA	97,102,483.58	70,918,016.29	
		3237EM	ALABAMA	KATRINA	2,932,554.93	1,854,874.39	
	4173-HAZARD MITIGATION	1605DR	ALABAMA	KATRINA	7,694,402.00		
	CRISIS COUNSELING	1605DR	ALABAMA	KATRINA	3,851,188.00	2,390,205.25	
AL EMERGENCY MANAGEMENT AGENCY Total					232,711,654.87	192,646,743.17	
FEDERAL PROTECTIVE SERVICE/DHS	2501-MISSIONS-FOS	1603DR	LOUISIANA	KATRINA	132,651,820.00	61,833,932.20	
		1604DR	MISSISSIPPI	KATRINA	28,452,766.73	252,566.50	
		1605DR	ALABAMA	KATRINA	5,452,500.00	54,484.91	
		1606DR	TEXAS	RITA	7,440,000.00		
		1607DR	LOUISIANA	RITA	5,000,000.00		
		1609DR	FLORIDA	WILMA	30,371,511.90		
		3213EM	MISSISSIPPI	KATRINA	188,608.00		
		3214EM	ALABAMA	KATRINA	31,478.00		
		3215EM	ARKANSAS	KATRINA	460,000.00		
		3216EM	TEXAS	KATRINA	6,000,000.00		
		3259EM	FLORIDA	RITA	10,000.00		
		3260EM	LOUISIANA	RITA	125,000.00		
		3261EM	TEXAS	RITA	100,000.00		
		2507-MISSIONS-TA	1603DR	LOUISIANA	KATRINA		
	2508-MISSIONS-DFA	1603DR	LOUISIANA	KATRINA			
		1604DR	MISSISSIPPI	KATRINA	700,000.00	35,231.08	
		1609DR	FLORIDA	WILMA	150,000.00		
		3260EM	LOUISIANA	RITA	100,000.00		
	25XX-OTHER SERVICES	1602DR	FLORIDA	KATRINA	5,616,000.00		
		1603DR	LOUISIANA	KATRINA	70,272.00		
		1604DR	MISSISSIPPI	KATRINA	15,102.00		
		1605DR	ALABAMA	KATRINA	70,272.00		
	FEDERAL PROTECTIVE SERVICE/DHS Total					223,005,330.63	62,176,214.69
	GENERAL SERVICES ADMINISTRATION	21XX-TRAVEL OF PEOPLE	1604DR	MISSISSIPPI	KATRINA	32,208.00	
		22XX-TRANSPORT OF THINGS	1602DR	FLORIDA	KATRINA	20,000.00	2,612.05
			1603DR	LOUISIANA	KATRINA	4,240,000.00	88,559.68
1604DR			MISSISSIPPI	KATRINA	640,000.00	104,139.20	
1605DR			ALABAMA	KATRINA	401,600.00	15,417.97	
1606DR			TEXAS	RITA	82,000.00	8,700.95	
1607DR			LOUISIANA	RITA	2,000.00	210.86	
1609DR			FLORIDA	WILMA	400,000.00	19,982.22	
3215EM			ARKANSAS	KATRINA	25.38	25.38	
3216EM			TEXAS	KATRINA	4,446.27	4,446.27	
3224EM			COLORADO	KATRINA	16.21		
23XX-RENT, COMM, UTILITIES			1602DR	FLORIDA	KATRINA	300,000.00	300,000.00
			1603DR	LOUISIANA	KATRINA	6,574,602.00	4,957,456.00
			1604DR	MISSISSIPPI	KATRINA	8,358,100.00	2,525,955.22
		1605DR	ALABAMA	KATRINA	643,984.00	643,983.97	
		1606DR	TEXAS	RITA	2,858,184.00	2,429,430.00	
		1607DR	LOUISIANA	RITA	1,836,790.00	1,543,062.00	
		1609DR	FLORIDA	WILMA	3,006,981.00	2,377,286.21	
		3214EM	ALABAMA	KATRINA	30,000.00	30,000.00	
2501-MISSIONS-FOS		1602DR	FLORIDA	KATRINA	165,000.00		
		1603DR	LOUISIANA	KATRINA	6,705,000.00	167,245.49	
		1604DR	MISSISSIPPI	KATRINA	62,533,268.36	361,957.85	
		1605DR	ALABAMA	KATRINA	11,333,000.00		

VENDOR ALPHA	PROGRAM NAME	PROG CODE	STATE NAME	EVENT NAME	OBLIGATIONS	EXPENDITURES
		1606DR	TEXAS	RITA	370,000.00	
		1607DR	LOUISIANA	RITA	5,502,685.00	
		1609DR	FLORIDA	WILMA	170,000.00	3,334.32
		3212EM	LOUISIANA	KATRINA		
		3213EM	MISSISSIPPI	KATRINA	1,770,000.00	6,790.54
		3214EM	ALABAMA	KATRINA		
		3215EM	ARKANSAS	KATRINA	60,000.00	7,451.56
		3216EM	TEXAS	KATRINA	285,000.00	7,872.19
		3224EM	COLORADO	KATRINA		
		3259EM	FLORIDA	RITA	10,000.00	
	3261EM	TEXAS	RITA	520,000.00		
	2508-MISSIONS-DFA	1603DR	LOUISIANA	KATRINA	1,000,000.00	
		1604DR	MISSISSIPPI	KATRINA		
		1609DR	FLORIDA	WILMA		
		3212EM	LOUISIANA	KATRINA	1,500,000.00	2,096.06
		3223EM	UTAH	KATRINA		
	25XX-OTHER SERVICES	1603DR	LOUISIANA	KATRINA	8,509,000.00	3,463,527.06
		1604DR	MISSISSIPPI	KATRINA	57,676,208.59	3,072,885.70
		1605DR	ALABAMA	KATRINA	146,000.00	
		1609DR	FLORIDA	WILMA	5,328,000.00	34,024.00
26XX-SUPPLIES & MATERIALS	1603DR	LOUISIANA	KATRINA	1,053.45		
	1604DR	MISSISSIPPI	KATRINA	60,000.00	29,670.46	
GENERAL SERVICES ADMINISTRATION Total					193,075,152.26	22,208,123.21
CLEARBROOK LLC	23XX-RENT, COMM, UTILITIES	1603DR	LOUISIANA	KATRINA	21,724,500.00	21,080,699.94
	25XX-OTHER SERVICES	1603DR	LOUISIANA	KATRINA	43,720,240.00	4,825,063.81
	26XX-SUPPLIES & MATERIALS	1607DR	LOUISIANA	RITA	8,390,250.00	8,189,240.40
	31XX-EQUIPMENT	1603DR	LOUISIANA	KATRINA	8,289,596.00	8,289,596.00
	32XX-LAND & STRUCTURES	1603DR	LOUISIANA	KATRINA	4,559,846.00	3,001,500.00
	MANUFACTURED HOUSING	1603DR	LOUISIANA	KATRINA	97,306,980.00	97,306,980.00
CLEARBROOK LLC Total					183,991,412.00	142,693,080.15
GBL'S	22XX-TRANSPORT OF THINGS	1602DR	FLORIDA	KATRINA	500,000.00	35,126.59
		1603DR	LOUISIANA	KATRINA	106,000,000.00	87,746,068.83
		1604DR	MISSISSIPPI	KATRINA	26,030,000.00	20,009,540.24
		1605DR	ALABAMA	KATRINA	10,040,000.00	4,236,937.76
		1606DR	TEXAS	RITA	2,250,000.00	1,837,172.68
		1607DR	LOUISIANA	RITA	200,000.00	146,345.11
		1609DR	FLORIDA	WILMA	12,000,000.00	2,627,676.98
	25XX-OTHER SERVICES	1603DR	LOUISIANA	KATRINA	2,500.00	
GBL'S Total					157,022,500.00	116,638,868.19
FEMA GROUP TRAVEL	21XX-TRAVEL OF PEOPLE	1602DR	FLORIDA	KATRINA	2,063,994.12	1,758,599.23
		1603DR	LOUISIANA	KATRINA	51,817,034.38	49,914,450.06
		1604DR	MISSISSIPPI	KATRINA	44,976,981.23	33,289,162.62
		1605DR	ALABAMA	KATRINA	10,349,665.08	9,827,813.92
		1606DR	TEXAS	RITA	23,431,745.89	21,905,563.58
		1607DR	LOUISIANA	RITA	2,713,157.96	2,489,059.28
		1609DR	FLORIDA	WILMA	12,369,650.00	12,316,471.41
		3212EM	LOUISIANA	KATRINA	5,559.37	5,559.37
		3215EM	ARKANSAS	KATRINA	1,692,159.35	1,620,941.15
		3216EM	TEXAS	KATRINA	2,824,540.41	2,814,540.41
		3217EM	TENNESSEE	KATRINA	67,982.84	67,982.84
		3218EM	GEORGIA	KATRINA	767.15	767.15
		3219EM	OKLAHOMA	KATRINA	88,459.16	75,854.98
		3221EM	WEST VIRGINIA	KATRINA	26,021.70	26,021.70
		3223EM	UTAH	KATRINA	34,529.34	25,635.05
		3224EM	COLORADO	KATRINA	141,985.22	127,551.78
		3225EM	MICHIGAN	KATRINA	208,601.00	135,000.58
		3226EM	DISTRICT OF COLUMBIA	KATRINA	38,622.50	38,622.50
		3227EM	WASHINGTON	KATRINA	110,897.12	81,760.39

VENDOR ALPHA	PROGRAM NAME	PROG CODE	STATE NAME	EVENT NAME	OBLIGATIONS	EXPENDITURES
		3228EM	OREGON	KATRINA	20,421.63	13,842.44
		3229EM	NEW MEXICO	KATRINA	44,429.60	40,759.31
		3230EM	ILLINOIS	KATRINA	27,783.40	15,189.61
		3231EM	KENTUCKY	KATRINA	7,960.79	7,960.79
		3232EM	MISSOURI	KATRINA	213,804.50	209,789.98
		3233EM	SOUTH CAROLINA	KATRINA	40,089.27	40,089.27
		3234EM	SOUTH DAKOTA	KATRINA	8,872.00	7,771.22
		3235EM	PENNSYLVANIA	KATRINA	78,931.06	78,931.06
		3236EM	KANSAS	KATRINA	186.90	186.90
		3238EM	INDIANA	KATRINA		
		3239EM	IOWA	KATRINA	4,927.66	4,927.66
		3240EM	VIRGINIA	KATRINA	7,659.06	7,659.06
		3241EM	ARIZONA	KATRINA	156,086.29	144,510.02
		3242EM	MINNESOTA	KATRINA		
		3243EM	NEVADA	KATRINA	174,136.15	168,738.61
		3244EM	IDAHO	KATRINA	3,603.26	3,603.26
		3245EM	NEBRASKA	KATRINA	1,301.61	1,301.61
		3246EM	CONNECTICUT	KATRINA	19,927.66	6,209.38
		3247EM	NORTH DAKOTA	KATRINA	15,599.78	15,492.46
		3248EM	CALIFORNIA	KATRINA	306,362.04	277,634.41
		3249EM	WISCONSIN	KATRINA		
		3250EM	OHIO	KATRINA		
		3251EM	MARYLAND	KATRINA	52,711.86	52,711.86
		3252EM	MASSACHUSETTS	KATRINA	110,165.65	101,869.74
		3253EM	MONTANA	KATRINA	7,363.50	7,151.94
		3255EM	RHODE ISLAND	KATRINA	13,791.99	7,916.15
		3256EM	MAINE	KATRINA	6,000.00	
		3257EM	NEW JERSEY	KATRINA	2,366.13	1,773.59
		3258EM	NEW HAMPSHIRE	KATRINA	6,000.00	91.71
		3259EM	FLORIDA	RITA	25,059.98	25,059.98
		3261EM	TEXAS	RITA	13,237.61	13,237.61
		3262EM	NEW YORK	KATRINA	68,300.00	63,804.70
		3263EM	DELAWARE	KATRINA	379.32	379.32
	MANUFACTURED HOUSING	1603DR	LOUISIANA	KATRINA	108,000.00	
FEMA GROUP TRAVEL Total					154,507,812.52	137,839,951.65
PARTNERSHIP FOR RESPONSE & RECOVERY	2592-INSPECTIONS IHP/IFG	1603DR	LOUISIANA	KATRINA	52,178,260.32	37,690,386.60
		1604DR	MISSISSIPPI	KATRINA	51,656,956.48	39,351,066.20
		1606DR	TEXAS	RITA	495,566.55	495,566.55
		1607DR	LOUISIANA	RITA	15,225,791.28	10,702,097.43
		1609DR	FLORIDA	WILMA	26,288,645.12	21,877,317.92
	25XX-OTHER SERVICES	1603DR	LOUISIANA	KATRINA		
PARTNERSHIP FOR RESPONSE & RECOVERY Total					145,845,219.75	110,116,434.70
NISTC	2594-INSPECTIONS PA TAC	1602DR	FLORIDA	KATRINA	4,024,400.00	3,889,625.17
		1603DR	LOUISIANA	KATRINA	89,464,300.00	43,170,924.00
		1604DR	MISSISSIPPI	KATRINA	31,460,300.00	17,975,252.34
		1605DR	ALABAMA	KATRINA	878,600.00	686,628.74
		1606DR	TEXAS	RITA	3,729,300.00	1,771,346.57
		1609DR	FLORIDA	WILMA	12,526,800.00	7,343,843.57
		3240EM	VIRGINIA	KATRINA	339,100.00	176,087.16
NISTC Total					142,422,800.00	75,013,707.55
CMH MANUFACTURING, INC.	MANUFACTURED HOUSING	1603DR	LOUISIANA	KATRINA	69,790,000.00	58,185,267.00
		1604DR	MISSISSIPPI	KATRINA	69,177,578.79	69,174,578.79
CMH MANUFACTURING, INC. Total					138,967,578.79	127,359,845.79
ALLTECH	2592-INSPECTIONS IHP/IFG	1603DR	LOUISIANA	KATRINA	44,354,862.40	29,853,124.00
		1605DR	ALABAMA	KATRINA	8,123,500.00	7,034,138.65
		1606DR	TEXAS	RITA	43,555,358.00	25,629,642.50
		1607DR	LOUISIANA	RITA	15,708,751.04	9,645,031.55
		1609DR	FLORIDA	WILMA	18,066,256.00	16,988,192.02

VENDOR ALPHA	PROGRAM NAME	PROG CODE	STATE NAME	EVENT NAME	OBLIGATIONS	EXPENDITURES	
ALLTECH Total					129,808,727.44	89,150,128.72	
EMERGENCY RESPONSE PROG MANAGEMENT	2594-INSPECTIONS PA TAC	1602DR	FLORIDA	KATRINA	1,360,000.00	1,350,159.78	
		1603DR	LOUISIANA	KATRINA	85,219,000.00	67,585,310.15	
		1604DR	MISSISSIPPI	KATRINA	24,142,500.00	17,429,434.68	
		1606DR	TEXAS	RITA	3,391,100.00	2,675,251.06	
		1609DR	FLORIDA	WILMA	11,123,500.00	9,541,646.08	
		3215EM	ARKANSAS	KATRINA	1,583,900.00	1,350,816.96	
		3216EM	TEXAS	KATRINA	1,954,900.00	1,319,146.96	
		3229EM	NEW MEXICO	KATRINA	139,800.00	97,249.57	
EMERGENCY RESPONSE PROG MANAGEMENT Total					128,914,700.00	101,349,015.24	
NORTH AMERICAN CATASTROPHE SVCS INC	MANUFACTURED HOUSING	1603DR	LOUISIANA	KATRINA	120,087,309.70	118,702,035.99	
		1605DR	ALABAMA	KATRINA	3,511,777.94	90,198.29	
		1609DR	FLORIDA	WILMA	4,194,556.00	4,194,556.00	
NORTH AMERICAN CATASTROPHE SVCS INC Total					127,793,643.64	122,986,790.28	
BOURGET'S OF THE SOUTH, LLC	MANUFACTURED HOUSING	1603DR	LOUISIANA	KATRINA	7,355,005.60	7,355,005.60	
		1605DR	ALABAMA	KATRINA	112,144,650.00	112,144,650.00	
BOURGET'S OF THE SOUTH, LLC Total					119,499,655.60	119,499,655.60	
PRI/DJI, A RECONSTRUCTION JV	25XX-OTHER SERVICES	1604DR	MISSISSIPPI	KATRINA			
	MANUFACTURED HOUSING	1603DR	LOUISIANA	KATRINA	58,326,038.51		
		1604DR	MISSISSIPPI	KATRINA	42,704,293.92		
PRI/DJI, A RECONSTRUCTION JV Total					101,030,332.43		
AMERICOLD LOGISTICS LLC	22XX-TRANSPORT OF THINGS	1603DR	LOUISIANA	KATRINA	6,000,000.00	6,000,000.00	
		1604DR	MISSISSIPPI	KATRINA	25,168,506.58	25,000,000.00	
	25XX-OTHER SERVICES	1603DR	LOUISIANA	KATRINA	12,130,000.00	8,637,346.24	
		1604DR	MISSISSIPPI	KATRINA	50,000,000.00	49,965,288.41	
AMERICOLD LOGISTICS LLC Total					93,298,506.58	89,602,634.65	
HOUSING & URBAN DEVELOPMENT	2501-MISSIONS-FOS	1603DR	LOUISIANA	KATRINA	3,695,000.00	872,237.57	
		1604DR	MISSISSIPPI	KATRINA	150,000.00	2,680.00	
		1605DR	ALABAMA	KATRINA			
		1606DR	TEXAS	RITA	120,000.00		
		3216EM	TEXAS	KATRINA	100,000.00		
		2508-MISSIONS-DFA	1603DR	LOUISIANA	KATRINA	79,000,000.00	34,184,914.00
	HOUSING & URBAN DEVELOPMENT Total					83,065,000.00	35,059,831.57
CHAMPION HOME BUILDERS CO	MANUFACTURED HOUSING	1603DR	LOUISIANA	KATRINA	80,759,579.79	70,400,027.50	
CHAMPION HOME BUILDERS CO Total					80,759,579.79	70,400,027.50	
US BANK	21XX-TRAVEL OF PEOPLE	1603DR	LOUISIANA	KATRINA	40,950.00	18,647.49	
		1604DR	MISSISSIPPI	KATRINA	43,898.90	3,226.41	
		1605DR	ALABAMA	KATRINA	17,561.05	3,561.05	
		1606DR	TEXAS	RITA	400,000.00		
		1607DR	LOUISIANA	RITA	30,000.00	20,000.00	
		1609DR	FLORIDA	WILMA	53,500.00	1,003.25	
		3215EM	ARKANSAS	KATRINA	1,000.00		
		22XX-TRANSPORT OF THINGS	1602DR	FLORIDA	KATRINA	5,000.00	140.00
			1603DR	LOUISIANA	KATRINA	40,560.43	100.00
			1604DR	MISSISSIPPI	KATRINA	6,100.00	696.00
	1605DR		ALABAMA	KATRINA	1,050.02	431.00	
	1606DR		TEXAS	RITA	25,000.00	1,781.84	
	1609DR		FLORIDA	WILMA			
	23XX-RENT, COMM, UTILITIES	3215EM	ARKANSAS	KATRINA	8,600.00	2,420.00	
		3216EM	TEXAS	KATRINA	10,000.00	1,950.60	
		1602DR	FLORIDA	KATRINA	1,600.00	1,510.00	
		1603DR	LOUISIANA	KATRINA	1,517,690.00	333,896.40	
		1604DR	MISSISSIPPI	KATRINA	321,046.79	139,813.11	
		1605DR	ALABAMA	KATRINA	29,000.00	21,505.00	
		1606DR	TEXAS	RITA	76,513.22	18,954.74	
	1607DR	LOUISIANA	RITA	506,400.00	12,522.00		
	1609DR	FLORIDA	WILMA	46,720.00	15,706.15		
	3215EM	ARKANSAS	KATRINA	7,391.50	2,791.50		

VENDOR ALPHA	PROGRAM NAME	PROG CODE	STATE NAME	EVENT NAME	OBLIGATIONS	EXPENDITURES
		3216EM	TEXAS	KATRINA	8,787.50	4,546.11
		3219EM	OKLAHOMA	KATRINA		
		3229EM	NEW MEXICO	KATRINA		
		3261EM	TEXAS	RITA	50,000.00	4,733.42
	24XX-PRINT & REPRO	1602DR	FLORIDA	KATRINA	10,500.00	
		1603DR	LOUISIANA	KATRINA	486,724.38	30,754.13
		1604DR	MISSISSIPPI	KATRINA	865,525.05	338,181.24
		1605DR	ALABAMA	KATRINA	179,892.00	96,397.27
		1606DR	TEXAS	RITA	299,555.00	153,757.05
		1607DR	LOUISIANA	RITA	239,000.00	70,837.57
		1609DR	FLORIDA	WILMA	88,321.80	47,463.95
		3215EM	ARKANSAS	KATRINA	2,779.05	2,234.46
		3216EM	TEXAS	KATRINA	31,554.44	23,596.04
		3219EM	OKLAHOMA	KATRINA	755.65	755.65
		3229EM	NEW MEXICO	KATRINA	36.64	36.64
		3261EM	TEXAS	RITA	20,000.00	20,000.00
	25XX-OTHER SERVICES	1602DR	FLORIDA	KATRINA	10,000.00	4,304.18
		1603DR	LOUISIANA	KATRINA	3,528,165.88	1,412,603.03
		1604DR	MISSISSIPPI	KATRINA	1,293,262.14	733,993.77
		1605DR	ALABAMA	KATRINA	169,801.93	50,435.93
		1606DR	TEXAS	RITA	290,606.87	110,173.15
		1607DR	LOUISIANA	RITA	872,162.58	31,979.24
		1609DR	FLORIDA	WILMA	150,657.46	41,821.89
		3215EM	ARKANSAS	KATRINA	2,870.00	1,125.00
		3216EM	TEXAS	KATRINA	15,425.96	11,537.29
		3219EM	OKLAHOMA	KATRINA		
		3229EM	NEW MEXICO	KATRINA		
		3261EM	TEXAS	RITA	50,000.00	590.39
	26XX-SUPPLIES & MATERIALS	1602DR	FLORIDA	KATRINA	77,560.70	37,991.05
		1603DR	LOUISIANA	KATRINA	21,024,526.67	6,749,729.53
		1604DR	MISSISSIPPI	KATRINA	9,482,373.27	5,567,975.98
		1605DR	ALABAMA	KATRINA	2,956,392.88	1,884,054.18
		1606DR	TEXAS	RITA	1,897,739.57	804,207.25
		1607DR	LOUISIANA	RITA	7,079,617.44	2,812,461.10
		1609DR	FLORIDA	WILMA	856,122.85	453,518.06
		3212EM	LOUISIANA	KATRINA	2,000.00	1,284.11
		3215EM	ARKANSAS	KATRINA	79,640.53	51,053.09
		3216EM	TEXAS	KATRINA	271,829.53	197,038.79
		3219EM	OKLAHOMA	KATRINA		
		3221EM	WEST VIRGINIA	KATRINA	94.45	94.45
		3223EM	UTAH	KATRINA	4,000.00	
		3224EM	COLORADO	KATRINA	4,000.00	1,729.21
		3225EM	MICHIGAN	KATRINA	2,000.00	711.67
		3227EM	WASHINGTON	KATRINA	112.64	112.64
		3229EM	NEW MEXICO	KATRINA	115.74	15.74
		3232EM	MISSOURI	KATRINA	5,000.00	4,328.05
		3261EM	TEXAS	RITA	135,500.00	22,851.20
	31XX-EQUIPMENT	1602DR	FLORIDA	KATRINA	89,500.00	26,622.00
		1603DR	LOUISIANA	KATRINA	7,970,918.03	2,726,814.91
		1604DR	MISSISSIPPI	KATRINA	6,002,446.98	4,231,523.21
		1605DR	ALABAMA	KATRINA	907,174.89	552,197.04
		1606DR	TEXAS	RITA	458,508.30	118,059.53
		1607DR	LOUISIANA	RITA	1,781,743.79	53,347.55
		1609DR	FLORIDA	WILMA	169,533.04	38,554.60
		3215EM	ARKANSAS	KATRINA	17,279.02	9,741.91
		3216EM	TEXAS	KATRINA	113,301.90	90,591.92
		3219EM	OKLAHOMA	KATRINA		
		3229EM	NEW MEXICO	KATRINA		

VENDOR ALPHA	PROGRAM NAME	PROG CODE	STATE NAME	EVENT NAME	OBLIGATIONS	EXPENDITURES	
	MANUFACTURED HOUSING	3261EM	TEXAS	RITA	90,000.00	38,375.82	
		1603DR	LOUISIANA	KATRINA	50,000.00	37,369.51	
		1604DR	MISSISSIPPI	KATRINA	216,500.00	16,500.00	
		1607DR	LOUISIANA	RITA			
US BANK Total				73,601,498.46	30,321,368.04		
CUSTOMS AND BORDER PROTECTION	2501-MISSIONS-FOS	1602DR	FLORIDA	KATRINA	11,447,424.00	6,226,283.63	
		1603DR	LOUISIANA	KATRINA	28,410,525.00		
		1604DR	MISSISSIPPI	KATRINA	8,517,200.00	266,152.45	
		3216EM	TEXAS	KATRINA	500,000.00		
		3261EM	TEXAS	RITA	12,000,000.00		
	2508-MISSIONS-DFA 26XX-SUPPLIES & MATERIALS	1604DR	MISSISSIPPI	KATRINA			
		1602DR	FLORIDA	KATRINA	6,783.00		
		1603DR	LOUISIANA	KATRINA	41,749.00		
		1604DR	MISSISSIPPI	KATRINA	363,693.00	302,730.00	
		1605DR	ALABAMA	KATRINA	21,313.00		
		1606DR	TEXAS	RITA	64,702.00		
CUSTOMS AND BORDER PROTECTION Total				61,373,389.00	6,795,166.08		
CITIBANK	21XX-TRAVEL OF PEOPLE	1603DR	LOUISIANA	KATRINA	23,217,045.38	22,271,097.52	
		1604DR	MISSISSIPPI	KATRINA	19,737,631.48	19,282,090.26	
		1605DR	ALABAMA	KATRINA	5,853,106.08	5,823,612.33	
		1606DR	TEXAS	RITA	5,483,350.37	5,479,800.37	
		1607DR	LOUISIANA	RITA	1,001,842.04	1,001,842.04	
		1609DR	FLORIDA	WILMA	1,002,571.80	532,436.46	
		3215EM	ARKANSAS	KATRINA	1,711.85	1,711.85	
		3216EM	TEXAS	KATRINA	15,561.27	15,561.27	
		3221EM	WEST VIRGINIA	KATRINA	1,331.70	1,331.70	
		3223EM	UTAH	KATRINA	899.85	435.70	
		3234EM	SOUTH DAKOTA	KATRINA	677.25		
		3247EM	NORTH DAKOTA	KATRINA	911.85	911.85	
		3248EM	CALIFORNIA	KATRINA	700.00	335.68	
		3253EM	MONTANA	KATRINA	3,160.92	1,440.92	
		25XX-OTHER SERVICES	1603DR	LOUISIANA	KATRINA		
	1605DR		ALABAMA	KATRINA			
	1606DR		TEXAS	RITA			
	26XX-SUPPLIES & MATERIALS	1609DR	FLORIDA	WILMA	50,000.00		
		1603DR	LOUISIANA	KATRINA	412,000.00	342,301.17	
		1604DR	MISSISSIPPI	KATRINA	91,000.00	29,893.34	
		1605DR	ALABAMA	KATRINA	13,000.00	134.44	
			1606DR	TEXAS	RITA	112,500.00	85,424.88
	CITIBANK Total				56,999,001.84	54,870,361.78	
U S DEPARTMENT OF JUSTICE	2501-MISSIONS-FOS	1603DR	LOUISIANA	KATRINA	2,764,600.00		
		1604DR	MISSISSIPPI	KATRINA	2,535,000.00		
		1609DR	FLORIDA	WILMA	45,000.00		
	2507-MISSIONS-TA	1603DR	LOUISIANA	KATRINA	150,000.00		
	2508-MISSIONS-DFA	1603DR	LOUISIANA	KATRINA	45,313,000.00	3,219,744.16	
		1604DR	MISSISSIPPI	KATRINA	4,867,000.00	81,247.05	
U S DEPARTMENT OF JUSTICE Total				55,674,600.00	3,300,991.21		
Grand Total				29,598,773,538.81	16,710,134,672.42		

**FINANCIAL INFORMATION TOOL
FOR HURRICANE KATRINA, RITA, & WILMA DECLARATIONS ONLY
CHRONOLOGICAL LISTING BY DECLARATION OF OBLIGATION TRANSACTIONS GREATER THAN OR EQUAL TO \$50 MILLION (GROSS OF ANY SUBSEQUENT DE-OBLIGATIONS)
AS OF 06-14-2006**

PROG CODE	STATE NAME	TRANS DATE	OBLIGATION NUMBER	VENDOR ALPHA	PROGRAM CATEGORY	OBLIGATIONS	QTY
1603DR	LOUISIANA	8/30/2005	1603DRLAMCOE-MVD 11	US ARMY CORPS OF ENGINEERS	2508-MISSIONS-DIRECT FED ASST (DFA)	50,000,000.00	1
		8/31/2005	1603DRLAMHHS 02	DEPARTMENT OF HEALTH AND HUMAN SERVICE	2501-MISSIONS-FED OPER SUP (FOS)	63,000,000.00	1
		9/3/2005	1603DRLAMCOE-MVD 05	US ARMY CORPS OF ENGINEERS	2508-MISSIONS-DIRECT FED ASST (DFA)	75,000,000.00	1
		9/4/2005	1603DRLAMCOE-MVD 07	US ARMY CORPS OF ENGINEERS	2508-MISSIONS-DIRECT FED ASST (DFA)	1,500,000,000.00	1
		9/5/2005	1603DRLAMDOD 23	DEPARTMENT OF DEFENSE	2501-MISSIONS-FED OPER SUP (FOS)	750,000,000.00	1
		9/6/2005	1603DRLAMDOD 29	DEPARTMENT OF DEFENSE	2501-MISSIONS-FED OPER SUP (FOS)	75,000,000.00	1
			1603DRLAMDOD 30	DEPARTMENT OF DEFENSE	2501-MISSIONS-FED OPER SUP (FOS)	490,000,000.00	1
			1603DRLAMDOD 31	DEPARTMENT OF DEFENSE	2501-MISSIONS-FED OPER SUP (FOS)	150,000,000.00	1
		9/8/2005	1603DRLAMEPA 03	ENVIRONMENTAL PROTECTION AGENCY	2508-MISSIONS-DIRECT FED ASST (DFA)	75,000,000.00	1
			1603DRLATTHP 01	LA OFFICE OF HOMELAND SECURITY &	4141-RENTAL 408(a)	510,000,000.00	1
			1603DRLAMDOD 40	DEPARTMENT OF DEFENSE	2501-MISSIONS-FED OPER SUP (FOS)	65,000,000.00	1
		9/9/2005	1603DRLAP00000001	LA OFFICE OF HOMELAND SECURITY &	416X-PUBLIC ASSISTANCE (PA)	218,823,700.76	1
			1603DRLATTHP 01	LA OFFICE OF HOMELAND SECURITY &	4141-RENTAL 408(a)	600,000,000.00	1
		9/10/2005	1603DRLAMCOE-MVD 21	US ARMY CORPS OF ENGINEERS	2501-MISSIONS-FED OPER SUP (FOS)	200,000,000.00	1
			1603DRLAMUSCG 07	US COAST GUARD	2501-MISSIONS-FED OPER SUP (FOS)	150,000,000.00	2
		9/13/2005	HSFEHQ-05-D-4125	PRECISION HOMES	3199-MH-PURCHASE UNITS-CAPITALIZED	125,000,000.00	1
			1603DRLAP00000001	LA OFFICE OF HOMELAND SECURITY &	416X-PUBLIC ASSISTANCE (PA)	51,293,678.90	1
			HSFEHQ-05-C-4000	GULF STREAM COACH, INC.	3190-MH-PURCHASE UNITS-NON-CAPITALIZED	99,996,000.00	1
		9/15/2005	1603DRLAMUSFS 15	USDA FOREST SERVICE	2501-MISSIONS-FED OPER SUP (FOS)	130,000,000.00	1
			1603DRLAP00000001	LA OFFICE OF HOMELAND SECURITY &	416X-PUBLIC ASSISTANCE (PA)	453,209,070.72	1
		9/16/2005	HSFE06-05-F-6232	CLEARBROOK LLC	3190-MH-PURCHASE UNITS-NON-CAPITALIZED	50,000,000.00	1
		9/17/2005	1603DRLATTHP 01	LA OFFICE OF HOMELAND SECURITY &	4141-RENTAL 408(a)	400,000,000.00	1
		9/21/2005	1603DRLAMDOD 06	DEPARTMENT OF TRANSPORTATION	2508-MISSIONS-DIRECT FED ASST (DFA)	150,000,000.00	1
		9/24/2005	1603DRLAMCOE-MVD 05	US ARMY CORPS OF ENGINEERS	2508-MISSIONS-DIRECT FED ASST (DFA)	100,000,000.00	1
		9/25/2005	1603DRLATTHP 01	LA OFFICE OF HOMELAND SECURITY &	4141-RENTAL 408(a)	1,370,400,000.00	1
		9/26/2005	HSFE04-05-F-7039	DEPARTMENT OF DEFENSE	2660-FOOD & BEVERAGES	62,930,000.00	1
		9/27/2005	HSFEHQ-05-D-4334	MORGAN BUILDINGS & SPAS, INC.	3199-MH-PURCHASE UNITS-CAPITALIZED	83,958,000.00	1
		9/28/2005	HSFEHQ-05-D-4332	CHAMPION HOME BUILDERS CO	3199-MH-PURCHASE UNITS-CAPITALIZED	59,800,000.00	1
		9/29/2005	1603DRLAMDHUD 04	HOUSING & URBAN DEVELOPMENT	2508-MISSIONS-DIRECT FED ASST (DFA)	79,000,000.00	1
		10/2/2005	1603DRLATTHP 01	LA OFFICE OF HOMELAND SECURITY &	4141-RENTAL 408(a)	350,000,000.00	1
		10/3/2005	1603DRLAMEPA 03	ENVIRONMENTAL PROTECTION AGENCY	2508-MISSIONS-DIRECT FED ASST (DFA)	88,000,000.00	1
		10/8/2005	1603DRLATTHP 19	LA OFFICE OF HOMELAND SECURITY &	4149-OTHER NEEDS ASSISTANCE (ONA) AWARDS	100,000,000.00	1
		10/20/2005	1603DRLAMUSCG 09	US COAST GUARD	2508-MISSIONS-DIRECT FED ASST (DFA)	75,000,000.00	1
		10/21/2005	1603DRLAMCOE-MVD 23	US ARMY CORPS OF ENGINEERS	2508-MISSIONS-DIRECT FED ASST (DFA)	200,000,000.00	1
		10/22/2005	HSFEHQ-06-C-0024	AMERICAN RED CROSS	2580-OTHER SERVICE CONTRACTS	110,000,000.00	1
		10/31/2005	1603DRLAP00000001	LA OFFICE OF HOMELAND SECURITY &	416X-PUBLIC ASSISTANCE (PA)	88,802,983.46	1
			HSFEHQ-05-D-0471	FLUOR DANIEL INC	2591-CONTRACT SERVICES-MH	62,160,091.00	1
		11/1/2005	HSFEHQ-06-F-0047	CORPORATE LODGING CONSULTANTS, INC.	2580-OTHER SERVICE CONTRACTS	105,602,464.00	1
		11/5/2005	1603DRLATTHP 01	LA OFFICE OF HOMELAND SECURITY &	4141-RENTAL 408(a)	148,000,000.00	1
			1603DRLATTHP 17	LA OFFICE OF HOMELAND SECURITY &	4147-REPLACEMENT	386,000,000.00	1
			1603DRLATTHP 19	LA OFFICE OF HOMELAND SECURITY &	4149-OTHER NEEDS ASSISTANCE (ONA) AWARDS	361,000,000.00	1
		11/18/2005	1603DRLAMDOL 00	US DEPARTMENT OF LABOR	2503-DISASTER UNEMPLOYMENT (DUA)	55,000,000.00	1
		11/23/2005	1603DRLATTHP 19	LA OFFICE OF HOMELAND SECURITY &	4149-OTHER NEEDS ASSISTANCE (ONA) AWARDS	100,000,000.00	1
		12/5/2005	1603DRLATTHP 19	LA OFFICE OF HOMELAND SECURITY &	4149-OTHER NEEDS ASSISTANCE (ONA) AWARDS	50,000,000.00	1
		12/12/2005	1603DRLAMCOE-MVD 23	US ARMY CORPS OF ENGINEERS	2508-MISSIONS-DIRECT FED ASST (DFA)	199,932,487.70	1
			1603DRLAMUSCG 09	US COAST GUARD	2508-MISSIONS-DIRECT FED ASST (DFA)	75,000,000.00	1
		12/20/2005	HSFE06-06-X-2014	ENVIRONMENTAL PROTECTION AGENCY	2589-INTERAGENCY AGREEMENTS	255,665,898.00	1
		12/23/2005	1603DRLATTHP 19	LA OFFICE OF HOMELAND SECURITY &	4149-OTHER NEEDS ASSISTANCE (ONA) AWARDS	50,000,000.00	1
		12/29/2005	1603DRLATTHP 19	LA OFFICE OF HOMELAND SECURITY &	4149-OTHER NEEDS ASSISTANCE (ONA) AWARDS	75,000,000.00	1
		12/30/2005	1603DRLATTHP 19	LA OFFICE OF HOMELAND SECURITY &	4149-OTHER NEEDS ASSISTANCE (ONA) AWARDS	90,000,000.00	1
		1/6/2006	1603DRLATTHP 01	LA OFFICE OF HOMELAND SECURITY &	4141-RENTAL 408(a)	50,000,000.00	1
		1/7/2006	EMR-2006-GB-0000	GBL'S	2213-MH-TRANSPORTATION-DISASTER	70,000,000.00	1
		1/14/2006	1603DRLATTHP 19	LA OFFICE OF HOMELAND SECURITY &	4149-OTHER NEEDS ASSISTANCE (ONA) AWARDS	100,000,000.00	1
		1/19/2006	1603DRLATTHP 01	LA OFFICE OF HOMELAND SECURITY &	4141-RENTAL 408(a)	60,000,000.00	1
		1/30/2006	1603DRLATTHP 01	LA OFFICE OF HOMELAND SECURITY &	4141-RENTAL 408(a)	50,000,000.00	1
		2/7/2006	HSFEHQ-06-F-0047	CORPORATE LODGING CONSULTANTS, INC.	2580-OTHER SERVICE CONTRACTS	52,800,000.00	1
		2/16/2006	HSFEHQ-05-D-0592	CH2M HILL CONSTRUCTORS, INC.	2591-CONTRACT SERVICES-MH	75,178,562.50	1

PROG CODE	STATE NAME	TRANS DATE	OBLIGATION NUMBER	VENDOR ALPHA	PROGRAM CATEGORY	OBLIGATIONS	QTY
		3/1/2006	HSFEHQ-05-D-0471	FLUOR DANIEL INC	2591-CONTRACT SERVICES-MH	158,488,970.76	1
		3/3/2006	HSFEHQ-05-D-0471	FLUOR DANIEL INC	2591-CONTRACT SERVICES-MH	170,814,779.00	1
		3/15/2006	1603DRLAP00000001	LA OFFICE OF HOMELAND SECURITY &	416X-PUBLIC ASSISTANCE (PA)	55,750,323.10	1
		3/16/2006	1603DRLAMDOL 00	US DEPARTMENT OF LABOR	2503-DISASTER UNEMPLOYMENT (DUA)	91,411,844.00	1
			HSFEHQ-05-D-0573	SHAW ENVIRONMENTAL & INFRASTRUCTURE	2591-CONTRACT SERVICES-MH	139,278,621.00	1
		3/20/2006	1603DRLAP00000001	LA OFFICE OF HOMELAND SECURITY &	416X-PUBLIC ASSISTANCE (PA)	170,571,862.38	2
		3/21/2006	1603DRLAP00000001	LA OFFICE OF HOMELAND SECURITY &	416X-PUBLIC ASSISTANCE (PA)	138,213,467.86	1
		3/23/2006	1603DRLAP00000001	LA OFFICE OF HOMELAND SECURITY &	416X-PUBLIC ASSISTANCE (PA)	76,350,249.12	1
		3/28/2006	1603DRLAP00000001	LA OFFICE OF HOMELAND SECURITY &	416X-PUBLIC ASSISTANCE (PA)	67,986,749.72	1
		3/31/2006	HSFEHQ-05-D-0471	FLUOR DANIEL INC	2591-CONTRACT SERVICES-MH	192,710,167.00	1
		4/26/2006	1603DRLAP00000001	LA OFFICE OF HOMELAND SECURITY &	416X-PUBLIC ASSISTANCE (PA)	66,843,926.55	1
		5/17/2006	HSFEHQ-05-D-0471	FLUOR DANIEL INC	2591-CONTRACT SERVICES-MH	69,900,000.00	1
		5/26/2006	1603DRLAP00000001	LA OFFICE OF HOMELAND SECURITY &	416X-PUBLIC ASSISTANCE (PA)	50,308,768.63	1
			HSFEHQ-05-D-0573	SHAW ENVIRONMENTAL & INFRASTRUCTURE	2591-CONTRACT SERVICES-MH	88,403,625.00	1
		5/30/2006	HSFEHQ-05-C-4040A	NORTH AMERICAN CATASTROPHE SVCS INC	3190-MH-PURCHASE UNITS-NON-CAPITALIZED	50,478,060.06	1
			HSFEHQ-05-C-4041A	GULF STREAM COACH, INC.	3199-MH-PURCHASE UNITS-CAPITALIZED	246,563,713.00	1
		6/8/2006	1603DRLAP00000001	LA OFFICE OF HOMELAND SECURITY &	416X-PUBLIC ASSISTANCE (PA)	204,521,265.91	1
1604DR	MISSISSIPPI	9/2/2005	1604DRMSMDOD 17	DEPARTMENT OF DEFENSE	2501-MISSIONS-FED OPER SUP (FOS)	220,000,000.00	2
		9/3/2005	1604DRMSMCOE-MVD 16	US ARMY CORPS OF ENGINEERS	2508-MISSIONS-DIRECT FED ASST (DFA)	80,000,000.00	1
			1604DRMSMDOD 19	DEPARTMENT OF DEFENSE	2501-MISSIONS-FED OPER SUP (FOS)	1,000,000,000.00	1
		9/4/2005	1604DRMSMCOE-MVD 11	US ARMY CORPS OF ENGINEERS	2501-MISSIONS-FED OPER SUP (FOS)	80,000,000.00	1
			1604DRMSMGSA 16	GENERAL SERVICES ADMINISTRATION	2501-MISSIONS-FED OPER SUP (FOS)	50,000,000.00	1
		9/5/2005	1604DRMSMCOE-MVD 09	US ARMY CORPS OF ENGINEERS	2508-MISSIONS-DIRECT FED ASST (DFA)	320,000,000.00	1
			1604DRMSMCOE-MVD 10	US ARMY CORPS OF ENGINEERS	2508-MISSIONS-DIRECT FED ASST (DFA)	71,000,000.00	1
			1604DRMSMCOE-MVD 11	US ARMY CORPS OF ENGINEERS	2501-MISSIONS-FED OPER SUP (FOS)	100,000,000.00	1
			1604DRMSMDOT 05	DEPARTMENT OF TRANSPORTATION	2501-MISSIONS-FED OPER SUP (FOS)	90,000,000.00	1
		9/6/2005	1604DRMSTTHP 01	MISSISSIPPI, STATE OF	4141-RENTAL 408(a)	100,000,000.00	1
		9/7/2005	1604DRMSMCOE-MVD 12	US ARMY CORPS OF ENGINEERS	2501-MISSIONS-FED OPER SUP (FOS)	180,000,000.00	1
		9/10/2005	1604DRMSMDOD 19	DEPARTMENT OF DEFENSE	2501-MISSIONS-FED OPER SUP (FOS)	500,000,000.00	1
			1604DRMSMDOD 27	DEPARTMENT OF DEFENSE	2508-MISSIONS-DIRECT FED ASST (DFA)	50,000,000.00	1
			1604DRMSTTHP 01	MISSISSIPPI, STATE OF	4141-RENTAL 408(a)	96,000,000.00	1
		9/11/2005	1604DRMSTTHP 01	MISSISSIPPI, STATE OF	4141-RENTAL 408(a)	100,000,000.00	1
		9/12/2005	1604DRMSTTHP 01	MISSISSIPPI, STATE OF	4141-RENTAL 408(a)	300,000,000.00	1
		9/17/2005	1604DRMSMCOE-MVD 25	US ARMY CORPS OF ENGINEERS	2508-MISSIONS-DIRECT FED ASST (DFA)	50,000,000.00	1
			HSFE04-05-P-7069	AMERICOLD LOGISTICS LLC	2580-OTHER SERVICE CONTRACTS	50,000,000.00	1
		9/18/2005	HSFE04-05-F-7058	DEPARTMENT OF DEFENSE	2660-FOOD & BEVERAGES	69,630,470.00	1
		9/23/2005	1604DRMSPO00000001	MISSISSIPPI, STATE OF	416X-PUBLIC ASSISTANCE (PA)	105,160,104.73	1
		9/27/2005	1604DRMSTTHP 01	MISSISSIPPI, STATE OF	4141-RENTAL 408(a)	365,018,400.00	1
		10/8/2005	1604DRMSTTHP 01	MISSISSIPPI, STATE OF	4141-RENTAL 408(a)	150,000,000.00	1
		10/9/2005	1604DRMSMCOE-MVD 10	US ARMY CORPS OF ENGINEERS	2508-MISSIONS-DIRECT FED ASST (DFA)	56,000,000.00	1
		10/10/2005	1604DRMSTTHP 19	MISSISSIPPI, STATE OF	4149-OTHER NEEDS ASSISTANCE (ONA) AWARDS	50,000,000.00	1
		10/16/2005	1604DRMSMCOE-MVD 09	US ARMY CORPS OF ENGINEERS	2508-MISSIONS-DIRECT FED ASST (DFA)	300,000,000.00	1
		10/22/2005	HSFEHQ-05-D-0572	BECHTEL NATIONAL, INC.	2591-CONTRACT SERVICES-MH	135,191,336.50	1
			HSFEHQ-06-C-0024	AMERICAN RED CROSS	2580-OTHER SERVICE CONTRACTS	52,500,000.00	1
		11/1/2005	HSFEHQ-06-F-0047	CORPORATE LODGING CONSULTANTS, INC.	2580-OTHER SERVICE CONTRACTS	50,401,176.00	1
		11/22/2005	1604DRMSTTHP 19	MISSISSIPPI, STATE OF	4149-OTHER NEEDS ASSISTANCE (ONA) AWARDS	50,000,000.00	1
		12/15/2005	HSFEHQ-05-D-0572	BECHTEL NATIONAL, INC.	2591-CONTRACT SERVICES-MH	67,535,156.00	1
		12/19/2005	HSFEHQ-05-C-4155	CMH MANUFACTURING, INC.	3199-MH-PURCHASE UNITS-CAPITALIZED	60,935,395.00	1
		12/23/2005	HSFEHQ-05-D-0572	BECHTEL NATIONAL, INC.	2591-CONTRACT SERVICES-MH	78,801,663.50	1
		1/27/2006	1604DRMSMCOE-MVD 09	US ARMY CORPS OF ENGINEERS	2508-MISSIONS-DIRECT FED ASST (DFA)	100,000,000.00	1
		3/18/2006	1604DRMSMCOE-MVD 09	US ARMY CORPS OF ENGINEERS	2508-MISSIONS-DIRECT FED ASST (DFA)	200,000,000.00	1
		4/6/2006	1604DRMSMUSCG 12	US COAST GUARD	2508-MISSIONS-DIRECT FED ASST (DFA)	200,000,000.00	1
		4/10/2006	1604DRMSPO00000001	MISSISSIPPI, STATE OF	416X-PUBLIC ASSISTANCE (PA)	58,530,355.47	1
		5/25/2006	1604DRMSMCOE-MVD 09	US ARMY CORPS OF ENGINEERS	2508-MISSIONS-DIRECT FED ASST (DFA)	50,000,000.00	1
		5/31/2006	HSFEHQ-05-C-4000A	GULF STREAM COACH, INC.	3199-MH-PURCHASE UNITS-CAPITALIZED	218,000,000.00	1
			HSFEHQ-05-C-4039A	MORGAN BUILDINGS & SPAS, INC.	3199-MH-PURCHASE UNITS-CAPITALIZED	218,000,000.00	1
1605DR	ALABAMA	9/10/2005	HSFEHQ-05-C-4039	MORGAN BUILDINGS & SPAS, INC.	3199-MH-PURCHASE UNITS-CAPITALIZED	202,512,500.00	2
			HSFEHQ-05-D-4125	PRECISION HOMES	3199-MH-PURCHASE UNITS-CAPITALIZED	98,965,000.00	1
		9/12/2005	HSFEHQ-05-C-4041	GULF STREAM COACH, INC.	3199-MH-PURCHASE UNITS-CAPITALIZED	246,875,000.00	1
		9/13/2005	HSFEHQ-05-C-4000	GULF STREAM COACH, INC.	3190-MH-PURCHASE UNITS-NON-CAPITALIZED	99,068,500.00	1
		9/16/2005	HSFEHQ-05-C-4040	NORTH AMERICAN CATASTROPHE SVCS INC	3199-MH-PURCHASE UNITS-CAPITALIZED	51,400,000.00	1
		9/24/2005	1605DRALTTTHP 01	AL EMERGENCY MANAGEMENT AGENCY	4141-RENTAL 408(a)	83,709,000.00	1
		9/29/2005	1605DRALMCOE-SAD 09	US ARMY CORPS OF ENGINEERS	2508-MISSIONS-DIRECT FED ASST (DFA)	90,000,000.00	1
		9/30/2005	HSFEHQ-05-C-4128	BOURGET'S OF THE SOUTH, LLC	3190-MH-PURCHASE UNITS-NON-CAPITALIZED	88,500,000.00	1
1606DR	TEXAS	9/28/2005	1606DRTXMUSFS 02	USDA FOREST SERVICE	2501-MISSIONS-FED OPER SUP (FOS)	124,000,000.00	1

PROG CODE	STATE NAME	TRANS DATE	OBLIGATION NUMBER	VENDOR ALPHA	PROGRAM CATEGORY	OBLIGATIONS	QTY
			1606DRTXTTHP 01	TX DEPARTMENT OF PUBLIC SAFETY	4141-RENTAL 408(a)	60,320,000.00	1
		9/29/2005	1606DRTXTTHP 01	TX DEPARTMENT OF PUBLIC SAFETY	4141-RENTAL 408(a)	105,000,000.00	1
			1606DRTXTTHP 19	TX DEPARTMENT OF PUBLIC SAFETY	4149-OTHER NEEDS ASSISTANCE (ONA) AWARDS	100,000,000.00	1
		9/30/2005	1606DRTXTTHP 01	TX DEPARTMENT OF PUBLIC SAFETY	4141-RENTAL 408(a)	150,000,899.00	1
		10/3/2005	1606DRTXTTHP 01	TX DEPARTMENT OF PUBLIC SAFETY	4141-RENTAL 408(a)	447,000,000.00	1
			1606DRTXTTHP 04	TX DEPARTMENT OF PUBLIC SAFETY	4143-REPAIRS	100,000,000.00	1
			1606DRTXTTHP 19	TX DEPARTMENT OF PUBLIC SAFETY	4149-OTHER NEEDS ASSISTANCE (ONA) AWARDS	200,000,000.00	1
		10/7/2005	1606DRTXIOTH	TX DEPARTMENT OF PUBLIC SAFETY	4154-OTHER NEEDS ASSISTANCE (ONA) GRANTS	200,000,000.00	1
		11/4/2005	1606DRTXMCOE-SWD 09	US ARMY CORPS OF ENGINEERS	2508-MISSIONS-DIRECT FED ASST (DFA)	65,000,000.00	1
1607DR	LOUISIANA	9/28/2005	1607DRLATTHP 01	LA OFFICE OF HOMELAND SECURITY &	4141-RENTAL 408(a)	75,000,000.00	1
		9/30/2005	1607DRLATTHP 01	LA OFFICE OF HOMELAND SECURITY &	4141-RENTAL 408(a)	250,000,000.00	1
		10/7/2005	1607DRLAMCOE-MVD 07	US ARMY CORPS OF ENGINEERS	2508-MISSIONS-DIRECT FED ASST (DFA)	138,000,000.00	1
			1607DRLAMCOE-MVD 09	US ARMY CORPS OF ENGINEERS	2508-MISSIONS-DIRECT FED ASST (DFA)	80,000,000.00	1
		12/16/2005	1607DRLAMCOE-MVD 09	US ARMY CORPS OF ENGINEERS	2508-MISSIONS-DIRECT FED ASST (DFA)	113,000,000.00	1
		12/20/2005	HSFE06-06-X-2014	ENVIRONMENTAL PROTECTION AGENCY	2580-OTHER SERVICE CONTRACTS	100,686,039.00	1
1609DR	FLORIDA	10/26/2005	HSFE04-06-F-7706	DEPARTMENT OF DEFENSE	2660-FOOD & BEVERAGES	60,000,000.00	1
		10/27/2005	1609DRFLTTHP 01	FLORIDA BUREAU OF DISASTER	4141-RENTAL 408(a)	60,000,000.00	1
		11/2/2005	1609DRFLTTHP 19	FLORIDA BUREAU OF DISASTER	4149-OTHER NEEDS ASSISTANCE (ONA) AWARDS	100,000,000.00	1
		11/3/2005	1609DRFLMCOE-SAD 13	US ARMY CORPS OF ENGINEERS	2508-MISSIONS-DIRECT FED ASST (DFA)	75,000,000.00	1
		11/4/2005	1609DRFLMCOE-SAD 12	US ARMY CORPS OF ENGINEERS	2508-MISSIONS-DIRECT FED ASST (DFA)	50,000,000.00	1
		11/30/2005	1609DRFLTTHP 19	FLORIDA BUREAU OF DISASTER	4149-OTHER NEEDS ASSISTANCE (ONA) AWARDS	50,000,000.00	1
		12/1/2005	1609DRFLP00000001	FLORIDA BUREAU OF DISASTER	416X-PUBLIC ASSISTANCE (PA)	52,039,385.68	1
		12/8/2005	1609DRFLP00000001	FLORIDA BUREAU OF DISASTER	416X-PUBLIC ASSISTANCE (PA)	187,265,936.45	1
		1/24/2006	1609DRFLP00000001	FLORIDA BUREAU OF DISASTER	416X-PUBLIC ASSISTANCE (PA)	65,491,147.19	1
3216EM	TEXAS	11/11/2005	3216EMTXP00000001	TX DEPARTMENT OF PUBLIC SAFETY	416X-PUBLIC ASSISTANCE (PA)	113,611,873.65	1

FINANCIAL INFORMATION TOOL
FOR HURRICANE KATRINA, RITA, & WILMA DECLARATIONS ONLY
FEMA CREDIT CARDS ONLY *

AS OF 06-14-2006

VENDOR ALPHA	PROGRAM NAME	OBLIGATIONS	EXPENDITURES
BANK ONE DBA JPMORGAN CHASE BANK	21XX-TRAVEL OF PEOPLE		
	25XX-OTHER SERVICES	369,619.86	354,326.97
	26XX-SUPPLIES & MATERIALS	6,787,608.28	2,335,374.78
BANK ONE DBA JPMORGAN CHASE BANK Total		7,157,228.14	2,689,701.75
CITIBANK	21XX-TRAVEL OF PEOPLE	56,320,501.84	54,412,607.95
	25XX-OTHER SERVICES	50,000.00	
	26XX-SUPPLIES & MATERIALS	628,500.00	457,753.83
CITIBANK Total		56,999,001.84	54,870,361.78
US BANK	21XX-TRAVEL OF PEOPLE	586,909.95	46,438.20
	22XX-TRANSPORT OF THINGS	96,310.45	7,519.44
	23XX-RENT, COMM, UTILITIES	2,565,149.01	555,978.43
	24XX-PRINT & REPRO	2,224,644.01	784,014.00
	25XX-OTHER SERVICES	6,382,952.82	2,398,563.87
	26XX-SUPPLIES & MATERIALS	43,878,626.27	18,589,156.10
	31XX-EQUIPMENT	17,600,405.95	7,885,828.49
	MANUFACTURED HOUSING	266,500.00	53,869.51
US BANK Total		73,601,498.46	30,321,368.04
Grand Total		137,757,728.44	87,881,431.57

NAME OF CARD	PURPOSE/USES
BANK ONE DBA JPMORGAN CHASE BANK	Fleetcard for fuel, oil, etc for government vehicles
CITIBANK	Centrally billed travel
US BANK	FEMA Purchase card

* Does not include Individually Billed Travel (IBT) Credit Cards that are issued to FEMA Travelers

FINANCIAL INFORMATION TOOL
FOR HURRICANE KATRINA, RITA, & WILMA DECLARATIONS ONLY
FEMA CREDIT CARDS ONLY *
AS OF 06-14-2006

PROG CODE	STATE NAME	EVENT NAME	VENDOR ALPHA	PROGRAM NAME	OBLIGATIONS	EXPENDITURES	
1602DR	FLORIDA	KATRINA	US BANK	22XX-TRANSPORT OF THINGS	5,000.00	140.00	
				23XX-RENT, COMM, UTILITIES	1,600.00	1,510.00	
				24XX-PRINT & REPRO	10,500.00		
				25XX-OTHER SERVICES	10,000.00	4,304.18	
				26XX-SUPPLIES & MATERIALS	77,560.70	37,991.05	
				31XX-EQUIPMENT	89,500.00	26,622.00	
				1602DR Total			
1603DR	LOUISIANA	KATRINA	BANK ONE DBA JPMORGAN CHASE BANK	26XX-SUPPLIES & MATERIALS	3,754,770.80	650,096.81	
				CITIBANK	21XX-TRAVEL OF PEOPLE	23,217,045.38	22,271,097.52
			US BANK	25XX-OTHER SERVICES			
				26XX-SUPPLIES & MATERIALS	412,000.00	342,301.17	
				21XX-TRAVEL OF PEOPLE	40,950.00	18,647.49	
				22XX-TRANSPORT OF THINGS	40,560.43	100.00	
				23XX-RENT, COMM, UTILITIES	1,517,690.00	333,896.40	
				24XX-PRINT & REPRO	486,724.38	30,754.13	
				25XX-OTHER SERVICES	3,528,165.88	1,412,603.03	
				26XX-SUPPLIES & MATERIALS	21,024,526.67	6,749,729.53	
				31XX-EQUIPMENT	7,970,918.03	2,726,814.91	
				MANUFACTURED HOUSING	50,000.00	37,369.51	
				1603DR Total			
1604DR	MISSISSIPPI	KATRINA	BANK ONE DBA JPMORGAN CHASE BANK	25XX-OTHER SERVICES	283,500.00	271,655.12	
				26XX-SUPPLIES & MATERIALS	748,296.67	385,924.70	
			CITIBANK	21XX-TRAVEL OF PEOPLE	19,737,631.48	19,282,090.26	
				26XX-SUPPLIES & MATERIALS	91,000.00	29,893.34	
			US BANK	21XX-TRAVEL OF PEOPLE	43,898.90	3,226.41	
				22XX-TRANSPORT OF THINGS	6,100.00	696.00	
				23XX-RENT, COMM, UTILITIES	321,046.79	139,813.11	
				24XX-PRINT & REPRO	865,525.05	338,181.24	
				25XX-OTHER SERVICES	1,293,262.14	733,993.77	
				26XX-SUPPLIES & MATERIALS	9,482,373.27	5,567,975.98	
				31XX-EQUIPMENT	6,002,446.98	4,231,523.21	
				MANUFACTURED HOUSING	216,500.00	16,500.00	
				1604DR Total			
1605DR	ALABAMA	KATRINA	BANK ONE DBA JPMORGAN CHASE BANK	25XX-OTHER SERVICES	85,909.86	82,462.89	
				26XX-SUPPLIES & MATERIALS	867,000.00	826,196.48	
			CITIBANK	21XX-TRAVEL OF PEOPLE	5,853,106.08	5,823,612.33	
				25XX-OTHER SERVICES			
			US BANK	26XX-SUPPLIES & MATERIALS	13,000.00	134.44	
				21XX-TRAVEL OF PEOPLE	17,561.05	3,561.05	
				22XX-TRANSPORT OF THINGS	1,050.02	431.00	
				23XX-RENT, COMM, UTILITIES	29,000.00	21,505.00	
				24XX-PRINT & REPRO	179,892.00	96,397.27	
				25XX-OTHER SERVICES	169,801.93	50,435.93	
				26XX-SUPPLIES & MATERIALS	2,956,392.88	1,884,054.18	
				31XX-EQUIPMENT	907,174.89	552,197.04	
				1605DR Total			
1606DR	TEXAS	RITA	BANK ONE DBA JPMORGAN CHASE BANK	21XX-TRAVEL OF PEOPLE			
				26XX-SUPPLIES & MATERIALS	615,000.00	72,368.51	
			CITIBANK	21XX-TRAVEL OF PEOPLE	5,483,350.37	5,479,800.37	
				25XX-OTHER SERVICES			
			US BANK	26XX-SUPPLIES & MATERIALS	112,500.00	85,424.88	
				21XX-TRAVEL OF PEOPLE	400,000.00		
				22XX-TRANSPORT OF THINGS	25,000.00	1,781.84	
				23XX-RENT, COMM, UTILITIES	76,513.22	18,954.74	

PROG CODE	STATE NAME	EVENT NAME	VENDOR ALPHA	PROGRAM NAME	OBLIGATIONS	EXPENDITURES
				24XX-PRINT & REPRO	299,555.00	153,757.05
				25XX-OTHER SERVICES	290,606.87	110,173.15
				26XX-SUPPLIES & MATERIALS	1,897,739.57	804,207.25
				31XX-EQUIPMENT	458,508.30	118,059.53
1606DR Total					9,658,773.33	6,844,527.32
1607DR	LOUISIANA	RITA	BANK ONE DBA JPMORGAN CHASE BANK	26XX-SUPPLIES & MATERIALS	310,524.00	200,518.44
			CITIBANK	21XX-TRAVEL OF PEOPLE	1,001,842.04	1,001,842.04
			US BANK	21XX-TRAVEL OF PEOPLE	30,000.00	20,000.00
				23XX-RENT, COMM, UTILITIES	506,400.00	12,522.00
				24XX-PRINT & REPRO	239,000.00	70,837.57
				25XX-OTHER SERVICES	872,162.58	31,979.24
				26XX-SUPPLIES & MATERIALS	7,079,617.44	2,812,461.10
				31XX-EQUIPMENT	1,781,743.79	53,347.55
				MANUFACTURED HOUSING		
1607DR Total					11,821,289.85	4,203,507.94
1609DR	FLORIDA	WILMA	BANK ONE DBA JPMORGAN CHASE BANK	21XX-TRAVEL OF PEOPLE		
				25XX-OTHER SERVICES	210.00	208.96
				26XX-SUPPLIES & MATERIALS	490,516.81	198,769.84
			CITIBANK	21XX-TRAVEL OF PEOPLE	1,002,571.80	532,436.46
				25XX-OTHER SERVICES	50,000.00	
			US BANK	21XX-TRAVEL OF PEOPLE	53,500.00	1,003.25
				22XX-TRANSPORT OF THINGS		
				23XX-RENT, COMM, UTILITIES	46,720.00	15,706.15
				24XX-PRINT & REPRO	88,321.80	47,463.95
				25XX-OTHER SERVICES	150,657.46	41,821.89
				26XX-SUPPLIES & MATERIALS	856,122.85	453,518.06
				31XX-EQUIPMENT	169,533.04	38,554.60
1609DR Total					2,908,153.76	1,329,483.16
3212EM	LOUISIANA	KATRINA	US BANK	26XX-SUPPLIES & MATERIALS	2,000.00	1,284.11
3212EM Total					2,000.00	1,284.11
3215EM	ARKANSAS	KATRINA	CITIBANK	21XX-TRAVEL OF PEOPLE	1,711.85	1,711.85
			US BANK	21XX-TRAVEL OF PEOPLE	1,000.00	
				22XX-TRANSPORT OF THINGS	8,600.00	2,420.00
				23XX-RENT, COMM, UTILITIES	7,391.50	2,791.50
				24XX-PRINT & REPRO	2,779.05	2,234.46
				25XX-OTHER SERVICES	2,870.00	1,125.00
				26XX-SUPPLIES & MATERIALS	79,640.53	51,053.09
				31XX-EQUIPMENT	17,279.02	9,741.91
3215EM Total					121,271.95	71,077.81
3216EM	TEXAS	KATRINA	BANK ONE DBA JPMORGAN CHASE BANK	26XX-SUPPLIES & MATERIALS		
			CITIBANK	21XX-TRAVEL OF PEOPLE	15,561.27	15,561.27
			US BANK	22XX-TRANSPORT OF THINGS	10,000.00	1,950.60
				23XX-RENT, COMM, UTILITIES	8,787.50	4,546.11
				24XX-PRINT & REPRO	31,554.44	23,596.04
				25XX-OTHER SERVICES	15,425.96	11,537.29
				26XX-SUPPLIES & MATERIALS	271,829.53	197,038.79
				31XX-EQUIPMENT	113,301.90	90,591.92
3216EM Total					466,460.60	344,822.02
3219EM	OKLAHOMA	KATRINA	US BANK	23XX-RENT, COMM, UTILITIES		
				24XX-PRINT & REPRO	755.65	755.65
				25XX-OTHER SERVICES		
				26XX-SUPPLIES & MATERIALS		
				31XX-EQUIPMENT		
3219EM Total					755.65	755.65
3221EM	WEST VIRGINIA	KATRINA	CITIBANK	21XX-TRAVEL OF PEOPLE	1,331.70	1,331.70
			US BANK	26XX-SUPPLIES & MATERIALS	94.45	94.45
3221EM Total					1,426.15	1,426.15
3223EM	UTAH	KATRINA	CITIBANK	21XX-TRAVEL OF PEOPLE	899.85	435.70
			US BANK	26XX-SUPPLIES & MATERIALS	4,000.00	
3223EM Total					4,899.85	435.70
3224EM	COLORADO	KATRINA	US BANK	26XX-SUPPLIES & MATERIALS	4,000.00	1,729.21

PROG CODE	STATE NAME	EVENT NAME	VENDOR ALPHA	PROGRAM NAME	OBLIGATIONS	EXPENDITURES
3224EM Total					4,000.00	1,729.21
3225EM	MICHIGAN	KATRINA	US BANK	26XX-SUPPLIES & MATERIALS	2,000.00	711.67
3225EM Total					2,000.00	711.67
3227EM	WASHINGTON	KATRINA	US BANK	26XX-SUPPLIES & MATERIALS	112.64	112.64
3227EM Total					112.64	112.64
3229EM	NEW MEXICO	KATRINA	US BANK	23XX-RENT, COMM, UTILITIES		
				24XX-PRINT & REPRO	36.64	36.64
				25XX-OTHER SERVICES		
				26XX-SUPPLIES & MATERIALS	115.74	15.74
				31XX-EQUIPMENT		
3229EM Total					152.38	52.38
3232EM	MISSOURI	KATRINA	US BANK	26XX-SUPPLIES & MATERIALS	5,000.00	4,328.05
3232EM Total					5,000.00	4,328.05
3234EM	SOUTH DAKOTA	KATRINA	CITIBANK	21XX-TRAVEL OF PEOPLE	677.25	
3234EM Total					677.25	
3247EM	NORTH DAKOTA	KATRINA	CITIBANK	21XX-TRAVEL OF PEOPLE	911.85	911.85
3247EM Total					911.85	911.85
3248EM	CALIFORNIA	KATRINA	CITIBANK	21XX-TRAVEL OF PEOPLE	700.00	335.68
3248EM Total					700.00	335.68
3253EM	MONTANA	KATRINA	CITIBANK	21XX-TRAVEL OF PEOPLE	3,160.92	1,440.92
3253EM Total					3,160.92	1,440.92
3261EM	TEXAS	RITA	BANK ONE DBA JPMORGAN CHASE BANK	26XX-SUPPLIES & MATERIALS	1,500.00	1,500.00
			US BANK	23XX-RENT, COMM, UTILITIES	50,000.00	4,733.42
				24XX-PRINT & REPRO	20,000.00	20,000.00
				25XX-OTHER SERVICES	50,000.00	590.39
				26XX-SUPPLIES & MATERIALS	135,500.00	22,851.20
				31XX-EQUIPMENT	90,000.00	38,375.82
3261EM Total					347,000.00	88,050.83
Grand Total					137,757,728.44	87,881,431.57

NAME OF CARD	PURPOSE/USES
BANK ONE DBA JPMORGAN CHASE BANK	Fleetcard for fuel, oil, etc for government vehicles
CITIBANK	Centrally billed travel
US BANK	FEMA Purchase card

* Does not include Individually Billed Travel (IBT) Credit Cards that are issued to FEMA Travelers

Agencies Reporting Credit Card Costs and Purchases

June 14, 2006

DHS AGENCIES	DATE REPORT RECEIVED	OBLIGATIONS	EXPENDITURES
BTS			
CBP			
FLETC	10/31/2005	180,246.86	156,339.74
IAIP			
ICE	6/13/2006	958,125.29	825,375.09
NCS			
OCFO	10/25/2005	7.88	7.88
OSLGCP			
S&T	1/10/2006	100,000.00	0.00
TSA	11/1/2005	0.00	458,317.69
USCG			
USCIS	11/8/2005	0.00	0.00
USSS	11/22/2005	0.00	0.00
TOTAL		\$ 1,262,544.75	\$ 1,465,145.53

Zeros indicate the agency reported that it had no obligations and/or expenditures as of the date indicated. Blanks indicate the agency did not submit a report.

**Other Federal Agencies Reporting Credit Card
Costs And Purchases
June 14, 2006**

OTHER FEDERAL AGENCIES	DATE REPORT RECEIVED	OBLIGATIONS	EXPENDITURES
AID	6/13/2006	743.00	743.00
ARC			
CDC			
CNCS			
COE	6/13/2006	2,791,801.40	4,512,943.75
DHUD	6/2/2006	108,979.00	85,764.00
DOC			
DOD			
DOE			
DOED			
DOI	6/9/2006	9,266,527.12	1,224,526.03
DOL	5/8/2006	395,123.52	368,034.75
DOS	12/7/2005	0.00	0.00
DOT			
EEOC	1/17/2006	0.00	14,394.00
EPA	1/16/2006		999,845.66
FAA			
FCC			
FCSIC			
FMSHRC	11/1/2005	0.00	0.00
GSA	6/13/2006	323,921.01	322,669.31
HHS			
MSPB			
NARA	11/8/2005	5,024.36	481.65
NASA			
NCPC			
NCUA			

OTHER FEDERAL AGENCIES	DATE REPORT RECEIVED	OBLIGATIONS	EXPENDITURES
NGA			
NLRB	12/20/2005	0.00	13,863.60
NOAA			
NRC	1/6/2006	0.00	0.00
NSF	11/4/2005	0.00	0.00
OPM			
OSHA	6/8/2006	3,472.40	3,472.40
RRB	11/7/2005	0.00	0.00
SBA	1/4/2006	0.00	0.00
SEC			
SSA			
TREAS			
TVA	11/10/2005		0.00
USDA	5/12/2006	470,124.04	25,306,979.96
USDJ	6/12/2006	529.99	1,131,714.65
USPC			
USPHS	11/14/2005	0.00	0.00
USPS			
VA	2/1/2006	802,971.76	802,971.76
TOTAL		\$14,168,474.60	\$34,787,661.52

Only Other Federal Agencies reporting data or zeros are included in this report. Zeros indicate the agency reported that it had no obligations and/or expenditures as of the date indicated. Blanks indicate the agency did not submit a report.

FINANCIAL INFORMATION TOOL
FOR HURRICANE KATRINA, RITA, & WILMA DECLARATIONS ONLY

AS OF 06-14-2006

PROGRAM AREA	ALLOCATIONS	OBLIGATIONS	EXPENDITURES
1-HUMAN SERVICES	15,766,331,637	13,737,665,394	12,205,443,576
2-INFRASTRUCTURE	6,867,065,072	6,712,692,502	3,473,156,028
3-MITIGATION	74,741,749	59,227,916	9,543,714
4-OPERATIONS	5,897,627,294	5,897,108,199	547,621,728
5-ADMINISTRATION	7,507,371,264	6,949,976,270	3,162,610,947
Grand Total	36,113,137,017	33,356,670,281	19,398,375,993

FINANCIAL INFORMATION TOOL
FOR HURRICANE KATRINA, RITA, & WILMA DECLARATIONS ONLY

AS OF 06-14-2006

PROGRAM AREA	PROGRAM NAME	ALLOCATIONS	OBLIGATIONS	EXPENDITURES
1-HUMAN SERVICES	2503-UNEMPLOYMENT	452,397,112	437,498,945	437,498,945
	2504-CRISIS COUNSELING-NIMH	75,325,199	25,842,532	25,842,532
	2576-LEGAL SERVICES	236,675	132,267	132,267
	2592-INSPECTIONS	314,240,866	277,366,198	199,530,317
	4149-OTHER NEEDS ASSISTANCE	2,096,850,476	2,096,849,976	2,000,246,462
	414X-HOUSING ASSISTANCE	5,151,744,385	5,151,826,361	5,082,883,957
	4152-CRISIS COUNSELING-SCC	44,057,383	41,288,387	20,901,455
	4154-OTHER NEEDS ASSISTANCE	71,880,000	71,880,000	68,316,496
	MANUFACTURED HOUSING	7,559,599,541	5,634,980,729	4,370,091,145
1-HUMAN SERVICES Total		15,766,331,637	13,737,665,394	12,205,443,576
2-INFRASTRUCTURE	2594-INSPECTIONS	405,109,228	387,688,741	239,460,433
	416X-PUBLIC ASSISTANCE	6,461,955,845	6,325,003,761	3,233,695,595
2-INFRASTRUCTURE Total		6,867,065,072	6,712,692,502	3,473,156,028
3-MITIGATION	2593-INSPECTIONS	47,168,695	32,474,705	9,245,228
	4173-HAZARD MITIGATION	27,573,054	26,753,211	298,486
3-MITIGATION Total		74,741,749	59,227,916	9,543,714
4-OPERATIONS	2507-MISSIONS-TA	28,755,756	27,524,256	2,247,252
	2508-MISSIONS-DFA	5,868,871,538	5,869,583,943	545,374,476
4-OPERATIONS Total		5,897,627,294	5,897,108,199	547,621,728
5-ADMINISTRATION	11XX-SALARIES & BENEFITS	413,089,451	413,673,478	413,673,478
	21XX-TRAVEL	263,342,614	253,688,944	228,594,198
	22XX-TRANSPORTION	63,410,111	55,819,681	38,722,912
	23XX-RENT, COMM, UTILITIES	305,587,752	270,523,340	197,814,643
	24XX-PRINT & REPRO	7,182,868	5,892,177	2,230,381
	2501-MISSIONS-FOS	2,879,211,399	2,873,733,447	535,067,654
	25XX-OTHER SERVICES	2,535,856,455	2,143,375,492	1,207,052,039
	26XX-SUPPLIES & MATERIALS	692,072,526	631,562,626	339,820,071
	31XX-EQUIPMENT	230,114,700	189,994,697	162,233,307
	32XX-LAND & STRUCTURES	13,691,691	8,272,900	5,622,721
	4101-URBAN SEARCH & RESCUE	103,811,696	103,439,490	31,779,542
5-ADMINISTRATION Total		7,507,371,264	6,949,976,270	3,162,610,947
Grand Total		36,113,137,017	33,356,670,281	19,398,375,993

FINANCIAL INFORMATION TOOL
FOR HURRICANE KATRINA, RITA, & WILMA DECLARATIONS ONLY

AS OF 06-14-2006

PROG CODE	STATE NAME	EVENT NAME	DECLARED	ALLOCATIONS	OBLIGATIONS	EXPENDITURES
1602DR	FLORIDA	KATRINA	8/28/2005	192,972,238	188,346,387	119,262,560
1603DR	LOUISIANA	KATRINA	8/29/2005	18,682,075,957	17,033,915,196	10,424,840,574
1604DR	MISSISSIPPI	KATRINA	8/29/2005	9,197,734,321	8,529,645,208	4,374,655,167
1605DR	ALABAMA	KATRINA	8/29/2005	1,174,907,575	1,104,814,714	810,072,697
1606DR	TEXAS	RITA	9/24/2005	2,030,599,195	1,883,050,603	1,194,876,958
1607DR	LOUISIANA	RITA	9/24/2005	1,850,357,280	1,745,604,184	879,886,858
1609DR	FLORIDA	WILMA	10/24/2005	2,064,337,772	2,007,298,090	1,035,516,702
3212EM	LOUISIANA	KATRINA	8/27/2005	8,508,058	8,508,058	763,194
3213EM	MISSISSIPPI	KATRINA	8/28/2005	2,622,585	2,622,585	93,849
3214EM	ALABAMA	KATRINA	8/28/2005	84,454	84,454	52,976
3215EM	ARKANSAS	KATRINA	9/2/2005	54,204,405	54,128,141	47,957,426
3216EM	TEXAS	KATRINA	9/2/2005	558,213,351	531,095,918	399,556,273
3217EM	TENNESSEE	KATRINA	9/5/2005	29,088,363	27,685,333	25,891,972
3218EM	GEORGIA	KATRINA	9/5/2005	20,952,767	16,474,006	9,400,317
3219EM	OKLAHOMA	KATRINA	9/5/2005	14,427,223	11,828,535	10,263,792
3220EM	FLORIDA	KATRINA	9/5/2005	9,202,272	7,848,091	2,229,053
3221EM	WEST VIRGINIA	KATRINA	9/5/2005	744,811	711,735	409,274
3222EM	NORTH CAROLINA	KATRINA	9/5/2005	2,002,261	1,977,901	1,570,270
3223EM	UTAH	KATRINA	9/5/2005	1,414,818	1,395,227	1,379,954
3224EM	COLORADO	KATRINA	9/5/2005	14,245,710	14,138,495	13,788,342
3225EM	MICHIGAN	KATRINA	9/7/2005	2,303,594	1,976,215	974,387
3226EM	DISTRICT OF COLUMBIA	KATRINA	9/7/2005	1,903,371	1,844,926	54,053
3227EM	WASHINGTON	KATRINA	9/7/2005	3,407,816	3,332,296	311,569
3228EM	OREGON	KATRINA	9/7/2005	2,092,300	2,085,339	422,199
3229EM	NEW MEXICO	KATRINA	9/7/2005	2,246,335	912,713	196,210
3230EM	ILLINOIS	KATRINA	9/7/2005	2,668,696	1,313,951	1,237,453
3231EM	KENTUCKY	KATRINA	9/10/2005	4,309,961	4,269,366	1,237,808
3232EM	MISSOURI	KATRINA	9/10/2005	2,675,895	2,574,869	639,808
3233EM	SOUTH CAROLINA	KATRINA	9/10/2005	3,657,004	3,549,938	2,947,721
3234EM	SOUTH DAKOTA	KATRINA	9/10/2005	294,422	273,805	221,684
3235EM	PENNSYLVANIA	KATRINA	9/10/2005	2,904,425	2,875,378	2,021,109
3236EM	KANSAS	KATRINA	9/10/2005	163,387	163,255	154,120
3237EM	ALABAMA	KATRINA	9/10/2005	4,000,000	3,932,555	1,854,874
3238EM	INDIANA	KATRINA	9/10/2005	4,150,856	3,864,018	38,192
3239EM	IOWA	KATRINA	9/10/2005	237,895	228,257	216,863

PROG CODE	STATE NAME	EVENT NAME	DECLARED	ALLOCATIONS	OBLIGATIONS	EXPENDITURES
3240EM	VIRGINIA	KATRINA	9/12/2005	724,010	698,449	506,855
3241EM	ARIZONA	KATRINA	9/12/2005	7,528,118	7,493,153	4,274,441
3242EM	MINNESOTA	KATRINA	9/13/2005	15,024,450	3,850,126	981,368
3243EM	NEVADA	KATRINA	9/13/2005	1,301,319	841,197	760,813
3244EM	IDAHO	KATRINA	9/13/2005	619,837	594,243	136,792
3245EM	NEBRASKA	KATRINA	9/13/2005	211,402	211,402	64,846
3246EM	CONNECTICUT	KATRINA	9/13/2005	1,043,301	391,165	23,725
3247EM	NORTH DAKOTA	KATRINA	9/13/2005	65,732	49,602	24,259
3248EM	CALIFORNIA	KATRINA	9/13/2005	903,320	627,181	597,982
3249EM	WISCONSIN	KATRINA	9/13/2005	3,525,965	2,971,325	861,257
3250EM	OHIO	KATRINA	9/13/2005	2,543,530	2,491,579	1,423,632
3251EM	MARYLAND	KATRINA	9/13/2005	1,743,876	1,519,551	690,700
3252EM	MASSACHUSETTS	KATRINA	9/13/2005	5,593,796	5,038,184	4,669,228
3253EM	MONTANA	KATRINA	9/13/2005	442,856	432,158	148,971
3255EM	RHODE ISLAND	KATRINA	9/19/2005	1,524,708	1,030,162	81,850
3256EM	MAINE	KATRINA	9/19/2005	106,000	53,927	47,575
3257EM	NEW JERSEY	KATRINA	9/19/2005	180,643	174,445	164,888
3258EM	NEW HAMPSHIRE	KATRINA	9/19/2005	106,000	15,887	92
3259EM	FLORIDA	RITA	9/20/2005	10,390,801	10,212,657	5,053,416
3260EM	LOUISIANA	RITA	9/21/2005	275,000	275,000	
3261EM	TEXAS	RITA	9/21/2005	111,869,341	111,687,228	11,520,289
3262EM	NEW YORK	KATRINA	9/30/2005	1,550,796	1,541,189	1,268,605
3263EM	DELAWARE	KATRINA	9/30/2005	150,841	100,729	78,150
Grand Total				36,113,137,017	33,356,670,281	19,398,375,993

FINANCIAL INFORMATION TOOL
FOR HURRICANE KATRINA, RITA, & WILMA DECLARATIONS ONLY

AS OF 06-14-2006

EVENT NAME	STATE NAME	PROG CODE	DECLARED	ALLOCATIONS	OBLIGATIONS	EXPENDITURES
KATRINA	ALABAMA	1605DR	8/29/2005	1,174,907,575	1,104,814,714	810,072,697
		3214EM	8/28/2005	84,454	84,454	52,976
		3237EM	9/10/2005	4,000,000	3,932,555	1,854,874
	ARIZONA	3241EM	9/12/2005	7,528,118	7,493,153	4,274,441
	ARKANSAS	3215EM	9/2/2005	54,204,405	54,128,141	47,957,426
	CALIFORNIA	3248EM	9/13/2005	903,320	627,181	597,982
	COLORADO	3224EM	9/5/2005	14,245,710	14,138,495	13,788,342
	CONNECTICUT	3246EM	9/13/2005	1,043,301	391,165	23,725
	DELAWARE	3263EM	9/30/2005	150,841	100,729	78,150
	DISTRICT OF COLUMBIA	3226EM	9/7/2005	1,903,371	1,844,926	54,053
	FLORIDA	1602DR	8/28/2005	192,972,238	188,346,387	119,262,560
		3220EM	9/5/2005	9,202,272	7,848,091	2,229,053
	GEORGIA	3218EM	9/5/2005	20,952,767	16,474,006	9,400,317
	IDAHO	3244EM	9/13/2005	619,837	594,243	136,792
	ILLINOIS	3230EM	9/7/2005	2,668,696	1,313,951	1,237,453
	INDIANA	3238EM	9/10/2005	4,150,856	3,864,018	38,192
	IOWA	3239EM	9/10/2005	237,895	228,257	216,863
	KANSAS	3236EM	9/10/2005	163,387	163,255	154,120
	KENTUCKY	3231EM	9/10/2005	4,309,961	4,269,366	1,237,808
	LOUISIANA	1603DR	8/29/2005	18,682,075,957	17,033,915,196	10,424,840,574
		3212EM	8/27/2005	8,508,058	8,508,058	763,194
	MAINE	3256EM	9/19/2005	106,000	53,927	47,575
	MARYLAND	3251EM	9/13/2005	1,743,876	1,519,551	690,700
	MASSACHUSETTS	3252EM	9/13/2005	5,593,796	5,038,184	4,669,228
	MICHIGAN	3225EM	9/7/2005	2,303,594	1,976,215	974,387
	MINNESOTA	3242EM	9/13/2005	15,024,450	3,850,126	981,368
	MISSISSIPPI	1604DR	8/29/2005	9,197,734,321	8,529,645,208	4,374,655,167
		3213EM	8/28/2005	2,622,585	2,622,585	93,849
	MISSOURI	3232EM	9/10/2005	2,675,895	2,574,869	639,808
	MONTANA	3253EM	9/13/2005	442,856	432,158	148,971
	NEBRASKA	3245EM	9/13/2005	211,402	211,402	64,846
	NEVADA	3243EM	9/13/2005	1,301,319	841,197	760,813
	NEW HAMPSHIRE	3258EM	9/19/2005	106,000	15,887	92
	NEW JERSEY	3257EM	9/19/2005	180,643	174,445	164,888
	NEW MEXICO	3229EM	9/7/2005	2,246,335	912,713	196,210
	NEW YORK	3262EM	9/30/2005	1,550,796	1,541,189	1,268,605
	NORTH CAROLINA	3222EM	9/5/2005	2,002,261	1,977,901	1,570,270
	NORTH DAKOTA	3247EM	9/13/2005	65,732	49,602	24,259
	OHIO	3250EM	9/13/2005	2,543,530	2,491,579	1,423,632
	OKLAHOMA	3219EM	9/5/2005	14,427,223	11,828,535	10,263,792
	OREGON	3228EM	9/7/2005	2,092,300	2,085,339	422,199
	PENNSYLVANIA	3235EM	9/10/2005	2,904,425	2,875,378	2,021,109

EVENT NAME	STATE NAME	PROG CODE	DECLARED	ALLOCATIONS	OBLIGATIONS	EXPENDITURES
	RHODE ISLAND	3255EM	9/19/2005	1,524,708	1,030,162	81,850
	SOUTH CAROLINA	3233EM	9/10/2005	3,657,004	3,549,938	2,947,721
	SOUTH DAKOTA	3234EM	9/10/2005	294,422	273,805	221,684
	TENNESSEE	3217EM	9/5/2005	29,088,363	27,685,333	25,891,972
	TEXAS	3216EM	9/2/2005	558,213,351	531,095,918	399,556,273
	UTAH	3223EM	9/5/2005	1,414,818	1,395,227	1,379,954
	VIRGINIA	3240EM	9/12/2005	724,010	698,449	506,855
	WASHINGTON	3227EM	9/7/2005	3,407,816	3,332,296	311,569
	WEST VIRGINIA	3221EM	9/5/2005	744,811	711,735	409,274
	WISCONSIN	3249EM	9/13/2005	3,525,965	2,971,325	861,257
KATRINA Total				30,045,307,628	27,598,542,518	16,271,521,770
RITA	FLORIDA	3259EM	9/20/2005	10,390,801	10,212,657	5,053,416
	LOUISIANA	1607DR	9/24/2005	1,850,357,280	1,745,604,184	879,886,858
		3260EM	9/21/2005	275,000	275,000	
	TEXAS	1606DR	9/24/2005	2,030,599,195	1,883,050,603	1,194,876,958
		3261EM	9/21/2005	111,869,341	111,687,228	11,520,289
RITA Total				4,003,491,617	3,750,829,673	2,091,337,520
WILMA	FLORIDA	1609DR	10/24/2005	2,064,337,772	2,007,298,090	1,035,516,702
WILMA Total				2,064,337,772	2,007,298,090	1,035,516,702
Grand Total				36,113,137,017	33,356,670,281	19,398,375,993

FINANCIAL INFORMATION TOOL
FOR HURRICANE KATRINA, RITA, & WILMA DECLARATIONS ONLY

AS OF 06-14-2006

STATE NAME	EVENT NAME	PROG CODE	DECLARED	ALLOCATIONS	OBLIGATIONS	EXPENDITURES
ALABAMA	KATRINA	1605DR	8/29/2005	1,174,907,575	1,104,814,714	810,072,697
		3214EM	8/28/2005	84,454	84,454	52,976
		3237EM	9/10/2005	4,000,000	3,932,555	1,854,874
ALABAMA Total				1,178,992,029	1,108,831,722	811,980,547
ARIZONA	KATRINA	3241EM	9/12/2005	7,528,118	7,493,153	4,274,441
ARIZONA Total				7,528,118	7,493,153	4,274,441
ARKANSAS	KATRINA	3215EM	9/2/2005	54,204,405	54,128,141	47,957,426
ARKANSAS Total				54,204,405	54,128,141	47,957,426
CALIFORNIA	KATRINA	3248EM	9/13/2005	903,320	627,181	597,982
CALIFORNIA Total				903,320	627,181	597,982
COLORADO	KATRINA	3224EM	9/5/2005	14,245,710	14,138,495	13,788,342
COLORADO Total				14,245,710	14,138,495	13,788,342
CONNECTICUT	KATRINA	3246EM	9/13/2005	1,043,301	391,165	23,725
CONNECTICUT Total				1,043,301	391,165	23,725
DELAWARE	KATRINA	3263EM	9/30/2005	150,841	100,729	78,150
DELAWARE Total				150,841	100,729	78,150
DISTRICT OF COLUMBIA	KATRINA	3226EM	9/7/2005	1,903,371	1,844,926	54,053
DISTRICT OF COLUMBIA Total				1,903,371	1,844,926	54,053
FLORIDA	KATRINA	1602DR	8/28/2005	192,972,238	188,346,387	119,262,560
		3220EM	9/5/2005	9,202,272	7,848,091	2,229,053
	RITA	3259EM	9/20/2005	10,390,801	10,212,657	5,053,416
	WILMA	1609DR	10/24/2005	2,064,337,772	2,007,298,090	1,035,516,702
FLORIDA Total				2,276,903,082	2,213,705,225	1,162,061,731
GEORGIA	KATRINA	3218EM	9/5/2005	20,952,767	16,474,006	9,400,317
GEORGIA Total				20,952,767	16,474,006	9,400,317
IDAHO	KATRINA	3244EM	9/13/2005	619,837	594,243	136,792
IDAHO Total				619,837	594,243	136,792
ILLINOIS	KATRINA	3230EM	9/7/2005	2,668,696	1,313,951	1,237,453
ILLINOIS Total				2,668,696	1,313,951	1,237,453
INDIANA	KATRINA	3238EM	9/10/2005	4,150,856	3,864,018	38,192
INDIANA Total				4,150,856	3,864,018	38,192
IOWA	KATRINA	3239EM	9/10/2005	237,895	228,257	216,863
IOWA Total				237,895	228,257	216,863
KANSAS	KATRINA	3236EM	9/10/2005	163,387	163,255	154,120
KANSAS Total				163,387	163,255	154,120
KENTUCKY	KATRINA	3231EM	9/10/2005	4,309,961	4,269,366	1,237,808
KENTUCKY Total				4,309,961	4,269,366	1,237,808
LOUISIANA	KATRINA	1603DR	8/29/2005	18,682,075,957	17,033,915,196	10,424,840,574
		3212EM	8/27/2005	8,508,058	8,508,058	763,194
	RITA	1607DR	9/24/2005	1,850,357,280	1,745,604,184	879,886,858
	3260EM	9/21/2005	275,000	275,000		

STATE NAME	EVENT NAME	PROG CODE	DECLARED	ALLOCATIONS	OBLIGATIONS	EXPENDITURES
LOUISIANA Total				20,541,216,296	18,788,302,439	11,305,490,626
MAINE	KATRINA	3256EM	9/19/2005	106,000	53,927	47,575
MAINE Total				106,000	53,927	47,575
MARYLAND	KATRINA	3251EM	9/13/2005	1,743,876	1,519,551	690,700
MARYLAND Total				1,743,876	1,519,551	690,700
MASSACHUSETTS	KATRINA	3252EM	9/13/2005	5,593,796	5,038,184	4,669,228
MASSACHUSETTS Total				5,593,796	5,038,184	4,669,228
MICHIGAN	KATRINA	3225EM	9/7/2005	2,303,594	1,976,215	974,387
MICHIGAN Total				2,303,594	1,976,215	974,387
MINNESOTA	KATRINA	3242EM	9/13/2005	15,024,450	3,850,126	981,368
MINNESOTA Total				15,024,450	3,850,126	981,368
MISSISSIPPI	KATRINA	1604DR	8/29/2005	9,197,734,321	8,529,645,208	4,374,655,167
		3213EM	8/28/2005	2,622,585	2,622,585	93,849
MISSISSIPPI Total				9,200,356,906	8,532,267,793	4,374,749,016
MISSOURI	KATRINA	3232EM	9/10/2005	2,675,895	2,574,869	639,808
MISSOURI Total				2,675,895	2,574,869	639,808
MONTANA	KATRINA	3253EM	9/13/2005	442,856	432,158	148,971
MONTANA Total				442,856	432,158	148,971
NEBRASKA	KATRINA	3245EM	9/13/2005	211,402	211,402	64,846
NEBRASKA Total				211,402	211,402	64,846
NEVADA	KATRINA	3243EM	9/13/2005	1,301,319	841,197	760,813
NEVADA Total				1,301,319	841,197	760,813
NEW HAMPSHIRE	KATRINA	3258EM	9/19/2005	106,000	15,887	92
NEW HAMPSHIRE Total				106,000	15,887	92
NEW JERSEY	KATRINA	3257EM	9/19/2005	180,643	174,445	164,888
NEW JERSEY Total				180,643	174,445	164,888
NEW MEXICO	KATRINA	3229EM	9/7/2005	2,246,335	912,713	196,210
NEW MEXICO Total				2,246,335	912,713	196,210
NEW YORK	KATRINA	3262EM	9/30/2005	1,550,796	1,541,189	1,268,605
NEW YORK Total				1,550,796	1,541,189	1,268,605
NORTH CAROLINA	KATRINA	3222EM	9/5/2005	2,002,261	1,977,901	1,570,270
NORTH CAROLINA Total				2,002,261	1,977,901	1,570,270
NORTH DAKOTA	KATRINA	3247EM	9/13/2005	65,732	49,602	24,259
NORTH DAKOTA Total				65,732	49,602	24,259
OHIO	KATRINA	3250EM	9/13/2005	2,543,530	2,491,579	1,423,632
OHIO Total				2,543,530	2,491,579	1,423,632
OKLAHOMA	KATRINA	3219EM	9/5/2005	14,427,223	11,828,535	10,263,792
OKLAHOMA Total				14,427,223	11,828,535	10,263,792
OREGON	KATRINA	3228EM	9/7/2005	2,092,300	2,085,339	422,199
OREGON Total				2,092,300	2,085,339	422,199
PENNSYLVANIA	KATRINA	3235EM	9/10/2005	2,904,425	2,875,378	2,021,109
PENNSYLVANIA Total				2,904,425	2,875,378	2,021,109
RHODE ISLAND	KATRINA	3255EM	9/19/2005	1,524,708	1,030,162	81,850
RHODE ISLAND Total				1,524,708	1,030,162	81,850
SOUTH CAROLINA	KATRINA	3233EM	9/10/2005	3,657,004	3,549,938	2,947,721
SOUTH CAROLINA Total				3,657,004	3,549,938	2,947,721
SOUTH DAKOTA	KATRINA	3234EM	9/10/2005	294,422	273,805	221,684

STATE NAME	EVENT NAME	PROG CODE	DECLARED	ALLOCATIONS	OBLIGATIONS	EXPENDITURES
SOUTH DAKOTA Total				294,422	273,805	221,684
TENNESSEE	KATRINA	3217EM	9/5/2005	29,088,363	27,685,333	25,891,972
TENNESSEE Total				29,088,363	27,685,333	25,891,972
TEXAS	KATRINA	3216EM	9/2/2005	558,213,351	531,095,918	399,556,273
	RITA	1606DR	9/24/2005	2,030,599,195	1,883,050,603	1,194,876,958
		3261EM	9/21/2005	111,869,341	111,687,228	11,520,289
TEXAS Total				2,700,681,887	2,525,833,749	1,605,953,520
UTAH	KATRINA	3223EM	9/5/2005	1,414,818	1,395,227	1,379,954
UTAH Total				1,414,818	1,395,227	1,379,954
VIRGINIA	KATRINA	3240EM	9/12/2005	724,010	698,449	506,855
VIRGINIA Total				724,010	698,449	506,855
WASHINGTON	KATRINA	3227EM	9/7/2005	3,407,816	3,332,296	311,569
WASHINGTON Total				3,407,816	3,332,296	311,569
WEST VIRGINIA	KATRINA	3221EM	9/5/2005	744,811	711,735	409,274
WEST VIRGINIA Total				744,811	711,735	409,274
WISCONSIN	KATRINA	3249EM	9/13/2005	3,525,965	2,971,325	861,257
WISCONSIN Total				3,525,965	2,971,325	861,257
Grand Total				36,113,137,017	33,356,670,281	19,398,375,993

FINANCIAL INFORMATION TOOL
FOR HURRICANE KATRINA, RITA, & WILMA DECLARATIONS ONLY

AS OF 06-14-2006

PROG CODE	STATE NAME	EVENT NAME	DECLARED	PROGRAM AREA	ALLOCATIONS	OBLIGATIONS	EXPENDITURES
1602DR	FLORIDA	KATRINA	8/28/2005	2-INFRASTRUCTURE	160,558,474	160,742,140	107,194,135
				4-OPERATIONS	10,000	10,000	
				5-ADMINISTRATION	32,403,764	27,594,247	12,068,425
1602DR Total					192,972,238	188,346,387	119,262,560
1603DR	LOUISIANA	KATRINA	8/29/2005	1-HUMAN SERVICES	9,764,384,125	8,474,943,764	7,532,313,069
				2-INFRASTRUCTURE	2,882,931,247	2,818,346,210	1,226,371,113
				3-MITIGATION	13,702,216	9,307,976	3,519,188
				4-OPERATIONS	2,963,185,001	2,971,791,306	254,577,657
				5-ADMINISTRATION	3,057,873,369	2,759,525,939	1,408,059,548
1603DR Total					18,682,075,957	17,033,915,196	10,424,840,574
1604DR	MISSISSIPPI	KATRINA	8/29/2005	1-HUMAN SERVICES	3,391,619,438	2,827,292,323	2,448,101,943
				2-INFRASTRUCTURE	1,400,422,117	1,384,691,070	639,152,180
				3-MITIGATION	21,232,743	17,789,046	2,229,654
				4-OPERATIONS	1,711,212,910	1,710,269,909	168,397,338
				5-ADMINISTRATION	2,673,247,114	2,589,602,859	1,116,774,052
1604DR Total					9,197,734,321	8,529,645,208	4,374,655,167
1605DR	ALABAMA	KATRINA	8/29/2005	1-HUMAN SERVICES	678,848,562	623,458,957	573,488,125
				2-INFRASTRUCTURE	100,426,362	98,551,084	71,915,796
				3-MITIGATION	10,479,386	10,144,386	779,493
				4-OPERATIONS	181,500,000	181,500,000	51,889,953
				5-ADMINISTRATION	203,653,265	191,160,287	111,999,330
1605DR Total					1,174,907,575	1,104,814,714	810,072,697
1606DR	TEXAS	RITA	9/24/2005	1-HUMAN SERVICES	839,249,938	779,351,834	710,040,159
				2-INFRASTRUCTURE	310,380,900	308,978,618	224,724,039
				3-MITIGATION	23,048,877	16,553,224	639,419
				4-OPERATIONS	238,200,000	235,517,600	13,848,041
				5-ADMINISTRATION	619,719,480	542,649,327	245,625,300
1606DR Total					2,030,599,195	1,883,050,603	1,194,876,958
1607DR	LOUISIANA	RITA	9/24/2005	1-HUMAN SERVICES	600,472,094	551,975,464	538,462,905
				2-INFRASTRUCTURE	299,564,097	293,663,641	122,843,754
				3-MITIGATION	5,278,527	4,533,487	2,035,233
				4-OPERATIONS	520,636,000	515,136,000	56,334,918
				5-ADMINISTRATION	424,406,563	380,295,592	160,210,847
1607DR Total					1,850,357,280	1,745,604,184	879,886,858
1609DR	FLORIDA	WILMA	10/24/2005	1-HUMAN SERVICES	491,757,481	480,643,051	403,037,376
				2-INFRASTRUCTURE	987,176,700	974,255,357	547,792,898
				3-MITIGATION	1,000,000	899,797	340,728
				4-OPERATIONS	234,028,384	234,028,384	1,237,036
				5-ADMINISTRATION	350,375,207	317,471,501	83,108,665
1609DR Total					2,064,337,772	2,007,298,090	1,035,516,702
3212EM	LOUISIANA	KATRINA	8/27/2005	2-INFRASTRUCTURE			
				4-OPERATIONS	1,500,000	1,500,000	2,096
				5-ADMINISTRATION	7,008,058	7,008,058	761,098
3212EM Total					8,508,058	8,508,058	763,194
3213EM	MISSISSIPPI	KATRINA	8/28/2005	2-INFRASTRUCTURE			
				4-OPERATIONS			
				5-ADMINISTRATION	2,622,585	2,622,585	93,849
3213EM Total					2,622,585	2,622,585	93,849

PROG CODE	STATE NAME	EVENT NAME	DECLARED	PROGRAM AREA	ALLOCATIONS	OBLIGATIONS	EXPENDITURES
3214EM	ALABAMA	KATRINA	8/28/2005	2-INFRASTRUCTURE 4-OPERATIONS 5-ADMINISTRATION			
					84,454	84,454	52,976
3214EM Total					84,454	84,454	52,976
3215EM	ARKANSAS	KATRINA	9/2/2005	2-INFRASTRUCTURE 4-OPERATIONS 5-ADMINISTRATION	46,325,491	46,325,886	44,428,305
					3,500,000	3,500,000	
					4,378,914	4,302,255	3,529,120
3215EM Total					54,204,405	54,128,141	47,957,426
3216EM	TEXAS	KATRINA	9/2/2005	2-INFRASTRUCTURE 4-OPERATIONS 5-ADMINISTRATION	499,450,699	475,204,896	389,030,384
					37,740,000	37,740,000	1,334,689
					21,022,652	18,151,022	9,191,201
3216EM Total					558,213,351	531,095,918	399,556,273
3217EM	TENNESSEE	KATRINA	9/5/2005	2-INFRASTRUCTURE 4-OPERATIONS 5-ADMINISTRATION	29,000,000	27,596,970	25,810,609
					5,000	5,000	
					83,363	83,363	81,363
3217EM Total					29,088,363	27,685,333	25,891,972
3218EM	GEORGIA	KATRINA	9/5/2005	2-INFRASTRUCTURE 5-ADMINISTRATION	20,900,000	16,421,239	9,399,550
					52,767	52,767	767
3218EM Total					20,952,767	16,474,006	9,400,317
3219EM	OKLAHOMA	KATRINA	9/5/2005	2-INFRASTRUCTURE 5-ADMINISTRATION	14,250,313	11,666,597	10,114,458
					176,910	161,938	149,334
3219EM Total					14,427,223	11,828,535	10,263,792
3220EM	FLORIDA	KATRINA	9/5/2005	2-INFRASTRUCTURE 5-ADMINISTRATION	9,200,000	7,845,819	2,226,781
					2,272	2,272	
3220EM Total					9,202,272	7,848,091	2,229,053
3221EM	WEST VIRGINIA	KATRINA	9/5/2005	2-INFRASTRUCTURE 5-ADMINISTRATION	621,000	608,244	305,784
					123,811	103,490	103,490
3221EM Total					744,811	711,735	409,274
3222EM	NORTH CAROLINA	KATRINA	9/5/2005	2-INFRASTRUCTURE 5-ADMINISTRATION	2,000,000	1,975,640	1,570,009
					2,261	2,261	261
3222EM Total					2,002,261	1,977,901	1,570,270
3223EM	UTAH	KATRINA	9/5/2005	2-INFRASTRUCTURE 4-OPERATIONS 5-ADMINISTRATION	1,333,020	1,333,020	1,333,020
					81,798	62,207	46,935
3223EM Total					1,414,818	1,395,227	1,379,954
3224EM	COLORADO	KATRINA	9/5/2005	2-INFRASTRUCTURE 4-OPERATIONS 5-ADMINISTRATION	13,597,030	13,597,030	13,263,686
					648,680	541,465	524,656
3224EM Total					14,245,710	14,138,495	13,788,342
3225EM	MICHIGAN	KATRINA	9/7/2005	2-INFRASTRUCTURE 5-ADMINISTRATION	1,700,000	1,581,830	659,900
					603,594	394,385	314,487
3225EM Total					2,303,594	1,976,215	974,387
3226EM	DISTRICT OF COLUMBIA	KATRINA	9/7/2005	2-INFRASTRUCTURE 5-ADMINISTRATION	1,802,568	1,790,874	
					100,803	54,053	54,053
3226EM Total					1,903,371	1,844,926	54,053
3227EM	WASHINGTON	KATRINA	9/7/2005	2-INFRASTRUCTURE 5-ADMINISTRATION	2,990,770	2,990,769	
					417,046	341,527	311,569
3227EM Total					3,407,816	3,332,296	311,569
3228EM	OREGON	KATRINA	9/7/2005	2-INFRASTRUCTURE 5-ADMINISTRATION	2,047,247	2,047,243	390,683
					45,053	38,096	31,516
3228EM Total					2,092,300	2,085,339	422,199
3229EM	NEW MEXICO	KATRINA	9/7/2005	2-INFRASTRUCTURE 5-ADMINISTRATION	2,139,828	842,581	129,849
					106,507	70,132	66,361
3229EM Total					2,246,335	912,713	196,210

PROG CODE	STATE NAME	EVENT NAME	DECLARED	PROGRAM AREA	ALLOCATIONS	OBLIGATIONS	EXPENDITURES
3230EM	ILLINOIS	KATRINA	9/7/2005	2-INFRASTRUCTURE	2,418,578	1,104,288	1,070,907
				5-ADMINISTRATION	250,118	209,663	166,546
3230EM Total					2,668,696	1,313,951	1,237,453
3231EM	KENTUCKY	KATRINA	9/10/2005	2-INFRASTRUCTURE	4,300,000	4,259,405	1,229,847
				5-ADMINISTRATION	9,961	9,961	7,961
3231EM Total					4,309,961	4,269,366	1,237,808
3232EM	MISSOURI	KATRINA	9/10/2005	2-INFRASTRUCTURE	2,005,000	1,958,975	33,600
				5-ADMINISTRATION	670,895	615,894	606,208
3232EM Total					2,675,895	2,574,869	639,808
3233EM	SOUTH CAROLINA	KATRINA	9/10/2005	2-INFRASTRUCTURE	3,614,915	3,507,849	2,907,631
				5-ADMINISTRATION	42,089	42,089	40,089
3233EM Total					3,657,004	3,549,938	2,947,721
3234EM	SOUTH DAKOTA	KATRINA	9/10/2005	2-INFRASTRUCTURE	261,722	261,676	211,332
				5-ADMINISTRATION	32,700	12,130	10,352
3234EM Total					294,422	273,805	221,684
3235EM	PENNSYLVANIA	KATRINA	9/10/2005	2-INFRASTRUCTURE	2,639,000	2,626,484	1,780,214
				5-ADMINISTRATION	265,425	248,895	240,895
3235EM Total					2,904,425	2,875,378	2,021,109
3236EM	KANSAS	KATRINA	9/10/2005	2-INFRASTRUCTURE	163,200	163,069	153,933
				5-ADMINISTRATION	187	187	187
3236EM Total					163,387	163,255	154,120
3237EM	ALABAMA	KATRINA	9/10/2005	2-INFRASTRUCTURE	3,000,000	2,932,555	1,854,874
				4-OPERATIONS	1,000,000	1,000,000	
				5-ADMINISTRATION			
3237EM Total					4,000,000	3,932,555	1,854,874
3238EM	INDIANA	KATRINA	9/10/2005	2-INFRASTRUCTURE	4,127,992	3,861,626	36,250
				5-ADMINISTRATION	22,864	2,392	1,942
3238EM Total					4,150,856	3,864,018	38,192
3239EM	IOWA	KATRINA	9/10/2005	2-INFRASTRUCTURE	222,618	222,618	211,224
				5-ADMINISTRATION	15,278	5,639	5,639
3239EM Total					237,895	228,257	216,863
3240EM	VIRGINIA	KATRINA	9/12/2005	2-INFRASTRUCTURE	593,100	592,846	401,253
				5-ADMINISTRATION	130,910	105,603	105,603
3240EM Total					724,010	698,449	506,855
3241EM	ARIZONA	KATRINA	9/12/2005	2-INFRASTRUCTURE	5,280,730	5,266,403	4,057,305
				5-ADMINISTRATION	2,247,388	2,226,750	217,136
3241EM Total					7,528,118	7,493,153	4,274,441
3242EM	MINNESOTA	KATRINA	9/13/2005	2-INFRASTRUCTURE	15,000,000	3,850,126	981,368
				5-ADMINISTRATION	24,450		
3242EM Total					15,024,450	3,850,126	981,368
3243EM	NEVADA	KATRINA	9/13/2005	2-INFRASTRUCTURE	1,000,000	568,297	495,059
				5-ADMINISTRATION	301,319	272,900	265,754
3243EM Total					1,301,319	841,197	760,813
3244EM	IDAHO	KATRINA	9/13/2005	2-INFRASTRUCTURE	584,137	584,134	126,932
				5-ADMINISTRATION	35,700	10,108	9,860
3244EM Total					619,837	594,243	136,792
3245EM	NEBRASKA	KATRINA	9/13/2005	2-INFRASTRUCTURE	210,100	210,100	63,544
				5-ADMINISTRATION	1,302	1,302	1,302
3245EM Total					211,402	211,402	64,846
3246EM	CONNECTICUT	KATRINA	9/13/2005	2-INFRASTRUCTURE	1,000,000	353,722	
				5-ADMINISTRATION	43,301	37,443	23,725
3246EM Total					1,043,301	391,165	23,725
3247EM	NORTH DAKOTA	KATRINA	9/13/2005	2-INFRASTRUCTURE	23,747	23,747	
				5-ADMINISTRATION	41,985	25,855	24,259

PROG CODE	STATE NAME	EVENT NAME	DECLARED	PROGRAM AREA	ALLOCATIONS	OBLIGATIONS	EXPENDITURES
3247EM Total					65,732	49,602	24,259
3248EM	CALIFORNIA	KATRINA	9/13/2005	2-INFRASTRUCTURE	200,000		
				5-ADMINISTRATION	703,320	627,181	597,982
3248EM Total					903,320	627,181	597,982
3249EM	WISCONSIN	KATRINA	9/13/2005	2-INFRASTRUCTURE	3,501,228	2,970,100	860,032
				5-ADMINISTRATION	24,737	1,225	1,225
3249EM Total					3,525,965	2,971,325	861,257
3250EM	OHIO	KATRINA	9/13/2005	2-INFRASTRUCTURE	2,518,180	2,491,579	1,423,632
				5-ADMINISTRATION	25,350		
3250EM Total					2,543,530	2,491,579	1,423,632
3251EM	MARYLAND	KATRINA	9/13/2005	2-INFRASTRUCTURE	1,637,550	1,436,705	607,854
				5-ADMINISTRATION	106,326	82,847	82,847
3251EM Total					1,743,876	1,519,551	690,700
3252EM	MASSACHUSETTS	KATRINA	9/13/2005	2-INFRASTRUCTURE	5,250,000	4,692,706	4,332,716
				5-ADMINISTRATION	343,796	345,478	336,513
3252EM Total					5,593,796	5,038,184	4,669,228
3253EM	MONTANA	KATRINA	9/13/2005	2-INFRASTRUCTURE	400,000	397,372	117,739
				5-ADMINISTRATION	42,856	34,786	31,231
3253EM Total					442,856	432,158	148,971
3255EM	RHODE ISLAND	KATRINA	9/19/2005	2-INFRASTRUCTURE	1,500,000	1,008,050	65,614
				5-ADMINISTRATION	24,708	22,112	16,236
3255EM Total					1,524,708	1,030,162	81,850
3256EM	MAINE	KATRINA	9/19/2005	2-INFRASTRUCTURE	100,000	47,927	47,575
				5-ADMINISTRATION	6,000	6,000	
3256EM Total					106,000	53,927	47,575
3257EM	NEW JERSEY	KATRINA	9/19/2005	2-INFRASTRUCTURE	120,026	120,026	116,692
				5-ADMINISTRATION	60,617	54,420	48,196
3257EM Total					180,643	174,445	164,888
3258EM	NEW HAMPSHIRE	KATRINA	9/19/2005	2-INFRASTRUCTURE	100,000	9,887	
				5-ADMINISTRATION	6,000	6,000	92
3258EM Total					106,000	15,887	92
3259EM	FLORIDA	RITA	9/20/2005	2-INFRASTRUCTURE	9,100,000	8,921,857	4,984,156
				4-OPERATIONS	10,000	10,000	
				5-ADMINISTRATION	1,280,801	1,280,801	69,260
3259EM Total					10,390,801	10,212,657	5,053,416
3260EM	LOUISIANA	RITA	9/21/2005	2-INFRASTRUCTURE			
				4-OPERATIONS	100,000	100,000	
				5-ADMINISTRATION	175,000	175,000	
3260EM Total					275,000	275,000	
3261EM	TEXAS	RITA	9/21/2005	2-INFRASTRUCTURE	6,015,000	5,832,888	5,258,081
				4-OPERATIONS	5,000,000	5,000,000	
				5-ADMINISTRATION	100,854,341	100,854,341	6,262,208
3261EM Total					111,869,341	111,687,228	11,520,289
3262EM	NEW YORK	KATRINA	9/30/2005	2-INFRASTRUCTURE	1,258,446	1,258,446	992,025
				5-ADMINISTRATION	292,350	282,743	276,580
3262EM Total					1,550,796	1,541,189	1,268,605
3263EM	DELAWARE	KATRINA	9/30/2005	2-INFRASTRUCTURE	101,941	100,286	77,707
				5-ADMINISTRATION	48,900	443	443
3263EM Total					150,841	100,729	78,150
Grand Total					36,113,137,017	33,356,670,281	19,398,375,993

**FINANCIAL INFORMATION TOOL
FOR HURRICANE KATRINA, RITA, & WILMA DECLARATIONS ONLY
AS OF 06-14-2006**

PROG CODE	STATE NAME	EVENT NAME	DECLARED	PROGRAM AREA	PROGRAM NAME	ALLOCATIONS	OBLIGATIONS	EXPENDITURES					
1602DR	FLORIDA	KATRINA	8/28/2005	2-INFRASTRUCTURE	2594-INSPECTIONS	7,922,400	8,184,400	7,266,773					
					416X-PUBLIC ASSISTANCE	152,636,074	152,557,740	99,927,362					
				2-INFRASTRUCTURE Total						160,558,474	160,742,140	107,194,135	
				4-OPERATIONS	2507-MISSIONS-TA	10,000	10,000						
					2508-MISSIONS-DFA								
				4-OPERATIONS Total						10,000	10,000		
				5-ADMINISTRATION	11XX-SALARIES & BENEFITS	2,533,231	2,325,593	2,325,593					
					21XX-TRAVEL	2,086,994	2,077,069	1,756,574					
					22XX-TRANSPORTION	586,000	525,020	37,899					
					23XX-RENT, COMM, UTILITIES	1,677,662	1,381,875	1,341,431					
					24XX-PRINT & REPRO	20,000	10,500						
					2501-MISSIONS-FOS	19,187,425	15,195,925	6,414,246					
					25XX-OTHER SERVICES	5,924,696	5,744,696	123,000					
					26XX-SUPPLIES & MATERIALS	236,256	239,000	37,991					
					31XX-EQUIPMENT	151,500	94,570	31,692					
					5-ADMINISTRATION Total						32,403,764	27,594,247	12,068,425
				1602DR Total						192,972,238	188,346,387	119,262,560	
1603DR	LOUISIANA	KATRINA	8/29/2005	1-HUMAN SERVICES	2503-UNEMPLOYMENT	321,511,035	320,361,035	320,361,035					
					2504-CRISIS COUNSELING-NIMH	15,753,102	4,042,584	4,042,584					
					2576-LEGAL SERVICES	181,900	78,000	78,000					
					2592-INSPECTIONS	105,950,844	96,533,123	67,543,511					
					4149-OTHER NEEDS ASSISTANCE	1,424,583,990	1,424,583,990	1,384,293,477					
					414X-HOUSING ASSISTANCE	3,148,820,833	3,148,923,757	3,117,462,949					
					4152-CRISIS COUNSELING-SCC	25,179,686	24,780,349	11,180,981					
					MANUFACTURED HOUSING	4,722,402,734	3,455,640,926	2,627,350,531					
					1-HUMAN SERVICES Total						9,764,384,125	8,474,943,764	7,532,313,069
					2-INFRASTRUCTURE	2594-INSPECTIONS	238,183,900	232,022,825	138,198,083				
				416X-PUBLIC ASSISTANCE		2,644,747,347	2,586,323,386	1,088,173,030					
				2-INFRASTRUCTURE Total						2,882,931,247	2,818,346,210	1,226,371,113	
				3-MITIGATION	2593-INSPECTIONS	11,233,976	6,839,736	3,499,858					
					4173-HAZARD MITIGATION	2,468,240	2,468,240	19,330					
				3-MITIGATION Total						13,702,216	9,307,976	3,519,188	
				4-OPERATIONS	2507-MISSIONS-TA	10,277,500	9,989,000	253,090					
					2508-MISSIONS-DFA	2,952,907,501	2,961,802,306	254,324,567					
				4-OPERATIONS Total						2,963,185,001	2,971,791,306	254,577,657	
				5-ADMINISTRATION	11XX-SALARIES & BENEFITS	166,893,665	170,420,621	170,420,621					
					21XX-TRAVEL	114,044,410	108,118,225	100,501,747					
					22XX-TRANSPORTION	13,364,320	13,111,908	8,767,294					
					23XX-RENT, COMM, UTILITIES	205,445,600	182,878,325	141,409,792					
					24XX-PRINT & REPRO	2,734,004	2,273,284	477,023					
					2501-MISSIONS-FOS	743,144,987	742,958,278	91,449,191					
					25XX-OTHER SERVICES	1,275,855,624	1,056,379,925	560,309,464					
					26XX-SUPPLIES & MATERIALS	348,635,580	323,926,218	227,353,126					
					31XX-EQUIPMENT	127,695,118	102,642,033	85,929,168					
32XX-LAND & STRUCTURES	9,464,620	6,221,684	4,234,358										
4101-URBAN SEARCH & RESCUE	50,595,440	50,595,439	17,207,763										
5-ADMINISTRATION Total						3,057,873,369	2,759,525,939	1,408,059,548					
1603DR Total						18,682,075,957	17,033,915,196	10,424,840,574					
1604DR	MISSISSIPPI	KATRINA	8/29/2005	1-HUMAN SERVICES	2503-UNEMPLOYMENT	100,000,056	88,450,000	88,450,000					
					2504-CRISIS COUNSELING-NIMH	50,342,191	15,802,292	15,802,292					
					2576-LEGAL SERVICES	44,000	43,492	43,492					
					2592-INSPECTIONS	67,006,340	53,369,207	39,614,820					
					4149-OTHER NEEDS ASSISTANCE	354,795,591	354,795,591	342,700,295					
					414X-HOUSING ASSISTANCE	833,792,957	833,792,907	823,020,025					
					4152-CRISIS COUNSELING-SCC	11,556,760	11,556,760	6,880,921					
					MANUFACTURED HOUSING	1,974,081,542	1,469,482,074	1,131,590,099					
					1-HUMAN SERVICES Total						3,391,619,438	2,827,292,323	2,448,101,943
					2-INFRASTRUCTURE	2594-INSPECTIONS	85,223,000	84,157,751	52,998,558				
				416X-PUBLIC ASSISTANCE		1,315,199,117	1,300,533,320	586,153,623					
				2-INFRASTRUCTURE Total						1,400,422,117	1,384,691,070	639,152,180	
				3-MITIGATION	2593-INSPECTIONS	15,824,761	12,381,064	1,971,148					

PROG CODE	STATE NAME	EVENT NAME	DECLARED	PROGRAM AREA	PROGRAM NAME	ALLOCATIONS	OBLIGATIONS	EXPENDITURES
					4173-HAZARD MITIGATION	5,407,982	5,407,982	258,506
				3-MITIGATION Total		21,232,743	17,789,046	2,229,654
				4-OPERATIONS	2507-MISSIONS-TA	14,013,256	13,070,256	1,667,931
					2508-MISSIONS-DFA	1,697,199,654	1,697,199,653	166,729,407
				4-OPERATIONS Total		1,711,212,910	1,710,269,909	168,397,338
				5-ADMINISTRATION	11XX-SALARIES & BENEFITS	129,071,641	131,193,911	131,193,911
					21XX-TRAVEL	74,527,999	72,676,509	59,688,781
					22XX-TRANSPORTION	29,400,851	26,844,175	26,093,994
					23XX-RENT, COMM, UTILITIES	58,205,495	50,558,802	29,886,807
					24XX-PRINT & REPRO	2,270,701	2,206,790	1,092,614
					2501-MISSIONS-FOS	1,471,506,790	1,471,259,170	350,912,560
					25XX-OTHER SERVICES	609,571,882	560,033,981	368,788,791
					26XX-SUPPLIES & MATERIALS	190,262,669	175,749,812	73,026,478
					31XX-EQUIPMENT	81,801,209	72,910,719	66,564,264
					32XX-LAND & STRUCTURES	2,027,846	1,568,961	1,306,108
					4101-URBAN SEARCH & RESCUE	24,600,030	24,600,030	8,219,745
				5-ADMINISTRATION Total		2,673,247,114	2,589,602,859	1,116,774,052
1604DR Total						9,197,734,321	8,529,645,208	4,374,655,167
1605DR	ALABAMA	KATRINA	8/29/2005	1-HUMAN SERVICES	2503-UNEMPLOYMENT	1,948,400	1,372,364	1,372,364
					2504-CRISIS COUNSELING-NIMH	4,436,110	1,203,860	1,203,860
					2576-LEGAL SERVICES	5,775	5,775	5,775
					2592-INSPECTIONS	21,886,812	8,123,500	7,034,139
					4149-OTHER NEEDS ASSISTANCE	31,470,394	31,470,394	28,827,921
					414X-HOUSING ASSISTANCE	89,660,632	89,660,632	88,655,726
					4152-CRISIS COUNSELING-SCC	3,135,574	3,135,574	1,674,591
					MANUFACTURED HOUSING	526,304,865	488,486,857	444,713,749
				1-HUMAN SERVICES Total		678,848,562	623,458,957	573,488,125
				2-INFRASTRUCTURE	2594-INSPECTIONS	1,449,000	1,448,600	997,780
					416X-PUBLIC ASSISTANCE	98,977,362	97,102,484	70,918,016
				2-INFRASTRUCTURE Total		100,426,362	98,551,084	71,915,796
				3-MITIGATION	2593-INSPECTIONS	2,784,984	2,449,984	779,493
					4173-HAZARD MITIGATION	7,694,402	7,694,402	
				3-MITIGATION Total		10,479,386	10,144,386	779,493
				4-OPERATIONS	2507-MISSIONS-TA	3,000,000	3,000,000	119,628
					2508-MISSIONS-DFA	178,500,000	178,500,000	51,770,324
				4-OPERATIONS Total		181,500,000	181,500,000	51,889,953
				5-ADMINISTRATION	11XX-SALARIES & BENEFITS	19,662,555	18,257,430	18,257,430
					21XX-TRAVEL	17,852,946	17,029,073	16,277,035
					22XX-TRANSPORTION	2,414,000	1,106,650	152,026
					23XX-RENT, COMM, UTILITIES	7,654,957	7,490,811	4,819,180
					24XX-PRINT & REPRO	370,892	244,327	123,789
					2501-MISSIONS-FOS	82,185,605	82,185,605	25,304,688
					25XX-OTHER SERVICES	59,545,919	55,025,284	41,601,289
					26XX-SUPPLIES & MATERIALS	10,071,585	6,666,706	2,817,950
					31XX-EQUIPMENT	3,894,806	3,154,402	2,645,943
				5-ADMINISTRATION Total		203,653,265	191,160,287	111,999,330
1605DR Total						1,174,907,575	1,104,814,714	810,072,697
1606DR	TEXAS	RITA	9/24/2005	1-HUMAN SERVICES	2503-UNEMPLOYMENT	11,382,008	9,759,933	9,759,933
					2504-CRISIS COUNSELING-NIMH	1,546,988	1,546,988	1,546,988
					2576-LEGAL SERVICES			
					2592-INSPECTIONS	44,082,928	44,050,925	26,125,209
					4149-OTHER NEEDS ASSISTANCE	500		(500)
					414X-HOUSING ASSISTANCE	511,014,899	511,014,000	503,837,170
					4152-CRISIS COUNSELING-SCC	1,557,215	650,742	
					4154-OTHER NEEDS ASSISTANCE	71,880,000	71,880,000	68,316,496
					MANUFACTURED HOUSING	197,785,400	140,449,247	100,454,863
				1-HUMAN SERVICES Total		839,249,938	779,351,834	710,040,159
				2-INFRASTRUCTURE	2594-INSPECTIONS	14,680,900	14,480,978	9,377,170
					416X-PUBLIC ASSISTANCE	295,700,000	294,497,640	215,346,869
				2-INFRASTRUCTURE Total		310,380,900	308,978,618	224,724,039
				3-MITIGATION	2593-INSPECTIONS	11,479,991	5,804,181	623,605
					4173-HAZARD MITIGATION	11,568,886	10,749,043	15,814
				3-MITIGATION Total		23,048,877	16,553,224	639,419
				4-OPERATIONS	2507-MISSIONS-TA	150,000	150,000	10,594
					2508-MISSIONS-DFA	238,050,000	235,367,600	13,837,448
				4-OPERATIONS Total		238,200,000	235,517,600	13,848,041

PROG CODE	STATE NAME	EVENT NAME	DECLARED	PROGRAM AREA	PROGRAM NAME	ALLOCATIONS	OBLIGATIONS	EXPENDITURES
				5-ADMINISTRATION	11XX-SALARIES & BENEFITS	37,603,356	38,318,294	38,318,294
					21XX-TRAVEL	29,789,242	29,702,285	27,536,117
					22XX-TRANSPORTION	2,549,000	412,000	280,174
					23XX-RENT, COMM, UTILITIES	14,087,975	10,579,424	6,628,312
					24XX-PRINT & REPRO	573,000	330,871	170,921
					2501-MISSIONS-FOS	257,458,864	257,382,368	26,145,739
					25XX-OTHER SERVICES	241,899,400	177,311,915	135,463,489
					26XX-SUPPLIES & MATERIALS	8,488,417	3,982,725	2,223,409
					31XX-EQUIPMENT	8,076,000	5,435,219	4,311,204
					4101-URBAN SEARCH & RESCUE	19,194,226	19,194,226	4,547,641
				5-ADMINISTRATION Total		619,719,480	542,649,327	245,625,300
1606DR Total						2,030,599,195	1,883,050,603	1,194,876,958
1607DR	LOUISIANA	RITA	9/24/2005	1-HUMAN SERVICES	2503-UNEMPLOYMENT	11,785,488	11,785,488	11,785,488
					2592-INSPECTIONS	30,934,542	30,934,542	20,347,129
					4149-OTHER NEEDS ASSISTANCE	103,000,000	103,000,000	101,177,483
					414X-HOUSING ASSISTANCE	404,740,064	404,740,064	403,637,435
					MANUFACTURED HOUSING	50,012,000	1,515,370	1,515,370
				1-HUMAN SERVICES Total		600,472,094	551,975,464	538,462,905
				2-INFRASTRUCTURE	2594-INSPECTIONS	4,952,000	4,915,000	2,284,703
					416X-PUBLIC ASSISTANCE	294,612,097	288,748,641	120,559,051
				2-INFRASTRUCTURE Total		299,564,097	293,663,641	122,843,754
				3-MITIGATION	2593-INSPECTIONS	4,844,983	4,099,943	2,030,396
					4173-HAZARD MITIGATION	433,544	433,544	4,836
				3-MITIGATION Total		5,278,527	4,533,487	2,035,233
				4-OPERATIONS	2507-MISSIONS-TA	600,000	600,000	175,935
					2508-MISSIONS-DFA	520,036,000	514,536,000	56,158,983
				4-OPERATIONS Total		520,636,000	515,136,000	56,334,918
				5-ADMINISTRATION	11XX-SALARIES & BENEFITS	12,404,721	12,709,264	12,709,264
					21XX-TRAVEL	3,754,800	3,752,689	3,518,590
					22XX-TRANSPORTION	1,212,000	1,137,000	486,680
					23XX-RENT, COMM, UTILITIES	8,774,350	8,009,125	5,840,582
					24XX-PRINT & REPRO	550,000	478,910	100,071
					2501-MISSIONS-FOS	39,247,685	38,797,685	10,294,608
					25XX-OTHER SERVICES	308,050,237	270,507,414	96,188,134
					26XX-SUPPLIES & MATERIALS	41,000,770	38,948,153	29,434,515
					31XX-EQUIPMENT	4,106,000	2,469,353	361,741
					32XX-LAND & STRUCTURES	2,100,000	400,000	
					4101-URBAN SEARCH & RESCUE	3,206,000	3,086,000	1,275,863
				5-ADMINISTRATION Total		424,406,563	380,295,592	160,210,047
1607DR Total						1,850,357,280	1,745,604,184	879,886,858
1609DR	FLORIDA	WILMA	10/24/2005	1-HUMAN SERVICES	2503-UNEMPLOYMENT	5,770,125	5,770,125	5,770,125
					2504-CRISIS COUNSELING-NIMH	3,246,808	3,246,808	3,246,808
					2576-LEGAL SERVICES	5,000	5,000	5,000
					2592-INSPECTIONS	44,379,400	44,354,901	38,865,510
					4149-OTHER NEEDS ASSISTANCE	183,000,000	183,000,000	143,247,786
					414X-HOUSING ASSISTANCE	163,715,000	163,695,000	146,270,652
					4152-CRISIS COUNSELING-SCC	2,628,148	1,164,961	1,164,961
					MANUFACTURED HOUSING	89,013,000	79,406,256	64,466,533
				1-HUMAN SERVICES Total		491,757,481	480,643,051	403,037,376
				2-INFRASTRUCTURE	2594-INSPECTIONS	44,126,700	36,210,891	23,800,756
					416X-PUBLIC ASSISTANCE	943,050,000	938,044,466	523,992,141
				2-INFRASTRUCTURE Total		987,176,700	974,255,357	547,792,898
				3-MITIGATION	2593-INSPECTIONS	1,000,000	899,797	340,728
				3-MITIGATION Total		1,000,000	899,797	340,728
				4-OPERATIONS	2507-MISSIONS-TA	700,000	700,000	20,075
					2508-MISSIONS-DFA	233,328,384	233,328,384	1,216,961
				4-OPERATIONS Total		234,028,384	234,028,384	1,237,036
				5-ADMINISTRATION	11XX-SALARIES & BENEFITS	37,113,330	33,524,234	33,524,234
					21XX-TRAVEL	13,759,700	13,513,218	12,898,309
					22XX-TRANSPORTION	13,625,440	12,625,440	2,873,099
					23XX-RENT, COMM, UTILITIES	6,586,000	6,542,343	5,466,939
					24XX-PRINT & REPRO	548,500	286,870	215,200
					2501-MISSIONS-FOS	147,229,012	146,698,679	19,564,447
					25XX-OTHER SERVICES	31,382,000	16,668,711	3,766,637
					26XX-SUPPLIES & MATERIALS	91,470,000	80,206,785	3,469,749
					31XX-EQUIPMENT	2,346,000	1,359,173	719,267

PROG CODE	STATE NAME	EVENT NAME	DECLARED	PROGRAM AREA	PROGRAM NAME	ALLOCATIONS	OBLIGATIONS	EXPENDITURES
					32XX-LAND & STRUCTURES	99,225	82,255	82,255
					4101-URBAN SEARCH & RESCUE	6,216,000	5,963,794	528,529
				5-ADMINISTRATION Total		350,375,207	317,471,501	83,108,665
1609DR Total						2,064,337,772	2,007,298,090	1,035,516,702
3212EM	LOUISIANA	KATRINA	8/27/2005	2-INFRASTRUCTURE	416X-PUBLIC ASSISTANCE			
				2-INFRASTRUCTURE Total				
				4-OPERATIONS	2508-MISSIONS-DFA	1,500,000	1,500,000	2,096
				4-OPERATIONS Total		1,500,000	1,500,000	2,096
				5-ADMINISTRATION	11XX-SALARIES & BENEFITS	1,922	1,922	1,922
					21XX-TRAVEL	5,559	5,559	5,559
					22XX-TRANSPORTION			
					23XX-RENT, COMM, UTILITIES	588,577	588,577	577,493
					24XX-PRINT & REPRO			
					2501-MISSIONS-FOS	6,370,000	6,370,000	134,840
					25XX-OTHER SERVICES	40,000	40,000	40,000
					26XX-SUPPLIES & MATERIALS	2,000	2,000	1,284
					31XX-EQUIPMENT			
				5-ADMINISTRATION Total		7,008,058	7,008,058	761,098
3212EM Total						8,508,058	8,508,058	763,194
3213EM	MISSISSIPPI	KATRINA	8/27/2005	2-INFRASTRUCTURE	416X-PUBLIC ASSISTANCE			
				2-INFRASTRUCTURE Total				
				4-OPERATIONS	2507-MISSIONS-TA			
					2508-MISSIONS-DFA			
				4-OPERATIONS Total				
				5-ADMINISTRATION	11XX-SALARIES & BENEFITS	288	288	288
					21XX-TRAVEL			
					22XX-TRANSPORTION			
					23XX-RENT, COMM, UTILITIES			
					24XX-PRINT & REPRO			
					2501-MISSIONS-FOS	2,612,457	2,612,457	93,561
					25XX-OTHER SERVICES	9,840	9,840	
					26XX-SUPPLIES & MATERIALS			
				5-ADMINISTRATION Total		2,622,585	2,622,585	93,849
3213EM Total						2,622,585	2,622,585	93,849
3214EM	ALABAMA	KATRINA	8/28/2005	2-INFRASTRUCTURE	416X-PUBLIC ASSISTANCE			
				2-INFRASTRUCTURE Total				
				4-OPERATIONS	2507-MISSIONS-TA			
					2508-MISSIONS-DFA			
				4-OPERATIONS Total				
				5-ADMINISTRATION	11XX-SALARIES & BENEFITS			
					21XX-TRAVEL			
					22XX-TRANSPORTION			
					23XX-RENT, COMM, UTILITIES	30,000	30,000	30,000
					24XX-PRINT & REPRO			
					2501-MISSIONS-FOS	31,478	31,478	
					26XX-SUPPLIES & MATERIALS			
					31XX-EQUIPMENT			
				5-ADMINISTRATION Total		84,454	84,454	52,976
3214EM Total						84,454	84,454	52,976
3215EM	ARKANSAS	KATRINA	9/2/2005	2-INFRASTRUCTURE	2594-INSPECTIONS	1,583,900	1,584,295	1,351,212
					416X-PUBLIC ASSISTANCE	44,741,591	44,741,591	43,077,094
				2-INFRASTRUCTURE Total		46,325,491	46,325,886	44,428,305
				4-OPERATIONS	2508-MISSIONS-DFA	3,500,000	3,500,000	
				4-OPERATIONS Total		3,500,000	3,500,000	
				5-ADMINISTRATION	11XX-SALARIES & BENEFITS	1,545,653	1,508,275	1,508,275
					21XX-TRAVEL	1,700,082	1,697,406	1,623,312
					22XX-TRANSPORTION	17,100	16,125	7,972
					23XX-RENT, COMM, UTILITIES	391,644	353,035	290,430
					24XX-PRINT & REPRO	2,780	2,779	2,234
					2501-MISSIONS-FOS	575,295	580,000	7,452
					25XX-OTHER SERVICES	7,500	2,870	1,125
					26XX-SUPPLIES & MATERIALS	85,580	88,486	54,898
					31XX-EQUIPMENT	53,280	53,279	33,422
					32XX-LAND & STRUCTURES			
				5-ADMINISTRATION Total		4,378,914	4,302,255	3,529,120
3215EM Total						54,204,405	54,128,141	47,957,426

PROG CODE	STATE NAME	EVENT NAME	DECLARED	PROGRAM AREA	PROGRAM NAME	ALLOCATIONS	OBLIGATIONS	EXPENDITURES
3216EM	TEXAS	KATRINA	9/2/2005	2-INFRASTRUCTURE	2594-INSPECTIONS	6,508,500	4,205,072	2,912,030
					416X-PUBLIC ASSISTANCE	492,942,199	470,999,824	386,118,354
				2-INFRASTRUCTURE Total		499,450,699	475,204,896	389,030,384
				4-OPERATIONS	2508-MISSIONS-DFA	37,740,000	37,740,000	1,334,689
				4-OPERATIONS Total		37,740,000	37,740,000	1,334,689
				5-ADMINISTRATION	11XX-SALARIES & BENEFITS	2,634,491	2,500,422	2,500,422
					21XX-TRAVEL	3,211,405	2,840,623	2,830,623
					22XX-TRANSPORTION	234,000	38,446	21,653
					23XX-RENT, COMM, UTILITIES	2,095,492	2,061,022	1,518,943
					24XX-PRINT & REPRO	91,491	37,054	27,736
					2501-MISSIONS-FOS	8,555,000	8,555,000	643,354
					25XX-OTHER SERVICES	2,402,386	483,886	236,756
					26XX-SUPPLIES & MATERIALS	1,195,559	1,145,579	995,902
				31XX-EQUIPMENT	602,827	488,989	415,811	
5-ADMINISTRATION Total		21,022,652	18,151,022	9,191,201				
3216EM Total		558,213,351	531,095,918	399,556,273				
3217EM	TENNESSEE	KATRINA	9/5/2005	2-INFRASTRUCTURE	416X-PUBLIC ASSISTANCE	29,000,000	27,596,970	25,810,609
				2-INFRASTRUCTURE Total		29,000,000	27,596,970	25,810,609
				4-OPERATIONS	2507-MISSIONS-TA	5,000	5,000	
				4-OPERATIONS Total		5,000	5,000	
				5-ADMINISTRATION	11XX-SALARIES & BENEFITS	13,380	13,380	13,380
					21XX-TRAVEL	67,983	67,983	67,983
					22XX-TRANSPORTION			
					23XX-RENT, COMM, UTILITIES			
					24XX-PRINT & REPRO			
					2501-MISSIONS-FOS	2,000	2,000	
26XX-SUPPLIES & MATERIALS								
5-ADMINISTRATION Total		83,363	83,363	81,363				
3217EM Total		29,088,363	27,685,333	25,891,972				
3218EM	GEORGIA	KATRINA	9/5/2005	2-INFRASTRUCTURE	416X-PUBLIC ASSISTANCE	20,900,000	16,421,239	9,399,550
				2-INFRASTRUCTURE Total		20,900,000	16,421,239	9,399,550
				5-ADMINISTRATION	11XX-SALARIES & BENEFITS			
					21XX-TRAVEL	767	767	767
					22XX-TRANSPORTION			
					23XX-RENT, COMM, UTILITIES			
					24XX-PRINT & REPRO			
					2501-MISSIONS-FOS	52,000	52,000	
26XX-SUPPLIES & MATERIALS								
5-ADMINISTRATION Total		52,767	52,767	767				
3218EM Total		20,952,767	16,474,006	9,400,317				
3219EM	OKLAHOMA	KATRINA	9/5/2005	2-INFRASTRUCTURE	416X-PUBLIC ASSISTANCE	14,250,313	11,666,597	10,114,458
				2-INFRASTRUCTURE Total		14,250,313	11,666,597	10,114,458
				5-ADMINISTRATION	11XX-SALARIES & BENEFITS	85,951	72,669	72,669
					21XX-TRAVEL	88,459	88,459	75,855
					22XX-TRANSPORTION	500		
					23XX-RENT, COMM, UTILITIES			
					24XX-PRINT & REPRO	1,000	756	756
					25XX-OTHER SERVICES			
					26XX-SUPPLIES & MATERIALS	1,000	54	54
					31XX-EQUIPMENT			
5-ADMINISTRATION Total		176,910	161,938	149,334				
3219EM Total		14,427,223	11,828,535	10,263,792				
3220EM	FLORIDA	KATRINA	9/5/2005	2-INFRASTRUCTURE	416X-PUBLIC ASSISTANCE	9,200,000	7,845,819	2,226,781
				2-INFRASTRUCTURE Total		9,200,000	7,845,819	2,226,781
				5-ADMINISTRATION	11XX-SALARIES & BENEFITS	2,272	2,272	2,272
					21XX-TRAVEL			
					22XX-TRANSPORTION			
					23XX-RENT, COMM, UTILITIES			
					24XX-PRINT & REPRO			
					2501-MISSIONS-FOS			
26XX-SUPPLIES & MATERIALS								
5-ADMINISTRATION Total		2,272	2,272	2,272				
3220EM Total		9,202,272	7,848,091	2,229,053				
3221EM	WEST VIRGINIA	KATRINA	9/5/2005	2-INFRASTRUCTURE	416X-PUBLIC ASSISTANCE	621,000	608,244	305,784
				2-INFRASTRUCTURE Total		621,000	608,244	305,784
				5-ADMINISTRATION	11XX-SALARIES & BENEFITS	87,195	75,094	75,094

PROG CODE	STATE NAME	EVENT NAME	DECLARED	PROGRAM AREA	PROGRAM NAME	ALLOCATIONS	OBLIGATIONS	EXPENDITURES
					21XX-TRAVEL	36,522	28,302	28,302
					22XX-TRANSPORTION			
					23XX-RENT, COMM, UTILITIES			
					24XX-PRINT & REPRO			
					26XX-SUPPLIES & MATERIALS			
					5-ADMINISTRATION Total	94	94	94
3221EM Total						123,811	103,490	103,490
						744,811	711,735	409,274
3222EM	NORTH CAROLINA	KATRINA	9/5/2005	2-INFRASTRUCTURE	416X-PUBLIC ASSISTANCE	2,000,000	1,975,640	1,570,009
					2-INFRASTRUCTURE Total	2,000,000	1,975,640	1,570,009
				5-ADMINISTRATION	11XX-SALARIES & BENEFITS	261	261	261
					21XX-TRAVEL			
					22XX-TRANSPORTION			
					23XX-RENT, COMM, UTILITIES			
					24XX-PRINT & REPRO			
					2501-MISSIONS-FOS	2,000	2,000	
					26XX-SUPPLIES & MATERIALS			
					5-ADMINISTRATION Total	2,261	2,261	261
3222EM Total						2,002,261	1,977,901	1,570,270
						1,333,020	1,333,020	1,333,020
3223EM	UTAH	KATRINA	9/5/2005	2-INFRASTRUCTURE	416X-PUBLIC ASSISTANCE	1,333,020	1,333,020	1,333,020
					2-INFRASTRUCTURE Total	1,333,020	1,333,020	1,333,020
				4-OPERATIONS	2508-MISSIONS-DFA			
					4-OPERATIONS Total			
				5-ADMINISTRATION	11XX-SALARIES & BENEFITS	35,606	19,962	19,962
					21XX-TRAVEL	39,192	38,246	26,973
					22XX-TRANSPORTION			
					23XX-RENT, COMM, UTILITIES			
					24XX-PRINT & REPRO			
					26XX-SUPPLIES & MATERIALS			
					5-ADMINISTRATION Total	7,000	4,000	
3223EM Total						81,798	62,207	46,935
						1,414,818	1,395,227	1,379,954
3224EM	COLORADO	KATRINA	9/5/2005	2-INFRASTRUCTURE	416X-PUBLIC ASSISTANCE	13,597,030	13,597,030	13,263,686
					2-INFRASTRUCTURE Total	13,597,030	13,597,030	13,263,686
				4-OPERATIONS	2508-MISSIONS-DFA			
					4-OPERATIONS Total			
				5-ADMINISTRATION	11XX-SALARIES & BENEFITS	454,397	392,529	392,529
					21XX-TRAVEL	186,783	144,920	130,398
					22XX-TRANSPORTION	500	16	
					23XX-RENT, COMM, UTILITIES			
					24XX-PRINT & REPRO			
					2501-MISSIONS-FOS			
					26XX-SUPPLIES & MATERIALS			
					5-ADMINISTRATION Total	7,000	4,000	1,729
3224EM Total						648,680	541,465	524,656
						14,245,710	14,138,495	13,788,342
3225EM	MICHIGAN	KATRINA	9/7/2005	2-INFRASTRUCTURE	416X-PUBLIC ASSISTANCE	1,700,000	1,581,830	659,900
					2-INFRASTRUCTURE Total	1,700,000	1,581,830	659,900
				5-ADMINISTRATION	11XX-SALARIES & BENEFITS	361,334	179,254	179,254
					21XX-TRAVEL	238,260	212,631	134,029
					22XX-TRANSPORTION	1,000	500	493
					23XX-RENT, COMM, UTILITIES			
					24XX-PRINT & REPRO			
					26XX-SUPPLIES & MATERIALS	2,000	2,000	712
					31XX-EQUIPMENT	1,000		
					5-ADMINISTRATION Total	603,594	394,385	314,487
3225EM Total						2,303,594	1,976,215	974,387
						1,802,568	1,790,874	
3226EM	DISTRICT OF COLUMBIA	KATRINA	9/7/2005	2-INFRASTRUCTURE	416X-PUBLIC ASSISTANCE	1,802,568	1,790,874	
					2-INFRASTRUCTURE Total	1,802,568	1,790,874	
				5-ADMINISTRATION	11XX-SALARIES & BENEFITS	54,856	15,430	15,430
					21XX-TRAVEL	45,947	38,623	38,623
					22XX-TRANSPORTION			
					23XX-RENT, COMM, UTILITIES			
					24XX-PRINT & REPRO			
					26XX-SUPPLIES & MATERIALS			
					5-ADMINISTRATION Total	100,803	54,053	54,053
3226EM Total						1,903,371	1,844,926	54,053
3227EM	WASHINGTON	KATRINA	9/7/2005	2-INFRASTRUCTURE	416X-PUBLIC ASSISTANCE	2,990,770	2,990,769	
					2-INFRASTRUCTURE Total	2,990,770	2,990,769	

PROG CODE	STATE NAME	EVENT NAME	DECLARED	PROGRAM AREA	PROGRAM NAME	ALLOCATIONS	OBLIGATIONS	EXPENDITURES
				5-ADMINISTRATION	11XX-SALARIES & BENEFITS	292,715	229,545	229,545
					21XX-TRAVEL	124,218	111,869	81,911
					22XX-TRANSPORTION			
					23XX-RENT, COMM, UTILITIES			
					24XX-PRINT & REPRO			
					26XX-SUPPLIES & MATERIALS			
				5-ADMINISTRATION Total		113	113	113
3227EM Total						417,046	341,527	311,569
3228EM	OREGON	KATRINA	9/7/2005	2-INFRASTRUCTURE	416X-PUBLIC ASSISTANCE	2,047,247	2,047,243	390,683
				2-INFRASTRUCTURE Total		2,047,247	2,047,243	390,683
				5-ADMINISTRATION	11XX-SALARIES & BENEFITS	24,131	17,674	17,674
					21XX-TRAVEL	20,922	20,422	13,842
					22XX-TRANSPORTION			
					23XX-RENT, COMM, UTILITIES			
					24XX-PRINT & REPRO			
					26XX-SUPPLIES & MATERIALS			
				5-ADMINISTRATION Total		45,053	38,096	31,516
3228EM Total						2,092,300	2,085,339	422,199
3229EM	NEW MEXICO	KATRINA	9/7/2005	2-INFRASTRUCTURE	2594-INSPECTIONS	139,828	139,830	97,280
					416X-PUBLIC ASSISTANCE	2,000,000	702,750	32,569
				2-INFRASTRUCTURE Total		2,139,828	842,581	129,849
				5-ADMINISTRATION	11XX-SALARIES & BENEFITS	56,149	25,737	25,737
					21XX-TRAVEL	44,242	44,242	40,572
					22XX-TRANSPORTION	2,500		
					23XX-RENT, COMM, UTILITIES			
					24XX-PRINT & REPRO	500	37	37
					25XX-OTHER SERVICES			
					26XX-SUPPLIES & MATERIALS	3,116	116	16
					31XX-EQUIPMENT			
				5-ADMINISTRATION Total		106,507	70,132	66,361
3229EM Total						2,246,335	912,713	196,210
3230EM	ILLINOIS	KATRINA	9/7/2005	2-INFRASTRUCTURE	416X-PUBLIC ASSISTANCE	2,418,578	1,104,288	1,070,907
				2-INFRASTRUCTURE Total		2,418,578	1,104,288	1,070,907
				5-ADMINISTRATION	11XX-SALARIES & BENEFITS	146,281	117,443	117,443
					21XX-TRAVEL	103,837	92,220	49,104
					22XX-TRANSPORTION			
					23XX-RENT, COMM, UTILITIES			
					24XX-PRINT & REPRO			
					26XX-SUPPLIES & MATERIALS			
				5-ADMINISTRATION Total		250,118	209,663	166,546
3230EM Total						2,668,696	1,313,951	1,237,453
3231EM	KENTUCKY	KATRINA	9/10/2005	2-INFRASTRUCTURE	416X-PUBLIC ASSISTANCE	4,300,000	4,259,405	1,229,847
				2-INFRASTRUCTURE Total		4,300,000	4,259,405	1,229,847
				5-ADMINISTRATION	11XX-SALARIES & BENEFITS			
					21XX-TRAVEL	7,961	7,961	7,961
					22XX-TRANSPORTION			
					23XX-RENT, COMM, UTILITIES			
					24XX-PRINT & REPRO			
					2501-MISSIONS-FOS	2,000	2,000	
					26XX-SUPPLIES & MATERIALS			
				5-ADMINISTRATION Total		9,961	9,961	7,961
3231EM Total						4,309,961	4,269,366	1,237,808
3232EM	MISSOURI	KATRINA	9/10/2005	2-INFRASTRUCTURE	416X-PUBLIC ASSISTANCE	2,005,000	1,958,975	33,600
				2-INFRASTRUCTURE Total		2,005,000	1,958,975	33,600
				5-ADMINISTRATION	11XX-SALARIES & BENEFITS	426,072	390,722	390,722
					21XX-TRAVEL	233,823	214,172	210,158
					22XX-TRANSPORTION	1,000	1,000	1,000
					23XX-RENT, COMM, UTILITIES			
					24XX-PRINT & REPRO			
					2501-MISSIONS-FOS	5,000	5,000	
					26XX-SUPPLIES & MATERIALS	5,000	5,000	4,328
				5-ADMINISTRATION Total		670,895	615,894	606,208
3232EM Total						2,675,895	2,574,869	639,808
3233EM	SOUTH CAROLINA	KATRINA	9/10/2005	2-INFRASTRUCTURE	416X-PUBLIC ASSISTANCE	3,614,915	3,507,849	2,907,631
				2-INFRASTRUCTURE Total		3,614,915	3,507,849	2,907,631
				5-ADMINISTRATION	11XX-SALARIES & BENEFITS			

PROG CODE	STATE NAME	EVENT NAME	DECLARED	PROGRAM AREA	PROGRAM NAME	ALLOCATIONS	OBLIGATIONS	EXPENDITURES
					21XX-TRAVEL	40,089	40,089	40,089
					22XX-TRANSPORTION			
					23XX-RENT, COMM, UTILITIES			
					24XX-PRINT & REPRO			
					2501-MISSIONS-FOS	2,000	2,000	
					26XX-SUPPLIES & MATERIALS			
					5-ADMINISTRATION Total	42,089	42,089	40,089
3233EM Total						3,657,004	3,549,938	2,947,721
3234EM	SOUTH DAKOTA	KATRINA	9/10/2005	2-INFRASTRUCTURE	416X-PUBLIC ASSISTANCE	261,722	261,676	211,332
					2-INFRASTRUCTURE Total	261,722	261,676	211,332
				5-ADMINISTRATION	11XX-SALARIES & BENEFITS	20,700	2,086	2,086
					21XX-TRAVEL	10,000	10,044	8,266
					22XX-TRANSPORTION			
					23XX-RENT, COMM, UTILITIES			
					24XX-PRINT & REPRO			
					26XX-SUPPLIES & MATERIALS	2,000		
					5-ADMINISTRATION Total	32,700	12,130	10,352
3234EM Total						294,422	273,805	221,684
3235EM	PENNSYLVANIA	KATRINA	9/10/2005	2-INFRASTRUCTURE	416X-PUBLIC ASSISTANCE	2,639,000	2,626,484	1,780,214
					2-INFRASTRUCTURE Total	2,639,000	2,626,484	1,780,214
				5-ADMINISTRATION	11XX-SALARIES & BENEFITS	163,996	157,273	157,273
					21XX-TRAVEL	101,429	91,622	83,622
					22XX-TRANSPORTION			
					23XX-RENT, COMM, UTILITIES			
					24XX-PRINT & REPRO			
					26XX-SUPPLIES & MATERIALS			
					5-ADMINISTRATION Total	265,425	248,895	240,895
3235EM Total						2,904,425	2,875,378	2,021,109
3236EM	KANSAS	KATRINA	9/10/2005	2-INFRASTRUCTURE	416X-PUBLIC ASSISTANCE	163,200	163,069	153,933
					2-INFRASTRUCTURE Total	163,200	163,069	153,933
				5-ADMINISTRATION	11XX-SALARIES & BENEFITS			
					21XX-TRAVEL	187	187	187
					22XX-TRANSPORTION			
					23XX-RENT, COMM, UTILITIES			
					24XX-PRINT & REPRO			
					26XX-SUPPLIES & MATERIALS			
					5-ADMINISTRATION Total	187	187	187
3236EM Total						163,387	163,255	154,120
3237EM	ALABAMA	KATRINA	9/10/2005	2-INFRASTRUCTURE	416X-PUBLIC ASSISTANCE	3,000,000	2,932,555	1,854,874
					2-INFRASTRUCTURE Total	3,000,000	2,932,555	1,854,874
				4-OPERATIONS	2508-MISSIONS-DFA	1,000,000	1,000,000	
					4-OPERATIONS Total	1,000,000	1,000,000	
				5-ADMINISTRATION	11XX-SALARIES & BENEFITS			
					21XX-TRAVEL			
					22XX-TRANSPORTION			
					23XX-RENT, COMM, UTILITIES			
					24XX-PRINT & REPRO			
					26XX-SUPPLIES & MATERIALS			
					5-ADMINISTRATION Total			
3237EM Total						4,000,000	3,932,555	1,854,874
3238EM	INDIANA	KATRINA	9/10/2005	2-INFRASTRUCTURE	416X-PUBLIC ASSISTANCE	4,127,992	3,861,626	36,250
					2-INFRASTRUCTURE Total	4,127,992	3,861,626	36,250
				5-ADMINISTRATION	11XX-SALARIES & BENEFITS	12,264	1,942	1,942
					21XX-TRAVEL	10,600	450	
					22XX-TRANSPORTION			
					23XX-RENT, COMM, UTILITIES			
					24XX-PRINT & REPRO			
					26XX-SUPPLIES & MATERIALS			
					5-ADMINISTRATION Total	22,864	2,392	1,942
3238EM Total						4,150,856	3,864,018	38,192
3239EM	IOWA	KATRINA	9/10/2005	2-INFRASTRUCTURE	416X-PUBLIC ASSISTANCE	222,618	222,618	211,224
					2-INFRASTRUCTURE Total	222,618	222,618	211,224
				5-ADMINISTRATION	11XX-SALARIES & BENEFITS	10,350	712	712
					21XX-TRAVEL	4,928	4,928	4,928
					22XX-TRANSPORTION			
					23XX-RENT, COMM, UTILITIES			

PROG CODE	STATE NAME	EVENT NAME	DECLARED	PROGRAM AREA	PROGRAM NAME	ALLOCATIONS	OBLIGATIONS	EXPENDITURES
					24XX-PRINT & REPRO			
					26XX-SUPPLIES & MATERIALS			
				5-ADMINISTRATION Total		15,278	5,639	5,639
3239EM Total						237,895	228,257	216,863
3240EM	VIRGINIA	KATRINA	9/12/2005	2-INFRASTRUCTURE	2594-INSPECTIONS	339,100	339,100	176,087
					416X-PUBLIC ASSISTANCE	254,000	253,746	225,165
				2-INFRASTRUCTURE Total		593,100	592,846	401,253
				5-ADMINISTRATION	11XX-SALARIES & BENEFITS	102,910	94,866	94,866
					21XX-TRAVEL	28,000	10,737	10,737
					22XX-TRANSPORTION			
					23XX-RENT, COMM, UTILITIES			
					24XX-PRINT & REPRO			
					26XX-SUPPLIES & MATERIALS			
				5-ADMINISTRATION Total		130,910	105,603	105,603
3240EM Total						724,010	698,449	506,855
3241EM	ARIZONA	KATRINA	9/12/2005	2-INFRASTRUCTURE	416X-PUBLIC ASSISTANCE	5,280,730	5,266,403	4,057,305
				2-INFRASTRUCTURE Total		5,280,730	5,266,403	4,057,305
				5-ADMINISTRATION	11XX-SALARIES & BENEFITS	76,680	70,247	70,247
					21XX-TRAVEL	170,708	156,502	144,926
					22XX-TRANSPORTION			
					23XX-RENT, COMM, UTILITIES			
					24XX-PRINT & REPRO			
					2501-MISSIONS-FOS	2,000,000	2,000,000	1,963
					26XX-SUPPLIES & MATERIALS			
				5-ADMINISTRATION Total		2,247,388	2,226,750	217,136
3241EM Total						7,528,118	7,493,153	4,274,441
3242EM	MINNESOTA	KATRINA	9/13/2005	2-INFRASTRUCTURE	416X-PUBLIC ASSISTANCE	15,000,000	3,850,126	981,368
				2-INFRASTRUCTURE Total		15,000,000	3,850,126	981,368
				5-ADMINISTRATION	11XX-SALARIES & BENEFITS	11,150		
					21XX-TRAVEL	13,300		
					22XX-TRANSPORTION			
					23XX-RENT, COMM, UTILITIES			
					24XX-PRINT & REPRO			
					26XX-SUPPLIES & MATERIALS			
				5-ADMINISTRATION Total		24,450		
3242EM Total						15,024,450	3,850,126	981,368
3243EM	NEVADA	KATRINA	9/13/2005	2-INFRASTRUCTURE	416X-PUBLIC ASSISTANCE	1,000,000	568,297	495,059
				2-INFRASTRUCTURE Total		1,000,000	568,297	495,059
				5-ADMINISTRATION	11XX-SALARIES & BENEFITS	102,420	94,064	94,064
					21XX-TRAVEL	198,899	178,836	171,690
					22XX-TRANSPORTION			
					23XX-RENT, COMM, UTILITIES			
					24XX-PRINT & REPRO			
					26XX-SUPPLIES & MATERIALS			
				5-ADMINISTRATION Total		301,319	272,900	265,754
3243EM Total						1,301,319	841,197	760,813
3244EM	IDAHO	KATRINA	9/13/2005	2-INFRASTRUCTURE	416X-PUBLIC ASSISTANCE	584,137	584,134	126,932
				2-INFRASTRUCTURE Total		584,137	584,134	126,932
				5-ADMINISTRATION	11XX-SALARIES & BENEFITS	20,700	5,965	5,965
					21XX-TRAVEL	15,000	4,143	3,894
					22XX-TRANSPORTION			
					23XX-RENT, COMM, UTILITIES			
					24XX-PRINT & REPRO			
					26XX-SUPPLIES & MATERIALS			
				5-ADMINISTRATION Total		35,700	10,108	9,860
3244EM Total						619,837	594,243	136,792
3245EM	NEBRASKA	KATRINA	9/13/2005	2-INFRASTRUCTURE	416X-PUBLIC ASSISTANCE	210,100	210,100	63,544
				2-INFRASTRUCTURE Total		210,100	210,100	63,544
				5-ADMINISTRATION	11XX-SALARIES & BENEFITS			
					21XX-TRAVEL	1,302	1,302	1,302
					22XX-TRANSPORTION			
					23XX-RENT, COMM, UTILITIES			
					24XX-PRINT & REPRO			
					26XX-SUPPLIES & MATERIALS			
				5-ADMINISTRATION Total		1,302	1,302	1,302
3245EM Total						211,402	211,402	64,846

PROG CODE	STATE NAME	EVENT NAME	DECLARED	PROGRAM AREA	PROGRAM NAME	ALLOCATIONS	OBLIGATIONS	EXPENDITURES
3246EM	CONNECTICUT	KATRINA	9/13/2005	2-INFRASTRUCTURE	416X-PUBLIC ASSISTANCE	1,000,000	353,722	
				2-INFRASTRUCTURE Total		1,000,000	353,722	
				5-ADMINISTRATION	11XX-SALARIES & BENEFITS	23,373	17,516	17,516
					21XX-TRAVEL	19,928	19,928	6,209
					22XX-TRANSPORTION			
					23XX-RENT, COMM, UTILITIES			
					24XX-PRINT & REPRO			
26XX-SUPPLIES & MATERIALS								
5-ADMINISTRATION Total		43,301	37,443	23,725				
3246EM Total						1,043,301	391,165	23,725
3247EM	NORTH DAKOTA	KATRINA	9/13/2005	2-INFRASTRUCTURE	416X-PUBLIC ASSISTANCE	23,747	23,747	
				2-INFRASTRUCTURE Total		23,747	23,747	
				5-ADMINISTRATION	11XX-SALARIES & BENEFITS	20,700	7,570	7,570
					21XX-TRAVEL	17,053	17,052	16,689
					22XX-TRANSPORTION	500		
					23XX-RENT, COMM, UTILITIES			
					24XX-PRINT & REPRO			
25XX-OTHER SERVICES	1,233	1,233						
26XX-SUPPLIES & MATERIALS	2,500							
5-ADMINISTRATION Total		41,985	25,855	24,259				
3247EM Total						65,732	49,602	24,259
3248EM	CALIFORNIA	KATRINA	9/13/2005	2-INFRASTRUCTURE	416X-PUBLIC ASSISTANCE	200,000		
				2-INFRASTRUCTURE Total		200,000		
				5-ADMINISTRATION	11XX-SALARIES & BENEFITS	338,820	318,906	318,906
					21XX-TRAVEL	364,500	308,275	279,076
					22XX-TRANSPORTION			
					23XX-RENT, COMM, UTILITIES			
					24XX-PRINT & REPRO			
26XX-SUPPLIES & MATERIALS								
5-ADMINISTRATION Total		703,320	627,181	597,982				
3248EM Total						903,320	627,181	597,982
3249EM	WISCONSIN	KATRINA	9/13/2005	2-INFRASTRUCTURE	416X-PUBLIC ASSISTANCE	3,501,228	2,970,100	860,032
				2-INFRASTRUCTURE Total		3,501,228	2,970,100	860,032
				5-ADMINISTRATION	11XX-SALARIES & BENEFITS	11,437	1,137	1,137
					21XX-TRAVEL	13,300	88	88
					22XX-TRANSPORTION			
					23XX-RENT, COMM, UTILITIES			
					24XX-PRINT & REPRO			
26XX-SUPPLIES & MATERIALS								
5-ADMINISTRATION Total		24,737	1,225	1,225				
3249EM Total						3,525,965	2,971,325	861,257
3250EM	OHIO	KATRINA	9/13/2005	2-INFRASTRUCTURE	416X-PUBLIC ASSISTANCE	2,518,180	2,491,579	1,423,632
				2-INFRASTRUCTURE Total		2,518,180	2,491,579	1,423,632
				5-ADMINISTRATION	11XX-SALARIES & BENEFITS	12,050		
					21XX-TRAVEL	13,300		
					22XX-TRANSPORTION			
					23XX-RENT, COMM, UTILITIES			
					24XX-PRINT & REPRO			
26XX-SUPPLIES & MATERIALS								
5-ADMINISTRATION Total		25,350						
3250EM Total						2,543,530	2,491,579	1,423,632
3251EM	MARYLAND	KATRINA	9/13/2005	2-INFRASTRUCTURE	416X-PUBLIC ASSISTANCE	1,637,550	1,436,705	607,854
				2-INFRASTRUCTURE Total		1,637,550	1,436,705	607,854
				5-ADMINISTRATION	11XX-SALARIES & BENEFITS	44,214	28,479	28,479
					21XX-TRAVEL	62,112	54,368	54,368
					22XX-TRANSPORTION			
					23XX-RENT, COMM, UTILITIES			
					24XX-PRINT & REPRO			
26XX-SUPPLIES & MATERIALS								
5-ADMINISTRATION Total		106,326	82,847	82,847				
3251EM Total						1,743,876	1,519,551	690,700
3252EM	MASSACHUSETTS	KATRINA	9/13/2005	2-INFRASTRUCTURE	416X-PUBLIC ASSISTANCE	5,250,000	4,692,706	4,332,716
				2-INFRASTRUCTURE Total		5,250,000	4,692,706	4,332,716
				5-ADMINISTRATION	11XX-SALARIES & BENEFITS	227,630	234,313	234,313
					21XX-TRAVEL	115,166	110,166	101,870
		22XX-TRANSPORTION	1,000	1,000	330			

PROG CODE	STATE NAME	EVENT NAME	DECLARED	PROGRAM AREA	PROGRAM NAME	ALLOCATIONS	OBLIGATIONS	EXPENDITURES
					23XX-RENT, COMM, UTILITIES 24XX-PRINT & REPRO 26XX-SUPPLIES & MATERIALS			
				5-ADMINISTRATION Total		343,796	345,478	336,513
3252EM Total						5,593,796	5,038,184	4,669,228
3253EM	MONTANA	KATRINA	9/13/2005	2-INFRASTRUCTURE	416X-PUBLIC ASSISTANCE	400,000	397,372	117,739
				2-INFRASTRUCTURE Total		400,000	397,372	117,739
				5-ADMINISTRATION	11XX-SALARIES & BENEFITS 21XX-TRAVEL 22XX-TRANSPORTION 23XX-RENT, COMM, UTILITIES 24XX-PRINT & REPRO 26XX-SUPPLIES & MATERIALS	26,452 13,904	21,279 13,507	21,279 9,953
				5-ADMINISTRATION Total		2,500		
3253EM Total						42,856	34,786	31,231
						442,856	432,158	148,971
3255EM	RHODE ISLAND	KATRINA	9/19/2005	2-INFRASTRUCTURE	416X-PUBLIC ASSISTANCE	1,500,000	1,008,050	65,614
				2-INFRASTRUCTURE Total		1,500,000	1,008,050	65,614
				5-ADMINISTRATION	11XX-SALARIES & BENEFITS 21XX-TRAVEL 22XX-TRANSPORTION 23XX-RENT, COMM, UTILITIES 24XX-PRINT & REPRO 26XX-SUPPLIES & MATERIALS	10,916 13,792	8,320 13,792	8,320 7,916
				5-ADMINISTRATION Total		24,708	22,112	16,236
3255EM Total						1,524,708	1,030,162	81,850
3256EM	MAINE	KATRINA	9/19/2005	2-INFRASTRUCTURE	416X-PUBLIC ASSISTANCE	100,000	47,927	47,575
				2-INFRASTRUCTURE Total		100,000	47,927	47,575
				5-ADMINISTRATION	11XX-SALARIES & BENEFITS 21XX-TRAVEL 22XX-TRANSPORTION 23XX-RENT, COMM, UTILITIES 24XX-PRINT & REPRO 26XX-SUPPLIES & MATERIALS	6,000	6,000	
				5-ADMINISTRATION Total		6,000	6,000	
3256EM Total						106,000	53,927	47,575
3257EM	NEW JERSEY	KATRINA	9/19/2005	2-INFRASTRUCTURE	416X-PUBLIC ASSISTANCE	120,026	120,026	116,692
				2-INFRASTRUCTURE Total		120,026	120,026	116,692
				5-ADMINISTRATION	11XX-SALARIES & BENEFITS 21XX-TRAVEL 22XX-TRANSPORTION 23XX-RENT, COMM, UTILITIES 24XX-PRINT & REPRO 26XX-SUPPLIES & MATERIALS	41,951 18,466 200	46,297 7,923 200	46,297 1,774 126
				5-ADMINISTRATION Total		60,617	54,420	48,196
3257EM Total						180,643	174,445	164,888
3258EM	NEW HAMPSHIRE	KATRINA	9/19/2005	2-INFRASTRUCTURE	416X-PUBLIC ASSISTANCE	100,000	9,887	
				2-INFRASTRUCTURE Total		100,000	9,887	
				5-ADMINISTRATION	11XX-SALARIES & BENEFITS 21XX-TRAVEL 22XX-TRANSPORTION 23XX-RENT, COMM, UTILITIES 24XX-PRINT & REPRO 26XX-SUPPLIES & MATERIALS	6,000	6,000	92
				5-ADMINISTRATION Total		6,000	6,000	92
3258EM Total						106,000	15,887	92
3259EM	FLORIDA	RITA	9/20/2005	2-INFRASTRUCTURE	416X-PUBLIC ASSISTANCE	9,100,000	8,921,857	4,984,156
				2-INFRASTRUCTURE Total		9,100,000	8,921,857	4,984,156
				4-OPERATIONS	2508-MISSIONS-DFA	10,000	10,000	
				4-OPERATIONS Total		10,000	10,000	
				5-ADMINISTRATION	11XX-SALARIES & BENEFITS 21XX-TRAVEL 22XX-TRANSPORTION 23XX-RENT, COMM, UTILITIES 24XX-PRINT & REPRO 2501-MISSIONS-FOS 26XX-SUPPLIES & MATERIALS	19,741 25,060	19,741 25,060	19,741 25,060
						1,236,000	1,236,000	24,459

PROG CODE	STATE NAME	EVENT NAME	DECLARED	PROGRAM AREA	PROGRAM NAME	ALLOCATIONS	OBLIGATIONS	EXPENDITURES
5-ADMINISTRATION Total						1,280,801	1,280,801	69,260
3259EM Total						10,390,801	10,212,657	5,053,416
3260EM	LOUISIANA	RITA	9/21/2005	2-INFRASTRUCTURE	416X-PUBLIC ASSISTANCE			
2-INFRASTRUCTURE Total								
4-OPERATIONS						2508-MISSIONS-DFA	100,000	100,000
4-OPERATIONS Total						100,000	100,000	
5-ADMINISTRATION						11XX-SALARIES & BENEFITS		
						21XX-TRAVEL		
						22XX-TRANSPORTION		
						23XX-RENT, COMM, UTILITIES		
						24XX-PRINT & REPRO		
						2501-MISSIONS-FOS	175,000	175,000
						26XX-SUPPLIES & MATERIALS		
5-ADMINISTRATION Total						175,000	175,000	
3260EM Total						275,000	275,000	
3261EM	TEXAS	RITA	9/21/2005	2-INFRASTRUCTURE	416X-PUBLIC ASSISTANCE	6,015,000	5,832,888	5,258,081
2-INFRASTRUCTURE Total						6,015,000	5,832,888	5,258,081
4-OPERATIONS						2508-MISSIONS-DFA	5,000,000	5,000,000
4-OPERATIONS Total						5,000,000	5,000,000	
5-ADMINISTRATION						11XX-SALARIES & BENEFITS	18,793	18,793
						21XX-TRAVEL	13,238	13,238
						22XX-TRANSPORTION		
						23XX-RENT, COMM, UTILITIES	50,000	50,000
						24XX-PRINT & REPRO	20,000	20,000
						2501-MISSIONS-FOS	97,630,802	97,630,802
						25XX-OTHER SERVICES	1,165,737	1,165,737
						26XX-SUPPLIES & MATERIALS	591,787	591,787
						31XX-EQUIPMENT	1,363,983	1,363,983
5-ADMINISTRATION Total						100,854,341	100,854,341	6,262,208
3261EM Total						111,869,341	111,687,228	11,520,289
3262EM	NEW YORK	KATRINA	9/30/2005	2-INFRASTRUCTURE	416X-PUBLIC ASSISTANCE	1,258,446	1,258,446	992,025
2-INFRASTRUCTURE Total						1,258,446	1,258,446	992,025
5-ADMINISTRATION						11XX-SALARIES & BENEFITS	221,350	211,751
						21XX-TRAVEL	70,800	70,792
						22XX-TRANSPORTION	200	200
5-ADMINISTRATION Total						292,350	282,743	276,580
3262EM Total						1,550,796	1,541,189	1,268,605
3263EM	DELAWARE	KATRINA	9/30/2005	2-INFRASTRUCTURE	416X-PUBLIC ASSISTANCE	101,941	100,286	77,707
2-INFRASTRUCTURE Total						101,941	100,286	77,707
5-ADMINISTRATION						11XX-SALARIES & BENEFITS	45,400	
						21XX-TRAVEL	3,500	443
5-ADMINISTRATION Total						48,900	443	443
3263EM Total						150,841	100,729	78,150
Grand Total						36,113,137,017	33,356,670,281	19,398,375,993

FINANCIAL INFORMATION TOOL
FOR HURRICANE KATRINA, RITA, & WILMA DECLARATIONS ONLY
MISSION ASSIGNMENTS ONLY

AS OF 06-14-2006

AGENCY	OBLIGATIONS	EXPENDITURES
AID	17,354,000	13,561
APHIS	400,000	
ARC	55,000	11,159
BIA	317,600	
BTS	200,000	
BUREC	2,089,000	
CBP	42,957,949	6,226,284
CDC	20,098,500	
CIA	200,000	
CNCS	5,905,500	
COE-LRD	15,000	2,522
COE-MVD	4,213,469,516	329,415,489
COE-NAD		
COE-SAD	475,067,982	75,095,736
COE-SWD	265,928,900	20,974,334
DHSOIG	200,000	
DHUD	83,065,000	35,059,832
DOC	1,400,000	409,820
DOD	1,179,773,169	291,994,914
DOE	505,000	
DOED	230,000	
DOI	1,357,784	
DOL	325,000	17,938
DOS	55,000	
DOT	540,430,482	228,518,954
EEOC	200,000	
EPA	368,871,200	9,398,166
FAA		
FCC	200,000	
FCSIC	200,000	
FLETC	460,103	438,223
FMSHRC	200,000	
FNS	20,000	
FPS	217,233,685	62,176,215
GSA	78,703,268	454,367

AGENCY	OBLIGATIONS	EXPENDITURES
HHS	255,367,806	
IAIP	214,000	
ICE	36,417,200	266,152
MSPB	2,000	
NAR	625,000	
NASA	541,500	
NCPC	20,000	
NCS	13,220,685	102,381
NCUA		
NGA	1,310,000	5,714
NLRB	240,000	48,259
NOAA	5,155,000	
NPS	157,000	
NRC	200,000	
NSF	200,000	
OCFO	210,000	
OPM	615,000	
OSHA	21,225,000	
OSLGCP	200,000	
RRB	25,000	5,419
S&T	100,000	
SBA	200,000	
SCS	11,800	
SEC	2,000	
SSA	1,225,000	200,000
TREAS	2,690,650	61,714
TSA	455,000	
TVA	11,264,271	2,198,750
USCG	442,418,501	11,353,911
USCIS	910,000	
USDA	19,360,500	
USDJ	55,674,600	3,300,991
USFS	365,680,288	4,262,381
USFWS		
USGS	507,300	
USPC	5,697,217	546,985
USPHS		
USPS	1,126,889	129,208
USSS	8,800	
VA	10,075,000	
Grand Total	8,770,841,646	1,082,689,382

**FINANCIAL INFORMATION TOOL
FOR HURRICANE KATRINA, RITA, & WILMA DECLARATIONS ONLY
MISSION ASSIGNMENTS ONLY
AS OF 06-14-2006**

PROG CODE	STATE NAME	EVENT NAME	AGENCY	PROGRAM NAME	OBLIGATIONS	EXPENDITURES
1602DR	FLORIDA	KATRINA	CBP	2501-MISSIONS-FOS	11,447,424	6,226,284
			COE-SAD	2501-MISSIONS-FOS	335,000	43,895
			DOD	2501-MISSIONS-FOS	100,000	
			DOE	2501-MISSIONS-FOS	10,000	
			DOT	2501-MISSIONS-FOS	2,018,500	144,068
			EPA	2501-MISSIONS-FOS	20,000	
			GSA	2501-MISSIONS-FOS	155,000	
			HHS	2501-MISSIONS-FOS	365,000	
			NCS	2501-MISSIONS-FOS	10,000	
			USCG	2501-MISSIONS-FOS	1	
			USDA	2501-MISSIONS-FOS	10,000	
				2507-MISSIONS-TA	10,000	
				USFS	2501-MISSIONS-FOS	725,000
1602DR Total					15,205,925	6,414,246
1603DR	LOUISIANA	KATRINA	APHIS	2501-MISSIONS-FOS	368,000	
				2508-MISSIONS-DFA	12,000	
			ARC	2501-MISSIONS-FOS	50,000	11,159
			BUREC	2501-MISSIONS-FOS	1,089,000	
			CBP	2501-MISSIONS-FOS	16,005,525	
			CDC	2508-MISSIONS-DFA	17,423,500	
			CNCS	2501-MISSIONS-FOS	2,400,000	
			COE-MVD	2501-MISSIONS-FOS	47,417,364	2,760,262
				2507-MISSIONS-TA	7,000,000	253,090
				2508-MISSIONS-DFA	2,054,492,000	55,151,571
			DHUD	2501-MISSIONS-FOS	3,695,000	872,238
				2508-MISSIONS-DFA	79,000,000	34,184,914
			DOC	2501-MISSIONS-FOS	150,000	
			DOD	2501-MISSIONS-FOS	274,469,427	15,014,585
				2507-MISSIONS-TA	271,500	
				2508-MISSIONS-DFA	24,812,000	1,188,791
			DOE	2501-MISSIONS-FOS	80,000	
			DOED	2508-MISSIONS-DFA		
			DOI	2501-MISSIONS-FOS	329,000	
			DOL	2501-MISSIONS-FOS		
			DOS	2501-MISSIONS-FOS	55,000	
			DOT	2501-MISSIONS-FOS	71,193,000	5,675,458
				2508-MISSIONS-DFA	267,000,000	149,417,293
			EPA	2501-MISSIONS-FOS	22,517,000	
				2507-MISSIONS-TA	2,500,000	
				2508-MISSIONS-DFA	197,000,000	
			FNS	2501-MISSIONS-FOS	20,000	
			FPS	2501-MISSIONS-FOS	132,651,820	61,833,932
				2507-MISSIONS-TA		
				2508-MISSIONS-DFA		
			GSA	2501-MISSIONS-FOS	2,805,000	64,864
				2508-MISSIONS-DFA		
			HHS	2501-MISSIONS-FOS	615,000	
2507-MISSIONS-TA	30,000					
2508-MISSIONS-DFA	81,649,806					

PROG CODE	STATE NAME	EVENT NAME	AGENCY	PROGRAM NAME	OBLIGATIONS	EXPENDITURES
			ICE	2501-MISSIONS-FOS	12,405,000	
				2508-MISSIONS-DFA	18,500,000	
			NAR	2508-MISSIONS-DFA	600,000	
			NASA	2501-MISSIONS-FOS	91,500	
			NCS	2501-MISSIONS-FOS	3,900,000	102,381
				2508-MISSIONS-DFA	1,000,000	
			NGA	2501-MISSIONS-FOS	520,000	
			NOAA	2501-MISSIONS-FOS	1,750,000	
			OCFO	2501-MISSIONS-FOS	10,000	
			OSHA	2501-MISSIONS-FOS	125,000	
			SBA	2501-MISSIONS-FOS		
			TREAS	2501-MISSIONS-FOS	110,000	
			TVA	2501-MISSIONS-FOS	1,937,772	830,284
				2508-MISSIONS-DFA		
			USCG	2501-MISSIONS-FOS	3,275,000	
				2507-MISSIONS-TA	37,500	
				2508-MISSIONS-DFA	165,000,000	11,162,254
			USDA	2501-MISSIONS-FOS	1,176,000	
				2508-MISSIONS-DFA	10,000,000	
			USDJ	2501-MISSIONS-FOS	2,764,600	
				2507-MISSIONS-TA	150,000	
				2508-MISSIONS-DFA	45,313,000	3,219,744
			USFS	2501-MISSIONS-FOS	138,600,000	4,200,758
				2508-MISSIONS-DFA		
			USGS	2501-MISSIONS-FOS	250,000	
			USPHS	2501-MISSIONS-FOS		
			USPS	2501-MISSIONS-FOS	83,270	83,270
			VA	2501-MISSIONS-FOS	50,000	
1603DR Total					3,714,749,585	346,026,848
1604DR	MISSISSIPPI	KATRINA	AID	2501-MISSIONS-FOS	17,314,000	10,734
			BTS	2501-MISSIONS-FOS	200,000	
			CBP	2501-MISSIONS-FOS	3,505,000	
				2508-MISSIONS-DFA		
			CNCS	2501-MISSIONS-FOS	7,500	
				2508-MISSIONS-DFA	1,508,000	
			COE-LRD	2501-MISSIONS-FOS	15,000	2,522
			COE-MVD	2501-MISSIONS-FOS	454,575,740	59,754,561
				2507-MISSIONS-TA	243,256	124,508
				2508-MISSIONS-DFA	1,271,755,595	156,430,598
			COE-SAD	2501-MISSIONS-FOS		
			DHSOIG	2501-MISSIONS-FOS	200,000	
			DHUD	2501-MISSIONS-FOS	150,000	2,680
			DOC	2501-MISSIONS-FOS	1,000,000	409,820
				2507-MISSIONS-TA	50,000	
			DOD	2501-MISSIONS-FOS	770,190,415	267,306,150
				2508-MISSIONS-DFA	54,950,345	3,703,861
			DOE	2501-MISSIONS-FOS	270,000	
			DOED	2501-MISSIONS-FOS	205,000	
			DOI	2501-MISSIONS-FOS	995,400	
			DOL	2501-MISSIONS-FOS	325,000	17,938
			DOS	2501-MISSIONS-FOS		
			DOT	2501-MISSIONS-FOS	60,635,314	20,049,125
				2507-MISSIONS-TA	50,000	
				2508-MISSIONS-DFA	3,353,213	
			EEOC	2501-MISSIONS-FOS	200,000	

PROG CODE	STATE NAME	EVENT NAME	AGENCY	PROGRAM NAME	OBLIGATIONS	EXPENDITURES
			EPA	2501-MISSIONS-FOS	2,529,200	749,562
				2507-MISSIONS-TA	12,300,000	1,543,423
				2508-MISSIONS-DFA	57,000,000	6,477,839
			FAA	2501-MISSIONS-FOS		
			FCC	2501-MISSIONS-FOS	200,000	
			FCSIC	2501-MISSIONS-FOS	200,000	
			FLETC	2501-MISSIONS-FOS	460,103	438,223
			FMSHRC	2501-MISSIONS-FOS	200,000	
			FPS	2501-MISSIONS-FOS	28,452,767	252,567
				2508-MISSIONS-DFA	700,000	35,231
			GSA	2501-MISSIONS-FOS	60,208,268	361,958
				2508-MISSIONS-DFA		
			HHS	2501-MISSIONS-FOS	695,000	
				2507-MISSIONS-TA	207,500	
				2508-MISSIONS-DFA	64,815,500	
			IAIP	2501-MISSIONS-FOS	214,000	
			ICE	2501-MISSIONS-FOS	5,012,200	266,152
			MSPB	2501-MISSIONS-FOS	2,000	
			NAR	2501-MISSIONS-FOS	25,000	
			NASA	2501-MISSIONS-FOS	400,000	
				2508-MISSIONS-DFA	50,000	
			NCPC	2501-MISSIONS-FOS	20,000	
			NCS	2501-MISSIONS-FOS	2,325,000	
				2508-MISSIONS-DFA		
			NCUA	2501-MISSIONS-FOS		
			NGA	2501-MISSIONS-FOS	100,000	5,714
			NLRB	2501-MISSIONS-FOS	240,000	48,259
			NOAA	2501-MISSIONS-FOS		
				2508-MISSIONS-DFA	500,000	
			NPS	2507-MISSIONS-TA	157,000	
			NRC	2501-MISSIONS-FOS	200,000	
			NSF	2501-MISSIONS-FOS	200,000	
			OCFO	2501-MISSIONS-FOS	200,000	
			OPM	2501-MISSIONS-FOS	615,000	
			OSHA	2501-MISSIONS-FOS	21,100,000	
			OSLGCP	2501-MISSIONS-FOS	200,000	
			RRB	2501-MISSIONS-FOS	25,000	5,419
			S&T	2501-MISSIONS-FOS	100,000	
			SBA	2501-MISSIONS-FOS	200,000	
			SCS	2501-MISSIONS-FOS	11,800	
			SEC	2501-MISSIONS-FOS	2,000	
			SSA	2501-MISSIONS-FOS	1,025,000	200,000
			TREAS	2501-MISSIONS-FOS	2,320,650	31,218
			TSA	2501-MISSIONS-FOS	455,000	
			TVA	2501-MISSIONS-FOS	2,610,876	379,939
			USCG	2501-MISSIONS-FOS	13,970,000	44,416
				2508-MISSIONS-DFA	231,000,000	
			USCIS	2501-MISSIONS-FOS	910,000	
			USDA	2501-MISSIONS-FOS	112,000	
				2507-MISSIONS-TA	12,500	
				2508-MISSIONS-DFA	1,200,000	
			USDJ	2501-MISSIONS-FOS	2,535,000	
				2508-MISSIONS-DFA	4,867,000	81,247
			USFS	2501-MISSIONS-FOS	8,495,000	
				2507-MISSIONS-TA	50,000	

PROG CODE	STATE NAME	EVENT NAME	AGENCY	PROGRAM NAME	OBLIGATIONS	EXPENDITURES
				2508-MISSIONS-DFA	5,500,000	631
			USGS	2501-MISSIONS-FOS	125,300	
			USPC	2501-MISSIONS-FOS	4,697,217	546,985
			USPS	2501-MISSIONS-FOS	43,619	28,619
			USSS	2501-MISSIONS-FOS	8,800	
			VA	2501-MISSIONS-FOS	25,000	
1604DR Total					3,181,529,078	519,309,898
1605DR	ALABAMA	KATRINA	AID	2501-MISSIONS-FOS	40,000	2,827
			CNCS	2508-MISSIONS-DFA	500,000	
			COE-SAD	2501-MISSIONS-FOS	30,300,000	11,811,560
				2508-MISSIONS-DFA	151,000,000	51,280,277
			DHUD	2501-MISSIONS-FOS		
			DOD	2501-MISSIONS-FOS	2,669,482	
			DOE	2501-MISSIONS-FOS	10,000	
			DOS	2501-MISSIONS-FOS		
			DOT	2501-MISSIONS-FOS	24,057,500	12,226,036
			EPA	2501-MISSIONS-FOS	10,000	4,164
				2507-MISSIONS-TA	3,000,000	119,628
				2508-MISSIONS-DFA	27,000,000	490,047
			FPS	2501-MISSIONS-FOS	5,452,500	54,485
			GSA	2501-MISSIONS-FOS	11,260,000	
			HHS	2501-MISSIONS-FOS	50,000	
				2508-MISSIONS-DFA		
			NCS	2501-MISSIONS-FOS	73,000	
			TREAS	2501-MISSIONS-FOS	180,000	30,496
			TVA	2501-MISSIONS-FOS	3,457,622	988,528
			USCG	2501-MISSIONS-FOS	2,275,000	147,242
				2508-MISSIONS-DFA		
			USDA	2501-MISSIONS-FOS	20,000	
			USFS	2501-MISSIONS-FOS	1,260,000	22,030
			USGS	2501-MISSIONS-FOS	70,500	
			USPS	2501-MISSIONS-FOS	1,000,000	17,319
1605DR Total					263,685,605	77,194,641
1606DR	TEXAS	RITA	ARC	2501-MISSIONS-FOS		
			BIA	2508-MISSIONS-DFA	317,600	
			CNCS	2508-MISSIONS-DFA	240,000	
			COE-MVD	2507-MISSIONS-TA	50,000	
			COE-SWD	2501-MISSIONS-FOS	41,888,900	7,111,335
				2507-MISSIONS-TA	100,000	10,594
				2508-MISSIONS-DFA	213,350,000	13,837,448
			DHUD	2501-MISSIONS-FOS	120,000	
			DOD	2501-MISSIONS-FOS	23,100,000	
				2508-MISSIONS-DFA	2,810,000	
			DOE	2501-MISSIONS-FOS	50,000	
			DOI	2501-MISSIONS-FOS	5,000	
			DOT	2501-MISSIONS-FOS	30,330,468	19,034,405
			EPA	2501-MISSIONS-FOS	10,000	
			FPS	2501-MISSIONS-FOS	7,440,000	
			GSA	2501-MISSIONS-FOS	30,000	
			HHS	2501-MISSIONS-FOS	23,000,000	
			NCS	2501-MISSIONS-FOS	340,000	
			NGA	2501-MISSIONS-FOS	690,000	
			NOAA	2501-MISSIONS-FOS	2,790,000	
			TREAS	2501-MISSIONS-FOS	70,000	
			TVA	2501-MISSIONS-FOS	2,080,000	

PROG CODE	STATE NAME	EVENT NAME	AGENCY	PROGRAM NAME	OBLIGATIONS	EXPENDITURES
			USCG	2501-MISSIONS-FOS	100,000	
				2508-MISSIONS-DFA	8,000,000	
			USDA	2501-MISSIONS-FOS	280,000	
				2508-MISSIONS-DFA	650,000	
			USFS	2501-MISSIONS-FOS	124,050,000	
			USGS	2501-MISSIONS-FOS	8,000	
			USPC	2501-MISSIONS-FOS	1,000,000	
		VA	2508-MISSIONS-DFA	10,000,000		
1606DR Total					492,899,968	39,993,780
1607DR	LOUISIANA	RITA	BUREC	2501-MISSIONS-FOS	1,000,000	
			CDC	2501-MISSIONS-FOS		
			COE-MVD	2501-MISSIONS-FOS	2,175,000	616,636
				2507-MISSIONS-TA	600,000	175,935
				2508-MISSIONS-DFA	375,000,000	54,091,925
			DOD	2501-MISSIONS-FOS		
				2508-MISSIONS-DFA	11,000,000	1,576,361
			DOT	2501-MISSIONS-FOS	25,110,000	9,677,971
				2508-MISSIONS-DFA	10,000,000	490,697
			EPA	2508-MISSIONS-DFA	39,500,000	
			FPS	2501-MISSIONS-FOS	5,000,000	
			GSA	2501-MISSIONS-FOS	500,000	
			HHS	2508-MISSIONS-DFA	20,100,000	
			NCS	2501-MISSIONS-FOS	5,002,685	
			TREAS	2501-MISSIONS-FOS	10,000	
			USCG	2508-MISSIONS-DFA	18,400,000	
			USDA	2508-MISSIONS-DFA	5,500,000	
			USFS	2508-MISSIONS-DFA	35,000,000	
			USGS	2508-MISSIONS-DFA	36,000	
1607DR Total					553,933,685	66,629,526
1609DR	FLORIDA	WILMA	CIA	2501-MISSIONS-FOS	200,000	
			CNCS	2508-MISSIONS-DFA	1,250,000	
			COE-SAD	2501-MISSIONS-FOS	70,327,982	10,707,835
				2507-MISSIONS-TA	600,000	17,025
				2508-MISSIONS-DFA	222,350,000	1,210,685
			DOC	2501-MISSIONS-FOS	200,000	
			DOD	2501-MISSIONS-FOS	2,650,000	
				2508-MISSIONS-DFA	900,000	6,277
			DOE	2501-MISSIONS-FOS	55,000	
			DOI	2508-MISSIONS-DFA	28,384	
			DOT	2501-MISSIONS-FOS	35,246,685	8,849,014
			EPA	2501-MISSIONS-FOS	40,000	4,264
				2507-MISSIONS-TA	100,000	3,050
				2508-MISSIONS-DFA	300,000	
			FPS	2501-MISSIONS-FOS	30,371,512	
				2508-MISSIONS-DFA	150,000	
			GSA	2501-MISSIONS-FOS	130,000	3,334
			HHS	2501-MISSIONS-FOS	1,230,000	
				2508-MISSIONS-DFA	8,165,000	
			NCS	2501-MISSIONS-FOS	40,000	
				2508-MISSIONS-DFA		
			NOAA	2508-MISSIONS-DFA	115,000	
			NPS	2501-MISSIONS-FOS		
			SSA	2501-MISSIONS-FOS	200,000	
			USCG	2501-MISSIONS-FOS	50,000	
				2508-MISSIONS-DFA	70,000	

PROG CODE	STATE NAME	EVENT NAME	AGENCY	PROGRAM NAME	OBLIGATIONS	EXPENDITURES
			USDA	2501-MISSIONS-FOS	330,000	
			USDJ	2501-MISSIONS-FOS	45,000	
			USFS	2501-MISSIONS-FOS	5,580,000	
			USFWS	2501-MISSIONS-FOS		
			USGS	2501-MISSIONS-FOS	2,500	
1609DR Total					380,727,063	20,801,483
3212EM	LOUISIANA	KATRINA	DOD	2501-MISSIONS-FOS	250,000	
			DOT	2501-MISSIONS-FOS	6,120,000	134,840
			GSA	2501-MISSIONS-FOS		
				2508-MISSIONS-DFA	1,500,000	2,096
			NCS	2501-MISSIONS-FOS		
3212EM Total					7,870,000	136,936
3213EM	MISSISSIPPI	KATRINA	COE-MVD	2501-MISSIONS-FOS	160,561	56,405
			COE-SAD	2501-MISSIONS-FOS		
			DOD	2501-MISSIONS-FOS	10,000	8,103
			DOE	2501-MISSIONS-FOS	20,000	
			DOT	2501-MISSIONS-FOS	35,000	16,074
			EPA	2501-MISSIONS-FOS	10,000	6,189
			FPS	2501-MISSIONS-FOS	188,608	
			GSA	2501-MISSIONS-FOS	1,760,000	6,791
			HHS	2501-MISSIONS-FOS	50,000	
			NCS	2501-MISSIONS-FOS	10,000	
			TVA	2501-MISSIONS-FOS	288,000	
			USDA	2501-MISSIONS-FOS	20,000	
			USFS	2501-MISSIONS-FOS	60,288	
3213EM Total					2,612,457	93,561
3214EM	ALABAMA	KATRINA	APHIS	2501-MISSIONS-FOS		
			COE-SAD	2501-MISSIONS-FOS		
			DOD	2501-MISSIONS-FOS		
			DOE	2501-MISSIONS-FOS		
			DOT	2501-MISSIONS-FOS		
			EPA	2501-MISSIONS-FOS		
				2507-MISSIONS-TA		
			FPS	2501-MISSIONS-FOS	31,478	
			GSA	2501-MISSIONS-FOS		
			HHS	2501-MISSIONS-FOS		
			NCS	2501-MISSIONS-FOS		
			TVA	2501-MISSIONS-FOS		
			USCG	2501-MISSIONS-FOS		
			USDA	2501-MISSIONS-FOS		
			USFS	2501-MISSIONS-FOS		
3214EM Total					31,478	
3215EM	ARKANSAS	KATRINA	DOT	2501-MISSIONS-FOS	50,000	
				2508-MISSIONS-DFA	500,000	
			FPS	2501-MISSIONS-FOS	460,000	
			GSA	2501-MISSIONS-FOS	60,000	7,452
			HHS	2501-MISSIONS-FOS	10,000	
				2508-MISSIONS-DFA	3,000,000	
3215EM Total					4,080,000	7,452
3216EM	TEXAS	KATRINA	CDC	2508-MISSIONS-DFA	2,675,000	
			DHUD	2501-MISSIONS-FOS	100,000	
			DOD	2501-MISSIONS-FOS	20,000	
				2508-MISSIONS-DFA		
			DOED	2501-MISSIONS-FOS	25,000	
			DOT	2501-MISSIONS-FOS	650,000	632,826

PROG CODE	STATE NAME	EVENT NAME	AGENCY	PROGRAM NAME	OBLIGATIONS	EXPENDITURES
				2508-MISSIONS-DFA	2,500,000	1,300,346
			FPS	2501-MISSIONS-FOS	6,000,000	
			GSA	2501-MISSIONS-FOS	285,000	7,872
			HHS	2501-MISSIONS-FOS	80,000	
				2508-MISSIONS-DFA	10,050,000	
			ICE	2501-MISSIONS-FOS	500,000	
			TVA	2501-MISSIONS-FOS	890,000	
			USFS	2501-MISSIONS-FOS	5,000	2,656
				2508-MISSIONS-DFA	22,500,000	34,343
			USGS	2508-MISSIONS-DFA	15,000	
3216EM Total					46,295,000	1,978,042
3217EM	TENNESSEE	KATRINA	HHS	2501-MISSIONS-FOS	2,000	
				2507-MISSIONS-TA	5,000	
			USDA	2501-MISSIONS-FOS		
3217EM Total					7,000	
3218EM	GEORGIA	KATRINA	HHS	2501-MISSIONS-FOS	52,000	
			USDA	2501-MISSIONS-FOS		
3218EM Total					52,000	
3222EM	NORTH CAROLINA	KATRINA	HHS	2501-MISSIONS-FOS	2,000	
			USDA	2501-MISSIONS-FOS		
3222EM Total					2,000	
3223EM	UTAH	KATRINA	GSA	2508-MISSIONS-DFA		
3223EM Total						
3224EM	COLORADO	KATRINA	GSA	2501-MISSIONS-FOS		
3224EM Total						
3231EM	KENTUCKY	KATRINA	HHS	2501-MISSIONS-FOS	2,000	
			USDA	2501-MISSIONS-FOS		
3231EM Total					2,000	
3232EM	MISSOURI	KATRINA	ARC	2501-MISSIONS-FOS	5,000	
3232EM Total					5,000	
3233EM	SOUTH CAROLINA	KATRINA	HHS	2501-MISSIONS-FOS	2,000	
			USDA	2501-MISSIONS-FOS		
3233EM Total					2,000	
3237EM	ALABAMA	KATRINA	HHS	2508-MISSIONS-DFA	1,000,000	
3237EM Total					1,000,000	
3241EM	ARIZONA	KATRINA	USFS	2501-MISSIONS-FOS	2,000,000	1,963
3241EM Total					2,000,000	1,963
3259EM	FLORIDA	RITA	APHIS	2501-MISSIONS-FOS	10,000	
				2508-MISSIONS-DFA	10,000	
			COE-NAD	2501-MISSIONS-FOS		
			COE-SAD	2501-MISSIONS-FOS	155,000	24,459
			DOD	2501-MISSIONS-FOS	255,000	
			DOE	2501-MISSIONS-FOS	10,000	
			DOT	2501-MISSIONS-FOS	10,000	
			EPA	2501-MISSIONS-FOS	10,000	
			FPS	2501-MISSIONS-FOS	10,000	
			GSA	2501-MISSIONS-FOS		
			HHS	2501-MISSIONS-FOS	10,000	
			NCS	2501-MISSIONS-FOS	10,000	
			USCG	2501-MISSIONS-FOS	16,000	
			USDA	2501-MISSIONS-FOS	10,000	
			USFS	2501-MISSIONS-FOS	730,000	
3259EM Total					1,246,000	24,459
3260EM	LOUISIANA	RITA	COE-MVD	2508-MISSIONS-DFA		
			DOD	2501-MISSIONS-FOS		

PROG CODE	STATE NAME	EVENT NAME	AGENCY	PROGRAM NAME	OBLIGATIONS	EXPENDITURES
				2508-MISSIONS-DFA		
			DOT	2508-MISSIONS-DFA		
			EPA	2501-MISSIONS-FOS	25,000	
			FPS	2501-MISSIONS-FOS	125,000	
				2508-MISSIONS-DFA	100,000	
			HHS	2508-MISSIONS-DFA		
			USCG	2501-MISSIONS-FOS	25,000	
3260EM Total					275,000	
3261EM	TEXAS	RITA	ARC	2501-MISSIONS-FOS		
			CBP	2501-MISSIONS-FOS	12,000,000	
			COE-SWD	2501-MISSIONS-FOS	5,590,000	14,958
				2508-MISSIONS-DFA	5,000,000	
			DOD	2501-MISSIONS-FOS	11,315,000	3,190,787
			DOT	2501-MISSIONS-FOS	1,570,802	870,802
			EPA	2501-MISSIONS-FOS	5,000,000	
			FPS	2501-MISSIONS-FOS	100,000	
			GSA	2501-MISSIONS-FOS	10,000	
			HHS	2501-MISSIONS-FOS	40,180,000	
			NCS	2501-MISSIONS-FOS	510,000	
			USCG	2501-MISSIONS-FOS	200,000	
			USDA	2501-MISSIONS-FOS	30,000	
			USFS	2501-MISSIONS-FOS	21,125,000	
3261EM Total					102,630,802	4,076,547
Grand Total					8,770,841,646	1,082,689,382

FINANCIAL INFORMATION TOOL

**SUMMARY OF ALL PUBLIC ASSISTANCE OBLIGATIONS FOR
NEW ORLEANS METROPOLITAN STATISTICAL AREA ONLY**

AS OF 06-14-2006

PROGRAM CODE	PROGRAM NAME	VENDOR COUNTY	NEMIS APPROVED OBLIGATIONS
1603DR	416X-PUBLIC ASSISTANCE	Jefferson	123,697,281.52
		Orleans	356,646,211.99
		Plaquemines	95,998,754.16
		St. Bernard	440,869,578.50
		St. Charles	20,419,943.78
		St. James	1,950,479.01
		St. John the Baptist	3,247,258.52
		St. Tammany	216,995,361.05
1603DR Total			1,259,824,868.53
1607DR	416X-PUBLIC ASSISTANCE	Jefferson	535,132.35
		Orleans	29,745.67
		Plaquemines	11,930.11
		St. Bernard	20,495.97
		St. Charles	288,952.41
		St. James	2,012.25
		St. John the Baptist	83,278.36
1607DR Total			971,547.12
Grand Total			1,260,796,415.65

FINANCIAL INFORMATION TOOL

PUBLIC ASSISTANCE OBLIGATIONS FOR NEW ORLEANS METROPOLITAN STATISTICAL AREA ONLY

AS OF 06-14-2006

PROGRAM NAME	PROGRAM CATEGORY	VENDOR COUNTY	NEMIS APPROVED OBLIGATIONS		
			KATRINA	RITA	GRAND TOTAL
			1603DR	1607DR	
416X-PUBLIC ASSISTANCE	416X-A DEBRIS REMOVAL	Jefferson	79,569,436.59	204,274.13	79,773,710.72
		Orleans	12,199,479.43		12,199,479.43
		Plaquemines	27,493,345.29		27,493,345.29
		St. Bernard	251,594,446.77		251,594,446.77
		St. Charles	871,017.96		871,017.96
		St. James	444,231.01		444,231.01
		St. John the Baptist	378,876.83		378,876.83
		St. Tammany	182,868,380.64		182,868,380.64
		416X-A DEBRIS REMOVAL Total		555,419,214.52	204,274.13
	416X-B PROTECTIVE MEASURES	Jefferson	34,783,335.32	330,858.22	35,114,193.54
		Orleans	190,906,931.16	29,745.67	190,936,676.83
		Plaquemines	26,242,827.06	11,930.11	26,254,757.17
		St. Bernard	150,519,890.54	20,495.97	150,540,386.51
		St. Charles	17,643,957.15	288,952.41	17,932,909.56
		St. James	1,056,289.45	2,012.25	1,058,301.70
		St. John the Baptist	2,108,708.78	83,278.36	2,191,987.14
		St. Tammany	20,834,930.41		20,834,930.41
		416X-B PROTECTIVE MEASURES Total		444,096,869.87	767,272.99
	416X-C ROADS & BRIDGES	Jefferson	155,636.06		155,636.06
		Orleans	4,671,517.35		4,671,517.35
		Plaquemines	765,664.32		765,664.32
		St. Bernard	3,438,426.47		3,438,426.47
		St. Charles	15,260.63		15,260.63
		St. James	43,357.27		43,357.27
		St. John the Baptist	99,803.93		99,803.93
		St. Tammany	2,134,052.76		2,134,052.76
		416X-C ROADS & BRIDGES Total		11,323,718.79	
	416X-D WATER CONTROL FACILITIES	Jefferson	1,119,716.24		1,119,716.24
		Orleans	0.00		0.00
Plaquemines		689,355.34		689,355.34	
St. Bernard		97,750.29		97,750.29	
St. Charles		162,706.42		162,706.42	
St. Tammany		1,039,839.21		1,039,839.21	
416X-D WATER CONTROL FACILITIES Total		3,109,367.50		3,109,367.50	
416X-E PUBLIC BUILDINGS	Jefferson	6,317,415.57		6,317,415.57	
	Orleans	64,143,934.92		64,143,934.92	
	Plaquemines	31,818,927.08		31,818,927.08	
	St. Bernard	30,898,165.18		30,898,165.18	
	St. Charles	1,541,927.04		1,541,927.04	
	St. James	264,378.48		264,378.48	
	St. John the Baptist	651,136.50	0.00	651,136.50	
	St. Tammany	6,671,850.42		6,671,850.42	
	416X-E PUBLIC BUILDINGS Total		142,307,735.19	0.00	142,307,735.19
416X-F PUBLIC UTILITIES	Jefferson	510,779.79	0.00	510,779.79	
	Orleans	77,494,046.64		77,494,046.64	
	Plaquemines	3,402,617.85		3,402,617.85	
	St. Bernard	1,208,527.56		1,208,527.56	
	St. Charles	54,628.05		54,628.05	
	St. James	41,590.30		41,590.30	
	St. John the Baptist	2,245.49		2,245.49	
	St. Tammany	2,554,415.43		2,554,415.43	
	416X-F PUBLIC UTILITIES Total		85,268,851.11	0.00	85,268,851.11
416X-G RECREATIONAL/OTHER	Jefferson	1,240,961.95		1,240,961.95	
	Orleans	7,230,302.49		7,230,302.49	
	Plaquemines	5,586,017.22		5,586,017.22	
	St. Bernard	3,112,371.69		3,112,371.69	
	St. Charles	130,446.53		130,446.53	
	St. James	100,632.50		100,632.50	
	St. John the Baptist	6,486.99		6,486.99	
	St. Tammany	891,892.18		891,892.18	
	416X-G RECREATIONAL/OTHER Total		18,299,111.55		18,299,111.55
Grand Total		1,259,824,868.53	971,547.12	1,260,796,415.65	

DISASTER RELIEF Terms Used

Direct/Support: Direct disaster programs provide resources to specifically address the short-, medium-, and long-term consequences of an event on both individuals and communities for declared disasters, emergencies, and fire management assistance grants. Direct costs also support pre-declaration activity (e.g., pre-positioning equipment and people before a hurricane strikes). Disaster support programs allow the Federal Emergency Management Agency (FEMA) to maintain critical, ongoing disaster operations and support infrastructure that supports the timely delivery of all of FEMA's disaster assistance programs. These resources provide for disaster-related support activities, which encompass ongoing operational capabilities that are not readily attributable to any one specific declared disaster.

Allocations: Funds set aside for declarations based on estimated needs for the next 30 days or less.

Commitments: Funds reserved in financial system based on specific requisitions in anticipation of their obligation.

Obligations: Obligations are recorded against allocated funds when contracts are signed, grants awarded, trips taken, mission assignments signed, etc.

Mission Assignments: Through Mission Assignments, FEMA tasks and reimburses Other Federal Agencies (OFAs) for providing services under the Stafford Act. These Mission Assignments fall into three categories:

- *Technical Assistance (TA):* OFAs provide expertise to States; 100% Federally funded; No State cost share
- *Direct Federal Assistance (DFA):* Requested by State; subject to State cost share (unless waived in response timeframe); Goods and services provided to the State to save lives and protect property
- *Federal Operations Support (FOS):* 100% Federally funded; No State cost share; Fed to Fed field operations support. This category reflects agreements with Federal agencies to perform services such as providing search and rescue operations, health and medical support, assisting with disease prevention and control, transportation of disaster victims, and delivery of food, water and other essential commodities to disaster victims.

Human Services Categories:

- *Unemployment:* Disaster Unemployment Assistance for individuals who lose their job as a result of a Presidentially-declared disaster and are not covered by regular unemployment insurance.

- *Crisis Counseling*: Short-term services, provided by FEMA as supplemental funds granted to State and local mental health agencies, available to eligible survivors of Presidentially-declared major disasters.
- *Legal Services*: Legal advice for low income individuals regarding cases that will not produce a fee, provided by The Young Lawyers Division of the American Bar Association, through an agreement with FEMA.
- *Inspections*: Inspections to assess disaster damage.
- *Other Needs Assistance*: Medical, dental, funeral cost, transportation cost and other disaster-related needs within a total cap for Individual Assistance of \$26,200 per individual or household.
- *Housing Assistance*: Lodging expenses reimbursement (for a hotel or motel), rental assistance, home repair cash grant and home replacement cash grants within a total cap for Individual Assistance of \$26,200 per individual or household.

Mitigation:

- *Hazard Mitigation*: Long-term hazard mitigation measures after a major disaster declaration. The purpose of the program is to reduce the loss of life and property due to natural disasters and to enable mitigation measures to be implemented during the immediate recovery from a disaster.