

**Department of Homeland Security - Federal Emergency Management
Agency**

**Weekly Disaster Relief Finance (DRF) Report
2-23-2006**

Congressional Weekly Report

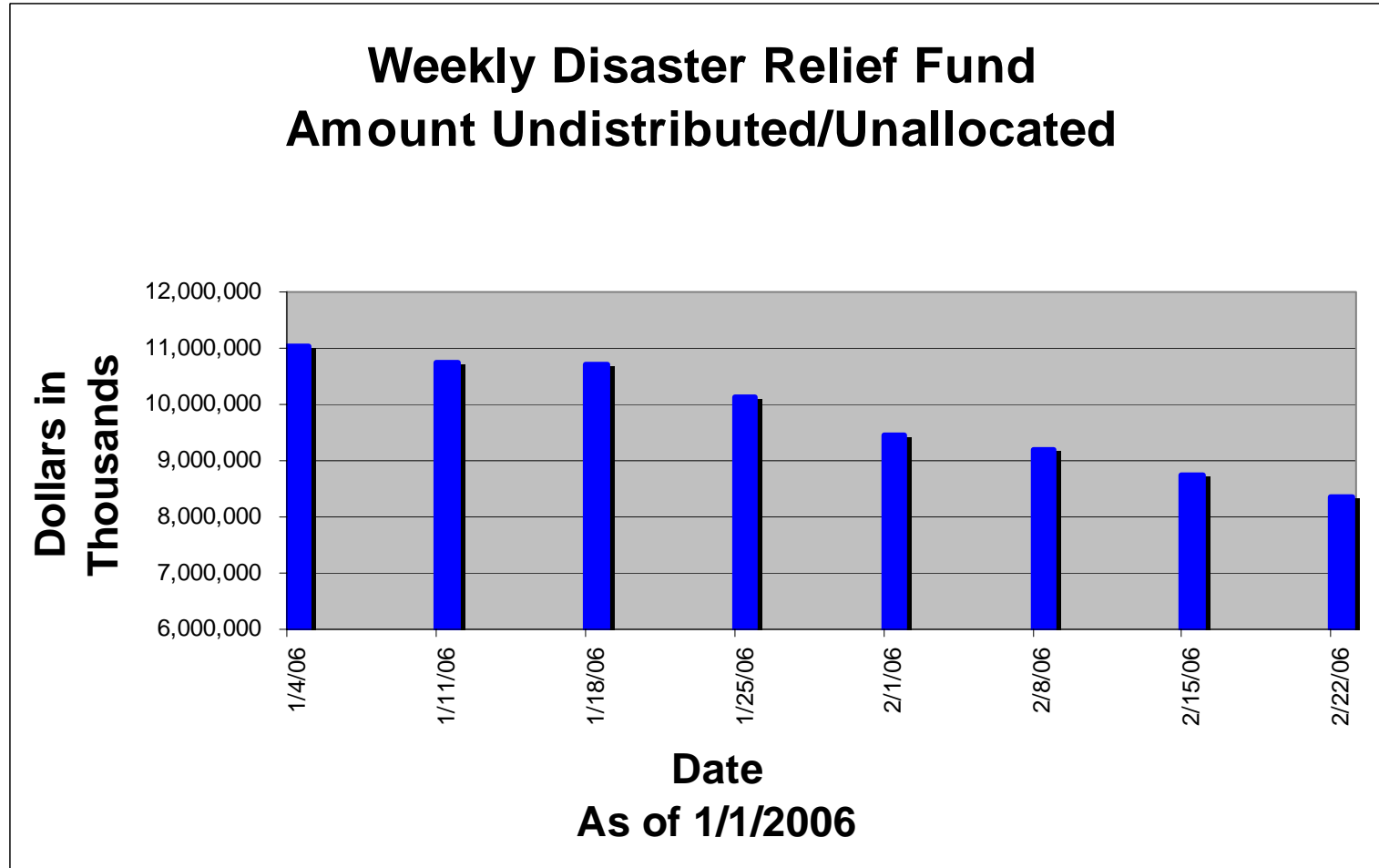
TABLE OF CONTENTS

File	Title of File	Description	No. of Pages
Intro.	Graphical Representations	Graphic Analysis: <ul style="list-style-type: none"> ▪ Amount Undistributed ▪ Allocations and Obligations ▪ Manufactured Housing 	3
1	Federal Emergency Management Agency: Disaster Relief Fund-FY-2006 Activity	Status of the Disaster Relief Fund	2
2	Katrina, Rita and Wilma Declarations	Declarations by Major Object Class, Declarations by Program Area and Mission Assignments	12
3	National Flood Insurance Program Data	Flood Insurance Claims made to Feds, by State; Homes Damaged without Flood Insurance, by State; Households Individual Claim Fully Paid, by State	1
4	Shelter Data Manufactured Home Data	Shelter and Manufactured Housing Information	1
5	Katrina, Rita and Wilma Declarations	Vendor Details; Credit Card data; Obligations greater than \$50,000,000; Declarations; Missions Details	53
6	Disaster Relief Terms	Definitions	2

HOMELAND SECURITY - FEDERAL EMERGENCY MANAGEMENT AGENCY
DISASTER RELIEF FUND

As of 02/22/06 @7:00 AM

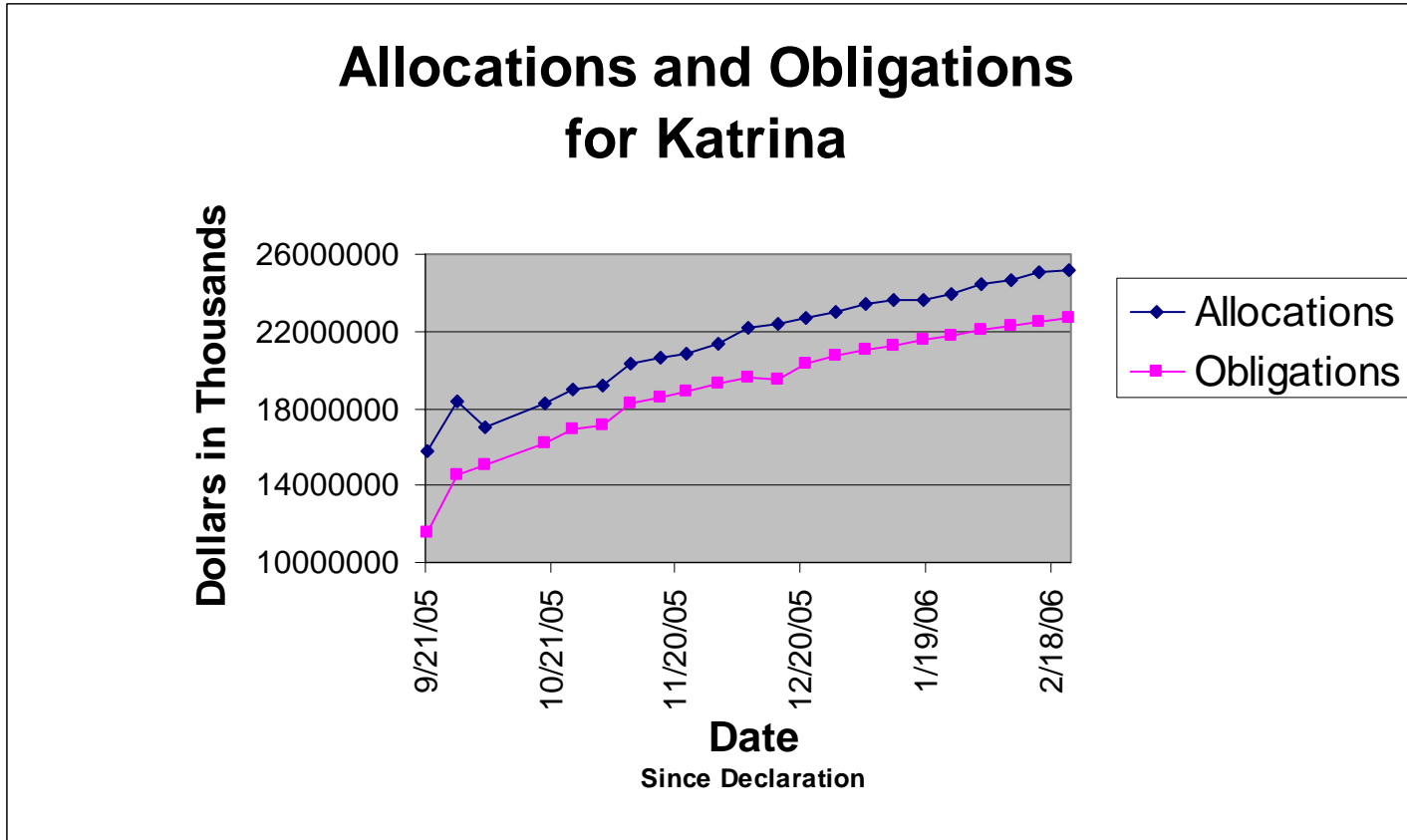
Graphical Representation



HOMELAND SECURITY - FEDERAL EMERGENCY MANAGEMENT AGENCY
DISASTER RELIEF FUND

As of 02/22/06 @7:00 AM

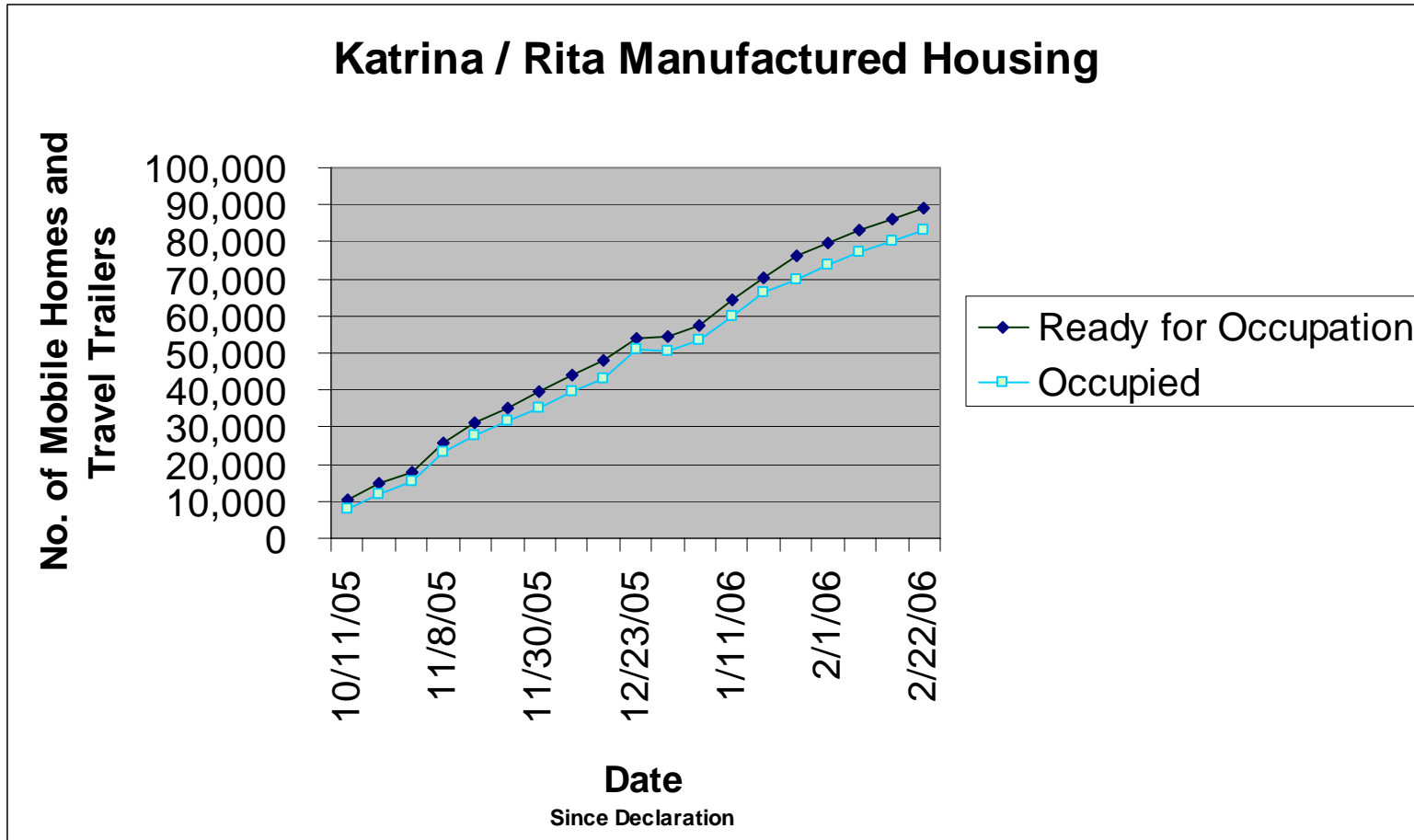
Graphical Representation



HOMELAND SECURITY - FEDERAL EMERGENCY MANAGEMENT AGENCY
DISASTER RELIEF FUND

As of 02/22/06 @7:00 AM

Graphical Representation



HOMELAND SECURITY - FEDERAL EMERGENCY MANAGEMENT AGENCY
DISASTER RELIEF FUND - FY-2006 ACTIVITY
Dollars in Thousands
As of 02/22/06 @7:00 AM

Status of the Disaster Relief Fund

	<u>Direct/Support</u>	<u>Change Since</u>
		<u>Last Report</u>
Status of Obligations:		
FY 2005 APPROPRIATION AVAILABLE:	69,687,736	0
FY 2005 OBLIGATIONS (net of recoveries)	23,158,726	0
FY 2005 UNOBLIGATED BALANCE	46,529,010	0
<hr/>		
FY 2006 APPROPRIATION AVAILABLE	25,255,309	0
TOTAL OBLIGATIONS FY 2006 (net)	12,678,891	489,727
Obligations-FY '05 Recoveries	1,135,799	(0)
Less: TOTAL OBLIGATIONS FY 2006 (gross):	13,814,690	489,727
UNOBLIGATED BALANCE:	11,440,619	(489,727)
<hr/>		
Status of Commitments:		
Less: TOTAL COMMITMENTS	16,341,124	365,974
UNCOMMITTED BALANCE	8,914,185	(365,974)
<hr/>		
Status of Allocations:		
FUNDS ALLOCATED FY 2005	23,158,726	0
FUNDS ALLOCATED FY 2006	16,893,445	368,422
Less: TOTAL OBLIGATIONS FY 2006 (gross):	13,814,690	489,727
UNOBLIGATED ALLOCATION:	3,078,755	(121,305)
Amount Undistributed/Unallocated:	8,361,864	(368,422)

1 Includes the rescission of \$23,409,300,000, transfer of \$752,500,000 to the Disaster Assistance Direct Loan Program Account, recoveries of \$1,135,799,000, and the addition of the FY 2006 annual appropriation of \$1,752,300,000.

HOMELAND SECURITY - FEDERAL EMERGENCY MANAGEMENT AGENCY
DISASTER RELIEF FUND
Dollars in Thousands
As of 02/22/06 @7:00 AM

Status of the Katrina Disaster Relief Funds

	<u>Direct/Support</u>	<u>Change Since</u>
		<u>Last Report</u>
Status of Allocations:		
FUNDS ALLOCATED:	25,157,362	117,187
Less: TOTAL OBLIGATIONS (gross):	22,727,344	265,950
UNOBLIGATED ALLOCATION:	2,430,018	(148,763)
<hr/>		
Status of Obligations:		
TOTAL OBLIGATIONS (gross):	22,727,344	265,950

Status of the Rita Disaster Relief Funds

	<u>Direct/Support</u>	<u>Change Since</u>
		<u>Last Report</u>
Status of Allocations:		
FUNDS ALLOCATED:	3,666,430	32,711
Less: TOTAL OBLIGATIONS (gross):	3,346,332	41,073
UNOBLIGATED ALLOCATION:	320,098	(8,362)
<hr/>		
Status of Obligations:		
TOTAL OBLIGATIONS (gross):	3,346,332	41,073

Status of the Wilma Disaster Relief Funds

	<u>Direct/Support</u>	<u>Change Since</u>
		<u>Last Report</u>
Status of Allocations:		
FUNDS ALLOCATED:	1,477,392	9,800
Less: TOTAL OBLIGATIONS (gross):	1,432,119	26,895
UNOBLIGATED ALLOCATION:	45,274	(17,094)
<hr/>		
Status of Obligations:		
TOTAL OBLIGATIONS (gross):	1,432,119	26,895

Disaster Relief Fund: Details by Disaster Declaration (Katrina)					
Hurricane Katrina			<u>Allocations</u>	<u>Obligations</u>	<u>Unobligated</u>
Florida	Declared 8/28/05	1602DR	175,867	167,393	8,474
Louisiana	Declared 8/27/05	3212EM	12,508	12,508	0
Louisiana	Declared 8/28/05	1603DR	15,038,743	13,541,865	1,496,878
Subtotal, LA			15,051,251	13,554,373	1,496,878
Mississippi	Declared 8/28/05	3213EM	2,623	2,623	0
Mississippi	Declared 8/28/05	1604DR	7,655,320	6,848,713	806,608
Subtotal, MS			7,657,943	6,851,335	806,608
Alabama	Declared 8/28/05	3214EM	84	84	0
Alabama	Declared 8/28/05	1605DR	1,658,911	1,582,462	76,449
Subtotal, AL			1,658,996	1,582,547	76,449
Evacuations					
Arkansas	Declared 9/02/05	3215EM	40,814	37,643	3,171
Texas	Declared 9/02/05	3216EM	421,818	416,578	5,239
Tennessee	Declared 9/05/05	3217EM	29,090	26,575	2,516
Georgia	Declared 9/05/05	3218EM	19,492	18,917	575
Oklahoma	Declared 9/05/05	3219EM	6,581	6,390	191
Florida	Declared 9/05/05	3220EM	9,202	7,848	1,354
West Virginia	Declared 9/05/05	3221EM	266	120	146
North Carolina	Declared 9/05/05	3222EM	2,002	1,971	31
Utah	Declared 9/05/05	3223EM	909	770	139
Colorado	Declared 9/05/05	3224EM	10,954	10,845	110
Michigan	Declared 9/07/05	3225EM	912	799	113
District of Columbia	Declared 9/07/05	3226EM	660	540	120
Washington	Declared 9/07/05	3227EM	3,160	3,024	136
Oregon	Declared 9/07/05	3228EM	2,015	2,008	7
New Mexico	Declared 9/07/05	3229EM	2,202	869	1,334
Illinois	Declared 9/07/05	3230EM	2,627	853	1,774
Kentucky	Declared 9/10/05	3231EM	4,022	3,690	332
Missouri	Declared 9/10/05	3232EM	831	524	307
South Carolina	Declared 9/10/05	3233EM	2,172	2,162	10
South Dakota	Declared 9/10/05	3234EM	344	322	23
Pennsylvania	Declared 9/10/05	3235EM	2,300	1,655	645
Kansas	Declared 9/10/05	3236EM	196	169	27
Alabama	Declared 9/10/05	3237EM	3,500	1,869	1,631
Indiana	Declared 9/10/05	3238EM	4,201	3,832	369
Iowa	Declared 9/10/05	3239EM	275	74	201
Virginia	Declared 9/12/05	3240EM	570	447	123
Arizona	Declared 9/12/05	3241EM	6,334	6,293	41
Minnesota	Declared 9/13/05	3242EM	15,074	3,500	11,575
Nevada	Declared 9/13/05	3243EM	3,683	726	2,957
Idaho	Declared 9/13/05	3244EM	620	594	26
Nebraska	Declared 9/13/05	3245EM	267	265	1
Connecticut	Declared 9/13/05	3246EM	1,063	99	964
North Dakota	Declared 9/13/05	3247EM	88	68	20
California	Declared 9/13/05	3248EM	476	446	29
Wisconsin	Declared 9/13/05	3249EM	2,976	2,813	163
Ohio	Declared 9/13/05	3250EM	1,994	1,959	34
Maryland	Declared 9/13/05	3251EM	3,121	347	2,774
Massachusetts	Declared 9/13/05	3252EM	3,654	2,410	1,244
Montana	Declared 9/13/05	3253EM	489	475	14
Rhode Island	Declared 9/19/05	3255EM	1,037	207	830
Maine	Declared 9/19/05	3256EM	106	6	100
New Jersey	Declared 9/19/05	3257EM	159	137	22
New Hampshire	Declared 9/19/05	3258EM	106	6	100
New York	Declared 9/30/05	3262EM	893	849	43
Delaware	Declared 9/30/05	3263EM	49	2	47
Subtotal, Evacuations			613,305	571,696	41,610
Total, Katrina			25,157,362	22,727,344	2,430,018
Disaster Relief Fund: Details by Disaster Declaration (Rita)					
Florida	Declared 9/20/05	3259EM	10,046	9,552	494
Louisiana	Declared 9/21/05	3260EM	1,275	1,275	0
Louisiana	Declared 9/24/05	1607DR	1,584,051	1,476,895	107,156
Subtotal, Louisiana			1,585,326	1,478,170	107,156
Texas	Declared 9/21/05	3261EM	129,301	129,215	85
Texas	Declared 9/24/05	1606DR	1,941,758	1,729,395	212,363
Subtotal, Texas			2,071,058	1,858,610	212,448
Total, Rita			3,666,430	3,346,332	320,098
Disaster Relief Fund: Details by Disaster Declaration (Wilma)					
Hurricane Wilma			<u>Allocations</u>	<u>Obligations</u>	<u>Unobligated</u>
Florida	Declared 10/24/05	1609DR	1,477,392	1,432,119	45,274
Subtotal, FL			1,477,392	1,432,119	45,274
Total, Wilma			1,477,392	1,432,119	45,274

KATRINA DECLARATIONS BY MAJOR OBJECT CLASS

AS OF 02-22-2006 AT 7 AM

PROGRAM AREA	PROGRAM NAME	ALLOCATIONS	UN-OBLIGATED COMMITMENTS	OBLIGATIONS	UN-OBLIGATED ALLOCATIONS(c)	UN-LIQUIDATED OBLIGATIONS	EXPENDITURES	ALLOCATION AVAILABLE
1-HUMAN SERVICES	2503-UNEMPLOYMENT	221,184,814		221,177,958	6,856		221,177,958	6,856
	2504-CRISIS COUNSELING-NIMH	122,515,418		17,591,500	104,923,918	8,906,571	8,684,929	104,923,918
	2576-LEGAL SERVICES	122,500	117,500	5,000	117,500	1,125	3,875	
	2592-INSPECTIONS	179,709,004	35,189,297	144,514,558	35,194,446	46,063,133	98,451,424	5,150
	4149-OTHER NEEDS ASSISTANCE	1,448,232,445		1,443,232,445	5,000,000	36,016,871	1,407,215,574	5,000,000
	414X-HOUSING ASSISTANCE	3,893,897,699		3,893,897,611	89	112,009,026	3,781,888,585	89
	4152-CRISIS COUNSELING-SCC	34,756,707		31,483,003	3,273,704	23,013,589	8,469,413	3,273,704
	MANUFACTURED HOUSING	5,334,828,007	1,490,067,076	3,841,873,153	1,492,954,854	1,258,282,338	2,583,590,815	2,887,778
TOTAL	11,235,246,594	1,525,373,872	9,593,775,227	1,641,471,367	1,484,292,654	8,109,482,574	116,097,494	
2-INFRASTRUCTURE	2594-INSPECTIONS	271,297,400	41,013,400	230,107,600	41,189,800	196,275,153	33,832,447	176,400
	416X-PUBLIC ASSISTANCE	2,883,491,140		2,831,719,935	51,771,205	1,378,592,576	1,453,127,359	51,771,205
	TOTAL	3,154,788,540	41,013,400	3,061,827,535	92,961,005	1,574,867,729	1,486,959,806	51,947,605
3-MITIGATION	2593-INSPECTIONS	23,459,721	5,003,311	14,449,410	9,010,311	11,897,341	2,552,070	4,007,000
	4173-HAZARD MITIGATION	5,374,186		5,374,186		5,130,680	243,506	
	TOTAL	28,833,907	5,003,311	19,823,596	9,010,311	17,028,021	2,795,576	4,007,000
4-OPERATIONS	2507-MISSIONS-TA	43,998,256		24,450,056	19,548,200	24,074,208	375,848	19,548,200
	2508-MISSIONS-DFA	4,412,840,154		4,385,840,153	27,000,001	4,225,699,303	160,140,849	27,000,001
	TOTAL	4,456,838,410		4,410,290,209	46,548,201	4,249,773,511	160,516,697	46,548,201
5-ADMINISTRATION	11XX-SALARIES & BENEFITS	237,630,391		209,521,949	28,108,442		209,521,949	28,108,442
	21XX-TRAVEL	186,294,687	10,310,026	168,903,203	17,391,484	30,282,231	138,620,973	7,081,459
	22XX-TRANSPORTION	53,722,671	47,893	41,428,196	12,294,475	13,654,853	27,773,343	12,246,582
	23XX-RENT, COMM, UTILITIES	234,399,074	35,403,275	197,621,855	36,777,220	95,088,466	102,533,389	1,373,945
	24XX-PRINT & REPRO	4,977,088	539,164	3,948,767	1,028,321	2,798,036	1,150,731	489,157
	2501-MISSIONS-FOS	2,874,405,873		2,873,417,468	988,405	2,640,137,955	233,279,514	988,405
	25XX-OTHER SERVICES	1,877,558,682	451,011,487	1,410,390,464	467,168,218	673,870,662	736,519,802	16,156,731
	26XX-SUPPLIES & MATERIALS	528,926,007	39,533,354	486,980,423	41,945,583	248,980,803	237,999,621	2,412,229
	31XX-EQUIPMENT	199,308,174	22,895,608	172,133,218	27,174,956	41,535,031	130,598,187	4,279,348
	32XX-LAND & STRUCTURES	9,261,466	7,072,695	2,111,771	7,149,695	449,949	1,661,822	77,000
	4101-URBAN SEARCH & RESCUE	75,170,459	1	75,170,458	1	59,979,305	15,191,153	
TOTAL	6,281,654,573	566,813,502	5,641,627,773	640,026,800	3,806,777,290	1,834,850,483	73,213,298	
GRAND TOTAL	25,157,362,024	2,138,204,086	22,727,344,340	2,430,017,684	11,132,739,204	11,594,605,135	291,813,599	

KATRINA DECLARATIONS BY PROGRAM AREA

AS OF 02-22-2006 AT 7 AM

PROG CODE	STATE NAME	PROGRAM AREA	ALLOCATIONS	UN-OBLIGATED COMMITMENTS	OBLIGATIONS	UN-OBLIGATED ALLOCATIONS(c)	UN-LIQUIDATED OBLIGATIONS	EXPENDITURES	ALLOCATION AVAILABLE
1602DR	FLORIDA	2-INFRASTRUCTURE	144,558,474		137,597,065	6,961,409	86,816,709	50,780,356	6,961,409
		4-OPERATIONS	10,000		10,000		10,000		
		5-ADMINISTRATION	31,298,770	525,439	29,786,358	1,512,412	18,615,551	11,170,807	986,973
		TOTAL	175,867,244	525,439	167,393,423	8,473,821	105,442,260	61,951,163	7,948,382
1603DR	LOUISIANA	1-HUMAN SERVICES	7,149,993,368	866,537,447	6,189,666,995	960,326,373	782,772,341	5,406,894,653	93,788,926
		2-INFRASTRUCTURE	1,528,489,247	21,735,600	1,500,790,723	27,698,524	882,205,435	618,585,288	5,962,924
		3-MITIGATION	10,549,976	1,068,258	6,449,718	4,100,258	4,970,632	1,479,086	3,032,000
		4-OPERATIONS	2,930,285,500		2,928,205,500	2,080,000	2,846,119,801	82,085,699	2,080,000
		5-ADMINISTRATION	3,419,425,095	477,437,704	2,916,752,213	502,672,882	1,995,425,937	921,326,276	25,235,178
		TOTAL	15,038,743,185	1,366,779,009	13,541,865,148	1,496,878,037	6,511,494,147	7,030,371,001	130,099,028
1604DR	MISSISSIPPI	1-HUMAN SERVICES	2,889,860,348	604,953,308	2,268,637,726	621,222,622	429,699,986	1,838,937,740	16,269,314
		2-INFRASTRUCTURE	851,099,731	16,700,500	833,777,229	17,322,502	389,540,495	444,236,734	622,002
		3-MITIGATION	15,498,947	3,900,053	10,923,894	4,575,053	10,133,378	790,516	675,000
		4-OPERATIONS	1,301,292,910		1,256,824,709	44,468,201	1,181,527,965	75,296,744	44,468,201
		5-ADMINISTRATION	2,597,568,308	82,338,334	2,478,549,129	119,019,178	1,664,594,265	813,954,864	36,680,844
		TOTAL	7,655,320,244	707,892,195	6,848,712,687	806,607,556	3,675,496,089	3,173,216,599	98,715,361
1605DR	ALABAMA	1-HUMAN SERVICES	1,195,392,878	53,883,117	1,135,470,506	59,922,372	271,820,327	863,650,180	6,039,254
		2-INFRASTRUCTURE	96,426,362		92,197,303	4,229,059	35,876,051	56,321,252	4,229,059
		3-MITIGATION	2,784,984	35,000	2,449,984	335,000	1,924,010	525,974	300,000
		4-OPERATIONS	181,500,000		181,500,000		178,365,745	3,134,255	
		5-ADMINISTRATION	182,806,857	6,412,025	170,844,604	11,962,254	96,168,363	74,676,241	5,550,229
		TOTAL	1,658,911,081	60,330,142	1,582,462,397	76,448,684	584,154,495	998,307,902	16,118,542
3212EM	LOUISIANA	2-INFRASTRUCTURE							
		4-OPERATIONS	1,500,000		1,500,000		1,500,000		
		5-ADMINISTRATION	11,008,058		11,008,058		10,358,161	649,898	
		TOTAL	12,508,058		12,508,058		11,858,161	649,898	
3213EM	MISSISSIPPI	2-INFRASTRUCTURE							
		4-OPERATIONS							
		5-ADMINISTRATION	2,622,585		2,622,585		2,535,527	87,058	
		TOTAL	2,622,585		2,622,585		2,535,527	87,058	
3214EM	ALABAMA	2-INFRASTRUCTURE							
		4-OPERATIONS							
		5-ADMINISTRATION	84,454		84,454		31,478	52,976	
		TOTAL	84,454		84,454		31,478	52,976	
3215EM	ARKANSAS	2-INFRASTRUCTURE	33,583,900		31,185,547	2,398,353	4,630,468	26,555,079	2,398,353
		4-OPERATIONS	3,500,000		3,500,000		3,500,000		
		5-ADMINISTRATION	3,730,259	100,000	2,957,819	772,440	654,691	2,303,127	672,440
		TOTAL	40,814,159	100,000	37,643,366	3,170,794	8,785,159	28,858,206	3,070,794
3216EM	TEXAS	2-INFRASTRUCTURE	359,750,699	2,577,300	357,113,443	2,637,256	99,475,976	257,637,467	59,956
		4-OPERATIONS	37,740,000		37,740,000		37,740,000		
		5-ADMINISTRATION	24,327,152		21,725,039	2,602,113	14,102,522	7,622,517	2,602,113
		TOTAL	421,817,851	2,577,300	416,578,482	5,239,369	151,318,498	265,259,984	2,662,069
3217EM	TENNESSEE	2-INFRASTRUCTURE	29,000,000		26,484,489	2,515,511	26,484,489		2,515,511
		4-OPERATIONS	5,000		5,000		5,000		
		5-ADMINISTRATION	85,380		85,380		4,017	81,363	
		TOTAL	29,090,380		26,574,869	2,515,511	26,493,506	81,363	2,515,511
3218EM	GEORGIA	2-INFRASTRUCTURE	19,400,000		18,824,560	575,440	11,119,210	7,705,350	575,440
		5-ADMINISTRATION	92,000		92,000		91,233	767	
		TOTAL	19,492,000		18,916,560	575,440	11,210,442	7,706,117	575,440
3219EM	OKLAHOMA	2-INFRASTRUCTURE	6,435,313		6,251,292	184,022	2,389,262	3,862,030	184,022
		5-ADMINISTRATION	145,710		138,604	7,106	11,175	127,429	7,106
		TOTAL	6,581,023		6,389,896	191,127	2,400,437	3,989,459	191,127
3220EM	FLORIDA	2-INFRASTRUCTURE	9,200,000		7,845,819	1,354,181	7,845,819		1,354,181
		5-ADMINISTRATION	2,272		2,272		2,272		
		TOTAL	9,202,272		7,848,091	1,354,181	7,848,119	2,272	1,354,181
3221EM	WEST VIRGINIA	2-INFRASTRUCTURE	100,000		21,414	78,586	9,892	11,522	78,586
		5-ADMINISTRATION	165,817		98,631	67,186	3,306	95,325	67,186
		TOTAL	265,817		120,045	145,772	13,198	106,847	145,772
		2-INFRASTRUCTURE	2,000,000		1,968,692	31,308	1,429,605	539,087	31,308

PROG CODE	STATE NAME	PROGRAM AREA	ALLOCATIONS	UN-OBLIGATED COMMITMENTS	OBLIGATIONS	UN-OBLIGATED ALLOCATIONS(c)	UN-LIQUIDATED OBLIGATIONS	EXPENDITURES	ALLOCATION AVAILABLE
3222EM	NORTH CAROLINA	5-ADMINISTRATION	2,261		2,261		2,000	261	
		TOTAL	2,002,261		1,970,953	31,308	1,431,605	539,348	31,308

PROG CODE	STATE NAME	PROGRAM AREA	ALLOCATIONS	UN-OBLIGATED COMMITMENTS	OBLIGATIONS	UN-OBLIGATED ALLOCATIONS(c)	UN-LIQUIDATED OBLIGATIONS	EXPENDITURES	ALLOCATION AVAILABLE
3223EM	UTAH	2-INFRASTRUCTURE	784,763		669,307	115,456		669,307	115,456
		4-OPERATIONS	5,000		5,000		5,000		
		5-ADMINISTRATION	119,306		95,988	23,318	59,920	36,068	23,318
		TOTAL	909,069		770,295	138,774	64,920	705,375	138,774
3224EM	COLORADO	2-INFRASTRUCTURE	10,516,396		10,483,388	33,008	713,988	9,769,400	33,008
		4-OPERATIONS							
		5-ADMINISTRATION	437,873		361,359	76,514	35,513	325,846	76,514
		TOTAL	10,954,269		10,844,747	109,521	749,501	10,095,246	109,521
3225EM	MICHIGAN	2-INFRASTRUCTURE	600,000		586,040	13,960	547,209	38,830	13,960
		5-ADMINISTRATION	311,734		213,172	98,562	101,869	111,304	98,562
		TOTAL	911,734		799,212	112,522	649,078	150,134	112,522
		2-INFRASTRUCTURE	521,438		485,870	35,568	485,870		35,568
3226EM	DISTRICT OF COLUMBIA	5-ADMINISTRATION	138,803		54,039	84,765	2,334	51,705	84,765
		TOTAL	660,241		539,909	120,333	488,204	51,705	120,333
		2-INFRASTRUCTURE	2,865,178		2,865,175	3	2,865,175		3
		5-ADMINISTRATION	294,734		159,049	135,685	441	158,608	135,685
3227EM	WASHINGTON	TOTAL	3,159,912		3,024,223	135,688	2,865,616	158,608	135,688
		2-INFRASTRUCTURE	1,969,791		1,969,787	4	1,737,241	232,546	4
		5-ADMINISTRATION	45,053		38,096	6,957	6,963	31,133	6,957
		TOTAL	2,014,844		2,007,883	6,961	1,744,204	263,679	6,961
3229EM	NEW MEXICO	2-INFRASTRUCTURE	2,095,700		798,450	1,297,250	723,805	74,645	1,297,250
		5-ADMINISTRATION	106,507		70,140	36,367	4,513	65,627	36,367
		TOTAL	2,202,207		868,590	1,333,616	728,318	140,272	1,333,616
		2-INFRASTRUCTURE	2,418,578		655,363	1,763,215	147,196	508,166	1,763,215
3230EM	ILLINOIS	5-ADMINISTRATION	208,827		197,938	10,889	81,382	116,555	10,889
		TOTAL	2,627,405		853,300	1,774,104	228,579	624,722	1,774,104
		2-INFRASTRUCTURE	4,000,000		3,668,385	331,615	3,281,348	387,038	331,615
		5-ADMINISTRATION	22,000		22,000		14,039	7,961	
3231EM	KENTUCKY	TOTAL	4,022,000		3,690,385	331,615	3,295,387	394,998	331,615
		2-INFRASTRUCTURE							
		5-ADMINISTRATION	830,902		523,922	306,980	38,860	485,062	306,980
		TOTAL	830,902		523,922	306,980	38,860	485,062	306,980
3233EM	SOUTH CAROLINA	2-INFRASTRUCTURE	2,114,915		2,104,704	10,211	1,299,290	805,414	10,211
		5-ADMINISTRATION	57,000		57,000		16,911	40,089	
		TOTAL	2,171,915		2,161,704	10,211	1,316,200	845,504	10,211
		2-INFRASTRUCTURE	261,722		261,676	46	73,033	188,642	46
3234EM	SOUTH DAKOTA	5-ADMINISTRATION	82,700		60,044	22,656	54,414	5,630	22,656
		TOTAL	344,422		321,720	22,702	127,447	194,273	22,702
		2-INFRASTRUCTURE	2,000,000		1,447,239	552,761	1,041,546	405,694	552,761
		5-ADMINISTRATION	300,075		207,435	92,640	23,188	184,248	92,640
3235EM	PENNSYLVANIA	TOTAL	2,300,075		1,654,675	645,401	1,064,733	589,941	645,401
		2-INFRASTRUCTURE	140,000		139,118	882	29,985	109,133	882
		5-ADMINISTRATION	56,298		30,098	26,200	30,000	98	26,200
		TOTAL	196,298		169,216	27,082	59,985	109,232	27,082
3237EM	ALABAMA	2-INFRASTRUCTURE	2,500,000		868,815	1,631,185		67,961	1,631,185
		4-OPERATIONS	1,000,000		1,000,000		1,000,000		
		5-ADMINISTRATION							
		TOTAL	3,500,000		1,868,815	1,631,185	1,067,961	800,854	1,631,185
3238EM	INDIANA	2-INFRASTRUCTURE	4,127,992		3,779,644	348,348	3,779,644		348,348
		5-ADMINISTRATION	72,864		51,942	20,922	50,000	1,942	20,922
		TOTAL	4,200,856		3,831,586	369,270	3,829,644	1,942	369,270
		2-INFRASTRUCTURE	209,000		18,368	190,632	852	17,516	190,632
3239EM	IOWA	5-ADMINISTRATION	66,380		55,712	10,668	50,072	5,639	10,668
		TOTAL	275,380		74,080	201,300	50,925	23,155	201,300
		2-INFRASTRUCTURE	404,100		358,574	45,526	352,328	6,246	45,526
		5-ADMINISTRATION	165,910		88,035	77,875	12,864	75,171	77,875
3240EM	VIRGINIA	TOTAL	570,010		446,608	123,402	365,192	81,417	123,402
		2-INFRASTRUCTURE	3,200,000		3,179,929	20,071	714,173	2,465,757	20,071
		5-ADMINISTRATION	3,133,580		3,112,952	20,628	3,055,699	57,253	20,628
		TOTAL	6,333,580		6,292,881	40,699	3,769,872	2,523,009	40,699
3242EM	MINNESOTA	2-INFRASTRUCTURE	15,000,000		3,449,504	11,550,496	2,545,809	903,695	11,550,496
		5-ADMINISTRATION	74,450		50,000	24,450	50,000		24,450
		TOTAL	15,074,450		3,499,504	11,574,946	2,595,809	903,695	11,574,946

PROG CODE	STATE NAME	PROGRAM AREA	ALLOCATIONS	UN-OBLIGATED COMMITMENTS	OBLIGATIONS	UN-OBLIGATED ALLOCATIONS(c)	UN-LIQUIDATED OBLIGATIONS	EXPENDITURES	ALLOCATION AVAILABLE	
3243EM	NEVADA	2-INFRASTRUCTURE	3,500,000		563,921	2,936,079	430,996	132,925	2,936,079	
		5-ADMINISTRATION	183,140		162,175	20,965	59,934	102,240	20,965	
		TOTAL	3,683,140		726,096	2,957,044	490,931	235,165	2,957,044	
3244EM	IDAHO	2-INFRASTRUCTURE	584,137		584,134	3	566,685	17,450	3	
		5-ADMINISTRATION	35,700		10,108	25,592	249	9,860	25,592	
		TOTAL	619,837		594,243	25,594	566,933	27,309	25,594	
3245EM	NEBRASKA	2-INFRASTRUCTURE	210,100		210,100		188,611	21,489		
		5-ADMINISTRATION	56,602		55,277	1,325	53,976	1,302	1,325	
		TOTAL	266,702		265,377	1,325	242,587	22,790	1,325	
3246EM	CONNECTICUT	2-INFRASTRUCTURE	1,000,000		49,979	950,021	49,979		950,021	
		5-ADMINISTRATION	63,173		48,772	14,402	33,591	15,181	14,402	
		TOTAL	1,063,173		98,751	964,422	83,570	15,181	964,422	
3247EM	NORTH DAKOTA	2-INFRASTRUCTURE								
		5-ADMINISTRATION	88,387		68,149	20,238	48,909	19,239	20,238	
		TOTAL	88,387		68,149	20,238	48,909	19,239	20,238	
3248EM	CALIFORNIA	2-INFRASTRUCTURE								
		5-ADMINISTRATION	475,720		446,392	29,328	85,019	361,373	29,328	
		TOTAL	475,720		446,392	29,328	85,019	361,373	29,328	
3249EM	WISCONSIN	2-INFRASTRUCTURE	2,901,228		2,762,219	139,009	2,655,656	106,563	139,009	
		5-ADMINISTRATION	74,737		51,227	23,510	50,002	1,225	23,510	
		TOTAL	2,975,965		2,813,446	162,519	2,705,658	107,788	162,519	
3250EM	OHIO	2-INFRASTRUCTURE	1,918,180		1,909,386	8,794	1,002,656	906,730	8,794	
		5-ADMINISTRATION	75,350		50,000	25,350	50,000		25,350	
		TOTAL	1,993,530		1,959,386	34,144	1,052,656	906,730	34,144	
3251EM	MARYLAND	2-INFRASTRUCTURE	3,000,000		260,251	2,739,749	192,859	67,392	2,739,749	
		5-ADMINISTRATION	121,326		86,648	34,678	7,433	79,215	34,678	
		TOTAL	3,121,326		346,898	2,774,427	200,292	146,607	2,774,427	
3252EM	MASSACHUSETTS	2-INFRASTRUCTURE	3,500,000		2,264,648	1,235,352	287,689	1,976,959	1,235,352	
		5-ADMINISTRATION	153,880		145,193	8,687	16,491	128,702	8,687	
		TOTAL	3,653,880		2,409,841	1,244,039	304,180	2,105,662	1,244,039	
3253EM	MONTANA	2-INFRASTRUCTURE	400,000		397,372	2,628	284,121	113,251	2,628	
		5-ADMINISTRATION	88,952		77,682	11,270	51,141	26,541	11,270	
		TOTAL	488,952		475,054	13,898	335,262	139,791	13,898	
3255EM	RHODE ISLAND	2-INFRASTRUCTURE	1,000,000		177,017	822,983	177,017		822,983	
		5-ADMINISTRATION	36,916		29,493	7,422	18,084	11,409	7,422	
		TOTAL	1,036,916		206,510	830,406	195,101	11,409	830,406	
3256EM	MAINE	2-INFRASTRUCTURE	100,000			100,000			100,000	
		5-ADMINISTRATION	6,000		6,000		6,000			
		TOTAL	106,000		6,000	100,000	6,000		100,000	
3257EM	NEW JERSEY	2-INFRASTRUCTURE	118,741		118,741		118,741			
		5-ADMINISTRATION	39,917		18,375	21,541	1,302	17,073	21,541	
		TOTAL	158,658		137,117	21,541	120,043	17,073	21,541	
3258EM	NEW HAMPSHIRE	2-INFRASTRUCTURE	100,000			100,000			100,000	
		5-ADMINISTRATION	6,000		6,000		5,908	92		
		TOTAL	106,000		6,000	100,000	5,908	92	100,000	
3262EM	NEW YORK	2-INFRASTRUCTURE	682,855		682,855		682,855			
		5-ADMINISTRATION	209,900		166,407	43,493	496	165,911	43,493	
		TOTAL	892,755		849,262	43,493	683,350	165,911	43,493	
3263EM	DELAWARE	5-ADMINISTRATION	48,900		1,550	47,350	1,550		47,350	
		TOTAL	48,900		1,550	47,350	1,550		47,350	
GRAND TOTAL			25,157,362,024		2,138,204,086	22,727,344,340	2,430,017,684	11,132,739,204	11,594,605,135	291,813,599

**KATRINA MISSION ASSIGNMENTS
AS OF 02-22-2006 AT 7 AM**

OBLIGATIONS	
DHS AGENCIES	Total
BTS	200,000
CBP	30,957,949
FLETC	460,103
FPS	162,590,179
IAIP	214,000
ICE	36,417,200
NCS	7,318,000
OCFO	210,000
OSLGCP	200,000
S&T	100,000
TSA	455,000
USCG	165,050,001
USCIS	910,000
USSS	8,800
Subtotal, DHS	405,091,232
OTHER AGENCIES	Total
AID	17,309,000
APHIS	345,000
ARC	55,000
BUREC	1,089,000
CDC	17,903,500
CNCS	3,415,500
COE-LRD	15,000
COE-MVD	3,590,970,152
COE-SAD	181,705,000
DHUD	82,870,000
DOC	700,000
DOD	1,635,322,389
DOE	390,000
DOED	230,000
DOI	1,193,400
DOL	325,000
DOS	55,000
DOT	465,931,213
EEOC	200,000
EPA	321,356,200
FAA	
FCC	200,000
FCSIC	200,000
FMSHRC	200,000
FNS	20,000
GSA	87,128,291
HHS	168,637,800
MSPB	2,000
NAR	625,000
NASA	450,000
NCPC	20,000
NCUA	
NGA	620,000
NLRB	240,000
NOAA	1,750,000
NPS	157,000
NRC	200,000
NSF	200,000
OPM	615,000
OSHA	21,225,000
RRB	25,000
SBA	200,000
SCS	11,800
SEC	2,000
SSA	1,025,000
TREAS	740,000
TVA	7,722,451
USDA	12,560,500
USDJ	55,129,600
USFS	179,545,288
USGS	460,800
USPC	15,150,291
USPHS	
USPS	2,098,270
VA	75,000
Subtotal, Other Agencies	6,878,616,445

RITA DECLARATIONS BY MAJOR OBJECT CLASS

AS OF 02-22-2006 AT 7 AM

PROGRAM AREA	PROGRAM NAME	ALLOCATIONS	UN-OBLIGATED COMMITMENTS	OBLIGATIONS	UN-OBLIGATED ALLOCATIONS(c)	UN-LIQUIDATED OBLIGATIONS	EXPENDITURES	ALLOCATION AVAILABLE
1-HUMAN SERVICES	2503-UNEMPLOYMENT	16,414,021		16,398,574	15,447		16,398,574	15,447
	2504-CRISIS COUNSELING-NIMH							
	2576-LEGAL SERVICES	5,000			5,000			5,000
	2592-INSPECTIONS	65,198,750	30,808	65,166,747	32,003	24,128,441	41,038,306	1,194
	4149-OTHER NEEDS ASSISTANCE	88,700,000		88,700,000		644,643	88,055,357	
	414X-HOUSING ASSISTANCE	1,031,132,280		1,031,131,381	899	144,213,323	886,918,058	899
	4152-CRISIS COUNSELING-SCC	4,301,483		650,742	3,650,741	650,742		3,650,741
	4154-OTHER NEEDS ASSISTANCE	68,880,000		68,880,000		10,468,677	58,411,323	
	MANUFACTURED HOUSING	241,785,400	127,103,391	99,120,264	142,665,136	30,265,245	68,855,020	15,561,745
TOTAL	1,516,416,934	127,134,200	1,370,047,709	146,369,225	210,371,071	1,159,676,638	19,235,026	
2-INFRASTRUCTURE	2594-INSPECTIONS	14,368,900	1,098,300	13,207,100	1,161,800	11,319,487	1,887,613	63,500
	416X-PUBLIC ASSISTANCE	227,747,097		225,787,828	1,959,269	125,382,304	100,405,524	1,959,269
	TOTAL	242,115,997	1,098,300	238,994,928	3,121,069	136,701,791	102,293,137	2,022,769
3-MITIGATION	2593-INSPECTIONS	16,244,974	4,870,040	6,799,934	9,445,040	6,133,225	666,709	4,575,000
	TOTAL	16,244,974	4,870,040	6,799,934	9,445,040	6,133,225	666,709	4,575,000
4-OPERATIONS	2507-MISSIONS-TA	1,100,000		1,100,000		1,100,000		
	2508-MISSIONS-DFA	785,096,000		782,413,600	2,682,400	781,907,458	506,142	2,682,400
	TOTAL	786,196,000		783,513,600	2,682,400	783,007,458	506,142	2,682,400
5-ADMINISTRATION	11XX-SALARIES & BENEFITS	34,561,060		33,394,351	1,166,709		33,394,351	1,166,709
	21XX-TRAVEL	25,979,738	52,000	25,923,276	56,461	4,084,503	21,838,773	4,461
	22XX-TRANSPORTION	2,699,000	218,125	272,000	2,427,000	209,235	62,765	2,208,875
	23XX-RENT, COMM, UTILITIES	20,047,325	3,996,399	14,961,663	5,085,662	8,337,047	6,624,616	1,089,263
	24XX-PRINT & REPRO	1,063,000	145,000	692,586	370,414	469,289	223,297	225,414
	2501-MISSIONS-FOS	433,118,685		427,673,685	5,445,000	424,646,277	3,027,408	5,445,000
	25XX-OTHER SERVICES	506,540,374	128,075,675	372,703,639	133,836,735	198,418,059	174,285,580	5,761,060
	26XX-SUPPLIES & MATERIALS	47,620,975	5,882,155	41,662,851	5,958,123	11,008,387	30,654,464	75,968
	31XX-EQUIPMENT	10,955,983	2,793,281	7,341,997	3,613,986	2,020,162	5,321,835	820,706
	32XX-LAND & STRUCTURES	400,000	400,000		400,000			
	4101-URBAN SEARCH & RESCUE	22,470,000	120,000	22,350,000	120,000	19,551,360	2,798,640	
	TOTAL	1,105,456,140	141,682,635	946,976,049	158,480,091	668,744,319	278,231,731	16,797,456
GRAND TOTAL	3,666,430,045	274,785,175	3,346,332,220	320,097,825	1,804,957,864	1,541,374,356	45,312,650	

RITA DECLARATIONS BY PROGRAM AREA

AS OF 02-22-2006 AT 7 AM

PROG CODE	STATE NAME	PROGRAM AREA	ALLOCATIONS	UN-OBLIGATED COMMITMENTS	OBLIGATIONS	UN-OBLIGATED ALLOCATIONS(c)	UN-LIQUIDATED OBLIGATIONS	EXPENDITURES	ALLOCATION AVAILABLE
1606DR	TEXAS	1-HUMAN SERVICES	943,785,390	78,638,095	845,912,270	97,873,120	199,312,971	646,599,299	19,235,026
		2-INFRASTRUCTURE	159,643,900	1,098,300	158,478,475	1,165,425	76,010,062	82,468,413	67,125
		3-MITIGATION	11,399,991	4,135,000	2,699,991	8,700,000	2,423,689	276,302	4,565,000
		4-OPERATIONS	245,150,000		242,467,600	2,682,400	242,467,600		2,682,400
		5-ADMINISTRATION	581,778,348	88,490,766	479,836,217	101,942,131	332,818,211	147,018,005	13,451,365
		TOTAL	1,941,757,629	172,362,161	1,729,394,552	212,363,077	853,032,534	876,362,018	40,000,916
1607DR	LOUISIANA	1-HUMAN SERVICES	572,631,544	48,496,105	524,135,439	48,496,105	11,058,100	513,077,339	
		2-INFRASTRUCTURE	70,187,097		68,810,448	1,376,649	54,282,336	14,528,112	1,376,649
		3-MITIGATION	4,844,983	735,040	4,099,943	745,040	3,709,536	390,407	10,000
		4-OPERATIONS	534,936,000		534,936,000		534,429,858	506,142	
		5-ADMINISTRATION	401,451,513	53,191,869	344,913,553	56,537,960	215,533,696	129,379,857	3,346,090
		TOTAL	1,584,051,137	102,423,014	1,476,895,383	107,155,754	819,013,526	657,881,857	4,732,740
3259EM	FLORIDA	2-INFRASTRUCTURE	8,700,000		8,206,362	493,638	5,770,035	2,436,327	493,638
		4-OPERATIONS	10,000		10,000		10,000		
		5-ADMINISTRATION	1,335,741		1,335,741		1,268,445	67,295	
		TOTAL	10,045,741		9,552,103	493,638	7,048,481	2,503,622	493,638
3260EM	LOUISIANA	2-INFRASTRUCTURE							
		4-OPERATIONS	1,100,000		1,100,000		1,100,000		
		5-ADMINISTRATION	175,000		175,000		175,000		
		TOTAL	1,275,000		1,275,000		1,275,000		
3261EM	TEXAS	2-INFRASTRUCTURE	3,585,000		3,499,643	85,357	639,358	2,860,285	85,357
		4-OPERATIONS	5,000,000		5,000,000		5,000,000		
		5-ADMINISTRATION	120,715,539		120,715,539		118,948,966	1,766,573	
		TOTAL	129,300,539		129,215,182	85,357	124,588,324	4,626,858	85,357
GRAND TOTAL		3,666,430,045	274,785,175	3,346,332,220	320,097,825	1,804,957,864	1,541,374,356	45,312,650	

RITA MISSION ASSIGNMENTS

AS OF 02-22-2006 AT 7 AM

OBLIGATIONS	
DHS AGENCIES	Total
CBP	12,000,000
FPS	11,445,000
NCS	5,862,685
USCG	26,863,000
Subtotal, DHS	56,170,685
OTHER AGENCIES	Total
APHIS	20,000
ARC	40,000
BIA	317,600
BUREC	1,000,000
CDC	
CNCS	240,000
COE-MVD	384,325,000
COE-NAD	
COE-SAD	155,000
COE-SWD	296,635,000
DHUD	120,000
DOD	68,480,000
DOE	60,000
DOI	5,000
DOT	66,910,000
EPA	44,545,000
GSA	540,000
HHS	88,190,000
NGA	145,000
NOAA	2,790,000
TREAS	80,000
TVA	2,000,000
USDA	6,470,000
USFS	180,905,000
USGS	44,000
USPC	1,000,000
VA	10,000,000
Subtotal, Other Agencies	1,155,016,600
GRAND TOTAL MA s	1,211,187,285

WILMA DECLARATIONS BY MAJOR OBJECT CLASS

AS OF 02-22-2006 AT 7 AM

PROGRAM AREA	PROGRAM NAME	ALLOCATIONS	UN-OBLIGATED COMMITMENTS	OBLIGATIONS	UN-OBLIGATED ALLOCATIONS(c)	UN-LIQUIDATED OBLIGATIONS	EXPENDITURES	ALLOCATION AVAILABLE
1-HUMAN SERVICES	2503-UNEMPLOYMENT	5,770,125		5,770,125			5,770,125	
	2576-LEGAL SERVICES	5,000	5,000		5,000			
	2592-INSPECTIONS	39,202,400		39,133,000	69,400	8,232,883	30,900,117	69,400
	4149-OTHER NEEDS ASSISTANCE	183,000,000		183,000,000		7,065,795	175,934,205	
	414X-HOUSING ASSISTANCE	150,695,000		150,695,000		20,475,594	130,219,406	
	4152-CRISIS COUNSELING-SCC	1,848,196		924,098	924,098	924,098		924,098
	MANUFACTURED HOUSING	89,013,000	8,526,911	76,107,563	12,905,437	20,871,141	55,236,422	4,378,526
TOTAL	469,533,721	8,531,911	455,629,786	13,903,935	57,569,512	398,060,275	5,372,024	
2-INFRASTRUCTURE	2594-INSPECTIONS	28,110,300		28,110,300		26,431,022	1,679,278	
	416X-PUBLIC ASSISTANCE	443,050,000		440,145,289	2,904,711	344,294,534	95,850,755	2,904,711
	TOTAL	471,160,300		468,255,589	2,904,711	370,725,556	97,530,033	2,904,711
3-MITIGATION	2593-INSPECTIONS	1,000,000	335,100	599,900	400,100	581,566	18,334	65,000
	TOTAL	1,000,000	335,100	599,900	400,100	581,566	18,334	65,000
4-OPERATIONS	2507-MISSIONS-TA	950,000		700,000	250,000	686,205	13,795	250,000
	2508-MISSIONS-DFA	233,328,384		233,328,384		232,595,129	733,254	
	TOTAL	234,278,384		234,028,384	250,000	233,281,334	747,050	250,000
5-ADMINISTRATION	11XX-SALARIES & BENEFITS	23,421,330		25,371,117	(1,949,787)		25,371,117	(1,949,787)
	21XX-TRAVEL	11,909,700	191,200	11,666,166	243,534	2,018,567	9,647,599	52,334
	22XX-TRANSPORTION	10,645,000	410,000	10,235,440	409,560	9,083,618	1,151,822	(440)
	23XX-RENT, COMM, UTILITIES	5,871,000	4,181,166	1,638,195	4,232,805	318,619	1,319,575	51,639
	24XX-PRINT & REPRO	323,500	39,928	279,298	44,202	199,517	79,781	4,274
	2501-MISSIONS-FOS	132,029,012		132,029,012		125,552,295	6,476,717	
	25XX-OTHER SERVICES	18,150,000	6,381,406	11,124,250	7,025,750	9,772,725	1,351,525	644,344
	26XX-SUPPLIES & MATERIALS	91,470,000	14,866,387	74,539,930	16,930,070	73,780,072	759,859	2,063,682
	31XX-EQUIPMENT	1,310,000	362,984	477,172	832,828	226,163	251,010	469,843
	32XX-LAND & STRUCTURES	74,446	45,846	28,379	46,067	28,379		221
	4101-URBAN SEARCH & RESCUE	6,216,000		6,216,000		5,819,074	396,926	
TOTAL	301,419,988	26,478,918	273,604,959	27,815,029	226,799,029	46,805,931	1,336,110	
GRAND TOTAL	1,477,392,393	35,345,929	1,432,118,618	45,273,775	888,956,996	543,161,622	9,927,846	

WILMA DECLARATIONS BY PROGRAM AREA

AS OF 02-22-2006 AT 7 AM

PROG CODE	STATE NAME	PROGRAM AREA	ALLOCATIONS	UN-OBLIGATED COMMITMENTS	OBLIGATIONS	UN-OBLIGATED ALLOCATIONS(c)	UN-LIQUIDATED OBLIGATIONS	EXPENDITURES	ALLOCATION AVAILABLE
1609DR	FLORIDA	1-HUMAN SERVICES	469,533,721	8,531,911	455,629,786	13,903,935	57,569,512	398,060,275	5,372,024
		2-INFRASTRUCTURE	471,160,300		468,255,589	2,904,711	370,725,556	97,530,033	2,904,711
		3-MITIGATION	1,000,000	335,100	599,900	400,100	581,566	18,334	65,000
		4-OPERATIONS	234,278,384		234,028,384	250,000	233,281,334	747,050	250,000
		5-ADMINISTRATION	301,419,988	26,478,918	273,604,959	27,815,029	226,799,029	46,805,931	1,336,110
		TOTAL	1,477,392,393	35,345,929	1,432,118,618	45,273,775	888,956,996	543,161,622	9,927,846
GRAND TOTAL			1,477,392,393	35,345,929	1,432,118,618	45,273,775	888,956,996	543,161,622	9,927,846

WILMA MISSION ASSIGNMENTS

AS OF 02-22-2006 AT 7 AM

OBLIGATIONS	
DHS AGENCIES	Total
FPS	30,521,512
NCS	40,000
USCG	120,000
OTHER AGENCIES	Total
CIA	200,000
CNCS	1,250,000
COE-SAD	293,772,000
DOC	200,000
DOD	3,550,000
DOE	55,000
DOI	28,384
DOT	20,083,000
EPA	440,000
GSA	130,000
HHS	9,395,000
NOAA	115,000
NPS	
SSA	200,000
USDA	330,000
USDJ	45,000
USFS	5,580,000
USFWS	
USGS	2,500
Subtotal, Other Agencies	335,375,884
GRAND TOTAL MA s	366,057,396

National Flood Insurance Program Data for Hurricanes Katrina and Rita

As of 2/17/2006

Number of Flood Insurance Claims made to Feds, by State*	
State and Disaster Number	No. of Losses Received
Florida, DR-1602	9,010
Louisiana, DR-1603	177,137
Mississippi, DR-1604	18,936
Alabama, DR-1605	5,661
Texas, DR-1606	3,824
Louisiana, DR-1607	10,455
TOTAL	225,023

*The data above is gathered through telephone surveys of NFIP Write Your Own companies and represents the best available information. These numbers should be regarded as preliminary estimates.

Number of Homes Damaged without Flood Insurance, by State**	
State and Disaster Number	Number of Registrants Reporting No Flood Insurance
Florida, DR-1602	N/A
Louisiana, DR-1603	122,296
Mississippi, DR-1604	57,391
Alabama, DR-1605	5,244
Texas, DR-1606	1,457
Louisiana, DR-1607	15,377
TOTAL	201,765

**The data above represents number of individuals registered through FEMA's National Processing Service Center who report having no flood insurance. The total number should not be interpreted to represent total number of households without flood insurance, as more than one member of a household may have applied and reported not having insurance.

Number of Households Individual Claim Fully Paid, by State***	
State and Disaster Number	No. of Losses Paid
Florida, DR-1602	4,633
Louisiana, DR-1603	113,118
Mississippi, DR-1604	15,609
Alabama, DR-1605	4,049
Texas, DR-1606	1,370
Louisiana, DR-1607	6,330
TOTAL	145,109

***"Losses Paid" are numbers generated from estimates received from the NFIP Write Your Own companies. These numbers represent all NFIP policies, both commercial and residential. This data represents the best information available at this time.

**Hurricanes Katrina / Rita - Manufactured Home Data
(includes Mobile Homes and Travel Trailers)**

Manufactured Housing		2.21.06
Louisiana		
Inventory at Staging Area		2,605
Travel Trailers		399
Mobile Homes		2,166
Modular Housing		40
Issued from Staging Area -Today		910
Issued from Staging Area - Cum.		58,200
Pads - Leased (1)		12,501
Pads - Leases Pending		125,163
Units on Pad - Cumulative (2)		58,067
RFO		49,506
Travel Trailers		47,049
Mobile Homes		2,457
Occupied		45,366
Travel Trailers		43,793
Mobile Homes		1,573
Total Units Vacant (TT/MH)		4,140
Mississippi		
Inventory at Staging Area		1,739
Travel Trailers		821
Mobile Homes		906
Modular Housing		12
Issued from Staging Area -Today		83
Issued from Staging Area - Cum.		36,754
Pads - Leased (1)		37,139
Pads - Leases Pending		150
Units on Pad - Cumulative (2)		36,666
RFO		36,528
Travel Trailers		35,933
Mobile Homes		595
Occupied		35,249
Travel Trailers		34,860
Mobile Homes		389
Total Units Vacant (TT/MH)		1,279
Alabama		
Inventory at Staging Area		2,333
Travel Trailers		385
Mobile Homes		1,948
Modular Housing		0
Issued from Staging Area -Today		76
Issued from Staging Area - Cum.		3,126
Pads - Leased (1)		3,299
Pads - Leases Pending		182
Units on Pad - Cumulative (2)		3,126
RFO		2,952
Travel Trailers		2,952
Mobile Homes		0
Occupied		2,494
Travel Trailers		2,494
Mobile Homes		0
Total Units Vacant (TT/MH)		458
Texas		
Inventory at Staging Area		13,671
Travel Trailers		52
Mobile Homes		12,710
Modular Housing		909
Issued from Staging Area -Today		35
Florida		
Inventory at Staging Area		1,054
Travel Trailers		571
Mobile Homes		483
Modular Housing		0
Issued from Staging Area -Today		1
Totals		
RFO - Totals		88,986
Occupied - Totals		83,109
Vacant - Totals		5,877

Hurricanes Katrina / Rita / Wilma - Shelter Data

Shelter Information		2.21.06
Hurricanes Katrina & Rita		Total
Total Shelters		4
Total Shelter Population		55
Katrina & Rita - Most Populated States		Shelter - Pop
Arkansas		0
Louisiana		4--55
Mississippi		0
Texas		0
Cruise Ship Information		2.14.06
Ship Name		Passengers
Ecstasy		858
Sensation		1,239
Holiday		75
Scotia Prince		472
Total		2,644

Comments

- » Report includes travel trailer, mobile home data and modular housing units.
- » FL-LT manages Florida manufactured housing.
- » Staging areas for AL, MS, LA and TX are currently located in New Orleans, Baton Rouge and Lake Charles, LA; Selma-Craig, AL; Purvis and Carnes MS; Hope, AR; Texarkana and Jasper, TX.
- » Emergency Group Sites include public, commercial and private locations.
- » Inventory levels are meeting current demand.
- » There are 88,986 units RFO; 83,109 are occupied.

Note:

- 1. Excludes private and industrial EGS.
- 2. Includes private, industrial and commercial EGS.



**FINANCIAL INFORMATION TOOL
FOR HURRICANE KATRINA, RITA, & WILMA DECLARATIONS ONLY
NOTES & TERMS**

ITEM	DESCRIPTION
21XX-TRAVEL OF PEOPLE	Travel & transportation costs of FEMA employees and evacuating disaster victims
22XX-TRANSPORT OF THINGS	Transporting things such as express mail and equipment
23XX-RENT, COMM, UTILITIES	JFO Office space, DRC Office space, phone lines, electricity, water, etc.
24XX-PRINT & REPRO	Quick Copy service, printing and duplicating , etc.
2501-MISSIONS-FOS	Federal Operational Support - OFA Administrative costs such as travel, overtime, etc.
2503-UNEMPLOYMENT	Unemployment assistance to disaster victims
2507-MISSIONS-TA	Technical Assistance - provided by an OFA to the State & Local Governments
2508-MISSIONS-DFA	Direct Federal Assistance - provided by OFAs to directly benefit the State/Local Government and/or citizens usually commodities and services like ice, water, meals, etc.
2576-LEGAL SERVICES	Provided to assist disaster victims
2592-INSPECTIONS IHP/IFG	To inspect individual disaster victim's homes to determine eligibility for FEMA assistance programs
2593-INSPECTIONS HMTAP	To provide inspections, reviews and other technical assistance related to the Hazard Mitigation Program
2594-INSPECTIONS PA TAC	To prepare preliminary damage assessments and damage survey reports for the Public Assistance Program
25XX-OTHER SERVICES	Other services provided by contract not otherwise categorized
26XX-SUPPLIES & MATERIALS	Office supplies, IT supplies, safety supplies, fuel, clothing, food, drinking water, parts, etc.
31XX-EQUIPMENT	Durable personal property that has an expected life of 1 year or more such as equipment, tools, computers, etc.
32XX-LAND & STRUCTURES	Real estate and permanent improvements to real estate
4101-URBAN SEARCH & RESCUE	Cost of searching for and rescuing disaster victims from the disaster site(s)
414X-HOUSING & OTHER NEEDS	Awards to disaster victims for rent, hotels, minimal repairs, replacement, etc.
4154-OTHER NEEDS	Awards to disaster victims for medical, dental, funeral, personal property, clothing, furniture, and similar needs
416X-PUBLIC ASSISTANCE	Grants to States for projects under Infrastructue also known as the Public Assistance Program
4173-HAZARD MITIGATION	Grants to States for projects under the Mitigation Program
CRISIS COUNSELING	Grants to States or to the National Institutes of Mental Health to assist disaster victims
DRC	Disaster Recovery Center for assisting disaster victims in applying for disaster assistance
JFO	Joint Field Office
MANUFACTURED HOUSING	Costs of setting up short term temporary housing for disaster victims including manufactured housing and pad setup
OFA	Other Federal Agency other than FEMA
PROGRAM CODE	Disaster Number
PROGRAM NAME	Identifies and groups costs associated with a specific FEMA Program
VENDOR ALPHA	Name of private company, OFA, or State/Local government with whom FEMA has contracted to provide commodities or services, or pay grants/awards



FEMA

FINANCIAL INFORMATION TOOL

FOR HURRICANE KATRINA, RITA, & WILMA DECLARATIONS ONLY

VENDORS WITH CUMMULATIVE OBLIGATIONS GREATER THAN OR EQUAL TO \$50 MILLION IN DESCENDING ORDER BY OBLIGATIONS

AS OF 02-22-2006 AT 7 AM

VENDOR ALPHA	OBLIGATIONS	EXPENDITURES
LA OFFICE OF HOMELAND SECURITY	5,960,770,002.06	5,051,784,500.22
US ARMY CORPS OF ENGINEERS	4,748,077,151.87	130,965,396.90
DEPARTMENT OF DEFENSE	2,018,580,762.22	267,882,673.94
MISSISSIPPI, STATE OF	1,947,046,380.15	1,561,470,201.94
TX DEPARTMENT OF PUBLIC SAFETY	1,219,564,849.16	891,309,142.64
FLORIDA BUREAU OF DISASTER	921,479,858.02	451,326,531.08
ENVIRONMENTAL PROTECTION AGENCY	757,783,137.00	500,400.07
DEPARTMENT OF TRANSPORTATION	552,924,213.00	43,158,069.56
GULF STREAM COACH, INC.	521,377,500.00	388,716,898.00
BECHTEL NATIONAL, INC.	462,840,828.50	183,689,354.57
USDA FOREST SERVICE	385,390,788.00	180.91
MORGAN BUILDINGS & SPAS, INC.	372,324,890.00	220,273,796.33
CORPORATE LODGING CONSULTANTS, INC.	369,970,600.00	309,777,291.82
PRECISION HOMES	287,515,000.00	269,684,716.99
FLUOR DANIEL INC	285,493,202.00	110,136,513.68
DEPARTMENT OF HEALTH AND HUMAN SERVICES	279,944,875.00	9,250,029.62
AMERICAN RED CROSS	250,294,800.00	212,341,969.64
US DEPARTMENT OF LABOR	243,671,657.00	243,364,595.44
AL EMERGENCY MANAGEMENT AGENCY	213,447,874.88	170,330,026.70
FEDERAL PROTECTIVE SERVICE/DHS	210,242,962.90	961,462.96
US COAST GUARD	192,033,001.00	
GENERAL SERVICES ADMINISTRATION	181,510,113.40	13,525,560.71
CH2M HILL CONSTRUCTORS, INC.	180,913,822.81	29,279,968.78
SHAW ENVIRONMENTAL & INFRASTRUCTURE	171,651,021.50	105,585,145.83
CLEARBROOK LLC	166,898,266.00	129,635,492.96
GBL'S	151,672,500.00	62,459,700.10
CMH MANUFACTURING, INC.	138,967,578.79	98,139,123.79
PARTNERSHIP FOR RESPONSE & RECOVERY	136,826,326.79	97,745,006.39
NORTH AMERICAN CATASTROPHE SVCS INC	127,417,151.00	90,805,225.52
FEMA GROUP TRAVEL	120,296,850.32	96,581,280.64
ALLTECH	110,412,803.60	72,644,841.46
NISTC	108,818,700.00	11,517,169.43
BOURGET'S OF THE SOUTH, LLC	105,455,005.60	89,382,955.60
AMERICOLD LOGISTICS LLC	87,168,506.58	74,065,288.41
HOUSING & URBAN DEVELOPMENT	82,990,000.00	11,127,134.00
CHAMPION HOME BUILDERS CO	80,759,579.79	66,669,248.94
EMERGENCY RESPONSE PROG MANAGEMENT	78,559,300.00	17,421,056.94
US BANK	67,722,694.08	26,583,613.94
CUSTOMS AND BORDER PROTECTION	61,177,879.00	6,795,166.08
U S DEPARTMENT OF JUSTICE	55,174,600.00	3,069,530.97
Grand Total	24,415,167,032.02	11,619,956,263.50

FINANCIAL INFORMATION TOOL
FOR HURRICANE KATRINA, RITA, & WILMA DECLARATIONS ONLY
VENDORS WITH CUMMULATIVE OBLIGATIONS GREATER THAN OR EQUAL TO \$50 MILLION IN DESCENDING ORDER BY OBLIGATIONS

AS OF 02-22-2006 AT 7 AM

VENDOR ALPHA	PROGRAM NAME	PROG CODE	STATE NAME	EVENT NAME	OBLIGATIONS	EXPENDITURES	
LA OFFICE OF HOMELAND SECURITY	414X-HOUSING & OTHER NEEDS	1603DR	LOUISIANA	KATRINA	4,047,021,776.61	3,948,538,541.89	
		1607DR	LOUISIANA	RITA	483,816,564.97	482,218,219.11	
	416X-PUBLIC ASSISTANCE	1603DR	LOUISIANA	KATRINA	1,351,518,822.78	602,771,171.27	
		1607DR	LOUISIANA	RITA	66,435,537.70	14,528,201.79	
	CRISIS COUNSELING	1603DR	LOUISIANA	KATRINA	11,977,300.00	3,728,366.16	
LA OFFICE OF HOMELAND SECURITY Total					5,960,770,002.06	5,051,784,500.22	
US ARMY CORPS OF ENGINEERS	2501-MISSIONS-FOS	1602DR	FLORIDA	KATRINA	405,000.00	36,538.61	
		1603DR	LOUISIANA	KATRINA	37,530,000.00	1,617,359.71	
		1604DR	MISSISSIPPI	KATRINA	454,415,739.91	3,925,687.29	
		1605DR	ALABAMA	KATRINA	30,300,000.00	9,253,333.06	
		1606DR	TEXAS	RITA	61,095,000.00	2,015,166.16	
		1607DR	LOUISIANA	RITA	2,825,000.00	10,691.84	
		1609DR	FLORIDA	WILMA	70,822,000.00	6,429,076.31	
		3213EM	MISSISSIPPI	KATRINA	160,561.11	56,404.93	
		3214EM	ALABAMA	KATRINA			
		3259EM	FLORIDA	RITA	155,000.00	22,494.74	
		3261EM	TEXAS	RITA	10,090,000.00		
		2507-MISSIONS-TA	1603DR	LOUISIANA	KATRINA	7,180,000.00	253,089.98
			1604DR	MISSISSIPPI	KATRINA	243,255.98	122,758.06
			1606DR	TEXAS	RITA	100,000.00	
	1607DR		LOUISIANA	RITA	1,000,000.00		
	1609DR		FLORIDA	WILMA	600,000.00	13,795.43	
	2508-MISSIONS-DFA	1603DR	LOUISIANA	KATRINA	2,069,700,000.00	31,778,874.02	
		1604DR	MISSISSIPPI	KATRINA	1,021,755,594.87	71,672,387.31	
		1605DR	ALABAMA	KATRINA	151,000,000.00	2,644,208.22	
		1606DR	TEXAS	RITA	220,350,000.00		
		1607DR	LOUISIANA	RITA	380,500,000.00	380,276.77	
		1609DR	FLORIDA	WILMA	222,350,000.00	733,254.46	
		3260EM	LOUISIANA	RITA			
		3261EM	TEXAS	RITA	5,000,000.00		
	25XX-OTHER SERVICES	1603DR	LOUISIANA	KATRINA	500,000.00		
	US ARMY CORPS OF ENGINEERS Total					4,748,077,151.87	130,965,396.90
	DEPARTMENT OF DEFENSE	2501-MISSIONS-FOS	1602DR	FLORIDA	KATRINA	100,000.00	
			1603DR	LOUISIANA	KATRINA	782,475,000.00	6,165,448.03
			1604DR	MISSISSIPPI	KATRINA	770,195,044.00	195,424,727.68
			1605DR	ALABAMA	KATRINA	2,510,000.00	
			1606DR	TEXAS	RITA	23,100,000.00	
			1607DR	LOUISIANA	RITA	10,000,000.00	
			1609DR	FLORIDA	WILMA	2,650,000.00	
3212EM			LOUISIANA	KATRINA	250,000.00		
3213EM			MISSISSIPPI	KATRINA	10,000.00	8,102.84	
3214EM			ALABAMA	KATRINA			
3216EM			TEXAS	KATRINA	20,000.00		
3259EM			FLORIDA	RITA	255,000.00		
3260EM			LOUISIANA	RITA			
3261EM			TEXAS	RITA	11,315,000.00		
2508-MISSIONS-DFA		1603DR	LOUISIANA	KATRINA	24,812,000.00		
		1604DR	MISSISSIPPI	KATRINA	54,950,344.86	3,405,080.35	
		1606DR	TEXAS	RITA	2,810,000.00		
		1607DR	LOUISIANA	RITA	20,000,000.00		
		1609DR	FLORIDA	WILMA	900,000.00		
		3216EM	TEXAS	KATRINA			
		3260EM	LOUISIANA	RITA	1,000,000.00		
		25XX-OTHER SERVICES	1603DR	LOUISIANA	KATRINA	1,607.04	
26XX-SUPPLIES & MATERIALS		1604DR	MISSISSIPPI	KATRINA	313,372.80		
		1603DR	LOUISIANA	KATRINA	149,535,482.19	62,879,315.04	
		1604DR	MISSISSIPPI	KATRINA	90,958,532.13		
MANUFACTURED HOUSING		1609DR	FLORIDA	WILMA	70,371,168.00		
		1604DR	MISSISSIPPI	KATRINA	48,211.20		
DEPARTMENT OF DEFENSE Total					2,018,580,762.22	267,882,673.94	
MISSISSIPPI, STATE OF		414X-HOUSING & OTHER NEEDS	1604DR	MISSISSIPPI	KATRINA	1,171,328,253.04	1,127,602,296.43
		416X-PUBLIC ASSISTANCE	1604DR	MISSISSIPPI	KATRINA	767,747,343.11	431,340,779.51
		4173-HAZARD MITIGATION	1604DR	MISSISSIPPI	KATRINA	5,374,186.00	243,506.00
		CRISIS COUNSELING	1604DR	MISSISSIPPI	KATRINA	2,596,598.00	2,283,620.00

VENDOR ALPHA	PROGRAM NAME	PROG CODE	STATE NAME	EVENT NAME	OBLIGATIONS	EXPENDITURES
MISSISSIPPI, STATE OF Total					1,947,046,380.15	1,561,470,201.94
TX DEPARTMENT OF PUBLIC SAFETY	414X-HOUSING & OTHER NEEDS	1606DR	TEXAS	RITA	636,014,000.00	492,754,380.15
	4154-OTHER NEEDS	1606DR	TEXAS	RITA	68,880,000.00	58,411,322.94
	416X-PUBLIC ASSISTANCE	1606DR	TEXAS	RITA	147,646,374.82	80,580,799.73
		3216EM	TEXAS	KATRINA	353,235,843.05	256,702,354.37
		3261EM	TEXAS	RITA	3,499,643.29	2,860,285.45
	CRISIS COUNSELING	1603DR	LOUISIANA	KATRINA	9,638,246.00	
		1606DR	TEXAS	RITA	650,742.00	
TX DEPARTMENT OF PUBLIC SAFETY Total					1,219,564,849.16	891,309,142.64
FLORIDA BUREAU OF DISASTER	414X-HOUSING & OTHER NEEDS	1609DR	FLORIDA	WILMA	333,695,000.00	306,153,610.47
	416X-PUBLIC ASSISTANCE	1602DR	FLORIDA	KATRINA	129,412,664.70	46,885,838.90
		1609DR	FLORIDA	WILMA	440,145,288.95	95,850,754.70
		3220EM	FLORIDA	KATRINA	7,845,818.93	
		3259EM	FLORIDA	RITA	8,206,362.24	2,436,327.01
	CRISIS COUNSELING	1604DR	MISSISSIPPI	KATRINA	1,250,625.00	
		1609DR	FLORIDA	WILMA	924,098.20	
FLORIDA BUREAU OF DISASTER Total					921,479,858.02	451,326,531.08
ENVIRONMENTAL PROTECTION AGENCY	2501-MISSIONS-FOS	1602DR	FLORIDA	KATRINA	20,000.00	
		1603DR	LOUISIANA	KATRINA	22,487,000.00	
		1604DR	MISSISSIPPI	KATRINA	2,529,200.00	
		1605DR	ALABAMA	KATRINA	10,000.00	4,164.37
		1606DR	TEXAS	RITA	10,000.00	
		1609DR	FLORIDA	WILMA	40,000.00	
		3213EM	MISSISSIPPI	KATRINA	10,000.00	6,188.73
		3214EM	ALABAMA	KATRINA		
		3259EM	FLORIDA	RITA	10,000.00	
		3260EM	LOUISIANA	RITA	25,000.00	
		3261EM	TEXAS	RITA	5,000,000.00	
	2507-MISSIONS-TA	1603DR	LOUISIANA	KATRINA	2,500,000.00	
		1604DR	MISSISSIPPI	KATRINA	10,300,000.00	
		1605DR	ALABAMA	KATRINA	3,000,000.00	
		1609DR	FLORIDA	WILMA	100,000.00	
		3214EM	ALABAMA	KATRINA		
	2508-MISSIONS-DFA	1603DR	LOUISIANA	KATRINA	197,000,000.00	
		1604DR	MISSISSIPPI	KATRINA	56,500,000.00	
		1605DR	ALABAMA	KATRINA	27,000,000.00	490,046.97
		1607DR	LOUISIANA	RITA	39,500,000.00	
		1609DR	FLORIDA	WILMA	300,000.00	
	25XX-OTHER SERVICES	1603DR	LOUISIANA	KATRINA	255,665,898.00	
		1607DR	LOUISIANA	RITA	135,776,039.00	
ENVIRONMENTAL PROTECTION AGENCY Total					757,783,137.00	500,400.07
DEPARTMENT OF TRANSPORTATION	21XX-TRAVEL OF PEOPLE	1604DR	MISSISSIPPI	KATRINA		
	2501-MISSIONS-FOS	1602DR	FLORIDA	KATRINA	6,010,000.00	126,376.88
		1603DR	LOUISIANA	KATRINA	69,618,000.00	
		1604DR	MISSISSIPPI	KATRINA	93,685,000.00	5,879,188.09
		1605DR	ALABAMA	KATRINA	24,010,000.00	6,292.23
		1606DR	TEXAS	RITA	15,100,000.00	256,871.45
		1607DR	LOUISIANA	RITA	25,000,000.00	722,184.19
		1609DR	FLORIDA	WILMA	20,083,000.00	44,305.88
		3212EM	LOUISIANA	KATRINA	6,120,000.00	62,555.20
		3213EM	MISSISSIPPI	KATRINA	35,000.00	16,073.98
		3214EM	ALABAMA	KATRINA		
		3215EM	ARKANSAS	KATRINA	50,000.00	
		3216EM	TEXAS	KATRINA	4,000,000.00	
		3259EM	FLORIDA	RITA	10,000.00	
		3261EM	TEXAS	RITA	16,800,000.00	
	2507-MISSIONS-TA	1604DR	MISSISSIPPI	KATRINA	50,000.00	
	2508-MISSIONS-DFA	1603DR	LOUISIANA	KATRINA	256,000,000.00	35,918,356.36
		1604DR	MISSISSIPPI	KATRINA	3,353,213.00	
		1607DR	LOUISIANA	RITA	10,000,000.00	125,865.30
		3215EM	ARKANSAS	KATRINA	500,000.00	
		3216EM	TEXAS	KATRINA	2,500,000.00	
		3260EM	LOUISIANA	RITA		
DEPARTMENT OF TRANSPORTATION Total					552,924,213.00	43,158,069.56
GULF STREAM COACH, INC.	MANUFACTURED HOUSING	1603DR	LOUISIANA	KATRINA	100,621,000.00	80,657,067.00
		1604DR	MISSISSIPPI	KATRINA	73,885,500.00	72,389,761.00
		1605DR	ALABAMA	KATRINA	346,871,000.00	235,670,070.00
GULF STREAM COACH, INC. Total					521,377,500.00	388,716,898.00
BECHTEL NATIONAL, INC.	25XX-OTHER SERVICES	1604DR	MISSISSIPPI	KATRINA	8,116,537.50	
	MANUFACTURED HOUSING	1603DR	LOUISIANA	KATRINA	1,117,125.00	
		1604DR	MISSISSIPPI	KATRINA	453,607,166.00	183,689,354.57
BECHTEL NATIONAL, INC. Total					462,840,828.50	183,689,354.57
USDA FOREST SERVICE	2501-MISSIONS-FOS	1602DR	FLORIDA	KATRINA	85,000.00	
		1603DR	LOUISIANA	KATRINA	139,776,000.00	

VENDOR ALPHA	PROGRAM NAME	PROG CODE	STATE NAME	EVENT NAME	OBLIGATIONS	EXPENDITURES
		1604DR	MISSISSIPPI	KATRINA	8,607,000.00	
		1605DR	ALABAMA	KATRINA	1,280,000.00	
		1606DR	TEXAS	RITA	124,330,000.00	
		1609DR	FLORIDA	WILMA	5,910,000.00	
		3213EM	MISSISSIPPI	KATRINA	80,288.00	
		3214EM	ALABAMA	KATRINA		
		3216EM	TEXAS	KATRINA	5,000.00	
		3217EM	TENNESSEE	KATRINA		
		3218EM	GEORGIA	KATRINA		
		3222EM	NORTH CAROLINA	KATRINA		
		3231EM	KENTUCKY	KATRINA		
		3233EM	SOUTH CAROLINA	KATRINA		
		3241EM	ARIZONA	KATRINA		
		3259EM	FLORIDA	RITA	3,000,000.00	180.91
		3261EM	TEXAS	RITA	740,000.00	
		3261EM	TEXAS	RITA	21,155,000.00	
	2507-MISSIONS-TA	1602DR	FLORIDA	KATRINA	10,000.00	
		1604DR	MISSISSIPPI	KATRINA	62,500.00	
	2508-MISSIONS-DFA	1603DR	LOUISIANA	KATRINA	10,000,000.00	
		1604DR	MISSISSIPPI	KATRINA	6,700,000.00	
		1606DR	TEXAS	RITA	650,000.00	
		1607DR	LOUISIANA	RITA	40,500,000.00	
		3216EM	TEXAS	KATRINA	22,500,000.00	
					385,390,788.00	180.91
USDA FOREST SERVICE Total						
MORGAN BUILDINGS & SPAS, INC.	25XX-OTHER SERVICES	1606DR	TEXAS	RITA	14,996.00	
	31XX-EQUIPMENT	1603DR	LOUISIANA	KATRINA	125,000.00	125,000.00
	MANUFACTURED HOUSING	1603DR	LOUISIANA	KATRINA	114,362,394.00	36,800,262.70
		1604DR	MISSISSIPPI	KATRINA	26,122,500.00	26,032,892.52
		1605DR	ALABAMA	KATRINA	231,700,000.00	157,315,641.11
					372,324,890.00	220,273,796.33
MORGAN BUILDINGS & SPAS, INC. Total						
CORPORATE LODGING CONSULTANTS, INC.	21XX-TRAVEL OF PEOPLE	1604DR	MISSISSIPPI	KATRINA	45,000.00	35,142.92
	25XX-OTHER SERVICES	1603DR	LOUISIANA	KATRINA	162,767,264.00	123,791,901.32
		1604DR	MISSISSIPPI	KATRINA	77,684,376.00	72,295,097.09
		1605DR	ALABAMA	KATRINA	18,496,280.00	12,132,581.24
		1606DR	TEXAS	RITA	62,887,352.00	61,819,437.64
		1607DR	LOUISIANA	RITA	48,090,328.00	39,703,131.61
					369,970,600.00	309,777,291.82
CORPORATE LODGING CONSULTANTS, INC. Total						
PRECISION HOMES	MANUFACTURED HOUSING	1603DR	LOUISIANA	KATRINA	125,000,000.00	125,000,000.00
		1605DR	ALABAMA	KATRINA	162,515,000.00	144,684,716.99
					287,515,000.00	269,684,716.99
PRECISION HOMES Total						
FLUOR DANIEL INC	2594-INSPECTIONS PA TAC	1602DR	FLORIDA	KATRINA	2,800,000.00	994,547.16
		1603DR	LOUISIANA	KATRINA	40,047,000.00	3,425,053.04
		1604DR	MISSISSIPPI	KATRINA	19,550,000.00	2,267,012.47
		1605DR	ALABAMA	KATRINA	570,000.00	
		1606DR	TEXAS	RITA	4,810,000.00	996,099.50
		1607DR	LOUISIANA	RITA	2,375,000.00	
		1609DR	FLORIDA	WILMA	11,645,000.00	615,358.45
		3216EM	TEXAS	KATRINA	2,250,000.00	163,040.52
	MANUFACTURED HOUSING	1603DR	LOUISIANA	KATRINA	193,415,601.00	100,453,155.38
		1605DR	ALABAMA	KATRINA	1,816,792.00	1,155,968.58
		1606DR	TEXAS	RITA	4,701,226.00	66,278.58
		1609DR	FLORIDA	WILMA	1,512,583.00	
					285,493,202.00	110,136,513.68
FLUOR DANIEL INC Total						
DEPARTMENT OF HEALTH AND HUMAN SERVICES	2501-MISSIONS-FOS	1602DR	FLORIDA	KATRINA	365,000.00	
		1603DR	LOUISIANA	KATRINA	515,000.00	
		1604DR	MISSISSIPPI	KATRINA	2,695,000.00	
		1605DR	ALABAMA	KATRINA	50,000.00	
		1606DR	TEXAS	RITA	23,000,000.00	
		1609DR	FLORIDA	WILMA	1,230,000.00	
		3213EM	MISSISSIPPI	KATRINA	50,000.00	
		3214EM	ALABAMA	KATRINA		
		3215EM	ARKANSAS	KATRINA	10,000.00	
		3216EM	TEXAS	KATRINA	80,000.00	
		3217EM	TENNESSEE	KATRINA	2,000.00	
		3218EM	GEORGIA	KATRINA	52,000.00	
		3222EM	NORTH CAROLINA	KATRINA	2,000.00	
		3231EM	KENTUCKY	KATRINA	2,000.00	
		3233EM	SOUTH CAROLINA	KATRINA	2,000.00	
		3259EM	FLORIDA	RITA	10,000.00	
		3261EM	TEXAS	RITA	40,180,000.00	
	2507-MISSIONS-TA	1603DR	LOUISIANA	KATRINA	30,000.00	
		1604DR	MISSISSIPPI	KATRINA	682,300.00	
		3217EM	TENNESSEE	KATRINA	5,000.00	
	2508-MISSIONS-DFA	1603DR	LOUISIANA	KATRINA	85,150,000.00	
		1604DR	MISSISSIPPI	KATRINA	64,895,500.00	



VENDOR ALPHA	PROGRAM NAME	PROG CODE	STATE NAME	EVENT NAME	OBLIGATIONS	EXPENDITURES		
		1605DR	ALABAMA	KATRINA				
		1607DR	LOUISIANA	RITA	25,000,000.00			
		1609DR	FLORIDA	WILMA	8,165,000.00			
		3215EM	ARKANSAS	KATRINA	3,000,000.00			
		3216EM	TEXAS	KATRINA	10,050,000.00			
		3237EM	ALABAMA	KATRINA	1,000,000.00			
		3260EM	LOUISIANA	RITA				
		25XX-OTHER SERVICES	1604DR	MISSISSIPPI	KATRINA	2,909,940.00	40,524.74	
			1605DR	ALABAMA	KATRINA	205,500.00		
			1606DR	TEXAS	RITA	400,000.00		
			1609DR	FLORIDA	WILMA	10,000.00		
		26XX-SUPPLIES & MATERIALS	1604DR	MISSISSIPPI	KATRINA	3,050,000.00	2,551,115.88	
		CRISIS COUNSELING	1604DR	MISSISSIPPI	KATRINA	6,658,389.00	6,658,389.00	
			1605DR	ALABAMA	KATRINA	488,246.00		
DEPARTMENT OF HEALTH AND HUMAN SERVICES Total					279,944,875.00	9,250,029.62		
AMERICAN RED CROSS	2501-MISSIONS-FOS	1603DR	LOUISIANA	KATRINA	50,000.00	2,553.90		
		1606DR	TEXAS	RITA	30,000.00			
		3232EM	MISSOURI	KATRINA	5,000.00			
		3261EM	TEXAS	RITA	10,000.00			
	25XX-OTHER SERVICES	1603DR	LOUISIANA	KATRINA	110,000,000.00	110,000,000.00		
		1604DR	MISSISSIPPI	KATRINA	52,500,000.00	52,500,000.00		
		1605DR	ALABAMA	KATRINA	12,500,000.00	12,500,000.00		
		1606DR	TEXAS	RITA	42,500,000.00	4,839,415.74		
		1607DR	LOUISIANA	RITA	32,500,000.00	32,500,000.00		
		31XX-EQUIPMENT	1604DR	MISSISSIPPI	KATRINA	199,800.00		
	AMERICAN RED CROSS Total					250,294,800.00	212,341,969.64	
	US DEPARTMENT OF LABOR	2501-MISSIONS-FOS	1603DR	LOUISIANA	KATRINA		17,938.44	
			1604DR	MISSISSIPPI	KATRINA	325,000.00		
		2503-UNEMPLOYMENT	1603DR	LOUISIANA	KATRINA	164,627,958.00	164,627,958.00	
1604DR			MISSISSIPPI	KATRINA	55,400,000.00	55,400,000.00		
1605DR			ALABAMA	KATRINA	1,150,000.00	1,150,000.00		
1606DR			TEXAS	RITA	5,089,161.00	5,089,161.00		
1607DR			LOUISIANA	RITA	11,309,413.00	11,309,413.00		
1609DR			FLORIDA	WILMA	5,770,125.00	5,770,125.00		
US DEPARTMENT OF LABOR Total					243,671,657.00	243,364,595.44		
AL EMERGENCY MANAGEMENT AGENCY			414X-HOUSING & OTHER NEEDS	1605DR	ALABAMA	KATRINA	118,694,783.12	112,878,077.52
	416X-PUBLIC ASSISTANCE	1605DR	ALABAMA	KATRINA	90,748,702.82	55,920,204.47		
		3237EM	ALABAMA	KATRINA	868,814.94	800,853.56		
	CRISIS COUNSELING	1605DR	ALABAMA	KATRINA	3,135,574.00	730,891.15		
AL EMERGENCY MANAGEMENT AGENCY Total					213,447,874.88	170,330,026.70		
FEDERAL PROTECTIVE SERVICE/DHS	2501-MISSIONS-FOS	1603DR	LOUISIANA	KATRINA	132,651,820.00	619,180.47		
		1604DR	MISSISSIPPI	KATRINA	17,220,773.00	252,566.50		
		1605DR	ALABAMA	KATRINA	5,452,500.00	54,484.91		
		1606DR	TEXAS	RITA	6,110,000.00			
		1607DR	LOUISIANA	RITA	5,000,000.00			
		1609DR	FLORIDA	WILMA	30,371,511.90			
		3213EM	MISSISSIPPI	KATRINA	188,608.00			
		3214EM	ALABAMA	KATRINA	31,478.00			
		3215EM	ARKANSAS	KATRINA	345,000.00			
		3216EM	TEXAS	KATRINA	6,000,000.00			
		3259EM	FLORIDA	RITA	10,000.00			
		3260EM	LOUISIANA	RITA	125,000.00			
		3261EM	TEXAS	RITA	100,000.00			
		2507-MISSIONS-TA	1603DR	LOUISIANA	KATRINA			
		2508-MISSIONS-DFA	1603DR	LOUISIANA	KATRINA			
			1604DR	MISSISSIPPI	KATRINA	700,000.00	35,231.08	
		1609DR	FLORIDA	WILMA	150,000.00			
		3260EM	LOUISIANA	RITA	100,000.00			
	25XX-OTHER SERVICES	1602DR	FLORIDA	KATRINA	5,616,000.00			
		1605DR	ALABAMA	KATRINA	70,272.00			
	FEDERAL PROTECTIVE SERVICE/DHS Total					210,242,962.90	961,462.96	
	US COAST GUARD	2501-MISSIONS-FOS	1602DR	FLORIDA	KATRINA	1.00		
			1603DR	LOUISIANA	KATRINA	2,775,000.00		
1604DR			MISSISSIPPI	KATRINA	13,970,000.00			
1605DR			ALABAMA	KATRINA	2,275,000.00			
1606DR			TEXAS	RITA	100,000.00			
1609DR			FLORIDA	WILMA	50,000.00			
3214EM			ALABAMA	KATRINA				
3259EM			FLORIDA	RITA	16,000.00			
3260EM			LOUISIANA	RITA	25,000.00			
3261EM			TEXAS	RITA	322,000.00			
2507-MISSIONS-TA			1603DR	LOUISIANA	KATRINA	30,000.00		
2508-MISSIONS-DFA			1603DR	LOUISIANA	KATRINA	116,000,000.00		
			1604DR	MISSISSIPPI	KATRINA	30,000,000.00		



VENDOR ALPHA	PROGRAM NAME	PROG CODE	STATE NAME	EVENT NAME	OBLIGATIONS	EXPENDITURES
		1605DR	ALABAMA	KATRINA		
		1606DR	TEXAS	RITA	8,000,000.00	
		1607DR	LOUISIANA	RITA	18,400,000.00	
		1609DR	FLORIDA	WILMA	70,000.00	
US COAST GUARD Total					192,033,001.00	
GENERAL SERVICES ADMINISTRATION	21XX-TRAVEL OF PEOPLE	1604DR	MISSISSIPPI	KATRINA	32,208.00	
	22XX-TRANSPORT OF THINGS	1602DR	FLORIDA	KATRINA	20,000.00	
		1603DR	LOUISIANA	KATRINA	4,240,000.00	
		1604DR	MISSISSIPPI	KATRINA	640,000.00	
		1605DR	ALABAMA	KATRINA	361,600.00	
		1606DR	TEXAS	RITA	80,000.00	
		1607DR	LOUISIANA	RITA	2,000.00	
	23XX-RENT, COMM, UTILITIES	1602DR	FLORIDA	KATRINA	300,000.00	300,000.00
		1603DR	LOUISIANA	KATRINA	4,657,456.00	4,364,294.11
		1604DR	MISSISSIPPI	KATRINA	2,379,451.00	2,195,805.28
		1605DR	ALABAMA	KATRINA	643,984.00	609,787.00
		1606DR	TEXAS	RITA	2,289,430.00	1,920,065.72
		1607DR	LOUISIANA	RITA	1,403,062.00	1,003,901.94
		1609DR	FLORIDA	WILMA	100,000.00	100,000.00
		3214EM	ALABAMA	KATRINA	30,000.00	30,000.00
		1602DR	FLORIDA	KATRINA	165,000.00	
		1603DR	LOUISIANA	KATRINA	11,705,000.00	87,919.52
		1604DR	MISSISSIPPI	KATRINA	62,623,291.00	208,034.01
		1605DR	ALABAMA	KATRINA	11,333,000.00	
		1606DR	TEXAS	RITA	370,000.00	
		1607DR	LOUISIANA	RITA	5,502,685.00	
		1609DR	FLORIDA	WILMA	170,000.00	3,334.32
		3212EM	LOUISIANA	KATRINA	4,000,000.00	
		3213EM	MISSISSIPPI	KATRINA	1,770,000.00	
		3214EM	ALABAMA	KATRINA		
		3215EM	ARKANSAS	KATRINA	60,000.00	7,451.56
		3216EM	TEXAS	KATRINA	285,000.00	7,872.19
		3224EM	COLORADO	KATRINA		
		3259EM	FLORIDA	RITA	10,000.00	
		3261EM	TEXAS	RITA	520,000.00	
	2501-MISSIONS-FOS	1603DR	LOUISIANA	KATRINA	1,000,000.00	
		1604DR	MISSISSIPPI	KATRINA		
		1609DR	FLORIDA	WILMA		
		3212EM	LOUISIANA	KATRINA	1,500,000.00	
		3223EM	UTAH	KATRINA	5,000.00	
	2508-MISSIONS-DFA	1603DR	LOUISIANA	KATRINA	5,340,000.00	1,469,666.67
		1604DR	MISSISSIPPI	KATRINA	52,638,892.95	1,217,428.39
		1605DR	ALABAMA	KATRINA	144,000.00	
		1609DR	FLORIDA	WILMA	5,128,000.00	
	25XX-OTHER SERVICES	1603DR	LOUISIANA	KATRINA	1,053.45	
		1604DR	MISSISSIPPI	KATRINA	60,000.00	
GENERAL SERVICES ADMINISTRATION Total					181,510,113.40	13,525,560.71
CH2M HILL CONSTRUCTORS, INC.	2507-MISSIONS-TA	1604DR	MISSISSIPPI	KATRINA		
	2592-INSPECTIONS IHP/IFG	1604DR	MISSISSIPPI	KATRINA	1,528,423.83	
	MANUFACTURED HOUSING	1603DR	LOUISIANA	KATRINA	91,329,336.56	845,010.23
		1604DR	MISSISSIPPI	KATRINA	38,147,852.34	5,826,465.45
		1605DR	ALABAMA	KATRINA	24,548,524.99	14,838,444.55
		1606DR	TEXAS	RITA	25,359,685.09	7,770,048.55
CH2M HILL CONSTRUCTORS, INC. Total					180,913,822.81	29,279,968.78
SHAW ENVIRONMENTAL & INFRASTRUCTURE	MANUFACTURED HOUSING	1603DR	LOUISIANA	KATRINA	145,774,089.50	92,867,930.41
		1604DR	MISSISSIPPI	KATRINA	2,756,363.00	1,446,033.17
		1605DR	ALABAMA	KATRINA	9,949,690.00	3,009,800.46
		1606DR	TEXAS	RITA	11,666,984.00	7,379,209.85
		1607DR	LOUISIANA	RITA	1,503,895.00	882,171.94
SHAW ENVIRONMENTAL & INFRASTRUCTURE Total					171,651,021.50	105,585,145.83
CLEARBROOK LLC	23XX-RENT, COMM, UTILITIES	1603DR	LOUISIANA	KATRINA	21,724,500.00	13,374,912.75
	25XX-OTHER SERVICES	1603DR	LOUISIANA	KATRINA	30,823,240.00	4,825,063.81
	26XX-SUPPLIES & MATERIALS	1607DR	LOUISIANA	RITA	8,390,250.00	8,189,240.40
	31XX-EQUIPMENT	1603DR	LOUISIANA	KATRINA	8,289,596.00	6,284,560.00
	32XX-LAND & STRUCTURES	1603DR	LOUISIANA	KATRINA	363,700.00	186,848.00
	MANUFACTURED HOUSING	1603DR	LOUISIANA	KATRINA	97,306,980.00	96,774,868.00
CLEARBROOK LLC Total					166,898,266.00	129,635,492.96
GBL'S	22XX-TRANSPORT OF THINGS	1602DR	FLORIDA	KATRINA	500,000.00	32,877.28
		1603DR	LOUISIANA	KATRINA	106,000,000.00	40,252,244.15
		1604DR	MISSISSIPPI	KATRINA	26,030,000.00	18,621,706.40
		1605DR	ALABAMA	KATRINA	7,040,000.00	1,621,927.72
		1606DR	TEXAS	RITA	2,050,000.00	995,487.66
		1607DR	LOUISIANA	RITA	50,000.00	9,075.16
		1609DR	FLORIDA	WILMA	10,000,000.00	926,381.73

VENDOR ALPHA	PROGRAM NAME	PROG CODE	STATE NAME	EVENT NAME	OBLIGATIONS	EXPENDITURES
	25XX-OTHER SERVICES	1603DR	LOUISIANA	KATRINA	2,500.00	
GBL'S Total					151,672,500.00	62,459,700.10
CMH MANUFACTURING, INC.	MANUFACTURED HOUSING	1603DR	LOUISIANA	KATRINA	69,790,000.00	28,964,545.00
		1604DR	MISSISSIPPI	KATRINA	69,177,578.79	69,174,578.79
CMH MANUFACTURING, INC. Total					138,967,578.79	98,139,123.79
PARTNERSHIP FOR RESPONSE & RECOVERY	2592-INSPECTIONS IHP/IFG	1603DR	LOUISIANA	KATRINA	49,237,570.40	33,537,497.48
		1604DR	MISSISSIPPI	KATRINA	48,518,439.84	34,177,593.90
		1606DR	TEXAS	RITA	495,566.55	
		1607DR	LOUISIANA	RITA	14,211,750.00	10,094,727.84
		1609DR	FLORIDA	WILMA	24,363,000.00	19,935,187.17
	25XX-OTHER SERVICES	1603DR	LOUISIANA	KATRINA		
PARTNERSHIP FOR RESPONSE & RECOVERY Total					136,826,326.79	97,745,006.39
NORTH AMERICAN CATASTROPHE SVCS INC	MANUFACTURED HOUSING	1603DR	LOUISIANA	KATRINA	69,232,757.00	40,719,907.58
		1605DR	ALABAMA	KATRINA	53,989,838.00	50,085,317.94
		1609DR	FLORIDA	WILMA	4,194,556.00	
NORTH AMERICAN CATASTROPHE SVCS INC Total					127,417,151.00	90,805,225.52
FEMA GROUP TRAVEL	21XX-TRAVEL OF PEOPLE	1602DR	FLORIDA	KATRINA	1,564,000.00	1,561,483.03
		1603DR	LOUISIANA	KATRINA	34,875,022.26	32,337,129.24
		1604DR	MISSISSIPPI	KATRINA	36,216,330.49	24,332,458.98
		1605DR	ALABAMA	KATRINA	10,189,385.32	7,388,256.58
		1606DR	TEXAS	RITA	18,333,334.65	15,261,198.67
		1607DR	LOUISIANA	RITA	1,588,157.96	1,321,223.51
		1609DR	FLORIDA	WILMA	10,604,650.00	9,122,100.92
		3212EM	LOUISIANA	KATRINA	5,559.37	5,559.37
		3215EM	ARKANSAS	KATRINA	1,192,159.85	1,116,746.89
		3216EM	TEXAS	KATRINA	3,076,322.65	2,812,616.66
		3217EM	TENNESSEE	KATRINA	70,000.00	67,982.84
		3218EM	GEORGIA	KATRINA	40,000.00	767.15
		3219EM	OKLAHOMA	KATRINA	78,459.16	67,328.15
		3221EM	WEST VIRGINIA	KATRINA	28,221.70	26,021.70
		3223EM	UTAH	KATRINA	74,189.00	18,931.81
		3224EM	COLORADO	KATRINA	107,487.74	74,735.52
		3225EM	MICHIGAN	KATRINA	160,000.00	59,426.55
		3226EM	DISTRICT OF COLUMBIA	KATRINA	37,508.56	36,274.94
		3227EM	WASHINGTON	KATRINA	34,497.12	34,193.44
		3228EM	OREGON	KATRINA	20,421.63	13,458.82
		3229EM	NEW MEXICO	KATRINA	44,429.60	40,024.71
		3230EM	ILLINOIS	KATRINA	50,000.00	630.40
		3231EM	KENTUCKY	KATRINA	20,000.00	7,960.79
		3232EM	MISSOURI	KATRINA	213,804.50	183,621.74
		3233EM	SOUTH CAROLINA	KATRINA	55,000.00	40,089.27
		3234EM	SOUTH DAKOTA	KATRINA	58,872.00	5,135.36
		3235EM	PENNSYLVANIA	KATRINA	99,191.97	76,907.34
		3236EM	KANSAS	KATRINA	30,098.36	98.36
		3238EM	INDIANA	KATRINA	50,000.00	
		3239EM	IOWA	KATRINA	55,000.00	4,927.66
		3240EM	VIRGINIA	KATRINA	19,422.94	7,659.06
		3241EM	ARIZONA	KATRINA	108,740.00	52,859.87
		3242EM	MINNESOTA	KATRINA	50,000.00	
		3243EM	NEVADA	KATRINA	134,820.00	76,285.57
		3244EM	IDAHO	KATRINA	3,603.26	3,603.26
		3245EM	NEBRASKA	KATRINA	55,277.30	1,301.61
		3246EM	CONNECTICUT	KATRINA	39,800.00	6,209.38
		3247EM	NORTH DAKOTA	KATRINA	62,113.00	15,492.46
		3248EM	CALIFORNIA	KATRINA	276,780.00	191,761.41
		3249EM	WISCONSIN	KATRINA	50,000.00	
		3250EM	OHIO	KATRINA	50,000.00	
		3251EM	MARYLAND	KATRINA	58,327.12	52,711.86
		3252EM	MASSACHUSETTS	KATRINA	59,800.00	44,309.03
		3253EM	MONTANA	KATRINA	53,459.07	4,524.11
		3255EM	RHODE ISLAND	KATRINA	26,000.00	7,916.15
		3256EM	MAINE	KATRINA	6,000.00	
		3257EM	NEW JERSEY	KATRINA	2,366.13	1,263.90
		3258EM	NEW HAMPSHIRE	KATRINA	6,000.00	91.71
		3259EM	FLORIDA	RITA	80,000.00	25,059.98
		3261EM	TEXAS	RITA	13,237.61	13,237.61
		3262EM	NEW YORK	KATRINA	60,000.00	59,704.27
		3263EM	DELAWARE	KATRINA	1,000.00	
	MANUFACTURED HOUSING	1603DR	LOUISIANA	KATRINA	108,000.00	
FEMA GROUP TRAVEL Total					120,296,850.32	96,581,280.64
ALLTECH	2592-INSPECTIONS IHP/IFG	1603DR	LOUISIANA	KATRINA	37,059,872.96	23,839,333.86
		1605DR	ALABAMA	KATRINA	8,123,500.00	6,896,999.20
		1606DR	TEXAS	RITA	37,166,430.64	22,371,587.26
		1607DR	LOUISIANA	RITA	13,293,000.00	8,571,991.03

VENDOR ALPHA	PROGRAM NAME	PROG CODE	STATE NAME	EVENT NAME	OBLIGATIONS	EXPENDITURES
		1609DR	FLORIDA	WILMA	14,770,000.00	10,964,930.11
ALLTECH Total					110,412,803.60	72,644,841.46
NISTC	2594-INSPECTIONS PA TAC	1602DR	FLORIDA	KATRINA	4,024,400.00	1,718,791.06
		1603DR	LOUISIANA	KATRINA	63,045,200.00	5,584,542.48
		1604DR	MISSISSIPPI	KATRINA	31,460,300.00	3,812,430.39
		1605DR	ALABAMA	KATRINA	878,600.00	401,047.50
		1606DR	TEXAS	RITA	3,729,300.00	358.00
		1609DR	FLORIDA	WILMA	5,341,800.00	
		3240EM	VIRGINIA	KATRINA	339,100.00	
NISTC Total					108,818,700.00	11,517,169.43
BOURGET'S OF THE SOUTH, LLC	MANUFACTURED HOUSING	1603DR	LOUISIANA	KATRINA	7,355,005.60	7,355,005.60
		1605DR	ALABAMA	KATRINA	98,100,000.00	82,027,950.00
BOURGET'S OF THE SOUTH, LLC Total					105,455,005.60	89,382,955.60
AMERICOLD LOGISTICS LLC	22XX-TRANSPORT OF THINGS	1603DR	LOUISIANA	KATRINA	6,000,000.00	
		1604DR	MISSISSIPPI	KATRINA	25,168,506.58	25,000,000.00
	25XX-OTHER SERVICES	1603DR	LOUISIANA	KATRINA	6,000,000.00	
		1604DR	MISSISSIPPI	KATRINA	50,000,000.00	49,065,288.41
AMERICOLD LOGISTICS LLC Total					87,168,506.58	74,065,288.41
HOUSING & URBAN DEVELOPMENT	2501-MISSIONS-FOS	1603DR	LOUISIANA	KATRINA	3,695,000.00	
		1604DR	MISSISSIPPI	KATRINA	75,000.00	
		1605DR	ALABAMA	KATRINA		
		1606DR	TEXAS	RITA	120,000.00	
		3216EM	TEXAS	KATRINA	100,000.00	
	2508-MISSIONS-DFR	1603DR	LOUISIANA	KATRINA	79,000,000.00	11,127,134.00
HOUSING & URBAN DEVELOPMENT Total					82,990,000.00	11,127,134.00
CHAMPION HOME BUILDERS CO	MANUFACTURED HOUSING	1603DR	LOUISIANA	KATRINA	80,759,579.79	66,669,248.94
CHAMPION HOME BUILDERS CO Total					80,759,579.79	66,669,248.94
EMERGENCY RESPONSE PROG MANAGEMENT	2594-INSPECTIONS PA TAC	1602DR	FLORIDA	KATRINA	1,360,000.00	1,181,179.00
		1603DR	LOUISIANA	KATRINA	46,179,700.00	6,804,520.96
		1604DR	MISSISSIPPI	KATRINA	14,296,100.00	6,166,184.17
		1606DR	TEXAS	RITA	2,292,800.00	891,155.28
		1609DR	FLORIDA	WILMA	11,123,500.00	1,063,919.48
		3215EM	ARKANSAS	KATRINA	1,583,900.00	467,380.73
		3216EM	TEXAS	KATRINA	1,627,600.00	772,071.94
		3229EM	NEW MEXICO	KATRINA	95,700.00	74,645.38
EMERGENCY RESPONSE PROG MANAGEMENT Total					78,559,300.00	17,421,056.94
US BANK	21XX-TRAVEL OF PEOPLE	1603DR	LOUISIANA	KATRINA	38,950.00	17,178.58
		1604DR	MISSISSIPPI	KATRINA	40,898.90	3,226.41
		1605DR	ALABAMA	KATRINA	25,000.00	3,561.05
		1606DR	TEXAS	RITA	400,000.00	
		1607DR	LOUISIANA	RITA	30,000.00	19,813.91
		1609DR	FLORIDA	WILMA	53,500.00	503.57
		3215EM	ARKANSAS	KATRINA	1,000.00	
	22XX-TRANSPORT OF THINGS	1602DR	FLORIDA	KATRINA	5,000.00	140.00
		1603DR	LOUISIANA	KATRINA	40,560.43	
		1604DR	MISSISSIPPI	KATRINA	6,100.00	696.00
		1606DR	TEXAS	RITA	35,000.00	764.10
		1609DR	FLORIDA	WILMA	10,000.00	
		3215EM	ARKANSAS	KATRINA	8,600.00	2,420.00
		3216EM	TEXAS	KATRINA	10,000.00	1,950.60
	23XX-RENT, COMM, UTILITIES	1603DR	LOUISIANA	KATRINA	1,422,690.00	329,078.18
		1604DR	MISSISSIPPI	KATRINA	308,596.79	118,282.32
		1605DR	ALABAMA	KATRINA	59,000.00	21,505.00
		1606DR	TEXAS	RITA	78,000.00	15,024.69
		1607DR	LOUISIANA	RITA	446,400.00	1,400.00
		1609DR	FLORIDA	WILMA	50,000.00	5,193.94
		3215EM	ARKANSAS	KATRINA	11,000.00	2,791.50
		3216EM	TEXAS	KATRINA	8,787.50	4,546.11
		3219EM	OKLAHOMA	KATRINA		
		3229EM	NEW MEXICO	KATRINA		
		3261EM	TEXAS	RITA	50,000.00	4,733.42
	24XX-PRINT & REPRO	1602DR	FLORIDA	KATRINA	10,500.00	
		1603DR	LOUISIANA	KATRINA	358,224.38	23,245.81
		1604DR	MISSISSIPPI	KATRINA	773,025.05	231,806.92
		1605DR	ALABAMA	KATRINA	200,892.00	72,873.06
		1606DR	TEXAS	RITA	341,360.00	120,186.43
		1607DR	LOUISIANA	RITA	170,000.00	63,675.01
		1609DR	FLORIDA	WILMA	80,749.80	19,181.91
		3215EM	ARKANSAS	KATRINA	5,150.00	2,234.46
		3216EM	TEXAS	KATRINA	31,554.44	23,596.04
		3219EM	OKLAHOMA	KATRINA	800.00	755.65
		3229EM	NEW MEXICO	KATRINA	45.00	36.64

VENDOR ALPHA	PROGRAM NAME	PROG CODE	STATE NAME	EVENT NAME	OBLIGATIONS	EXPENDITURES
		3261EM	TEXAS	RITA	20,000.00	20,000.00
	25XX-OTHER SERVICES	1602DR	FLORIDA	KATRINA	10,000.00	4,304.18
		1603DR	LOUISIANA	KATRINA	3,013,653.88	1,140,628.06
		1604DR	MISSISSIPPI	KATRINA	1,085,284.28	649,077.31
		1605DR	ALABAMA	KATRINA	160,000.00	41,128.96
		1606DR	TEXAS	RITA	290,641.87	96,496.21
		1607DR	LOUISIANA	RITA	752,162.58	30,593.51
		1609DR	FLORIDA	WILMA	137,948.00	5,737.12
		3215EM	ARKANSAS	KATRINA	5,000.00	1,125.00
		3216EM	TEXAS	KATRINA	15,425.96	11,537.29
		3219EM	OKLAHOMA	KATRINA		
		3229EM	NEW MEXICO	KATRINA		
		3261EM	TEXAS	RITA	50,000.00	590.39
	26XX-SUPPLIES & MATERIALS	1602DR	FLORIDA	KATRINA	74,703.70	37,991.05
		1603DR	LOUISIANA	KATRINA	19,223,461.48	5,672,396.06
		1604DR	MISSISSIPPI	KATRINA	8,884,816.27	4,859,959.80
		1605DR	ALABAMA	KATRINA	3,065,161.51	1,783,635.25
		1606DR	TEXAS	RITA	2,002,155.19	602,227.72
		1607DR	LOUISIANA	RITA	6,676,759.44	2,696,649.06
		1609DR	FLORIDA	WILMA	736,000.10	329,471.94
		3212EM	LOUISIANA	KATRINA	2,000.00	1,284.11
		3215EM	ARKANSAS	KATRINA	103,401.00	43,285.25
		3216EM	TEXAS	KATRINA	271,829.53	197,038.79
		3219EM	OKLAHOMA	KATRINA		
		3221EM	WEST VIRGINIA	KATRINA	100.00	94.45
		3223EM	UTAH	KATRINA	4,000.00	
		3224EM	COLORADO	KATRINA	4,000.00	1,729.21
		3225EM	MICHIGAN	KATRINA	2,000.00	711.67
		3227EM	WASHINGTON	KATRINA	250.00	112.64
		3229EM	NEW MEXICO	KATRINA	115.74	15.74
		3232EM	MISSOURI	KATRINA	5,000.00	1,791.16
		3261EM	TEXAS	RITA	135,500.00	22,851.20
	31XX-EQUIPMENT	1602DR	FLORIDA	KATRINA	89,500.00	26,622.00
		1603DR	LOUISIANA	KATRINA	6,999,913.03	2,550,425.13
		1604DR	MISSISSIPPI	KATRINA	5,485,200.58	3,815,163.19
		1605DR	ALABAMA	KATRINA	910,396.92	467,930.39
		1606DR	TEXAS	RITA	489,183.04	94,226.22
		1607DR	LOUISIANA	RITA	1,476,743.79	51,311.92
		1609DR	FLORIDA	WILMA	140,500.00	23,416.49
		3215EM	ARKANSAS	KATRINA	18,700.00	8,816.91
		3216EM	TEXAS	KATRINA	113,301.90	90,591.92
		3219EM	OKLAHOMA	KATRINA		
		3229EM	NEW MEXICO	KATRINA		
		3261EM	TEXAS	RITA	90,000.00	38,375.82
	MANUFACTURED HOUSING	1603DR	LOUISIANA	KATRINA	50,000.00	37,369.51
		1604DR	MISSISSIPPI	KATRINA	16,500.00	16,500.00
					67,722,694.08	26,583,613.94
US BANK Total						
CUSTOMS AND BORDER PROTECTION	2501-MISSIONS-FOS	1602DR	FLORIDA	KATRINA	11,447,424.00	6,226,283.63
		1603DR	LOUISIANA	KATRINA	28,410,525.00	
		1604DR	MISSISSIPPI	KATRINA	8,517,200.00	266,152.45
		3216EM	TEXAS	KATRINA	500,000.00	
		3261EM	TEXAS	RITA	12,000,000.00	
	2508-MISSIONS-DFA	1604DR	MISSISSIPPI	KATRINA		
	26XX-SUPPLIES & MATERIALS	1604DR	MISSISSIPPI	KATRINA	302,730.00	302,730.00
CUSTOMS AND BORDER PROTECTION Total					61,177,879.00	6,795,166.08
U S DEPARTMENT OF JUSTICE	2501-MISSIONS-FOS	1603DR	LOUISIANA	KATRINA	2,764,600.00	
		1604DR	MISSISSIPPI	KATRINA	2,035,000.00	
		1609DR	FLORIDA	WILMA	45,000.00	
	2507-MISSIONS-TA	1603DR	LOUISIANA	KATRINA	150,000.00	
	2508-MISSIONS-DFA	1603DR	LOUISIANA	KATRINA	45,313,000.00	3,008,244.16
		1604DR	MISSISSIPPI	KATRINA	4,867,000.00	61,286.81
U S DEPARTMENT OF JUSTICE Total					55,174,600.00	3,069,530.97
Grand Total					24,415,167,032.02	11,619,956,263.50

FINANCIAL INFORMATION TOOL
FOR HURRICANE KATRINA, RITA, & WILMA DECLARATIONS ONLY
FEMA CREDIT CARDS ONLY *

AS OF 02-22-2006 AT 7 AM

VENDOR ALPHA	PROGRAM NAME	OBLIGATIONS	EXPENDITURES
BANK ONE DBA JPMORGAN CHASE BAN	21XX-TRAVEL OF PEOPLE		
	25XX-OTHER SERVICES	341,510.00	77,665.55
	26XX-SUPPLIES & MATERIALS	3,842,890.80	1,340,314.45
BANK ONE DBA JPMORGAN CHASE BANK Total		4,184,400.80	1,417,980.00
CITIBANK	21XX-TRAVEL OF PEOPLE	45,549,639.13	43,118,033.63
	25XX-OTHER SERVICES	50,000.00	
	26XX-SUPPLIES & MATERIALS	548,500.00	348,595.72
CITIBANK Total		46,148,139.13	43,466,629.35
US BANK	21XX-TRAVEL OF PEOPLE	589,348.90	44,283.52
	22XX-TRANSPORT OF THINGS	115,260.43	5,970.70
	23XX-RENT, COMM, UTILITIES	2,434,474.29	502,555.16
	24XX-PRINT & REPRO	1,992,300.67	577,591.93
	25XX-OTHER SERVICES	5,520,116.57	1,981,218.03
	26XX-SUPPLIES & MATERIALS	41,191,253.96	16,251,245.10
	31XX-EQUIPMENT	15,813,439.26	7,166,879.99
	MANUFACTURED HOUSING	66,500.00	53,869.51
US BANK Total		67,722,694.08	26,583,613.94
Grand Total		118,055,234.01	71,468,223.29

NAME OF CARD	PURPOSE/USES
BANK ONE DBA JPMORGAN CHASE BANK	Fleetcard for fuel, oil, etc for government vehicles
CITIBANK	Centrally billed travel
US BANK	FEMA Purchase card

* Does not include Individually Billed Travel (IBT) Credit Cards that are issued to FEMA Travelers

FINANCIAL INFORMATION TOOL
FOR HURRICANE KATRINA, RITA, & WILMA DECLARATIONS ONLY
FEMA CREDIT CARDS ONLY *

AS OF 02-22-2006 AT 7 AM

PROG CODE	STATE NAME	EVENT NAME	VENDOR ALPHA	PROGRAM NAME	OBLIGATIONS	EXPENDITURES				
1602DR	FLORIDA	KATRINA	US BANK	22XX-TRANSPORT OF THINGS	5,000.00	140.00				
				24XX-PRINT & REPRO	10,500.00					
				25XX-OTHER SERVICES	10,000.00	4,304.18				
				26XX-SUPPLIES & MATERIALS	74,703.70	37,991.05				
				31XX-EQUIPMENT	89,500.00	26,622.00				
1602DR Total					189,703.70	69,057.23				
1603DR	LOUISIANA	KATRINA	BANK ONE DBA JPMORGAN CHASE BANK	26XX-SUPPLIES & MATERIALS	1,075,770.80	482,796.83				
				CITIBANK	21XX-TRAVEL OF PEOPLE	17,846,918.53	17,048,189.82			
			US BANK	26XX-SUPPLIES & MATERIALS	332,000.00	251,647.87				
				21XX-TRAVEL OF PEOPLE	38,950.00	17,178.58				
				22XX-TRANSPORT OF THINGS	40,560.43					
				23XX-RENT, COMM, UTILITIES	1,422,690.00	329,078.18				
				24XX-PRINT & REPRO	358,224.38	23,245.81				
				25XX-OTHER SERVICES	3,013,653.88	1,140,628.06				
				26XX-SUPPLIES & MATERIALS	19,223,461.48	5,672,396.06				
				31XX-EQUIPMENT	6,999,913.03	2,550,425.13				
				MANUFACTURED HOUSING	50,000.00	37,369.51				
				1603DR Total					50,402,142.53	27,552,955.85
				1604DR	MISSISSIPPI	KATRINA	BANK ONE DBA JPMORGAN CHASE BANK	25XX-OTHER SERVICES	283,500.00	44,706.60
26XX-SUPPLIES & MATERIALS	486,000.00	376,649.79								
CITIBANK	21XX-TRAVEL OF PEOPLE	15,940,302.30	15,484,761.08							
	26XX-SUPPLIES & MATERIALS	91,000.00	29,893.34							
US BANK	21XX-TRAVEL OF PEOPLE	40,898.90	3,226.41							
	22XX-TRANSPORT OF THINGS	6,100.00	696.00							
	23XX-RENT, COMM, UTILITIES	308,596.79	118,282.32							
	24XX-PRINT & REPRO	773,025.05	231,806.92							
	25XX-OTHER SERVICES	1,085,284.28	649,077.31							
	26XX-SUPPLIES & MATERIALS	8,884,816.27	4,859,959.80							
	31XX-EQUIPMENT	5,485,200.58	3,815,163.19							
	MANUFACTURED HOUSING	16,500.00	16,500.00							
	1604DR Total						33,401,224.17	25,630,722.76		
1605DR	ALABAMA	KATRINA	BANK ONE DBA JPMORGAN CHASE BANK	25XX-OTHER SERVICES	57,800.00	32,749.99				
				26XX-SUPPLIES & MATERIALS	867,000.00	104,330.18				
			CITIBANK	21XX-TRAVEL OF PEOPLE	5,588,313.70	4,888,819.95				
				26XX-SUPPLIES & MATERIALS	13,000.00	134.44				
			US BANK	21XX-TRAVEL OF PEOPLE	25,000.00	3,561.05				
				23XX-RENT, COMM, UTILITIES	59,000.00	21,505.00				
				24XX-PRINT & REPRO	200,892.00	72,873.06				
				25XX-OTHER SERVICES	160,000.00	41,128.96				
				26XX-SUPPLIES & MATERIALS	3,065,161.51	1,783,635.25				
				31XX-EQUIPMENT	910,396.92	467,930.39				
1605DR Total					10,946,564.13	7,416,668.27				
1606DR	TEXAS	RITA	BANK ONE DBA JPMORGAN CHASE BANK	21XX-TRAVEL OF PEOPLE						
				26XX-SUPPLIES & MATERIALS	615,000.00	71,091.41				
			CITIBANK	21XX-TRAVEL OF PEOPLE	4,150,113.61	4,146,563.61				
				26XX-SUPPLIES & MATERIALS	112,500.00	66,920.07				
			US BANK	21XX-TRAVEL OF PEOPLE	400,000.00					
				22XX-TRANSPORT OF THINGS	35,000.00	764.10				
				23XX-RENT, COMM, UTILITIES	78,000.00	15,024.69				
24XX-PRINT & REPRO	341,360.00	120,186.43								
25XX-OTHER SERVICES	290,641.87	96,496.21								



PROG CODE	STATE NAME	EVENT NAME	VENDOR ALPHA	PROGRAM NAME	OBLIGATIONS	EXPENDITURES
				26XX-SUPPLIES & MATERIALS	2,002,155.19	602,227.72
				31XX-EQUIPMENT	489,183.04	94,226.22
1606DR Total					8,513,953.71	5,213,500.46
1607DR	LOUISIANA	RITA	BANK ONE DBA JPMORGAN CHASE BANK	26XX-SUPPLIES & MATERIALS	310,524.00	200,518.44
			CITIBANK	21XX-TRAVEL OF PEOPLE	1,001,842.04	1,001,842.04
			US BANK	21XX-TRAVEL OF PEOPLE	30,000.00	19,813.91
				23XX-RENT, COMM, UTILITIES	446,400.00	1,400.00
				24XX-PRINT & REPRO	170,000.00	63,675.01
				25XX-OTHER SERVICES	752,162.58	30,593.51
				26XX-SUPPLIES & MATERIALS	6,676,759.44	2,696,649.06
				31XX-EQUIPMENT	1,476,743.79	51,311.92
1607DR Total					10,864,431.85	4,065,803.89
1609DR	FLORIDA	WILMA	BANK ONE DBA JPMORGAN CHASE BANK	21XX-TRAVEL OF PEOPLE		
				25XX-OTHER SERVICES	210.00	208.96
				26XX-SUPPLIES & MATERIALS	487,096.00	103,427.80
			CITIBANK	21XX-TRAVEL OF PEOPLE	1,000,826.35	530,691.01
				25XX-OTHER SERVICES	50,000.00	
			US BANK	21XX-TRAVEL OF PEOPLE	53,500.00	503.57
				22XX-TRANSPORT OF THINGS	10,000.00	
				23XX-RENT, COMM, UTILITIES	50,000.00	5,193.94
				24XX-PRINT & REPRO	80,749.80	19,181.91
				25XX-OTHER SERVICES	137,948.00	5,737.12
				26XX-SUPPLIES & MATERIALS	736,000.10	329,471.94
				31XX-EQUIPMENT	140,500.00	23,416.49
1609DR Total					2,746,830.25	1,017,832.74
3212EM	LOUISIANA	KATRINA	US BANK	26XX-SUPPLIES & MATERIALS	2,000.00	1,284.11
3212EM Total					2,000.00	1,284.11
3215EM	ARKANSAS	KATRINA	CITIBANK	21XX-TRAVEL OF PEOPLE	273.15	273.15
			US BANK	21XX-TRAVEL OF PEOPLE	1,000.00	
				22XX-TRANSPORT OF THINGS	8,600.00	2,420.00
				23XX-RENT, COMM, UTILITIES	11,000.00	2,791.50
				24XX-PRINT & REPRO	5,150.00	2,234.46
				25XX-OTHER SERVICES	5,000.00	1,125.00
				26XX-SUPPLIES & MATERIALS	103,401.00	43,285.25
				31XX-EQUIPMENT	18,700.00	8,816.91
3215EM Total					153,124.15	60,946.27
3216EM	TEXAS	KATRINA	BANK ONE DBA JPMORGAN CHASE BANK	26XX-SUPPLIES & MATERIALS		
			CITIBANK	21XX-TRAVEL OF PEOPLE	15,561.27	15,561.27
			US BANK	22XX-TRANSPORT OF THINGS	10,000.00	1,950.60
				23XX-RENT, COMM, UTILITIES	8,787.50	4,546.11
				24XX-PRINT & REPRO	31,554.44	23,596.04
				25XX-OTHER SERVICES	15,425.96	11,537.29
				26XX-SUPPLIES & MATERIALS	271,829.53	197,038.79
				31XX-EQUIPMENT	113,301.90	90,591.92
3216EM Total					466,460.60	344,822.02
3219EM	OKLAHOMA	KATRINA	US BANK	23XX-RENT, COMM, UTILITIES		
				24XX-PRINT & REPRO	800.00	755.65
				25XX-OTHER SERVICES		
				26XX-SUPPLIES & MATERIALS		
				31XX-EQUIPMENT		
3219EM Total					800.00	755.65
3221EM	WEST VIRGINIA	KATRINA	CITIBANK	21XX-TRAVEL OF PEOPLE	1,331.70	1,331.70
			US BANK	26XX-SUPPLIES & MATERIALS	100.00	94.45
3221EM Total					1,431.70	1,426.15
3223EM	UTAH	KATRINA	CITIBANK	21XX-TRAVEL OF PEOPLE	517.85	
			US BANK	26XX-SUPPLIES & MATERIALS	4,000.00	
3223EM Total					4,517.85	
3224EM	COLORADO	KATRINA	US BANK	26XX-SUPPLIES & MATERIALS	4,000.00	1,729.21
3224EM Total					4,000.00	1,729.21



PROG CODE	STATE NAME	EVENT NAME	VENDOR ALPHA	PROGRAM NAME	OBLIGATIONS	EXPENDITURES
3225EM	MICHIGAN	KATRINA	US BANK	26XX-SUPPLIES & MATERIALS	2,000.00	711.67
3225EM Total					2,000.00	711.67
3227EM	WASHINGTON	KATRINA	US BANK	26XX-SUPPLIES & MATERIALS	250.00	112.64
3227EM Total					250.00	112.64
3229EM	NEW MEXICO	KATRINA	US BANK	23XX-RENT, COMM, UTILITIES	45.00	36.64
				24XX-PRINT & REPRO		
				25XX-OTHER SERVICES		
				26XX-SUPPLIES & MATERIALS	115.74	15.74
				31XX-EQUIPMENT		
3229EM Total					160.74	52.38
3232EM	MISSOURI	KATRINA	US BANK	26XX-SUPPLIES & MATERIALS	5,000.00	1,791.16
3232EM Total					5,000.00	1,791.16
3234EM	SOUTH DAKOTA	KATRINA	CITIBANK	21XX-TRAVEL OF PEOPLE	677.25	
3234EM Total					677.25	
3247EM	NORTH DAKOTA	KATRINA	CITIBANK	21XX-TRAVEL OF PEOPLE	800.00	
3247EM Total					800.00	
3253EM	MONTANA	KATRINA	CITIBANK	21XX-TRAVEL OF PEOPLE	2,161.38	
3253EM Total					2,161.38	
3261EM	TEXAS	RITA	BANK ONE DBA JPMORGAN CHASE BANK	26XX-SUPPLIES & MATERIALS	1,500.00	1,500.00
			US BANK	23XX-RENT, COMM, UTILITIES	50,000.00	4,733.42
				24XX-PRINT & REPRO	20,000.00	20,000.00
				25XX-OTHER SERVICES	50,000.00	590.39
				26XX-SUPPLIES & MATERIALS	135,500.00	22,851.20
				31XX-EQUIPMENT	90,000.00	38,375.82
3261EM Total					347,000.00	88,050.83
Grand Total					118,055,234.01	71,468,223.29

NAME OF CARD	PURPOSE/USES
BANK ONE DBA JPMORGAN CHASE BANK	Fleetcard for fuel, oil, etc for government vehicles
CITIBANK	Centrally billed travel
US BANK	FEMA Purchase card

* Does not include Individually Billed Travel (IBT) Credit Cards that are issued to FEMA Travelers

Agencies Reporting Credit Card Costs and Purchases

February 22, 2006

DHS AGENCIES	DATE REPORT RECEIVED	OBLIGATIONS	EXPENDITURES
BTS			
CBP			
FLETC	10/31/2005	180,246.86	156,339.74
IAIP			
ICE	2/21/2006	982,290.01	850,480.22
NCS			
OCFO	10/25/2005	7.88	7.88
OSLGCP			
S&T	1/10/2006	100,000.00	0.00
TSA	11/1/2005	0.00	458,317.69
USCG			
USCIS	11/8/2005	0.00	0.00
USSS	11/22/2005	0.00	0.00
TOTAL		\$ 1,262,544.75	\$ 1,465,145.53

Zeros indicate the agency reported to us that it had no obligations and/or expenditures as of the date indicated; blanks indicate the agency did not submit a report.

Other Federal Agencies Reporting Credit Card Costs And Purchases

February 22, 2006

OTHER FEDERAL AGENCIES	DATE REPORT RECEIVED	OBLIGATIONS	EXPENDITURES
RRB	2/14/2006	0.00	0.00
COE	2/14/2006	2,201,212.85	3,527,563.45
DHUD	2/10/2006	93,026.00	52,471.00
DOI	1/10/2006	4,839,688.57	0.00
DOL	2/21/2006	383,720.51	356,631.74
DOS	12/7/2005	0.00	0.00
EEOC	1/17/2006	0.00	14,394.00
EPA	1/16/2006		999,845.66
FMSHRC	11/1/2005	0.00	0.00
GSA	2/14/2006	278,128.25	276,013.31
NARA	11/8/2005	5,024.36	481.65
NLRB	12/20/2005	0.00	13,863.60
NRC	1/6/2006	0.00	0.00
NSF	11/4/2005	0.00	0.00
RRB	11/7/2005	0.00	0.00
SBA	1/4/2006	0.00	0.00
TVA	11/10/2005		0.00
USDA	2/2/2006	865,415.12	23,512,448.24
USPHS	11/14/2005	0.00	0.00
VA	2/1/2006	802,971.76	802,971.76
TOTAL		\$ 9,469,187.42	29,556,684.41

Only Other Federal Agencies reporting data or zeros are included in this report. Zeros indicate the agency reported to us that it had no obligations and/or expenditures as of the date indicated; blanks indicate the agency did not submit a report.

FINANCIAL INFORMATION TOOL
FOR HURRICANE KATRINA, RITA, & WILMA DECLARATIONS ONLY
CHRONOLOGICAL LISTING BY DECLARATION OF OBLIGATION TRANSACTIONS GREATER THAN OR EQUAL TO \$50 MILLION (GROSS OF ANY SUBSEQUENT DE-OBLIGATIONS)

AS OF 02-22-2006 AT 7 AM

PROG CODE	STATE NAME	TRANS DATE	OBLIGATION NUMBER	VENDOR ALPHA	PROGRAM CATEGORY	OBLIGATIONS	QTY
1603DR	LOUISIANA	8/30/2005	1603DRLAMCOE-MVD 11	US ARMY CORPS OF ENGINEERS	2508-MISSIONS-DIRECT FED ASST (DFA)	50,000,000.00	1
		8/31/2005	1603DRLAMHHS 02	DEPARTMENT OF HEALTH AND HUMAN SERVICE	2501-MISSIONS-FED OPER SUP (FOS)	63,000,000.00	1
		9/3/2005	1603DRLAMCOE-MVD 05	US ARMY CORPS OF ENGINEERS	2508-MISSIONS-DIRECT FED ASST (DFA)	75,000,000.00	1
		9/4/2005	1603DRLAMCOE-MVD 07	US ARMY CORPS OF ENGINEERS	2508-MISSIONS-DIRECT FED ASST (DFA)	1,500,000,000.00	1
		9/5/2005	1603DRLAMDOD 23	DEPARTMENT OF DEFENSE	2501-MISSIONS-FED OPER SUP (FOS)	750,000,000.00	1
		9/6/2005	1603DRLAMDOD 29	DEPARTMENT OF DEFENSE	2501-MISSIONS-FED OPER SUP (FOS)	75,000,000.00	1
			1603DRLAMDOD 30	DEPARTMENT OF DEFENSE	2501-MISSIONS-FED OPER SUP (FOS)	490,000,000.00	1
			1603DRLAMDOD 31	DEPARTMENT OF DEFENSE	2501-MISSIONS-FED OPER SUP (FOS)	150,000,000.00	1
			1603DRLAMEPA 03	ENVIRONMENTAL PROTECTION AGENCY	2508-MISSIONS-DIRECT FED ASST (DFA)	75,000,000.00	1
			1603DRLATTHP 01	LA OFFICE OF HOMELAND SECURITY &	4141-RENTAL 408(a)	510,000,000.00	1
		9/8/2005	1603DRLAMDOD 40	DEPARTMENT OF DEFENSE	2501-MISSIONS-FED OPER SUP (FOS)	65,000,000.00	1
			1603DRLAP00000001	LA OFFICE OF HOMELAND SECURITY &	416X-PUBLIC ASSISTANCE (PA)	218,823,700.76	1
		9/9/2005	1603DRLATTHP 01	LA OFFICE OF HOMELAND SECURITY &	4141-RENTAL 408(a)	600,000,000.00	1
		9/10/2005	1603DRLAMCOE-MVD 21	US ARMY CORPS OF ENGINEERS	2501-MISSIONS-FED OPER SUP (FOS)	200,000,000.00	1
			1603DRLAMUSCG 07	US COAST GUARD	2501-MISSIONS-FED OPER SUP (FOS)	150,000,000.00	2
		9/13/2005	HSFEHQ-05-D-4125	PRECISION HOMES	3199-MH-PURCHASE UNITS-CAPITALIZED	125,000,000.00	1
			1603DRLAP00000001	LA OFFICE OF HOMELAND SECURITY &	416X-PUBLIC ASSISTANCE (PA)	51,293,678.90	1
			HSFEHQ-05-C-4000	GULF STREAM COACH, INC.	3190-MH-PURCHASE UNITS-NON-CAPITALIZED	99,996,000.00	1
		9/15/2005	1603DRLAMUSFS 15	USDA FOREST SERVICE	2501-MISSIONS-FED OPER SUP (FOS)	130,000,000.00	1
			1603DRLAP00000001	LA OFFICE OF HOMELAND SECURITY &	416X-PUBLIC ASSISTANCE (PA)	453,209,070.72	1
		9/16/2005	HSFE06-05-F-6232	CLEARBROOK LLC	3190-MH-PURCHASE UNITS-NON-CAPITALIZED	50,000,000.00	1
		9/17/2005	1603DRLATTHP 01	LA OFFICE OF HOMELAND SECURITY &	4141-RENTAL 408(a)	400,000,000.00	1
		9/21/2005	1603DRLAMDOD 06	DEPARTMENT OF TRANSPORTATION	2508-MISSIONS-DIRECT FED ASST (DFA)	150,000,000.00	1
		9/24/2005	1603DRLAMCOE-MVD 05	US ARMY CORPS OF ENGINEERS	2508-MISSIONS-DIRECT FED ASST (DFA)	100,000,000.00	1
		9/25/2005	1603DRLATTHP 01	LA OFFICE OF HOMELAND SECURITY &	4141-RENTAL 408(a)	1,370,400,000.00	1
		9/26/2005	HSFE04-05-F-7039	DEPARTMENT OF DEFENSE	2660-FOOD & BEVERAGES	62,930,000.00	1
		9/27/2005	HSFEHQ-05-D-4334	MORGAN BUILDINGS & SPAS, INC.	3199-MH-PURCHASE UNITS-CAPITALIZED	83,958,000.00	1
		9/28/2005	HSFEHQ-05-D-4332	CHAMPION HOME BUILDERS CO	3199-MH-PURCHASE UNITS-CAPITALIZED	59,800,000.00	1
		9/29/2005	1603DRLAMDHUD 04	HOUSING & URBAN DEVELOPMENT	2508-MISSIONS-DIRECT FED ASST (DFA)	79,000,000.00	1
		10/2/2005	1603DRLATTHP 01	LA OFFICE OF HOMELAND SECURITY &	4141-RENTAL 408(a)	350,000,000.00	1
		10/3/2005	1603DRLAMEPA 03	ENVIRONMENTAL PROTECTION AGENCY	2508-MISSIONS-DIRECT FED ASST (DFA)	88,000,000.00	1
		10/8/2005	1603DRLATTHP 19	LA OFFICE OF HOMELAND SECURITY &	4149-OTHER NEEDS ASSISTANCE (ONA) AWARDS	100,000,000.00	1
		10/20/2005	1603DRLAMUSCG 09	US COAST GUARD	2508-MISSIONS-DIRECT FED ASST (DFA)	75,000,000.00	1
		10/21/2005	1603DRLAMCOE-MVD 23	US ARMY CORPS OF ENGINEERS	2508-MISSIONS-DIRECT FED ASST (DFA)	200,000,000.00	1
		10/22/2005	HSFEHQ-06-C-0024	AMERICAN RED CROSS	2580-OTHER SERVICE CONTRACTS	110,000,000.00	1
		10/31/2005	1603DRLAP00000001	LA OFFICE OF HOMELAND SECURITY &	416X-PUBLIC ASSISTANCE (PA)	88,802,983.46	1
			HSFEHQ-05-D-0471	FLUOR DANIEL INC	2591-DISASTER HOUSING RESOURCES (DHR)	62,160,091.00	1
		11/1/2005	HSFEHQ-06-F-0047	CORPORATE LODGING CONSULTANTS, INC.	2580-OTHER SERVICE CONTRACTS	105,602,464.00	1
		11/5/2005	1603DRLATTHP 01	LA OFFICE OF HOMELAND SECURITY &	4141-RENTAL 408(a)	148,000,000.00	1
			1603DRLATTHP 17	LA OFFICE OF HOMELAND SECURITY &	4147-REPLACEMENT	386,000,000.00	1
			1603DRLATTHP 19	LA OFFICE OF HOMELAND SECURITY &	4149-OTHER NEEDS ASSISTANCE (ONA) AWARDS	361,000,000.00	1
		11/18/2005	1603DRLAMDOL 00	US DEPARTMENT OF LABOR	2503-DISASTER UNEMPLOYMENT (DUA)	55,000,000.00	1
		11/23/2005	1603DRLATTHP 19	LA OFFICE OF HOMELAND SECURITY &	4149-OTHER NEEDS ASSISTANCE (ONA) AWARDS	100,000,000.00	1
		12/5/2005	1603DRLATTHP 19	LA OFFICE OF HOMELAND SECURITY &	4149-OTHER NEEDS ASSISTANCE (ONA) AWARDS	50,000,000.00	1
		12/12/2005	1603DRLAMCOE-MVD 23	US ARMY CORPS OF ENGINEERS	2508-MISSIONS-DIRECT FED ASST (DFA)	199,932,487.70	1
			1603DRLAMUSCG 09	US COAST GUARD	2508-MISSIONS-DIRECT FED ASST (DFA)	75,000,000.00	1
		12/20/2005	HSFE06-06-X-2014	ENVIRONMENTAL PROTECTION AGENCY	2589-INTERAGENCY AGREEMENTS	255,865,898.00	1
		12/23/2005	1603DRLATTHP 19	LA OFFICE OF HOMELAND SECURITY &	4149-OTHER NEEDS ASSISTANCE (ONA) AWARDS	50,000,000.00	1
		12/29/2005	1603DRLATTHP 19	LA OFFICE OF HOMELAND SECURITY &	4149-OTHER NEEDS ASSISTANCE (ONA) AWARDS	75,000,000.00	1
		12/30/2005	1603DRLATTHP 19	LA OFFICE OF HOMELAND SECURITY &	4149-OTHER NEEDS ASSISTANCE (ONA) AWARDS	90,000,000.00	1
1/6/2006	1603DRLATTHP 01	LA OFFICE OF HOMELAND SECURITY &	4141-RENTAL 408(a)	50,000,000.00	1		
1/7/2006	EMR-2006-GB-0000	GBL'S	2213-MH-TRANSPORTATION-DISASTER	70,000,000.00	1		
1/14/2006	1603DRLATTHP 19	LA OFFICE OF HOMELAND SECURITY &	4149-OTHER NEEDS ASSISTANCE (ONA) AWARDS	100,000,000.00	1		
1/19/2006	1603DRLATTHP 01	LA OFFICE OF HOMELAND SECURITY &	4141-RENTAL 408(a)	60,000,000.00	1		
1/30/2006	1603DRLATTHP 01	LA OFFICE OF HOMELAND SECURITY &	4141-RENTAL 408(a)	50,000,000.00	1		
2/7/2006	HSFEHQ-06-F-0047	CORPORATE LODGING CONSULTANTS, INC.	2580-OTHER SERVICE CONTRACTS	52,800,000.00	1		
1604DR	MISSISSIPPI	9/2/2005	1604DRMSMDOD 17	DEPARTMENT OF DEFENSE	2501-MISSIONS-FED OPER SUP (FOS)	220,000,000.00	2
		9/3/2005	1604DRMSMCOE-MVD 16	US ARMY CORPS OF ENGINEERS	2508-MISSIONS-DIRECT FED ASST (DFA)	80,000,000.00	1
			1604DRMSMDOD 19	DEPARTMENT OF DEFENSE	2501-MISSIONS-FED OPER SUP (FOS)	1,000,000,000.00	1
		9/4/2005	1604DRMSMCOE-MVD 11	US ARMY CORPS OF ENGINEERS	2501-MISSIONS-FED OPER SUP (FOS)	80,000,000.00	1

PROG CODE	STATE NAME	TRANS DATE	OBLIGATION NUMBER	VENDOR ALPHA	PROGRAM CATEGORY	OBLIGATIONS	QTY				
			1604DRMSMGSA 16	GENERAL SERVICES ADMINISTRATION	2501-MISSIONS-FED OPER SUP (FOS)	50,000,000.00	1				
			9/5/2005	1604DRMSMCOE-MVD 09	US ARMY CORPS OF ENGINEERS	2508-MISSIONS-DIRECT FED ASST (DFA)	320,000,000.00	1			
			1604DRMSMCOE-MVD 10	US ARMY CORPS OF ENGINEERS	2508-MISSIONS-DIRECT FED ASST (DFA)	71,000,000.00	1				
			1604DRMSMCOE-MVD 11	US ARMY CORPS OF ENGINEERS	2501-MISSIONS-FED OPER SUP (FOS)	100,000,000.00	1				
		9/6/2005	1604DRMSMDOT 05	DEPARTMENT OF TRANSPORTATION	2501-MISSIONS-FED OPER SUP (FOS)	90,000,000.00	1				
		9/7/2005	1604DRMSTTTHP 01	MISSISSIPPI, STATE OF	4141-RENTAL 408(a)	100,000,000.00	1				
		9/10/2005	1604DRMSMDOD 19	DEPARTMENT OF DEFENSE	2501-MISSIONS-FED OPER SUP (FOS)	500,000,000.00	1				
			1604DRMSMDOD 27	DEPARTMENT OF DEFENSE	2508-MISSIONS-DIRECT FED ASST (DFA)	50,000,000.00	1				
		9/11/2005	1604DRMSTTTHP 01	MISSISSIPPI, STATE OF	4141-RENTAL 408(a)	96,000,000.00	1				
			1604DRMSTTTHP 01	MISSISSIPPI, STATE OF	4141-RENTAL 408(a)	100,000,000.00	1				
		9/12/2005	1604DRMSTTTHP 01	MISSISSIPPI, STATE OF	4141-RENTAL 408(a)	300,000,000.00	1				
		9/17/2005	1604DRMSMCOE-MVD 25	US ARMY CORPS OF ENGINEERS	2508-MISSIONS-DIRECT FED ASST (DFA)	50,000,000.00	1				
			HSFE04-05-P-7069	AMERICOLD LOGISTICS LLC	2580-OTHER SERVICE CONTRACTS	50,000,000.00	1				
		9/18/2005	HSFE04-05-F-7058	DEPARTMENT OF DEFENSE	2660-FOOD & BEVERAGES	69,630,470.00	1				
		9/23/2005	1604DRMSP00000001	MISSISSIPPI, STATE OF	416X-PUBLIC ASSISTANCE (PA)	105,160,104.73	1				
		9/27/2005	1604DRMSTTTHP 01	MISSISSIPPI, STATE OF	4141-RENTAL 408(a)	365,018,400.00	1				
		10/8/2005	1604DRMSTTTHP 01	MISSISSIPPI, STATE OF	4141-RENTAL 408(a)	150,000,000.00	1				
		10/9/2005	1604DRMSMCOE-MVD 10	US ARMY CORPS OF ENGINEERS	2508-MISSIONS-DIRECT FED ASST (DFA)	56,000,000.00	1				
		10/10/2005	1604DRMSTTTHP 19	MISSISSIPPI, STATE OF	4149-OTHER NEEDS ASSISTANCE (ONA) AWARDS	50,000,000.00	1				
		10/16/2005	1604DRMSMCOE-MVD 09	US ARMY CORPS OF ENGINEERS	2508-MISSIONS-DIRECT FED ASST (DFA)	300,000,000.00	1				
		10/22/2005	HSFEHQ-05-D-0572	BECHTEL NATIONAL, INC.	2591-DISASTER HOUSING RESOURCES (DHR)	135,191,336.50	1				
			HSFEHQ-06-C-0024	AMERICAN RED CROSS	2580-OTHER SERVICE CONTRACTS	52,500,000.00	1				
		11/1/2005	HSFEHQ-06-F-0047	CORPORATE LODGING CONSULTANTS, INC.	2580-OTHER SERVICE CONTRACTS	50,401,176.00	1				
		11/22/2005	1604DRMSTTTHP 19	MISSISSIPPI, STATE OF	4149-OTHER NEEDS ASSISTANCE (ONA) AWARDS	50,000,000.00	1				
		12/15/2005	HSFEHQ-05-D-0572	BECHTEL NATIONAL, INC.	2591-DISASTER HOUSING RESOURCES (DHR)	67,535,156.00	1				
		12/19/2005	HSFEHQ-05-C-4155	CMH MANUFACTURING, INC.	3199-MH-PURCHASE UNITS-CAPITALIZED	60,935,395.00	1				
		12/23/2005	HSFEHQ-05-D-0572	BECHTEL NATIONAL, INC.	2591-DISASTER HOUSING RESOURCES (DHR)	78,801,663.50	1				
		1/27/2006	1604DRMSMCOE-MVD 09	US ARMY CORPS OF ENGINEERS	2508-MISSIONS-DIRECT FED ASST (DFA)	100,000,000.00	1				
		1605DR	ALABAMA	9/10/2005	HSFEHQ-05-C-4039	MORGAN BUILDINGS & SPAS, INC.	3199-MH-PURCHASE UNITS-CAPITALIZED	202,512,500.00	2		
					HSFEHQ-05-D-4125	PRECISION HOMES	3199-MH-PURCHASE UNITS-CAPITALIZED	98,965,000.00	1		
				9/12/2005	HSFEHQ-05-C-4041	GULF STREAM COACH, INC.	3199-MH-PURCHASE UNITS-CAPITALIZED	246,875,000.00	1		
				9/13/2005	HSFEHQ-05-C-4000	GULF STREAM COACH, INC.	3190-MH-PURCHASE UNITS-NON-CAPITALIZED	99,068,500.00	1		
				9/16/2005	HSFEHQ-05-C-4040	NORTH AMERICAN CATASTROPHE SVCS INC	3199-MH-PURCHASE UNITS-CAPITALIZED	51,400,000.00	1		
				9/24/2005	1605DRALTTTHP 01	AL EMERGENCY MANAGEMENT AGENCY	4141-RENTAL 408(a)	83,709,000.00	1		
				9/29/2005	1605DRALMCOE-SAD 09	US ARMY CORPS OF ENGINEERS	2508-MISSIONS-DIRECT FED ASST (DFA)	90,000,000.00	1		
				9/30/2005	HSFEHQ-05-C-4128	BOURGET'S OF THE SOUTH, LLC	3190-MH-PURCHASE UNITS-NON-CAPITALIZED	88,500,000.00	1		
				1606DR	TEXAS	9/28/2005	1606DRTXMUSFS 02	USDA FOREST SERVICE	2501-MISSIONS-FED OPER SUP (FOS)	124,000,000.00	1
							1606DRTXTTTHP 01	TX DEPARTMENT OF PUBLIC SAFETY	4141-RENTAL 408(a)	60,320,000.00	1
		9/29/2005	1606DRTXTTTHP 01			TX DEPARTMENT OF PUBLIC SAFETY	4141-RENTAL 408(a)	105,000,000.00	1		
			1606DRTXTTTHP 19			TX DEPARTMENT OF PUBLIC SAFETY	4149-OTHER NEEDS ASSISTANCE (ONA) AWARDS	100,000,000.00	1		
9/30/2005	1606DRTXTTTHP 01	TX DEPARTMENT OF PUBLIC SAFETY	4141-RENTAL 408(a)			150,000,899.00	1				
	1606DRTXTTTHP 01	TX DEPARTMENT OF PUBLIC SAFETY	4141-RENTAL 408(a)			447,000,000.00	1				
10/3/2005	1606DRTXTTTHP 04	TX DEPARTMENT OF PUBLIC SAFETY	4143-REPAIRS			100,000,000.00	1				
	1606DRTXTTTHP 19	TX DEPARTMENT OF PUBLIC SAFETY	4149-OTHER NEEDS ASSISTANCE (ONA) AWARDS			200,000,000.00	1				
10/7/2005	1606DRTXIOTH	TX DEPARTMENT OF PUBLIC SAFETY	4154-OTHER NEEDS ASSISTANCE (ONA) GRANTS			200,000,000.00	1				
11/4/2005	1606DRTXMCOE-SWD 09	US ARMY CORPS OF ENGINEERS	2508-MISSIONS-DIRECT FED ASST (DFA)			65,000,000.00	1				
1607DR	LOUISIANA	9/28/2005	1607DRLATTHP 01	LA OFFICE OF HOMELAND SECURITY &	4141-RENTAL 408(a)	75,000,000.00	1				
		9/30/2005	1607DRLATTHP 01	LA OFFICE OF HOMELAND SECURITY &	4141-RENTAL 408(a)	250,000,000.00	1				
		10/7/2005	1607DRLAMCOE-MVD 07	US ARMY CORPS OF ENGINEERS	2508-MISSIONS-DIRECT FED ASST (DFA)	138,000,000.00	1				
			1607DRLAMCOE-MVD 09	US ARMY CORPS OF ENGINEERS	2508-MISSIONS-DIRECT FED ASST (DFA)	80,000,000.00	1				
		12/16/2005	1607DRLAMCOE-MVD 09	US ARMY CORPS OF ENGINEERS	2508-MISSIONS-DIRECT FED ASST (DFA)	113,000,000.00	1				
		12/20/2005	HSFE06-06-X-2014	ENVIRONMENTAL PROTECTION AGENCY	2580-OTHER SERVICE CONTRACTS	100,686,039.00	1				
		1609DR	FLORIDA	10/26/2005	HSFE04-06-F-7706	DEPARTMENT OF DEFENSE	2660-FOOD & BEVERAGES	60,000,000.00	1		
				10/27/2005	1609DRFLTTHP 01	FLORIDA BUREAU OF DISASTER	4141-RENTAL 408(a)	60,000,000.00	1		
				11/2/2005	1609DRFLTTHP 19	FLORIDA BUREAU OF DISASTER	4149-OTHER NEEDS ASSISTANCE (ONA) AWARDS	100,000,000.00	1		
				11/3/2005	1609DRFLMCOE-SAD 13	US ARMY CORPS OF ENGINEERS	2508-MISSIONS-DIRECT FED ASST (DFA)	75,000,000.00	1		
11/4/2005	1609DRFLMCOE-SAD 12			US ARMY CORPS OF ENGINEERS	2508-MISSIONS-DIRECT FED ASST (DFA)	50,000,000.00	1				
11/30/2005	1609DRFLTTHP 19			FLORIDA BUREAU OF DISASTER	4149-OTHER NEEDS ASSISTANCE (ONA) AWARDS	50,000,000.00	1				
12/1/2005	1609DRFLP00000001			FLORIDA BUREAU OF DISASTER	416X-PUBLIC ASSISTANCE (PA)	52,039,385.68	1				
12/8/2005	1609DRFLP00000001			FLORIDA BUREAU OF DISASTER	416X-PUBLIC ASSISTANCE (PA)	187,265,936.45	1				
1/24/2006	1609DRFLP00000001			FLORIDA BUREAU OF DISASTER	416X-PUBLIC ASSISTANCE (PA)	65,491,147.19	1				
3216EM	TEXAS			11/11/2005	3216EMTXP00000001	TX DEPARTMENT OF PUBLIC SAFETY	416X-PUBLIC ASSISTANCE (PA)	113,611,873.65	1		

FINANCIAL INFORMATION TOOL
FOR HURRICANE KATRINA, RITA, & WILMA DECLARATIONS ONLY

AS OF 02-22-2006 AT 7 AM

PROGRAM AREA	ALLOCATIONS	OBLIGATIONS	EXPENDITURES
1-HUMAN SERVICES	13,221,197,250	11,419,452,722	9,667,219,486
2-INFRASTRUCTURE	3,868,064,837	3,769,078,052	1,686,782,975
3-MITIGATION	46,078,881	27,223,430	3,480,618
4-OPERATIONS	5,477,312,793	5,427,832,192	161,769,889
5-ADMINISTRATION	7,688,530,701	6,862,208,781	2,159,888,144
Grand Total	30,301,184,462	27,505,795,178	13,679,141,114

FINANCIAL INFORMATION TOOL
FOR HURRICANE KATRINA, RITA, & WILMA DECLARATIONS ONLY

AS OF 02-22-2006 AT 7 AM

PROGRAM AREA	PROGRAM NAME	ALLOCATIONS	OBLIGATIONS	EXPENDITURES
1-HUMAN SERVICES	2503-UNEMPLOYMENT	243,368,960	243,346,657	243,346,657
	2504-CRISIS COUNSELING-NIMH	122,515,418	17,591,500	8,684,929
	2576-LEGAL SERVICES	132,500	5,000	3,875
	2592-INSPECTIONS	284,110,154	248,814,305	170,389,848
	4149-OTHER NEEDS ASSISTANCE	1,719,932,445	1,714,932,445	1,671,205,136
	414X-HOUSING ASSISTANCE	5,075,724,980	5,075,723,992	4,799,026,049
	4152-CRISIS COUNSELING-SCC	40,906,386	33,057,843	8,469,413
	4154-OTHER NEEDS ASSISTANCE	68,880,000	68,880,000	58,411,323
	MANUFACTURED HOUSING	5,665,626,407	4,017,100,980	2,707,682,256
1-HUMAN SERVICES Total		13,221,197,250	11,419,452,722	9,667,219,486
2-INFRASTRUCTURE	2594-INSPECTIONS	313,776,600	271,425,000	37,399,338
	416X-PUBLIC ASSISTANCE	3,554,288,237	3,497,653,052	1,649,383,638
2-INFRASTRUCTURE Total		3,868,064,837	3,769,078,052	1,686,782,975
3-MITIGATION	2593-INSPECTIONS	40,704,695	21,849,244	3,237,112
	4173-HAZARD MITIGATION	5,374,186	5,374,186	243,506
3-MITIGATION Total		46,078,881	27,223,430	3,480,618
4-OPERATIONS	2507-MISSIONS-TA	46,048,256	26,250,056	389,643
	2508-MISSIONS-DFA	5,431,264,537	5,401,582,136	161,380,246
4-OPERATIONS Total		5,477,312,793	5,427,832,192	161,769,889
5-ADMINISTRATION	11XX-SALARIES & BENEFITS	295,612,781	268,287,418	268,287,418
	21XX-TRAVEL	224,184,125	206,492,645	170,107,344
	22XX-TRANSPORTION	67,066,671	51,935,636	28,987,930
	23XX-RENT, COMM, UTILITIES	260,317,399	214,221,712	110,477,580
	24XX-PRINT & REPRO	6,363,588	4,920,651	1,453,809
	2501-MISSIONS-FOS	3,439,553,570	3,433,120,165	242,783,639
	25XX-OTHER SERVICES	2,402,249,056	1,794,218,353	912,156,908
	26XX-SUPPLIES & MATERIALS	668,016,981	603,183,205	269,413,943
	31XX-EQUIPMENT	211,574,158	179,952,388	136,171,032
	32XX-LAND & STRUCTURES	9,735,912	2,140,150	1,661,822
	4101-URBAN SEARCH & RESCUE	103,856,459	103,736,458	18,386,719
5-ADMINISTRATION Total		7,688,530,701	6,862,208,781	2,159,888,144
Grand Total		30,301,184,462	27,505,795,178	13,679,141,114

FINANCIAL INFORMATION TOOL
FOR HURRICANE KATRINA, RITA, & WILMA DECLARATIONS ONLY

AS OF 02-22-2006 AT 7 AM

PROG CODE	STATE NAME	EVENT NAME	DECLARED	ALLOCATIONS	OBLIGATIONS	EXPENDITURES
1602DR	FLORIDA	KATRINA	8/28/2005	175,867,244	167,393,423	61,951,163
1603DR	LOUISIANA	KATRINA	8/29/2005	15,038,743,185	13,541,865,148	7,030,371,001
1604DR	MISSISSIPPI	KATRINA	8/29/2005	7,655,320,244	6,848,712,687	3,173,216,599
1605DR	ALABAMA	KATRINA	8/29/2005	1,658,911,081	1,582,462,397	998,307,902
1606DR	TEXAS	RITA	9/24/2005	1,941,757,629	1,729,394,552	876,362,018
1607DR	LOUISIANA	RITA	9/24/2005	1,584,051,137	1,476,895,383	657,881,857
1609DR	FLORIDA	WILMA	10/24/2005	1,477,392,393	1,432,118,618	543,161,622
3212EM	LOUISIANA	KATRINA	8/27/2005	12,508,058	12,508,058	649,898
3213EM	MISSISSIPPI	KATRINA	8/28/2005	2,622,585	2,622,585	87,058
3214EM	ALABAMA	KATRINA	8/28/2005	84,454	84,454	52,976
3215EM	ARKANSAS	KATRINA	9/2/2005	40,814,159	37,643,366	28,858,206
3216EM	TEXAS	KATRINA	9/2/2005	421,817,851	416,578,482	265,259,984
3217EM	TENNESSEE	KATRINA	9/5/2005	29,090,380	26,574,869	81,363
3218EM	GEORGIA	KATRINA	9/5/2005	19,492,000	18,916,560	7,706,117
3219EM	OKLAHOMA	KATRINA	9/5/2005	6,581,023	6,389,896	3,989,459
3220EM	FLORIDA	KATRINA	9/5/2005	9,202,272	7,848,091	2,272
3221EM	WEST VIRGINIA	KATRINA	9/5/2005	265,817	120,045	106,847
3222EM	NORTH CAROLINA	KATRINA	9/5/2005	2,002,261	1,970,953	539,348
3223EM	UTAH	KATRINA	9/5/2005	909,069	770,295	705,375
3224EM	COLORADO	KATRINA	9/5/2005	10,954,269	10,844,747	10,095,246
3225EM	MICHIGAN	KATRINA	9/7/2005	911,734	799,212	150,134
3226EM	DISTRICT OF COLUMBIA	KATRINA	9/7/2005	660,241	539,909	51,705
3227EM	WASHINGTON	KATRINA	9/7/2005	3,159,912	3,024,223	158,608
3228EM	OREGON	KATRINA	9/7/2005	2,014,844	2,007,883	263,679
3229EM	NEW MEXICO	KATRINA	9/7/2005	2,202,207	868,590	140,272
3230EM	ILLINOIS	KATRINA	9/7/2005	2,627,405	853,300	624,722
3231EM	KENTUCKY	KATRINA	9/10/2005	4,022,000	3,690,385	394,998
3232EM	MISSOURI	KATRINA	9/10/2005	830,902	523,922	485,062
3233EM	SOUTH CAROLINA	KATRINA	9/10/2005	2,171,915	2,161,704	845,504
3234EM	SOUTH DAKOTA	KATRINA	9/10/2005	344,422	321,720	194,273
3235EM	PENNSYLVANIA	KATRINA	9/10/2005	2,300,075	1,654,675	589,941
3236EM	KANSAS	KATRINA	9/10/2005	196,298	169,216	109,232
3237EM	ALABAMA	KATRINA	9/10/2005	3,500,000	1,868,815	800,854
3238EM	INDIANA	KATRINA	9/10/2005	4,200,856	3,831,586	1,942
3239EM	IOWA	KATRINA	9/10/2005	275,380	74,080	23,155

PROG CODE	STATE NAME	EVENT NAME	DECLARED	ALLOCATIONS	OBLIGATIONS	EXPENDITURES
3240EM	VIRGINIA	KATRINA	9/12/2005	570,010	446,608	81,417
3241EM	ARIZONA	KATRINA	9/12/2005	6,333,580	6,292,881	2,523,009
3242EM	MINNESOTA	KATRINA	9/13/2005	15,074,450	3,499,504	903,695
3243EM	NEVADA	KATRINA	9/13/2005	3,683,140	726,096	235,165
3244EM	IDAHO	KATRINA	9/13/2005	619,837	594,243	27,309
3245EM	NEBRASKA	KATRINA	9/13/2005	266,702	265,377	22,790
3246EM	CONNECTICUT	KATRINA	9/13/2005	1,063,173	98,751	15,181
3247EM	NORTH DAKOTA	KATRINA	9/13/2005	88,387	68,149	19,239
3248EM	CALIFORNIA	KATRINA	9/13/2005	475,720	446,392	361,373
3249EM	WISCONSIN	KATRINA	9/13/2005	2,975,965	2,813,446	107,788
3250EM	OHIO	KATRINA	9/13/2005	1,993,530	1,959,386	906,730
3251EM	MARYLAND	KATRINA	9/13/2005	3,121,326	346,898	146,607
3252EM	MASSACHUSETTS	KATRINA	9/13/2005	3,653,880	2,409,841	2,105,662
3253EM	MONTANA	KATRINA	9/13/2005	488,952	475,054	139,791
3255EM	RHODE ISLAND	KATRINA	9/19/2005	1,036,916	206,510	11,409
3256EM	MAINE	KATRINA	9/19/2005	106,000	6,000	
3257EM	NEW JERSEY	KATRINA	9/19/2005	158,658	137,117	17,073
3258EM	NEW HAMPSHIRE	KATRINA	9/19/2005	106,000	6,000	92
3259EM	FLORIDA	RITA	9/20/2005	10,045,741	9,552,103	2,503,622
3260EM	LOUISIANA	RITA	9/21/2005	1,275,000	1,275,000	
3261EM	TEXAS	RITA	9/21/2005	129,300,539	129,215,182	4,626,858
3262EM	NEW YORK	KATRINA	9/30/2005	892,755	849,262	165,911
3263EM	DELAWARE	KATRINA	9/30/2005	48,900	1,550	
Grand Total				30,301,184,462	27,505,795,178	13,679,141,114

FINANCIAL INFORMATION TOOL
FOR HURRICANE KATRINA, RITA, & WILMA DECLARATIONS ONLY

AS OF 02-22-2006 AT 7 AM

EVENT NAME	STATE NAME	PROG CODE	DECLARED	ALLOCATIONS	OBLIGATIONS	EXPENDITURES
KATRINA	ALABAMA	1605DR	8/29/2005	1,658,911,081	1,582,462,397	998,307,902
		3214EM	8/28/2005	84,454	84,454	52,976
		3237EM	9/10/2005	3,500,000	1,868,815	800,854
	ARIZONA	3241EM	9/12/2005	6,333,580	6,292,881	2,523,009
	ARKANSAS	3215EM	9/2/2005	40,814,159	37,643,366	28,858,206
	CALIFORNIA	3248EM	9/13/2005	475,720	446,392	361,373
	COLORADO	3224EM	9/5/2005	10,954,269	10,844,747	10,095,246
	CONNECTICUT	3246EM	9/13/2005	1,063,173	98,751	15,181
	DELAWARE	3263EM	9/30/2005	48,900	1,550	
	DISTRICT OF COLUMBIA	3226EM	9/7/2005	660,241	539,909	51,705
	FLORIDA	1602DR	8/28/2005	175,867,244	167,393,423	61,951,163
		3220EM	9/5/2005	9,202,272	7,848,091	2,272
	GEORGIA	3218EM	9/5/2005	19,492,000	18,916,560	7,706,117
	IDAHO	3244EM	9/13/2005	619,837	594,243	27,309
	ILLINOIS	3230EM	9/7/2005	2,627,405	853,300	624,722
	INDIANA	3238EM	9/10/2005	4,200,856	3,831,586	1,942
	IOWA	3239EM	9/10/2005	275,380	74,080	23,155
	KANSAS	3236EM	9/10/2005	196,298	169,216	109,232
	KENTUCKY	3231EM	9/10/2005	4,022,000	3,690,385	394,998
	LOUISIANA	1603DR	8/29/2005	15,038,743,185	13,541,865,148	7,030,371,001
		3212EM	8/27/2005	12,508,058	12,508,058	649,898
	MAINE	3256EM	9/19/2005	106,000	6,000	
	MARYLAND	3251EM	9/13/2005	3,121,326	346,898	146,607
	MASSACHUSETTS	3252EM	9/13/2005	3,653,880	2,409,841	2,105,662
	MICHIGAN	3225EM	9/7/2005	911,734	799,212	150,134
	MINNESOTA	3242EM	9/13/2005	15,074,450	3,499,504	903,695
	MISSISSIPPI	1604DR	8/29/2005	7,655,320,244	6,848,712,687	3,173,216,599
		3213EM	8/28/2005	2,622,585	2,622,585	87,058
	MISSOURI	3232EM	9/10/2005	830,902	523,922	485,062
	MONTANA	3253EM	9/13/2005	488,952	475,054	139,791
	NEBRASKA	3245EM	9/13/2005	266,702	265,377	22,790
	NEVADA	3243EM	9/13/2005	3,683,140	726,096	235,165
	NEW HAMPSHIRE	3258EM	9/19/2005	106,000	6,000	92
	NEW JERSEY	3257EM	9/19/2005	158,658	137,117	17,073
	NEW MEXICO	3229EM	9/7/2005	2,202,207	868,590	140,272
	NEW YORK	3262EM	9/30/2005	892,755	849,262	165,911
	NORTH CAROLINA	3222EM	9/5/2005	2,002,261	1,970,953	539,348
	NORTH DAKOTA	3247EM	9/13/2005	88,387	68,149	19,239
	OHIO	3250EM	9/13/2005	1,993,530	1,959,386	906,730
	OKLAHOMA	3219EM	9/5/2005	6,581,023	6,389,896	3,989,459
	OREGON	3228EM	9/7/2005	2,014,844	2,007,883	263,679
	PENNSYLVANIA	3235EM	9/10/2005	2,300,075	1,654,675	589,941

EVENT NAME	STATE NAME	PROG CODE	DECLARED	ALLOCATIONS	OBLIGATIONS	EXPENDITURES
	RHODE ISLAND	3255EM	9/19/2005	1,036,916	206,510	11,409
	SOUTH CAROLINA	3233EM	9/10/2005	2,171,915	2,161,704	845,504
	SOUTH DAKOTA	3234EM	9/10/2005	344,422	321,720	194,273
	TENNESSEE	3217EM	9/5/2005	29,090,380	26,574,869	81,363
	TEXAS	3216EM	9/2/2005	421,817,851	416,578,482	265,259,984
	UTAH	3223EM	9/5/2005	909,069	770,295	705,375
	VIRGINIA	3240EM	9/12/2005	570,010	446,608	81,417
	WASHINGTON	3227EM	9/7/2005	3,159,912	3,024,223	158,608
	WEST VIRGINIA	3221EM	9/5/2005	265,817	120,045	106,847
	WISCONSIN	3249EM	9/13/2005	2,975,965	2,813,446	107,788
KATRINA Total				25,157,362,024	22,727,344,340	11,594,605,135
RITA	FLORIDA	3259EM	9/20/2005	10,045,741	9,552,103	2,503,622
	LOUISIANA	1607DR	9/24/2005	1,584,051,137	1,476,895,383	657,881,857
		3260EM	9/21/2005	1,275,000	1,275,000	
	TEXAS	1606DR	9/24/2005	1,941,757,629	1,729,394,552	876,362,018
		3261EM	9/21/2005	129,300,539	129,215,182	4,626,858
RITA Total				3,666,430,045	3,346,332,220	1,541,374,356
WILMA	FLORIDA	1609DR	10/24/2005	1,477,392,393	1,432,118,618	543,161,622
WILMA Total				1,477,392,393	1,432,118,618	543,161,622
Grand Total				30,301,184,462	27,505,795,178	13,679,141,114

FINANCIAL INFORMATION TOOL
FOR HURRICANE KATRINA, RITA, & WILMA DECLARATIONS ONLY

AS OF 02-22-2006 AT 7 AM

STATE NAME	EVENT NAME	PROG CODE	DECLARED	ALLOCATIONS	OBLIGATIONS	EXPENDITURES
ALABAMA	KATRINA	1605DR	8/29/2005	1,658,911,081	1,582,462,397	998,307,902
		3214EM	8/28/2005	84,454	84,454	52,976
		3237EM	9/10/2005	3,500,000	1,868,815	800,854
ALABAMA Total				1,662,495,535	1,584,415,666	999,161,732
ARIZONA	KATRINA	3241EM	9/12/2005	6,333,580	6,292,881	2,523,009
ARIZONA Total				6,333,580	6,292,881	2,523,009
ARKANSAS	KATRINA	3215EM	9/2/2005	40,814,159	37,643,366	28,858,206
ARKANSAS Total				40,814,159	37,643,366	28,858,206
CALIFORNIA	KATRINA	3248EM	9/13/2005	475,720	446,392	361,373
CALIFORNIA Total				475,720	446,392	361,373
COLORADO	KATRINA	3224EM	9/5/2005	10,954,269	10,844,747	10,095,246
COLORADO Total				10,954,269	10,844,747	10,095,246
CONNECTICUT	KATRINA	3246EM	9/13/2005	1,063,173	98,751	15,181
CONNECTICUT Total				1,063,173	98,751	15,181
DELAWARE	KATRINA	3263EM	9/30/2005	48,900	1,550	
DELAWARE Total				48,900	1,550	
DISTRICT OF COLUMBIA	KATRINA	3226EM	9/7/2005	660,241	539,909	51,705
DISTRICT OF COLUMBIA Total				660,241	539,909	51,705
FLORIDA	KATRINA	1602DR	8/28/2005	175,867,244	167,393,423	61,951,163
		3220EM	9/5/2005	9,202,272	7,848,091	2,272
	RITA	3259EM	9/20/2005	10,045,741	9,552,103	2,503,622
	WILMA	1609DR	10/24/2005	1,477,392,393	1,432,118,618	543,161,622
FLORIDA Total				1,672,507,649	1,616,912,235	607,618,679
GEORGIA	KATRINA	3218EM	9/5/2005	19,492,000	18,916,560	7,706,117
GEORGIA Total				19,492,000	18,916,560	7,706,117
IDAHO	KATRINA	3244EM	9/13/2005	619,837	594,243	27,309
IDAHO Total				619,837	594,243	27,309
ILLINOIS	KATRINA	3230EM	9/7/2005	2,627,405	853,300	624,722
ILLINOIS Total				2,627,405	853,300	624,722
INDIANA	KATRINA	3238EM	9/10/2005	4,200,856	3,831,586	1,942
INDIANA Total				4,200,856	3,831,586	1,942
IOWA	KATRINA	3239EM	9/10/2005	275,380	74,080	23,155
IOWA Total				275,380	74,080	23,155
KANSAS	KATRINA	3236EM	9/10/2005	196,298	169,216	109,232
KANSAS Total				196,298	169,216	109,232
KENTUCKY	KATRINA	3231EM	9/10/2005	4,022,000	3,690,385	394,998
KENTUCKY Total				4,022,000	3,690,385	394,998
LOUISIANA	KATRINA	1603DR	8/29/2005	15,038,743,185	13,541,865,148	7,030,371,001
		3212EM	8/27/2005	12,508,058	12,508,058	649,898
	RITA	1607DR	9/24/2005	1,584,051,137	1,476,895,383	657,881,857
		3260EM	9/21/2005	1,275,000	1,275,000	

STATE NAME	EVENT NAME	PROG CODE	DECLARED	ALLOCATIONS	OBLIGATIONS	EXPENDITURES
LOUISIANA Total				16,636,577,381	15,032,543,590	7,688,902,756
MAINE	KATRINA	3256EM	9/19/2005	106,000	6,000	
MAINE Total				106,000	6,000	
MARYLAND	KATRINA	3251EM	9/13/2005	3,121,326	346,898	146,607
MARYLAND Total				3,121,326	346,898	146,607
MASSACHUSETTS	KATRINA	3252EM	9/13/2005	3,653,880	2,409,841	2,105,662
MASSACHUSETTS Total				3,653,880	2,409,841	2,105,662
MICHIGAN	KATRINA	3225EM	9/7/2005	911,734	799,212	150,134
MICHIGAN Total				911,734	799,212	150,134
MINNESOTA	KATRINA	3242EM	9/13/2005	15,074,450	3,499,504	903,695
MINNESOTA Total				15,074,450	3,499,504	903,695
MISSISSIPPI	KATRINA	1604DR	8/29/2005	7,655,320,244	6,848,712,687	3,173,216,599
		3213EM	8/28/2005	2,622,585	2,622,585	87,058
MISSISSIPPI Total				7,657,942,829	6,851,335,272	3,173,303,657
MISSOURI	KATRINA	3232EM	9/10/2005	830,902	523,922	485,062
MISSOURI Total				830,902	523,922	485,062
MONTANA	KATRINA	3253EM	9/13/2005	488,952	475,054	139,791
MONTANA Total				488,952	475,054	139,791
NEBRASKA	KATRINA	3245EM	9/13/2005	266,702	265,377	22,790
NEBRASKA Total				266,702	265,377	22,790
NEVADA	KATRINA	3243EM	9/13/2005	3,683,140	726,096	235,165
NEVADA Total				3,683,140	726,096	235,165
NEW HAMPSHIRE	KATRINA	3258EM	9/19/2005	106,000	6,000	92
NEW HAMPSHIRE Total				106,000	6,000	92
NEW JERSEY	KATRINA	3257EM	9/19/2005	158,658	137,117	17,073
NEW JERSEY Total				158,658	137,117	17,073
NEW MEXICO	KATRINA	3229EM	9/7/2005	2,202,207	868,590	140,272
NEW MEXICO Total				2,202,207	868,590	140,272
NEW YORK	KATRINA	3262EM	9/30/2005	892,755	849,262	165,911
NEW YORK Total				892,755	849,262	165,911
NORTH CAROLINA	KATRINA	3222EM	9/5/2005	2,002,261	1,970,953	539,348
NORTH CAROLINA Total				2,002,261	1,970,953	539,348
NORTH DAKOTA	KATRINA	3247EM	9/13/2005	88,387	68,149	19,239
NORTH DAKOTA Total				88,387	68,149	19,239
OHIO	KATRINA	3250EM	9/13/2005	1,993,530	1,959,386	906,730
OHIO Total				1,993,530	1,959,386	906,730
OKLAHOMA	KATRINA	3219EM	9/5/2005	6,581,023	6,389,896	3,989,459
OKLAHOMA Total				6,581,023	6,389,896	3,989,459
OREGON	KATRINA	3228EM	9/7/2005	2,014,844	2,007,883	263,679
OREGON Total				2,014,844	2,007,883	263,679
PENNSYLVANIA	KATRINA	3235EM	9/10/2005	2,300,075	1,654,675	589,941
PENNSYLVANIA Total				2,300,075	1,654,675	589,941
RHODE ISLAND	KATRINA	3255EM	9/19/2005	1,036,916	206,510	11,409
RHODE ISLAND Total				1,036,916	206,510	11,409
SOUTH CAROLINA	KATRINA	3233EM	9/10/2005	2,171,915	2,161,704	845,504
SOUTH CAROLINA Total				2,171,915	2,161,704	845,504
SOUTH DAKOTA	KATRINA	3234EM	9/10/2005	344,422	321,720	194,273

STATE NAME	EVENT NAME	PROG CODE	DECLARED	ALLOCATIONS	OBLIGATIONS	EXPENDITURES
SOUTH DAKOTA Total				344,422	321,720	194,273
TENNESSEE	KATRINA	3217EM	9/5/2005	29,090,380	26,574,869	81,363
TENNESSEE Total				29,090,380	26,574,869	81,363
TEXAS	KATRINA	3216EM	9/2/2005	421,817,851	416,578,482	265,259,984
	RITA	1606DR	9/24/2005	1,941,757,629	1,729,394,552	876,362,018
		3261EM	9/21/2005	129,300,539	129,215,182	4,626,858
TEXAS Total				2,492,876,019	2,275,188,216	1,146,248,861
UTAH	KATRINA	3223EM	9/5/2005	909,069	770,295	705,375
UTAH Total				909,069	770,295	705,375
VIRGINIA	KATRINA	3240EM	9/12/2005	570,010	446,608	81,417
VIRGINIA Total				570,010	446,608	81,417
WASHINGTON	KATRINA	3227EM	9/7/2005	3,159,912	3,024,223	158,608
WASHINGTON Total				3,159,912	3,024,223	158,608
WEST VIRGINIA	KATRINA	3221EM	9/5/2005	265,817	120,045	106,847
WEST VIRGINIA Total				265,817	120,045	106,847
WISCONSIN	KATRINA	3249EM	9/13/2005	2,975,965	2,813,446	107,788
WISCONSIN Total				2,975,965	2,813,446	107,788
Grand Total				30,301,184,462	27,505,795,178	13,679,141,114

FINANCIAL INFORMATION TOOL
FOR HURRICANE KATRINA, RITA, & WILMA DECLARATIONS ONLY

AS OF 02-22-2006 AT 7 AM

PROG CODE	STATE NAME	EVENT NAME	DECLARED	PROGRAM AREA	ALLOCATIONS	OBLIGATIONS	EXPENDITURES
1602DR	FLORIDA	KATRINA	8/28/2005	2-INFRASTRUCTURE 4-OPERATIONS 5-ADMINISTRATION	144,558,474 10,000 31,298,770	137,597,065 10,000 29,786,358	50,780,356 11,170,807
1602DR Total					175,867,244	167,393,423	61,951,163
1603DR	LOUISIANA	KATRINA	8/29/2005	1-HUMAN SERVICES 2-INFRASTRUCTURE 3-MITIGATION 4-OPERATIONS 5-ADMINISTRATION	7,149,993,368 1,528,489,247 10,549,976 2,930,285,500 3,419,425,095	6,189,666,995 1,500,790,723 6,449,718 2,928,205,500 2,916,752,213	5,406,894,653 618,585,288 1,479,086 82,085,699 921,326,276
1603DR Total					15,038,743,185	13,541,865,148	7,030,371,001
1604DR	MISSISSIPPI	KATRINA	8/29/2005	1-HUMAN SERVICES 2-INFRASTRUCTURE 3-MITIGATION 4-OPERATIONS 5-ADMINISTRATION	2,889,860,348 851,099,731 15,498,947 1,301,292,910 2,597,568,308	2,268,637,726 833,777,229 10,923,894 1,256,824,709 2,478,549,129	1,838,937,740 444,236,734 790,516 75,296,744 813,954,864
1604DR Total					7,655,320,244	6,848,712,687	3,173,216,599
1605DR	ALABAMA	KATRINA	8/29/2005	1-HUMAN SERVICES 2-INFRASTRUCTURE 3-MITIGATION 4-OPERATIONS 5-ADMINISTRATION	1,195,392,878 96,426,362 2,784,984 181,500,000 182,806,857	1,135,470,506 92,197,303 2,449,984 181,500,000 170,844,604	863,650,180 56,321,252 525,974 3,134,255 74,676,241
1605DR Total					1,658,911,081	1,582,462,397	998,307,902
1606DR	TEXAS	RITA	9/24/2005	1-HUMAN SERVICES 2-INFRASTRUCTURE 3-MITIGATION 4-OPERATIONS 5-ADMINISTRATION	943,785,390 159,643,900 11,399,991 245,150,000 581,778,348	845,912,270 158,478,475 2,699,991 242,467,600 479,836,217	646,599,299 82,468,413 276,302 147,018,005
1606DR Total					1,941,757,629	1,729,394,552	876,362,018
1607DR	LOUISIANA	RITA	9/24/2005	1-HUMAN SERVICES 2-INFRASTRUCTURE 3-MITIGATION 4-OPERATIONS 5-ADMINISTRATION	572,631,544 70,187,097 4,844,983 534,936,000 401,451,513	524,135,439 68,810,448 4,099,943 534,936,000 344,913,553	513,077,339 14,528,112 390,407 506,142 129,379,857
1607DR Total					1,584,051,137	1,476,895,383	657,881,857
1609DR	FLORIDA	WILMA	10/24/2005	1-HUMAN SERVICES 2-INFRASTRUCTURE 3-MITIGATION 4-OPERATIONS 5-ADMINISTRATION	469,533,721 471,160,300 1,000,000 234,278,384 301,419,988	455,629,786 468,255,589 599,900 234,028,384 273,604,959	398,060,275 97,530,033 18,334 747,050 46,805,931
1609DR Total					1,477,392,393	1,432,118,618	543,161,622
3212EM	LOUISIANA	KATRINA	8/27/2005	2-INFRASTRUCTURE 4-OPERATIONS 5-ADMINISTRATION	 1,500,000 11,008,058	 1,500,000 11,008,058	 649,898
3212EM Total					12,508,058	12,508,058	649,898
3213EM	MISSISSIPPI	KATRINA	8/28/2005	2-INFRASTRUCTURE 4-OPERATIONS 5-ADMINISTRATION	 2,622,585	 2,622,585	 87,058
3213EM Total					2,622,585	2,622,585	87,058

PROG CODE	STATE NAME	EVENT NAME	DECLARED	PROGRAM AREA	ALLOCATIONS	OBLIGATIONS	EXPENDITURES
3214EM	ALABAMA	KATRINA	8/28/2005	2-INFRASTRUCTURE 4-OPERATIONS 5-ADMINISTRATION	84,454	84,454	52,976
3214EM Total					84,454	84,454	52,976
3215EM	ARKANSAS	KATRINA	9/2/2005	2-INFRASTRUCTURE 4-OPERATIONS 5-ADMINISTRATION	33,583,900 3,500,000 3,730,259	31,185,547 3,500,000 2,957,819	26,555,079 2,303,127
3215EM Total					40,814,159	37,643,366	28,858,206
3216EM	TEXAS	KATRINA	9/2/2005	2-INFRASTRUCTURE 4-OPERATIONS 5-ADMINISTRATION	359,750,699 37,740,000 24,327,152	357,113,443 37,740,000 21,725,039	257,637,467 7,622,517
3216EM Total					421,817,851	416,578,482	265,259,984
3217EM	TENNESSEE	KATRINA	9/5/2005	2-INFRASTRUCTURE 4-OPERATIONS 5-ADMINISTRATION	29,000,000 5,000 85,380	26,484,489 5,000 85,380	 81,363
3217EM Total					29,090,380	26,574,869	81,363
3218EM	GEORGIA	KATRINA	9/5/2005	2-INFRASTRUCTURE 5-ADMINISTRATION	19,400,000 92,000	18,824,560 92,000	7,705,350 767
3218EM Total					19,492,000	18,916,560	7,706,117
3219EM	OKLAHOMA	KATRINA	9/5/2005	2-INFRASTRUCTURE 5-ADMINISTRATION	6,435,313 145,710	6,251,292 138,604	3,862,030 127,429
3219EM Total					6,581,023	6,389,896	3,989,459
3220EM	FLORIDA	KATRINA	9/5/2005	2-INFRASTRUCTURE 5-ADMINISTRATION	9,200,000 2,272	7,845,819 2,272	 2,272
3220EM Total					9,202,272	7,848,091	2,272
3221EM	WEST VIRGINIA	KATRINA	9/5/2005	2-INFRASTRUCTURE 5-ADMINISTRATION	100,000 165,817	21,414 98,631	11,522 95,325
3221EM Total					265,817	120,045	106,847
3222EM	NORTH CAROLINA	KATRINA	9/5/2005	2-INFRASTRUCTURE 5-ADMINISTRATION	2,000,000 2,261	1,968,692 2,261	539,087 261
3222EM Total					2,002,261	1,970,953	539,348
3223EM	UTAH	KATRINA	9/5/2005	2-INFRASTRUCTURE 4-OPERATIONS 5-ADMINISTRATION	784,763 5,000 119,306	669,307 5,000 95,988	669,307 36,068
3223EM Total					909,069	770,295	705,375
3224EM	COLORADO	KATRINA	9/5/2005	2-INFRASTRUCTURE 4-OPERATIONS 5-ADMINISTRATION	10,516,396 437,873	10,483,388 361,359	9,769,400 325,846
3224EM Total					10,954,269	10,844,747	10,095,246
3225EM	MICHIGAN	KATRINA	9/7/2005	2-INFRASTRUCTURE 5-ADMINISTRATION	600,000 311,734	586,040 213,172	38,830 111,304
3225EM Total					911,734	799,212	150,134
3226EM	DISTRICT OF COLUMBIA	KATRINA	9/7/2005	2-INFRASTRUCTURE 5-ADMINISTRATION	521,438 138,803	485,870 54,039	 51,705
3226EM Total					660,241	539,909	51,705
3227EM	WASHINGTON	KATRINA	9/7/2005	2-INFRASTRUCTURE 5-ADMINISTRATION	2,865,178 294,734	2,865,175 159,049	 158,608
3227EM Total					3,159,912	3,024,223	158,608
3228EM	OREGON	KATRINA	9/7/2005	2-INFRASTRUCTURE 5-ADMINISTRATION	1,969,791 45,053	1,969,787 38,096	232,546 31,133
3228EM Total					2,014,844	2,007,883	263,679
3229EM	NEW MEXICO	KATRINA	9/7/2005	2-INFRASTRUCTURE 5-ADMINISTRATION	2,095,700 106,507	798,450 70,140	74,645 65,627
3229EM Total					2,202,207	868,590	140,272

PROG CODE	STATE NAME	EVENT NAME	DECLARED	PROGRAM AREA	ALLOCATIONS	OBLIGATIONS	EXPENDITURES
3230EM	ILLINOIS	KATRINA	9/7/2005	2-INFRASTRUCTURE 5-ADMINISTRATION	2,418,578 208,827	655,363 197,938	508,166 116,555
3230EM Total					2,627,405	853,300	624,722
3231EM	KENTUCKY	KATRINA	9/10/2005	2-INFRASTRUCTURE 5-ADMINISTRATION	4,000,000 22,000	3,668,385 22,000	387,038 7,961
3231EM Total					4,022,000	3,690,385	394,998
3232EM	MISSOURI	KATRINA	9/10/2005	2-INFRASTRUCTURE 5-ADMINISTRATION	830,902	523,922	485,062
3232EM Total					830,902	523,922	485,062
3233EM	SOUTH CAROLINA	KATRINA	9/10/2005	2-INFRASTRUCTURE 5-ADMINISTRATION	2,114,915 57,000	2,104,704 57,000	805,414 40,089
3233EM Total					2,171,915	2,161,704	845,504
3234EM	SOUTH DAKOTA	KATRINA	9/10/2005	2-INFRASTRUCTURE 5-ADMINISTRATION	261,722 82,700	261,676 60,044	188,642 5,630
3234EM Total					344,422	321,720	194,273
3235EM	PENNSYLVANIA	KATRINA	9/10/2005	2-INFRASTRUCTURE 5-ADMINISTRATION	2,000,000 300,075	1,447,239 207,435	405,694 184,248
3235EM Total					2,300,075	1,654,675	589,941
3236EM	KANSAS	KATRINA	9/10/2005	2-INFRASTRUCTURE 5-ADMINISTRATION	140,000 56,298	139,118 30,098	109,133 98
3236EM Total					196,298	169,216	109,232
3237EM	ALABAMA	KATRINA	9/10/2005	2-INFRASTRUCTURE 4-OPERATIONS 5-ADMINISTRATION	2,500,000 1,000,000	868,815 1,000,000	800,854
3237EM Total					3,500,000	1,868,815	800,854
3238EM	INDIANA	KATRINA	9/10/2005	2-INFRASTRUCTURE 5-ADMINISTRATION	4,127,992 72,864	3,779,644 51,942	1,942
3238EM Total					4,200,856	3,831,586	1,942
3239EM	IOWA	KATRINA	9/10/2005	2-INFRASTRUCTURE 5-ADMINISTRATION	209,000 66,380	18,368 55,712	17,516 5,639
3239EM Total					275,380	74,080	23,155
3240EM	VIRGINIA	KATRINA	9/12/2005	2-INFRASTRUCTURE 5-ADMINISTRATION	404,100 165,910	358,574 88,035	6,246 75,171
3240EM Total					570,010	446,608	81,417
3241EM	ARIZONA	KATRINA	9/12/2005	2-INFRASTRUCTURE 5-ADMINISTRATION	3,200,000 3,133,580	3,179,929 3,112,952	2,465,757 57,253
3241EM Total					6,333,580	6,292,881	2,523,009
3242EM	MINNESOTA	KATRINA	9/13/2005	2-INFRASTRUCTURE 5-ADMINISTRATION	15,000,000 74,450	3,449,504 50,000	903,695
3242EM Total					15,074,450	3,499,504	903,695
3243EM	NEVADA	KATRINA	9/13/2005	2-INFRASTRUCTURE 5-ADMINISTRATION	3,500,000 183,140	563,921 162,175	132,925 102,240
3243EM Total					3,683,140	726,096	235,165
3244EM	IDAHO	KATRINA	9/13/2005	2-INFRASTRUCTURE 5-ADMINISTRATION	584,137 35,700	584,134 10,108	17,450 9,860
3244EM Total					619,837	594,243	27,309
3245EM	NEBRASKA	KATRINA	9/13/2005	2-INFRASTRUCTURE 5-ADMINISTRATION	210,100 56,602	210,100 55,277	21,489 1,302
3245EM Total					266,702	265,377	22,790
3246EM	CONNECTICUT	KATRINA	9/13/2005	2-INFRASTRUCTURE 5-ADMINISTRATION	1,000,000 63,173	49,979 48,772	15,181
3246EM Total					1,063,173	98,751	15,181
3247EM	NORTH DAKOTA	KATRINA	9/13/2005	2-INFRASTRUCTURE 5-ADMINISTRATION	88,387	68,149	19,239

PROG CODE	STATE NAME	EVENT NAME	DECLARED	PROGRAM AREA	ALLOCATIONS	OBLIGATIONS	EXPENDITURES
3247EM Total					88,387	68,149	19,239
3248EM	CALIFORNIA	KATRINA	9/13/2005	2-INFRASTRUCTURE 5-ADMINISTRATION	475,720	446,392	361,373
3248EM Total					475,720	446,392	361,373
3249EM	WISCONSIN	KATRINA	9/13/2005	2-INFRASTRUCTURE 5-ADMINISTRATION	2,901,228 74,737	2,762,219 51,227	106,563 1,225
3249EM Total					2,975,965	2,813,446	107,788
3250EM	OHIO	KATRINA	9/13/2005	2-INFRASTRUCTURE 5-ADMINISTRATION	1,918,180 75,350	1,909,386 50,000	906,730
3250EM Total					1,993,530	1,959,386	906,730
3251EM	MARYLAND	KATRINA	9/13/2005	2-INFRASTRUCTURE 5-ADMINISTRATION	3,000,000 121,326	260,251 86,648	67,392 79,215
3251EM Total					3,121,326	346,898	146,607
3252EM	MASSACHUSETTS	KATRINA	9/13/2005	2-INFRASTRUCTURE 5-ADMINISTRATION	3,500,000 153,880	2,264,648 145,193	1,976,959 128,702
3252EM Total					3,653,880	2,409,841	2,105,662
3253EM	MONTANA	KATRINA	9/13/2005	2-INFRASTRUCTURE 5-ADMINISTRATION	400,000 88,952	397,372 77,682	113,251 26,541
3253EM Total					488,952	475,054	139,791
3255EM	RHODE ISLAND	KATRINA	9/19/2005	2-INFRASTRUCTURE 5-ADMINISTRATION	1,000,000 36,916	177,017 29,493	11,409
3255EM Total					1,036,916	206,510	11,409
3256EM	MAINE	KATRINA	9/19/2005	2-INFRASTRUCTURE 5-ADMINISTRATION	100,000 6,000	6,000	
3256EM Total					106,000	6,000	
3257EM	NEW JERSEY	KATRINA	9/19/2005	2-INFRASTRUCTURE 5-ADMINISTRATION	118,741 39,917	118,741 18,375	17,073
3257EM Total					158,658	137,117	17,073
3258EM	NEW HAMPSHIRE	KATRINA	9/19/2005	2-INFRASTRUCTURE 5-ADMINISTRATION	100,000 6,000	6,000	92
3258EM Total					106,000	6,000	92
3259EM	FLORIDA	RITA	9/20/2005	2-INFRASTRUCTURE 4-OPERATIONS 5-ADMINISTRATION	8,700,000 10,000 1,335,741	8,206,362 10,000 1,335,741	2,436,327 67,295
3259EM Total					10,045,741	9,552,103	2,503,622
3260EM	LOUISIANA	RITA	9/21/2005	2-INFRASTRUCTURE 4-OPERATIONS 5-ADMINISTRATION	1,100,000 175,000	1,100,000 175,000	
3260EM Total					1,275,000	1,275,000	
3261EM	TEXAS	RITA	9/21/2005	2-INFRASTRUCTURE 4-OPERATIONS 5-ADMINISTRATION	3,585,000 5,000,000 120,715,539	3,499,643 5,000,000 120,715,539	2,860,285 1,766,573
3261EM Total					129,300,539	129,215,182	4,626,858
3262EM	NEW YORK	KATRINA	9/30/2005	2-INFRASTRUCTURE 5-ADMINISTRATION	682,855 209,900	682,855 166,407	165,911
3262EM Total					892,755	849,262	165,911
3263EM	DELAWARE	KATRINA	9/30/2005	5-ADMINISTRATION	48,900	1,550	
3263EM Total					48,900	1,550	
Grand Total					30,301,184,462	27,505,795,178	13,679,141,114

**FINANCIAL INFORMATION TOOL
FOR HURRICANE KATRINA, RITA, & WILMA DECLARATIONS ONLY**

AS OF 02-22-2006 AT 7 AM

PROG CODE	STATE NAME	EVENT NAME	DECLARED	PROGRAM AREA	PROGRAM NAME	ALLOCATIONS	OBLIGATIONS	EXPENDITURES
1602DR	FLORIDA	KATRINA	8/28/2005	2-INFRASTRUCTURE	2594-INSPECTIONS	7,922,400	8,184,400	3,894,517
					416X-PUBLIC ASSISTANCE	136,636,074	129,412,665	46,885,839
				2-INFRASTRUCTURE Total		144,558,474	137,597,065	50,780,356
				4-OPERATIONS	2507-MISSIONS-TA	10,000	10,000	
					2508-MISSIONS-DFA			
				4-OPERATIONS Total		10,000	10,000	
				5-ADMINISTRATION	11XX-SALARIES & BENEFITS	2,533,231	1,971,194	1,971,194
					21XX-TRAVEL	1,562,000	1,561,975	1,559,458
					22XX-TRANSPORTION	586,000	525,020	33,037
					23XX-RENT, COMM, UTILITIES	1,677,662	1,196,275	1,080,956
					24XX-PRINT & REPRO	20,000	10,500	
	2501-MISSIONS-FOS	18,607,425	18,607,425	6,389,199				
	25XX-OTHER SERVICES	5,924,696	5,744,696	72,350				
	26XX-SUPPLIES & MATERIALS	236,256	74,704	37,991				
	31XX-EQUIPMENT	151,500	94,570	26,622				
5-ADMINISTRATION Total		31,298,770	29,786,358	11,170,807				
1602DR Total						175,867,244	167,393,423	61,951,163
1603DR	LOUISIANA	KATRINA	8/29/2005	1-HUMAN SERVICES	2503-UNEMPLOYMENT	164,627,958	164,627,958	164,627,958
					2504-CRISIS COUNSELING-NIMH	91,753,102	4,042,584	
					2576-LEGAL SERVICES	117,500		
					2592-INSPECTIONS	95,715,164	86,297,443	57,376,831
					4149-OTHER NEEDS ASSISTANCE	1,057,786,207	1,057,786,207	1,037,512,846
					414X-HOUSING ASSISTANCE	2,989,320,812	2,989,320,812	2,911,110,939
					4152-CRISIS COUNSELING-SCC	20,574,070	17,572,962	3,728,366
					MANUFACTURED HOUSING	2,730,098,554	1,870,019,028	1,232,537,713
				1-HUMAN SERVICES Total		7,149,993,368	6,189,666,995	5,406,894,653
				2-INFRASTRUCTURE	2594-INSPECTIONS	171,391,900	149,271,900	15,814,116
					416X-PUBLIC ASSISTANCE	1,357,097,347	1,351,518,823	602,771,171
				2-INFRASTRUCTURE Total		1,528,489,247	1,500,790,723	618,585,288
				3-MITIGATION	2593-INSPECTIONS	10,549,976	6,449,718	1,479,086
				3-MITIGATION Total		10,549,976	6,449,718	1,479,086
				4-OPERATIONS	2507-MISSIONS-TA	9,970,000	9,890,000	253,090
					2508-MISSIONS-DFA	2,920,315,500	2,918,315,500	81,832,609
				4-OPERATIONS Total		2,930,285,500	2,928,205,500	82,085,699
				5-ADMINISTRATION	11XX-SALARIES & BENEFITS	114,315,665	99,286,772	99,286,772
					21XX-TRAVEL	94,325,339	84,026,193	75,540,708
					22XX-TRANSPORTION	13,084,320	12,901,401	1,887,052
					23XX-RENT, COMM, UTILITIES	177,245,293	153,864,461	81,315,767
	24XX-PRINT & REPRO	2,214,004	1,570,530	57,044				
	2501-MISSIONS-FOS	1,242,578,534	1,242,548,987	8,900,830				
	25XX-OTHER SERVICES	1,261,690,269	866,801,053	406,270,185				
	26XX-SUPPLIES & MATERIALS	335,808,580	306,994,964	169,993,332				
	31XX-EQUIPMENT	119,659,040	97,326,498	66,589,526				
	32XX-LAND & STRUCTURES	7,933,620	860,925	459,073				
	4101-URBAN SEARCH & RESCUE	50,570,429	50,570,428	11,025,986				
5-ADMINISTRATION Total		3,419,425,095	2,916,752,213	921,326,276				
1603DR Total						15,038,743,185	13,541,865,148	7,030,371,001
1604DR	MISSISSIPPI	KATRINA	8/29/2005	1-HUMAN SERVICES	2503-UNEMPLOYMENT	55,406,856	55,400,000	55,400,000
					2504-CRISIS COUNSELING-NIMH	26,326,206	13,060,670	8,684,929
					2576-LEGAL SERVICES			
					2592-INSPECTIONS	63,870,340	50,093,615	34,177,594
					4149-OTHER NEEDS ASSISTANCE	358,963,004	353,963,004	341,961,222
					414X-HOUSING ASSISTANCE	817,365,337	817,365,249	785,641,075
					4152-CRISIS COUNSELING-SCC	11,047,063	10,774,467	4,010,156
					MANUFACTURED HOUSING	1,556,881,542	967,980,722	609,062,765
				1-HUMAN SERVICES Total		2,889,860,348	2,268,637,726	1,838,937,740
				2-INFRASTRUCTURE	2594-INSPECTIONS	82,006,900	65,306,400	12,245,627
					416X-PUBLIC ASSISTANCE	769,092,831	768,470,829	431,991,107
2-INFRASTRUCTURE Total		851,099,731	833,777,229	444,236,734				
3-MITIGATION	2593-INSPECTIONS	10,124,761	5,549,708	547,010				
	4173-HAZARD MITIGATION	5,374,186	5,374,186	243,506				

PROG CODE	STATE NAME	EVENT NAME	DECLARED	PROGRAM AREA	PROGRAM NAME	ALLOCATIONS	OBLIGATIONS	EXPENDITURES
				3-MITIGATION Total		15,498,947	10,923,894	790,516
				4-OPERATIONS		2507-MISSIONS-TA	31,013,256	11,545,056
						2508-MISSIONS-DFA	1,270,279,654	1,245,279,653
				4-OPERATIONS Total		1,301,292,910	1,256,824,709	75,296,744
				5-ADMINISTRATION		11XX-SALARIES & BENEFITS	99,858,241	90,409,429
						21XX-TRAVEL	66,244,761	43,448,774
						22XX-TRANSPORTION	37,400,851	25,740,519
						23XX-RENT, COMM, UTILITIES	44,790,651	15,786,200
						24XX-PRINT & REPRO	2,270,701	966,799
						2501-MISSIONS-FOS	1,502,791,629	207,470,037
						25XX-OTHER SERVICES	556,553,815	298,411,963
						26XX-SUPPLIES & MATERIALS	186,285,527	65,157,288
						31XX-EQUIPMENT	75,444,255	61,195,939
						32XX-LAND & STRUCTURES	1,327,846	1,202,749
						4101-URBAN SEARCH & RESCUE	24,600,030	4,165,166
				5-ADMINISTRATION Total		2,597,568,308	2,478,549,129	813,954,864
1604DR Total						7,655,320,244	6,848,712,687	3,173,216,599
1605DR	ALABAMA	KATRINA	8/29/2005	1-HUMAN SERVICES		2503-UNEMPLOYMENT	1,150,000	1,150,000
						2504-CRISIS COUNSELING-NIMH	4,436,110	488,246
						2576-LEGAL SERVICES	5,000	3,875
						2592-INSPECTIONS	20,123,500	6,896,999
						4149-OTHER NEEDS ASSISTANCE	31,483,233	27,741,506
						414X-HOUSING ASSISTANCE	87,211,550	85,136,572
						4152-CRISIS COUNSELING-SCC	3,135,574	730,891
						MANUFACTURED HOUSING	1,047,847,911	741,990,337
				1-HUMAN SERVICES Total		1,195,392,878	1,135,470,506	863,650,180
				2-INFRASTRUCTURE		2594-INSPECTIONS	1,449,000	401,048
						416X-PUBLIC ASSISTANCE	94,977,362	55,920,204
				2-INFRASTRUCTURE Total		96,426,362	92,197,303	56,321,252
				3-MITIGATION		2593-INSPECTIONS	2,784,984	525,974
				3-MITIGATION Total		2,784,984	2,449,984	525,974
				4-OPERATIONS		2507-MISSIONS-TA	3,000,000	3,000,000
						2508-MISSIONS-DFA	178,500,000	178,500,000
				4-OPERATIONS Total		181,500,000	181,500,000	3,134,255
				5-ADMINISTRATION		11XX-SALARIES & BENEFITS	14,080,005	12,769,225
						21XX-TRAVEL	16,735,497	12,792,272
						22XX-TRANSPORTION	2,414,000	87,827
						23XX-RENT, COMM, UTILITIES	7,659,755	2,773,727
						24XX-PRINT & REPRO	386,892	100,265
						2501-MISSIONS-FOS	81,979,350	10,354,617
						25XX-OTHER SERVICES	50,928,943	31,487,423
						26XX-SUPPLIES & MATERIALS	5,250,540	1,988,014
						31XX-EQUIPMENT	3,371,876	2,322,871
				5-ADMINISTRATION Total		182,806,857	170,844,604	74,676,241
1605DR Total						1,658,911,081	1,582,462,397	998,307,902
1606DR	TEXAS	RITA	9/24/2005	1-HUMAN SERVICES		2503-UNEMPLOYMENT	5,104,608	5,089,161
						2504-CRISIS COUNSELING-NIMH		
						2576-LEGAL SERVICES	5,000	
						2592-INSPECTIONS	37,694,000	37,661,997
						4149-OTHER NEEDS ASSISTANCE		22,371,587
						414X-HOUSING ASSISTANCE	636,014,899	(500)
						4152-CRISIS COUNSELING-SCC	4,301,483	492,754,880
						4154-OTHER NEEDS ASSISTANCE	68,880,000	650,742
						MANUFACTURED HOUSING	68,880,000	58,411,323
							191,785,400	67,972,848
				1-HUMAN SERVICES Total		943,785,390	845,912,270	646,599,299
				2-INFRASTRUCTURE		2594-INSPECTIONS	11,993,900	10,832,100
						416X-PUBLIC ASSISTANCE	147,650,000	1,887,613
				2-INFRASTRUCTURE Total		159,643,900	158,478,475	82,468,413
				3-MITIGATION		2593-INSPECTIONS	11,399,991	2,699,991
				3-MITIGATION Total		11,399,991	2,699,991	276,302
				4-OPERATIONS		2507-MISSIONS-TA	100,000	100,000
						2508-MISSIONS-DFA	245,050,000	242,367,600
				4-OPERATIONS Total		245,150,000	242,467,600	
				5-ADMINISTRATION		11XX-SALARIES & BENEFITS	25,253,856	25,381,462
						21XX-TRAVEL	23,258,700	19,454,961
						22XX-TRANSPORTION	2,549,000	53,690

PROG CODE	STATE NAME	EVENT NAME	DECLARED	PROGRAM AREA	PROGRAM NAME	ALLOCATIONS	OBLIGATIONS	EXPENDITURES
					23XX-RENT, COMM, UTILITIES	11,452,975	8,675,532	3,499,191
					24XX-PRINT & REPRO	493,000	372,676	131,803
					2501-MISSIONS-FOS	264,878,000	259,433,000	2,272,038
					25XX-OTHER SERVICES	219,924,400	135,188,765	88,470,480
					26XX-SUPPLIES & MATERIALS	7,828,417	3,615,205	1,453,339
					31XX-EQUIPMENT	6,876,000	4,479,653	4,071,571
					4101-URBAN SEARCH & RESCUE	19,264,000	19,264,000	2,229,471
					5-ADMINISTRATION Total	581,778,348	479,836,217	147,018,005
1606DR Total						1,941,757,629	1,729,394,552	876,362,018
1607DR	LOUISIANA	RITA	9/24/2005	1-HUMAN SERVICES	2503-UNEMPLOYMENT	11,309,413	11,309,413	11,309,413
					2592-INSPECTIONS	27,504,750	27,504,750	18,666,719
					4149-OTHER NEEDS ASSISTANCE	88,700,000	88,700,000	88,055,857
					414X-HOUSING ASSISTANCE	395,117,381	395,117,381	394,163,178
					MANUFACTURED HOUSING	50,000,000	1,503,895	882,172
					1-HUMAN SERVICES Total	572,631,544	524,135,439	513,077,339
				2-INFRASTRUCTURE	2594-INSPECTIONS	2,375,000	2,375,000	
					416X-PUBLIC ASSISTANCE	67,812,097	66,435,448	14,528,112
					2-INFRASTRUCTURE Total	70,187,097	68,810,448	14,528,112
				3-MITIGATION	2593-INSPECTIONS	4,844,983	4,099,943	390,407
					3-MITIGATION Total	4,844,983	4,099,943	390,407
				4-OPERATIONS	2507-MISSIONS-TA	1,000,000	1,000,000	
					2508-MISSIONS-DFA	533,936,000	533,936,000	506,142
					4-OPERATIONS Total	534,936,000	534,936,000	506,142
				5-ADMINISTRATION	11XX-SALARIES & BENEFITS	9,268,671	7,974,355	7,974,355
					21XX-TRAVEL	2,627,800	2,624,115	2,345,515
					22XX-TRANSPORTION	150,000	52,000	9,075
					23XX-RENT, COMM, UTILITIES	8,544,350	6,236,131	3,120,691
					24XX-PRINT & REPRO	550,000	299,910	71,494
					2501-MISSIONS-FOS	49,337,685	49,337,685	732,876
					25XX-OTHER SERVICES	285,450,237	236,349,137	85,700,835
					26XX-SUPPLIES & MATERIALS	39,200,770	37,455,859	28,803,402
					31XX-EQUIPMENT	2,716,000	1,498,361	52,445
					32XX-LAND & STRUCTURES	400,000		
					4101-URBAN SEARCH & RESCUE	3,206,000	3,086,000	569,169
					5-ADMINISTRATION Total	401,451,513	344,913,553	129,379,857
1607DR Total						1,584,051,137	1,476,895,383	657,881,857
1609DR	FLORIDA	WILMA	10/24/2005	1-HUMAN SERVICES	2503-UNEMPLOYMENT	5,770,125	5,770,125	5,770,125
					2576-LEGAL SERVICES	5,000		
					2592-INSPECTIONS	39,202,400	39,133,000	30,900,117
					4149-OTHER NEEDS ASSISTANCE	183,000,000	183,000,000	175,934,205
					414X-HOUSING ASSISTANCE	150,695,000	150,695,000	130,219,406
					4152-CRISIS COUNSELING-SCC	1,848,196	924,098	
					MANUFACTURED HOUSING	89,013,000	76,107,563	55,236,422
					1-HUMAN SERVICES Total	469,533,721	455,629,786	398,060,275
				2-INFRASTRUCTURE	2594-INSPECTIONS	28,110,300	28,110,300	1,679,278
					416X-PUBLIC ASSISTANCE	443,050,000	440,145,289	95,850,755
					2-INFRASTRUCTURE Total	471,160,300	468,255,589	97,530,033
				3-MITIGATION	2593-INSPECTIONS	1,000,000	599,900	18,334
					3-MITIGATION Total	1,000,000	599,900	18,334
				4-OPERATIONS	2507-MISSIONS-TA	950,000	700,000	13,795
					2508-MISSIONS-DFA	233,328,384	233,328,384	733,254
					4-OPERATIONS Total	234,278,384	234,028,384	747,050
				5-ADMINISTRATION	11XX-SALARIES & BENEFITS	23,421,330	25,371,117	25,371,117
					21XX-TRAVEL	11,909,700	11,666,166	9,647,599
					22XX-TRANSPORTION	10,645,000	10,235,440	1,151,822
					23XX-RENT, COMM, UTILITIES	5,871,000	1,638,195	1,319,575
					24XX-PRINT & REPRO	323,500	279,298	79,781
					2501-MISSIONS-FOS	132,029,012	132,029,012	6,476,717
					25XX-OTHER SERVICES	18,150,000	11,124,250	1,351,525
					26XX-SUPPLIES & MATERIALS	91,470,000	74,539,930	759,859
					31XX-EQUIPMENT	1,310,000	477,172	251,010
					32XX-LAND & STRUCTURES	74,446	28,379	
					4101-URBAN SEARCH & RESCUE	6,216,000	6,216,000	396,926
					5-ADMINISTRATION Total	301,419,988	273,604,959	46,805,931
1609DR Total						1,477,392,393	1,432,118,618	543,161,622
3212EM	LOUISIANA	KATRINA	8/27/2005	2-INFRASTRUCTURE	416X-PUBLIC ASSISTANCE			

PROG CODE	STATE NAME	EVENT NAME	DECLARED	PROGRAM AREA	PROGRAM NAME	ALLOCATIONS	OBLIGATIONS	EXPENDITURES
				2-INFRASTRUCTURE Total				
				4-OPERATIONS	2508-MISSIONS-DFA	1,500,000	1,500,000	
				4-OPERATIONS Total		1,500,000	1,500,000	
				5-ADMINISTRATION	11XX-SALARIES & BENEFITS	1,922	1,922	1,922
					21XX-TRAVEL	5,559	5,559	5,559
					22XX-TRANSPORTION			
					23XX-RENT, COMM, UTILITIES	588,577	588,577	588,577
					24XX-PRINT & REPRO			
					2501-MISSIONS-FOS	10,370,000	10,370,000	62,555
					25XX-OTHER SERVICES	40,000	40,000	40,000
					26XX-SUPPLIES & MATERIALS	2,000	2,000	1,284
					31XX-EQUIPMENT			
				5-ADMINISTRATION Total		11,008,058	11,008,058	649,898
3212EM Total						12,508,058	12,508,058	649,898
3213EM	MISSISSIPPI	KATRINA	8/28/2005	2-INFRASTRUCTURE	416X-PUBLIC ASSISTANCE			
				2-INFRASTRUCTURE Total				
				4-OPERATIONS	2507-MISSIONS-TA			
					2508-MISSIONS-DFA			
				4-OPERATIONS Total				
				5-ADMINISTRATION	11XX-SALARIES & BENEFITS	288	288	288
					21XX-TRAVEL			
					22XX-TRANSPORTION			
					23XX-RENT, COMM, UTILITIES			
					24XX-PRINT & REPRO			
					2501-MISSIONS-FOS	2,612,457	2,612,457	86,770
					25XX-OTHER SERVICES	9,840	9,840	
					26XX-SUPPLIES & MATERIALS			
				5-ADMINISTRATION Total		2,622,585	2,622,585	87,058
3213EM Total						2,622,585	2,622,585	87,058
3214EM	ALABAMA	KATRINA	8/28/2005	2-INFRASTRUCTURE	416X-PUBLIC ASSISTANCE			
				2-INFRASTRUCTURE Total				
				4-OPERATIONS	2507-MISSIONS-TA			
					2508-MISSIONS-DFA			
				4-OPERATIONS Total				
				5-ADMINISTRATION	11XX-SALARIES & BENEFITS			
					21XX-TRAVEL			
					22XX-TRANSPORTION			
					23XX-RENT, COMM, UTILITIES	30,000	30,000	30,000
					24XX-PRINT & REPRO			
					2501-MISSIONS-FOS	31,478	31,478	
					26XX-SUPPLIES & MATERIALS			
					31XX-EQUIPMENT	22,976	22,976	22,976
				5-ADMINISTRATION Total		84,454	84,454	52,976
3214EM Total						84,454	84,454	52,976
3215EM	ARKANSAS	KATRINA	9/2/2005	2-INFRASTRUCTURE	2594-INSPECTIONS	1,583,900	1,583,900	467,381
					416X-PUBLIC ASSISTANCE	32,000,000	29,601,647	26,087,698
				2-INFRASTRUCTURE Total		33,583,900	31,185,547	26,555,079
				4-OPERATIONS	2508-MISSIONS-DFA	3,500,000	3,500,000	
				4-OPERATIONS Total		3,500,000	3,500,000	
				5-ADMINISTRATION	11XX-SALARIES & BENEFITS	1,545,653	935,316	935,316
					21XX-TRAVEL	1,200,082	1,197,149	1,116,146
					22XX-TRANSPORTION	16,100	15,100	6,520
					23XX-RENT, COMM, UTILITIES	311,644	171,644	158,192
					24XX-PRINT & REPRO	6,000	5,150	2,234
					2501-MISSIONS-FOS	465,000	465,000	7,452
					25XX-OTHER SERVICES	7,500	5,000	1,125
					26XX-SUPPLIES & MATERIALS	123,580	108,760	43,644
					31XX-EQUIPMENT	54,700	54,700	32,497
					32XX-LAND & STRUCTURES			
				5-ADMINISTRATION Total		3,730,259	2,957,819	2,303,127
3215EM Total						40,814,159	37,643,366	28,858,206
3216EM	TEXAS	KATRINA	9/2/2005	2-INFRASTRUCTURE	2594-INSPECTIONS	6,508,500	3,877,600	935,112
					416X-PUBLIC ASSISTANCE	353,242,199	353,235,843	256,702,354
				2-INFRASTRUCTURE Total		359,750,699	357,113,443	257,637,467
				4-OPERATIONS	2508-MISSIONS-DFA	37,740,000	37,740,000	
				4-OPERATIONS Total		37,740,000	37,740,000	

PROG CODE	STATE NAME	EVENT NAME	DECLARED	PROGRAM AREA	PROGRAM NAME	ALLOCATIONS	OBLIGATIONS	EXPENDITURES
				5-ADMINISTRATION	11XX-SALARIES & BENEFITS	2,634,491	2,477,104	2,477,104
					21XX-TRAVEL	3,210,905	3,092,405	2,828,699
					22XX-TRANSPORTION	214,000	34,000	17,207
					23XX-RENT, COMM, UTILITIES	2,095,492	2,061,022	849,969
					24XX-PRINT & REPRO	76,491	37,054	23,596
					2501-MISSIONS-FOS	11,905,000	11,905,000	7,872
					25XX-OTHER SERVICES	2,402,386	483,886	236,756
					26XX-SUPPLIES & MATERIALS	1,185,559	1,145,579	773,558
					31XX-EQUIPMENT	602,827	488,989	407,755
				5-ADMINISTRATION Total		24,327,152	21,725,039	7,622,517
3216EM Total						421,817,851	416,578,482	265,259,984
3217EM	TENNESSEE	KATRINA	9/5/2005	2-INFRASTRUCTURE	416X-PUBLIC ASSISTANCE	29,000,000	26,484,489	
				2-INFRASTRUCTURE Total		29,000,000	26,484,489	
				4-OPERATIONS	2507-MISSIONS-TA	5,000	5,000	
				4-OPERATIONS Total		5,000	5,000	
				5-ADMINISTRATION	11XX-SALARIES & BENEFITS	13,380	13,380	13,380
					21XX-TRAVEL	70,000	70,000	67,983
					22XX-TRANSPORTION			
					23XX-RENT, COMM, UTILITIES			
					24XX-PRINT & REPRO			
					2501-MISSIONS-FOS	2,000	2,000	
					26XX-SUPPLIES & MATERIALS			
				5-ADMINISTRATION Total		85,380	85,380	81,363
3217EM Total						29,090,380	26,574,869	81,363
3218EM	GEORGIA	KATRINA	9/5/2005	2-INFRASTRUCTURE	416X-PUBLIC ASSISTANCE	19,400,000	18,824,560	7,705,350
				2-INFRASTRUCTURE Total		19,400,000	18,824,560	7,705,350
				5-ADMINISTRATION	11XX-SALARIES & BENEFITS			
					21XX-TRAVEL	40,000	40,000	767
					22XX-TRANSPORTION			
					23XX-RENT, COMM, UTILITIES			
					24XX-PRINT & REPRO			
					2501-MISSIONS-FOS	52,000	52,000	
					26XX-SUPPLIES & MATERIALS			
				5-ADMINISTRATION Total		92,000	92,000	767
3218EM Total						19,492,000	18,916,560	7,706,117
3219EM	OKLAHOMA	KATRINA	9/5/2005	2-INFRASTRUCTURE	416X-PUBLIC ASSISTANCE	6,435,313	6,251,292	3,862,030
				2-INFRASTRUCTURE Total		6,435,313	6,251,292	3,862,030
				5-ADMINISTRATION	11XX-SALARIES & BENEFITS	65,251	59,291	59,291
					21XX-TRAVEL	78,459	78,459	67,328
					22XX-TRANSPORTION	500		
					23XX-RENT, COMM, UTILITIES			
					24XX-PRINT & REPRO	500	800	756
					25XX-OTHER SERVICES			
					26XX-SUPPLIES & MATERIALS	1,000	54	54
					31XX-EQUIPMENT			
				5-ADMINISTRATION Total		145,710	138,604	127,429
3219EM Total						6,581,023	6,389,896	3,989,459
3220EM	FLORIDA	KATRINA	9/5/2005	2-INFRASTRUCTURE	416X-PUBLIC ASSISTANCE	9,200,000	7,845,819	
				2-INFRASTRUCTURE Total		9,200,000	7,845,819	
				5-ADMINISTRATION	11XX-SALARIES & BENEFITS	2,272	2,272	2,272
					21XX-TRAVEL			
					22XX-TRANSPORTION			
					23XX-RENT, COMM, UTILITIES			
					24XX-PRINT & REPRO			
					2501-MISSIONS-FOS			
					26XX-SUPPLIES & MATERIALS			
				5-ADMINISTRATION Total		2,272	2,272	2,272
3220EM Total						9,202,272	7,848,091	2,272
3221EM	WEST VIRGINIA	KATRINA	9/5/2005	2-INFRASTRUCTURE	416X-PUBLIC ASSISTANCE	100,000	21,414	11,522
				2-INFRASTRUCTURE Total		100,000	21,414	11,522
				5-ADMINISTRATION	11XX-SALARIES & BENEFITS	87,195	67,877	67,877
					21XX-TRAVEL	78,522	30,653	27,353
					22XX-TRANSPORTION			
					23XX-RENT, COMM, UTILITIES			
					24XX-PRINT & REPRO			
					26XX-SUPPLIES & MATERIALS	100	100	94

PROG CODE	STATE NAME	EVENT NAME	DECLARED	PROGRAM AREA	PROGRAM NAME	ALLOCATIONS	OBLIGATIONS	EXPENDITURES
5-ADMINISTRATION Total						165,817	98,631	95,325
3221EM Total						265,817	120,045	106,847
3222EM	NORTH CAROLINA	KATRINA	9/5/2005	2-INFRASTRUCTURE	416X-PUBLIC ASSISTANCE	2,000,000	1,968,692	539,087
2-INFRASTRUCTURE Total						2,000,000	1,968,692	539,087
5-ADMINISTRATION						261	261	261
11XX-SALARIES & BENEFITS								
21XX-TRAVEL								
22XX-TRANSPORTION								
23XX-RENT, COMM, UTILITIES								
24XX-PRINT & REPRO								
2501-MISSIONS-FOS						2,000	2,000	
26XX-SUPPLIES & MATERIALS								
5-ADMINISTRATION Total						2,261	2,261	261
3222EM Total						2,002,261	1,970,953	539,348
3223EM	UTAH	KATRINA	9/5/2005	2-INFRASTRUCTURE	416X-PUBLIC ASSISTANCE	784,763	669,307	669,307
2-INFRASTRUCTURE Total						784,763	669,307	669,307
4-OPERATIONS						5,000	5,000	
4-OPERATIONS Total						5,000	5,000	
5-ADMINISTRATION						35,606	16,234	16,234
11XX-SALARIES & BENEFITS								
21XX-TRAVEL						76,700	75,754	19,834
22XX-TRANSPORTION								
23XX-RENT, COMM, UTILITIES								
24XX-PRINT & REPRO								
2501-MISSIONS-FOS								
26XX-SUPPLIES & MATERIALS						7,000	4,000	
5-ADMINISTRATION Total						119,306	95,988	36,068
3223EM Total						909,069	770,295	705,375
3224EM	COLORADO	KATRINA	9/5/2005	2-INFRASTRUCTURE	416X-PUBLIC ASSISTANCE	10,516,396	10,483,388	9,769,400
2-INFRASTRUCTURE Total						10,516,396	10,483,388	9,769,400
4-OPERATIONS								
2508-MISSIONS-DFA								
4-OPERATIONS Total								
5-ADMINISTRATION						319,847	246,833	246,833
11XX-SALARIES & BENEFITS								
21XX-TRAVEL						110,526	110,526	77,284
22XX-TRANSPORTION						500		
23XX-RENT, COMM, UTILITIES								
24XX-PRINT & REPRO								
2501-MISSIONS-FOS								
26XX-SUPPLIES & MATERIALS						7,000	4,000	1,729
5-ADMINISTRATION Total						437,873	361,359	325,846
3224EM Total						10,954,269	10,844,747	10,095,246
3225EM	MICHIGAN	KATRINA	9/7/2005	2-INFRASTRUCTURE	416X-PUBLIC ASSISTANCE	600,000	586,040	38,830
2-INFRASTRUCTURE Total						600,000	586,040	38,830
5-ADMINISTRATION						131,234	50,672	50,672
11XX-SALARIES & BENEFITS								
21XX-TRAVEL						176,500	160,000	59,427
22XX-TRANSPORTION						1,000	500	493
23XX-RENT, COMM, UTILITIES								
24XX-PRINT & REPRO								
26XX-SUPPLIES & MATERIALS						2,000	2,000	712
31XX-EQUIPMENT						1,000		
5-ADMINISTRATION Total						311,734	213,172	111,304
3225EM Total						911,734	799,212	150,134
3226EM	DISTRICT OF COLUMBIA	KATRINA	9/7/2005	2-INFRASTRUCTURE	416X-PUBLIC ASSISTANCE	521,438	485,870	
2-INFRASTRUCTURE Total						521,438	485,870	
5-ADMINISTRATION						54,856	15,430	15,430
11XX-SALARIES & BENEFITS								
21XX-TRAVEL						83,947	38,609	36,275
22XX-TRANSPORTION								
23XX-RENT, COMM, UTILITIES								
24XX-PRINT & REPRO								
26XX-SUPPLIES & MATERIALS								
5-ADMINISTRATION Total						138,803	54,039	51,705
3226EM Total						660,241	539,909	51,705
3227EM	WASHINGTON	KATRINA	9/7/2005	2-INFRASTRUCTURE	416X-PUBLIC ASSISTANCE	2,865,178	2,865,175	
2-INFRASTRUCTURE Total						2,865,178	2,865,175	
5-ADMINISTRATION						220,265	124,151	124,151
11XX-SALARIES & BENEFITS								
21XX-TRAVEL						74,218	34,648	34,344
22XX-TRANSPORTION								
23XX-RENT, COMM, UTILITIES								
24XX-PRINT & REPRO								

PROG CODE	STATE NAME	EVENT NAME	DECLARED	PROGRAM AREA	PROGRAM NAME	ALLOCATIONS	OBLIGATIONS	EXPENDITURES
					26XX-SUPPLIES & MATERIALS	250	250	113
				5-ADMINISTRATION Total		294,734	159,049	158,608
3227EM Total						3,159,912	3,024,223	158,608
3228EM	OREGON	KATRINA	9/7/2005	2-INFRASTRUCTURE	416X-PUBLIC ASSISTANCE	1,969,791	1,969,787	232,546
				2-INFRASTRUCTURE Total		1,969,791	1,969,787	232,546
				5-ADMINISTRATION	11XX-SALARIES & BENEFITS	24,131	17,674	17,674
					21XX-TRAVEL	20,922	20,422	13,459
					22XX-TRANSPORTION			
					23XX-RENT, COMM, UTILITIES			
					24XX-PRINT & REPRO			
					26XX-SUPPLIES & MATERIALS			
				5-ADMINISTRATION Total		45,053	38,096	31,133
3228EM Total						2,014,844	2,007,883	263,679
3229EM	NEW MEXICO	KATRINA	9/7/2005	2-INFRASTRUCTURE	2594-INSPECTIONS	95,700	95,700	74,645
					416X-PUBLIC ASSISTANCE	2,000,000	702,750	
				2-INFRASTRUCTURE Total		2,095,700	798,450	74,645
				5-ADMINISTRATION	11XX-SALARIES & BENEFITS	56,149	25,737	25,737
					21XX-TRAVEL	44,242	44,242	39,837
					22XX-TRANSPORTION	2,500		
					23XX-RENT, COMM, UTILITIES			
					24XX-PRINT & REPRO	500	45	37
					25XX-OTHER SERVICES			
					26XX-SUPPLIES & MATERIALS	3,116	116	16
					31XX-EQUIPMENT			
				5-ADMINISTRATION Total		106,507	70,140	65,627
3229EM Total						2,202,207	868,590	140,272
3230EM	ILLINOIS	KATRINA	9/7/2005	2-INFRASTRUCTURE	416X-PUBLIC ASSISTANCE	2,418,578	655,363	508,166
				2-INFRASTRUCTURE Total		2,418,578	655,363	508,166
				5-ADMINISTRATION	11XX-SALARIES & BENEFITS	94,531	84,555	84,555
					21XX-TRAVEL	114,296	113,383	32,001
					22XX-TRANSPORTION			
					23XX-RENT, COMM, UTILITIES			
					24XX-PRINT & REPRO			
					26XX-SUPPLIES & MATERIALS			
				5-ADMINISTRATION Total		208,827	197,938	116,555
3230EM Total						2,627,405	853,300	624,722
3231EM	KENTUCKY	KATRINA	9/10/2005	2-INFRASTRUCTURE	416X-PUBLIC ASSISTANCE	4,000,000	3,668,385	387,038
				2-INFRASTRUCTURE Total		4,000,000	3,668,385	387,038
				5-ADMINISTRATION	11XX-SALARIES & BENEFITS			
					21XX-TRAVEL	20,000	20,000	7,961
					22XX-TRANSPORTION			
					23XX-RENT, COMM, UTILITIES			
					24XX-PRINT & REPRO			
					2501-MISSIONS-FOS	2,000	2,000	
					26XX-SUPPLIES & MATERIALS			
				5-ADMINISTRATION Total		22,000	22,000	7,961
3231EM Total						4,022,000	3,690,385	394,998
3232EM	MISSOURI	KATRINA	9/10/2005	2-INFRASTRUCTURE	416X-PUBLIC ASSISTANCE			
				2-INFRASTRUCTURE Total				
				5-ADMINISTRATION	11XX-SALARIES & BENEFITS	498,522	298,593	298,593
					21XX-TRAVEL	320,880	214,329	183,989
					22XX-TRANSPORTION	1,000	1,000	688
					23XX-RENT, COMM, UTILITIES			
					24XX-PRINT & REPRO	500		
					2501-MISSIONS-FOS	5,000	5,000	
					26XX-SUPPLIES & MATERIALS	5,000	5,000	1,791
				5-ADMINISTRATION Total		830,902	523,922	485,062
3232EM Total						830,902	523,922	485,062
3233EM	SOUTH CAROLINA	KATRINA	9/10/2005	2-INFRASTRUCTURE	416X-PUBLIC ASSISTANCE	2,114,915	2,104,704	805,414
				2-INFRASTRUCTURE Total		2,114,915	2,104,704	805,414
				5-ADMINISTRATION	11XX-SALARIES & BENEFITS			
					21XX-TRAVEL	55,000	55,000	40,089
					22XX-TRANSPORTION			
					23XX-RENT, COMM, UTILITIES			
					24XX-PRINT & REPRO			
					2501-MISSIONS-FOS	2,000	2,000	

PROG CODE	STATE NAME	EVENT NAME	DECLARED	PROGRAM AREA	PROGRAM NAME	ALLOCATIONS	OBLIGATIONS	EXPENDITURES
					26XX-SUPPLIES & MATERIALS			
					5-ADMINISTRATION Total	57,000	57,000	40,089
3233EM Total						2,171,915	2,161,704	845,504
3234EM	SOUTH DAKOTA	KATRINA	9/10/2005	2-INFRASTRUCTURE	416X-PUBLIC ASSISTANCE	261,722	261,676	188,642
					2-INFRASTRUCTURE Total	261,722	261,676	188,642
				5-ADMINISTRATION	11XX-SALARIES & BENEFITS	20,700		
					21XX-TRAVEL	60,000	60,044	5,630
					22XX-TRANSPORTION			
					23XX-RENT, COMM, UTILITIES			
					24XX-PRINT & REPRO			
					26XX-SUPPLIES & MATERIALS	2,000		
					5-ADMINISTRATION Total	82,700	60,044	5,630
3234EM Total						344,422	321,720	194,273
3235EM	PENNSYLVANIA	KATRINA	9/10/2005	2-INFRASTRUCTURE	416X-PUBLIC ASSISTANCE	2,000,000	1,447,239	405,694
					2-INFRASTRUCTURE Total	2,000,000	1,447,239	405,694
				5-ADMINISTRATION	11XX-SALARIES & BENEFITS	153,646	106,852	106,852
					21XX-TRAVEL	146,429	100,583	77,396
					22XX-TRANSPORTION			
					23XX-RENT, COMM, UTILITIES			
					24XX-PRINT & REPRO			
					26XX-SUPPLIES & MATERIALS			
					5-ADMINISTRATION Total	300,075	207,435	184,248
3235EM Total						2,300,075	1,654,675	589,941
3236EM	KANSAS	KATRINA	9/10/2005	2-INFRASTRUCTURE	416X-PUBLIC ASSISTANCE	140,000	139,118	109,133
					2-INFRASTRUCTURE Total	140,000	139,118	109,133
				5-ADMINISTRATION	11XX-SALARIES & BENEFITS			
					21XX-TRAVEL	55,298	30,098	98
					22XX-TRANSPORTION			
					23XX-RENT, COMM, UTILITIES			
					24XX-PRINT & REPRO	500		
					26XX-SUPPLIES & MATERIALS	500		
					5-ADMINISTRATION Total	56,298	30,098	98
3236EM Total						196,298	169,216	109,231
3237EM	ALABAMA	KATRINA	9/10/2005	2-INFRASTRUCTURE	416X-PUBLIC ASSISTANCE	2,500,000	868,815	800,854
					2-INFRASTRUCTURE Total	2,500,000	868,815	800,854
				4-OPERATIONS	2508-MISSIONS-DFA	1,000,000	1,000,000	
					4-OPERATIONS Total	1,000,000	1,000,000	
				5-ADMINISTRATION	11XX-SALARIES & BENEFITS			
					21XX-TRAVEL			
					22XX-TRANSPORTION			
					23XX-RENT, COMM, UTILITIES			
					24XX-PRINT & REPRO			
					26XX-SUPPLIES & MATERIALS			
					5-ADMINISTRATION Total			
3237EM Total						3,500,000	1,868,815	800,854
3238EM	INDIANA	KATRINA	9/10/2005	2-INFRASTRUCTURE	416X-PUBLIC ASSISTANCE	4,127,992	3,779,644	
					2-INFRASTRUCTURE Total	4,127,992	3,779,644	
				5-ADMINISTRATION	11XX-SALARIES & BENEFITS	12,264	1,942	1,942
					21XX-TRAVEL	60,600	50,000	
					22XX-TRANSPORTION			
					23XX-RENT, COMM, UTILITIES			
					24XX-PRINT & REPRO			
					26XX-SUPPLIES & MATERIALS			
					5-ADMINISTRATION Total	72,864	51,942	1,942
3238EM Total						4,200,856	3,831,586	1,942
3239EM	IOWA	KATRINA	9/10/2005	2-INFRASTRUCTURE	416X-PUBLIC ASSISTANCE	209,000	18,368	17,516
					2-INFRASTRUCTURE Total	209,000	18,368	17,516
				5-ADMINISTRATION	11XX-SALARIES & BENEFITS	10,350	712	712
					21XX-TRAVEL	55,030	55,000	4,928
					22XX-TRANSPORTION			
					23XX-RENT, COMM, UTILITIES			
					24XX-PRINT & REPRO	500		
					26XX-SUPPLIES & MATERIALS	500		
					5-ADMINISTRATION Total	66,380	55,712	5,639
3239EM Total						275,380	74,080	23,155
3240EM	VIRGINIA	KATRINA	9/12/2005	2-INFRASTRUCTURE	2594-INSPECTIONS	339,100	339,100	

PROG CODE	STATE NAME	EVENT NAME	DECLARED	PROGRAM AREA	PROGRAM NAME	ALLOCATIONS	OBLIGATIONS	EXPENDITURES
					416X-PUBLIC ASSISTANCE	65,000	19,474	6,246
				2-INFRASTRUCTURE Total		404,100	358,574	6,246
				5-ADMINISTRATION	11XX-SALARIES & BENEFITS	102,910	64,824	64,824
					21XX-TRAVEL	63,000	23,211	10,347
					22XX-TRANSPORTION			
					23XX-RENT, COMM, UTILITIES			
					24XX-PRINT & REPRO			
					26XX-SUPPLIES & MATERIALS			
				5-ADMINISTRATION Total		165,910	88,035	75,171
3240EM Total						570,010	446,608	81,417
3241EM	ARIZONA	KATRINA	9/12/2005	2-INFRASTRUCTURE	416X-PUBLIC ASSISTANCE	3,200,000	3,179,929	2,465,757
				2-INFRASTRUCTURE Total		3,200,000	3,179,929	2,465,757
				5-ADMINISTRATION	11XX-SALARIES & BENEFITS	24,840	4,212	4,212
					21XX-TRAVEL	108,740	108,740	52,860
					22XX-TRANSPORTION			
					23XX-RENT, COMM, UTILITIES			
					24XX-PRINT & REPRO			
					2501-MISSIONS-FOS	3,000,000	3,000,000	181
					26XX-SUPPLIES & MATERIALS			
				5-ADMINISTRATION Total		3,133,580	3,112,952	57,253
3241EM Total						6,333,580	6,292,881	2,523,009
3242EM	MINNESOTA	KATRINA	9/13/2005	2-INFRASTRUCTURE	416X-PUBLIC ASSISTANCE	15,000,000	3,449,504	903,695
				2-INFRASTRUCTURE Total		15,000,000	3,449,504	903,695
				5-ADMINISTRATION	11XX-SALARIES & BENEFITS	11,150		
					21XX-TRAVEL	63,300	50,000	
					22XX-TRANSPORTION			
					23XX-RENT, COMM, UTILITIES			
					24XX-PRINT & REPRO			
					26XX-SUPPLIES & MATERIALS			
				5-ADMINISTRATION Total		74,450	50,000	
3242EM Total						15,074,450	3,499,504	903,695
3243EM	NEVADA	KATRINA	9/13/2005	2-INFRASTRUCTURE	416X-PUBLIC ASSISTANCE	3,500,000	563,921	132,925
				2-INFRASTRUCTURE Total		3,500,000	563,921	132,925
				5-ADMINISTRATION	11XX-SALARIES & BENEFITS	44,340	24,555	24,555
					21XX-TRAVEL	138,800	137,620	77,685
					22XX-TRANSPORTION			
					23XX-RENT, COMM, UTILITIES			
					24XX-PRINT & REPRO			
					26XX-SUPPLIES & MATERIALS			
				5-ADMINISTRATION Total		183,140	162,175	102,240
3243EM Total						3,683,140	726,096	235,165
3244EM	IDAHO	KATRINA	9/13/2005	2-INFRASTRUCTURE	416X-PUBLIC ASSISTANCE	584,137	584,134	17,450
				2-INFRASTRUCTURE Total		584,137	584,134	17,450
				5-ADMINISTRATION	11XX-SALARIES & BENEFITS	20,700	5,965	5,965
					21XX-TRAVEL	15,000	4,143	3,894
					22XX-TRANSPORTION			
					23XX-RENT, COMM, UTILITIES			
					24XX-PRINT & REPRO			
					26XX-SUPPLIES & MATERIALS			
				5-ADMINISTRATION Total		35,700	10,108	9,860
3244EM Total						619,837	594,243	27,309
3245EM	NEBRASKA	KATRINA	9/13/2005	2-INFRASTRUCTURE	416X-PUBLIC ASSISTANCE	210,100	210,100	21,489
				2-INFRASTRUCTURE Total		210,100	210,100	21,489
				5-ADMINISTRATION	11XX-SALARIES & BENEFITS			
					21XX-TRAVEL	55,602	55,277	1,302
					22XX-TRANSPORTION			
					23XX-RENT, COMM, UTILITIES			
					24XX-PRINT & REPRO	500		
					26XX-SUPPLIES & MATERIALS	500		
				5-ADMINISTRATION Total		56,602	55,277	1,302
3245EM Total						266,702	265,377	22,790
3246EM	CONNECTICUT	KATRINA	9/13/2005	2-INFRASTRUCTURE	416X-PUBLIC ASSISTANCE	1,000,000	49,979	
				2-INFRASTRUCTURE Total		1,000,000	49,979	
				5-ADMINISTRATION	11XX-SALARIES & BENEFITS	23,373	8,972	8,972
					21XX-TRAVEL	39,800	39,800	6,209
					22XX-TRANSPORTION			

PROG CODE	STATE NAME	EVENT NAME	DECLARED	PROGRAM AREA	PROGRAM NAME	ALLOCATIONS	OBLIGATIONS	EXPENDITURES
					23XX-RENT, COMM, UTILITIES 24XX-PRINT & REPRO 26XX-SUPPLIES & MATERIALS			
3246EM Total				5-ADMINISTRATION Total		63,173	48,772	15,181
3247EM	NORTH DAKOTA	KATRINA	9/13/2005	2-INFRASTRUCTURE	416X-PUBLIC ASSISTANCE			
				2-INFRASTRUCTURE Total				
				5-ADMINISTRATION	11XX-SALARIES & BENEFITS 21XX-TRAVEL 22XX-TRANSPORTION 23XX-RENT, COMM, UTILITIES 24XX-PRINT & REPRO 25XX-OTHER SERVICES 26XX-SUPPLIES & MATERIALS	20,700 63,454 500	3,462 63,454	3,462 15,778
				5-ADMINISTRATION Total		1,233 2,500	1,233	
3247EM Total				5-ADMINISTRATION Total		88,387	68,149	19,239
3248EM	CALIFORNIA	KATRINA	9/13/2005	2-INFRASTRUCTURE	416X-PUBLIC ASSISTANCE			
				2-INFRASTRUCTURE Total				
				5-ADMINISTRATION	11XX-SALARIES & BENEFITS 21XX-TRAVEL 22XX-TRANSPORTION 23XX-RENT, COMM, UTILITIES 24XX-PRINT & REPRO 26XX-SUPPLIES & MATERIALS	198,720 277,000	169,612 276,780	169,612 191,761
				5-ADMINISTRATION Total		475,720	446,392	361,373
3248EM Total				5-ADMINISTRATION Total		475,720	446,392	361,373
3249EM	WISCONSIN	KATRINA	9/13/2005	2-INFRASTRUCTURE	416X-PUBLIC ASSISTANCE			
				2-INFRASTRUCTURE Total		2,901,228	2,762,219	106,563
				5-ADMINISTRATION	11XX-SALARIES & BENEFITS 21XX-TRAVEL 22XX-TRANSPORTION 23XX-RENT, COMM, UTILITIES 24XX-PRINT & REPRO 26XX-SUPPLIES & MATERIALS	11,437 63,300	1,137 50,090	1,137 88
				5-ADMINISTRATION Total		74,737	51,227	1,225
3249EM Total				5-ADMINISTRATION Total		2,975,965	2,813,446	107,788
3250EM	OHIO	KATRINA	9/13/2005	2-INFRASTRUCTURE	416X-PUBLIC ASSISTANCE			
				2-INFRASTRUCTURE Total		1,918,180	1,909,386	906,730
				5-ADMINISTRATION	11XX-SALARIES & BENEFITS 21XX-TRAVEL 22XX-TRANSPORTION 23XX-RENT, COMM, UTILITIES 24XX-PRINT & REPRO 26XX-SUPPLIES & MATERIALS	12,050 63,300	50,000	
				5-ADMINISTRATION Total		75,350	50,000	
3250EM Total				5-ADMINISTRATION Total		1,993,530	1,959,386	906,730
3251EM	MARYLAND	KATRINA	9/13/2005	2-INFRASTRUCTURE	416X-PUBLIC ASSISTANCE			
				2-INFRASTRUCTURE Total		3,000,000	260,251	67,392
				5-ADMINISTRATION	11XX-SALARIES & BENEFITS 21XX-TRAVEL 22XX-TRANSPORTION 23XX-RENT, COMM, UTILITIES 24XX-PRINT & REPRO 26XX-SUPPLIES & MATERIALS	44,214 77,112	25,295 61,353	25,295 53,920
				5-ADMINISTRATION Total		121,326	86,648	79,215
3251EM Total				5-ADMINISTRATION Total		3,121,326	346,898	146,607
3252EM	MASSACHUSETTS	KATRINA	9/13/2005	2-INFRASTRUCTURE	416X-PUBLIC ASSISTANCE			
				2-INFRASTRUCTURE Total		3,500,000	2,264,648	1,976,959
				5-ADMINISTRATION	11XX-SALARIES & BENEFITS 21XX-TRAVEL 22XX-TRANSPORTION 23XX-RENT, COMM, UTILITIES 24XX-PRINT & REPRO 26XX-SUPPLIES & MATERIALS	93,080 59,800 1,000	84,393 59,800 1,000	84,393 44,309
				5-ADMINISTRATION Total		153,880	145,193	128,702
3252EM Total				5-ADMINISTRATION Total		3,653,880	2,409,841	2,105,662

PROG CODE	STATE NAME	EVENT NAME	DECLARED	PROGRAM AREA	PROGRAM NAME	ALLOCATIONS	OBLIGATIONS	EXPENDITURES
3253EM	MONTANA	KATRINA	9/13/2005	2-INFRASTRUCTURE	416X-PUBLIC ASSISTANCE	400,000	397,372	113,251
				2-INFRASTRUCTURE Total		400,000	397,372	113,251
				5-ADMINISTRATION	11XX-SALARIES & BENEFITS	26,452	20,657	20,657
					21XX-TRAVEL	60,000	57,025	5,884
					22XX-TRANSPORTION			
				23XX-RENT, COMM, UTILITIES				
				24XX-PRINT & REPRO				
				26XX-SUPPLIES & MATERIALS	2,500			
5-ADMINISTRATION Total		88,952	77,682	26,541				
3253EM Total						488,952	475,054	139,791
3255EM	RHODE ISLAND	KATRINA	9/19/2005	2-INFRASTRUCTURE	416X-PUBLIC ASSISTANCE	1,000,000	177,017	
				2-INFRASTRUCTURE Total		1,000,000	177,017	
				5-ADMINISTRATION	11XX-SALARIES & BENEFITS	10,916	3,493	3,493
					21XX-TRAVEL	26,000	26,000	7,916
					22XX-TRANSPORTION			
				23XX-RENT, COMM, UTILITIES				
				24XX-PRINT & REPRO				
				26XX-SUPPLIES & MATERIALS				
5-ADMINISTRATION Total		36,916	29,493	11,409				
3255EM Total						1,036,916	206,510	11,409
3256EM	MAINE	KATRINA	9/19/2005	2-INFRASTRUCTURE	416X-PUBLIC ASSISTANCE	100,000		
				2-INFRASTRUCTURE Total		100,000		
				5-ADMINISTRATION	11XX-SALARIES & BENEFITS			
					21XX-TRAVEL	6,000	6,000	
					22XX-TRANSPORTION			
				23XX-RENT, COMM, UTILITIES				
				24XX-PRINT & REPRO				
				26XX-SUPPLIES & MATERIALS				
5-ADMINISTRATION Total		6,000	6,000					
3256EM Total						106,000	6,000	
3257EM	NEW JERSEY	KATRINA	9/19/2005	2-INFRASTRUCTURE	416X-PUBLIC ASSISTANCE	118,741	118,741	
				2-INFRASTRUCTURE Total		118,741	118,741	
				5-ADMINISTRATION	11XX-SALARIES & BENEFITS	21,251	15,809	15,809
					21XX-TRAVEL	18,466	2,366	1,264
					22XX-TRANSPORTION	200	200	
				23XX-RENT, COMM, UTILITIES				
				24XX-PRINT & REPRO				
				26XX-SUPPLIES & MATERIALS				
5-ADMINISTRATION Total		39,917	18,375	17,073				
3257EM Total						158,658	137,117	17,073
3258EM	NEW HAMPSHIRE	KATRINA	9/19/2005	2-INFRASTRUCTURE	416X-PUBLIC ASSISTANCE	100,000		
				2-INFRASTRUCTURE Total		100,000		
				5-ADMINISTRATION	11XX-SALARIES & BENEFITS			
					21XX-TRAVEL	6,000	6,000	92
					22XX-TRANSPORTION			
				23XX-RENT, COMM, UTILITIES				
				24XX-PRINT & REPRO				
				26XX-SUPPLIES & MATERIALS				
5-ADMINISTRATION Total		6,000	6,000	92				
3258EM Total						106,000	6,000	92
3259EM	FLORIDA	RITA	9/20/2005	2-INFRASTRUCTURE	416X-PUBLIC ASSISTANCE	8,700,000	8,206,362	2,436,327
				2-INFRASTRUCTURE Total		8,700,000	8,206,362	2,436,327
				4-OPERATIONS	2508-MISSIONS-DFA	10,000	10,000	
				4-OPERATIONS Total		10,000	10,000	
				5-ADMINISTRATION	11XX-SALARIES & BENEFITS	19,741	19,741	19,741
	21XX-TRAVEL	80,000	80,000	25,060				
				22XX-TRANSPORTION				
				23XX-RENT, COMM, UTILITIES				
				24XX-PRINT & REPRO				
				2501-MISSIONS-FOS	1,236,000	1,236,000	22,495	
				26XX-SUPPLIES & MATERIALS				
5-ADMINISTRATION Total		1,335,741	1,335,741	67,295				
3259EM Total						10,045,741	9,552,103	2,503,622
3260EM	LOUISIANA	RITA	9/21/2005	2-INFRASTRUCTURE	416X-PUBLIC ASSISTANCE			
				2-INFRASTRUCTURE Total				
				4-OPERATIONS	2508-MISSIONS-DFA	1,100,000	1,100,000	

PROG CODE	STATE NAME	EVENT NAME	DECLARED	PROGRAM AREA	PROGRAM NAME	ALLOCATIONS	OBLIGATIONS	EXPENDITURES
				4-OPERATIONS Total		1,100,000	1,100,000	
				5-ADMINISTRATION	11XX-SALARIES & BENEFITS 21XX-TRAVEL 22XX-TRANSPORTION 23XX-RENT, COMM, UTILITIES 24XX-PRINT & REPRO 2501-MISSIONS-FOS 26XX-SUPPLIES & MATERIALS	175,000	175,000	
				5-ADMINISTRATION Total		175,000	175,000	
3260EM Total						1,275,000	1,275,000	
3261EM	TEXAS	RITA	9/21/2005	2-INFRASTRUCTURE	416X-PUBLIC ASSISTANCE	3,585,000	3,499,643	2,860,285
				2-INFRASTRUCTURE Total		3,585,000	3,499,643	2,860,285
				4-OPERATIONS	2508-MISSIONS-DFA	5,000,000	5,000,000	
				4-OPERATIONS Total		5,000,000	5,000,000	
				5-ADMINISTRATION	11XX-SALARIES & BENEFITS 21XX-TRAVEL 22XX-TRANSPORTION 23XX-RENT, COMM, UTILITIES 24XX-PRINT & REPRO 2501-MISSIONS-FOS 25XX-OTHER SERVICES 26XX-SUPPLIES & MATERIALS 31XX-EQUIPMENT	18,793 13,238 50,000 20,000 117,492,000 1,165,737 591,787 1,363,983	18,793 13,238 50,000 20,000 117,492,000 1,165,737 591,787 1,363,983	18,793 13,238 4,733 20,000 397,723 1,197,819
				5-ADMINISTRATION Total		120,715,539	120,715,539	1,766,573
3261EM Total						129,300,539	129,215,182	4,626,858
3262EM	NEW YORK	KATRINA	9/30/2005	2-INFRASTRUCTURE	416X-PUBLIC ASSISTANCE	682,855	682,855	
				2-INFRASTRUCTURE Total		682,855	682,855	
				5-ADMINISTRATION	11XX-SALARIES & BENEFITS 21XX-TRAVEL 22XX-TRANSPORTION	148,900 60,800 200	105,848 60,359 200	105,848 60,063
				5-ADMINISTRATION Total		209,900	166,407	165,911
3262EM Total						892,755	849,262	165,911
3263EM	DELAWARE	KATRINA	9/30/2005	5-ADMINISTRATION	11XX-SALARIES & BENEFITS 21XX-TRAVEL	45,400 3,500	1,550	
				5-ADMINISTRATION Total		48,900	1,550	
3263EM Total						48,900	1,550	
Grand Total						30,301,184,462	27,505,795,178	13,679,141,114

FINANCIAL INFORMATION TOOL
HURRICANE KATRINA, RITA, & WILMA DECLARATIONS C
MISSION ASSIGNMENTS ONLY

AS OF 02-22-2006 AT 7 AM

AGENCY	OBLIGATIONS	EXPENDITURES
AID	17,309,000	
APHIS	365,000	
ARC	95,000	2,554
BIA	317,600	
BTS	200,000	
BUREC	2,089,000	
CBP	42,957,949	6,226,284
CDC	17,903,500	
CIA	200,000	
CNCS	4,905,500	
COE-LRD	15,000	
COE-MVD	3,975,295,152	109,817,530
COE-NAD		
COE-SAD	475,632,000	19,132,701
COE-SWD	296,635,000	2,015,166
DHUD	82,990,000	11,127,134
DOC	900,000	
DOD	1,707,352,389	205,003,359
DOE	505,000	
DOED	230,000	
DOI	1,226,784	
DOL	325,000	17,938
DOS	55,000	
DOT	552,924,213	43,158,070
EEOC	200,000	
EPA	366,341,200	500,400
FAA		
FCC	200,000	
FCSIC	200,000	
FLETC	460,103	375,722
FMSHRC	200,000	
FNS	20,000	
FPS	204,556,691	961,463
GSA	87,798,291	291,556

AGENCY	OBLIGATIONS	EXPENDITURES
HHS	266,222,800	
IAIP	214,000	
ICE	36,417,200	266,152
MSPB	2,000	
NAR	625,000	
NASA	450,000	
NCPC	20,000	
NCS	13,220,685	23,055
NCUA		
NGA	765,000	
NLRB	240,000	48,259
NOAA	4,655,000	
NPS	157,000	
NRC	200,000	
NSF	200,000	
OCFO	210,000	
OPM	615,000	
OSHA	21,225,000	
OSLGCP	200,000	
RRB	25,000	5,419
S&T	100,000	
SBA	200,000	
SCS	11,800	
SEC	2,000	
SSA	1,225,000	79,582
TREAS	820,000	61,714
TSA	455,000	
TVA	9,722,451	1,693,564
USCG	192,033,001	
USCIS	910,000	
USDA	19,360,500	
USDJ	55,174,600	3,069,531
USFS	366,030,288	181
USFWS		
USGS	507,300	
USPC	16,150,291	546,985
USPHS		
USPS	2,098,270	129,208
USSS	8,800	
VA	10,075,000	
Grand Total	8,860,952,358	404,553,528

FINANCIAL INFORMATION TOOL
FOR HURRICANE KATRINA, RITA, & WILMA DECLARATIONS ONLY
MISSION ASSIGNMENTS ONLY

AS OF 02-22-2006 AT 7 AM

PROG CODE	STATE NAME	EVENT NAME	AGENCY	PROGRAM NAME	OBLIGATIONS	EXPENDITURES
1602DR	FLORIDA	KATRINA	CBP	2501-MISSIONS-FOS	11,447,424	6,226,284
			COE-SAD	2501-MISSIONS-FOS	405,000	36,539
			DOD	2501-MISSIONS-FOS	100,000	
			DOE	2501-MISSIONS-FOS	10,000	
			DOT	2501-MISSIONS-FOS	6,010,000	126,377
			EPA	2501-MISSIONS-FOS	20,000	
			GSA	2501-MISSIONS-FOS	155,000	
			HHS	2501-MISSIONS-FOS	365,000	
			NCS	2501-MISSIONS-FOS	10,000	
			USCG	2501-MISSIONS-FOS	1	
			USDA	2501-MISSIONS-FOS	10,000	
				2507-MISSIONS-TA	10,000	
				USFS	2501-MISSIONS-FOS	75,000
1602DR Total					18,617,425	6,389,199
1603DR	LOUISIANA	KATRINA	APHIS	2501-MISSIONS-FOS	333,000	
				2508-MISSIONS-DFA	12,000	
			ARC	2501-MISSIONS-FOS	50,000	2,554
			BUREC	2501-MISSIONS-FOS	1,089,000	
			CBP	2501-MISSIONS-FOS	16,005,525	
			CDC	2508-MISSIONS-DFA	15,228,500	
			CNCS	2501-MISSIONS-FOS	1,400,000	
			COE-MVD	2501-MISSIONS-FOS	37,530,000	1,617,360
				2507-MISSIONS-TA	7,180,000	253,090
				2508-MISSIONS-DFA	2,069,700,000	31,778,874
			DHUD	2501-MISSIONS-FOS	3,695,000	
				2508-MISSIONS-DFA	79,000,000	11,127,134
			DOC	2501-MISSIONS-FOS	150,000	
			DOD	2501-MISSIONS-FOS	782,475,000	6,165,448
				2508-MISSIONS-DFA	24,812,000	
			DOE	2501-MISSIONS-FOS	80,000	
			DOED	2508-MISSIONS-DFA		
			DOI	2501-MISSIONS-FOS	198,000	
			DOL	2501-MISSIONS-FOS		
			DOS	2501-MISSIONS-FOS	55,000	
			DOT	2501-MISSIONS-FOS	69,618,000	
				2508-MISSIONS-DFA	256,000,000	35,918,356
			EPA	2501-MISSIONS-FOS	22,487,000	
				2507-MISSIONS-TA	2,500,000	
				2508-MISSIONS-DFA	197,000,000	
			FNS	2501-MISSIONS-FOS	20,000	
			FPS	2501-MISSIONS-FOS	132,651,820	619,180
	2507-MISSIONS-TA					
	2508-MISSIONS-DFA					

PROG CODE	STATE NAME	EVENT NAME	AGENCY	PROGRAM NAME	OBLIGATIONS	EXPENDITURES
			GSA	2501-MISSIONS-FOS	7,805,000	64,864
				2508-MISSIONS-DFA		
			HHS	2501-MISSIONS-FOS	515,000	
				2507-MISSIONS-TA	30,000	
				2508-MISSIONS-DFA	85,150,000	
			ICE	2501-MISSIONS-FOS	12,405,000	
				2508-MISSIONS-DFA	18,500,000	
			NAR	2508-MISSIONS-DFA	600,000	
			NCS	2501-MISSIONS-FOS	3,900,000	23,055
				2508-MISSIONS-DFA	1,000,000	
			NGA	2501-MISSIONS-FOS	520,000	
			NOAA	2501-MISSIONS-FOS	1,750,000	
			OCFO	2501-MISSIONS-FOS	10,000	
			OSHA	2501-MISSIONS-FOS	125,000	
			SBA	2501-MISSIONS-FOS		
			TREAS	2501-MISSIONS-FOS	110,000	
			TVA	2501-MISSIONS-FOS	1,872,772	325,098
				2508-MISSIONS-DFA		
			USCG	2501-MISSIONS-FOS	2,775,000	
				2507-MISSIONS-TA	30,000	
				2508-MISSIONS-DFA	116,000,000	
			USDA	2501-MISSIONS-FOS	1,176,000	
				2508-MISSIONS-DFA	10,000,000	
			USDJ	2501-MISSIONS-FOS	2,764,600	
				2507-MISSIONS-TA	150,000	
				2508-MISSIONS-DFA	45,313,000	3,008,244
			USFS	2501-MISSIONS-FOS	138,600,000	
				2508-MISSIONS-DFA		
			USGS	2501-MISSIONS-FOS	250,000	
			USPHS	2501-MISSIONS-FOS		
			USPS	2501-MISSIONS-FOS	83,270	83,270
			VA	2501-MISSIONS-FOS	50,000	
1603DR Total					4,170,754,487	90,986,528
1604DR	MISSISSIPPI	KATRINA	AID	2501-MISSIONS-FOS	17,269,000	
			BTS	2501-MISSIONS-FOS	200,000	
			CBP	2501-MISSIONS-FOS	3,505,000	
				2508-MISSIONS-DFA		
			CNCS	2501-MISSIONS-FOS	7,500	
				2508-MISSIONS-DFA	1,508,000	
			COE-LRD	2501-MISSIONS-FOS	15,000	
			COE-MVD	2501-MISSIONS-FOS	454,400,740	3,925,687
				2507-MISSIONS-TA	243,256	122,758
				2508-MISSIONS-DFA	1,021,755,595	71,672,387
			COE-SAD	2501-MISSIONS-FOS		
			DHUD	2501-MISSIONS-FOS	75,000	
			DOC	2501-MISSIONS-FOS	500,000	
				2507-MISSIONS-TA	50,000	
			DOD	2501-MISSIONS-FOS	770,195,044	195,424,728
				2508-MISSIONS-DFA	54,950,345	3,405,080
			DOE	2501-MISSIONS-FOS	270,000	
			DOED	2501-MISSIONS-FOS	205,000	

PROG CODE	STATE NAME	EVENT NAME	AGENCY	PROGRAM NAME	OBLIGATIONS	EXPENDITURES
			DOI	2501-MISSIONS-FOS	995,400	
			DOL	2501-MISSIONS-FOS	325,000	17,938
			DOS	2501-MISSIONS-FOS		
			DOT	2501-MISSIONS-FOS	93,685,000	5,879,188
				2507-MISSIONS-TA	50,000	
				2508-MISSIONS-DFA	3,353,213	
			EEOC	2501-MISSIONS-FOS	200,000	
			EPA	2501-MISSIONS-FOS	2,529,200	
				2507-MISSIONS-TA	10,300,000	
				2508-MISSIONS-DFA	56,500,000	
			FAA	2501-MISSIONS-FOS		
			FCC	2501-MISSIONS-FOS	200,000	
			FCSIC	2501-MISSIONS-FOS	200,000	
			FLETC	2501-MISSIONS-FOS	460,103	375,722
			FMSHRC	2501-MISSIONS-FOS	200,000	
			FPS	2501-MISSIONS-FOS	17,220,773	252,567
				2508-MISSIONS-DFA	700,000	35,231
			GSA	2501-MISSIONS-FOS	60,298,291	208,034
				2508-MISSIONS-DFA		
			HHS	2501-MISSIONS-FOS	2,695,000	
				2507-MISSIONS-TA	682,300	
				2508-MISSIONS-DFA	64,895,500	
			IAIP	2501-MISSIONS-FOS	214,000	
			ICE	2501-MISSIONS-FOS	5,012,200	266,152
			MSPB	2501-MISSIONS-FOS	2,000	
			NAR	2501-MISSIONS-FOS	25,000	
			NASA	2501-MISSIONS-FOS	400,000	
				2508-MISSIONS-DFA	50,000	
			NCPC	2501-MISSIONS-FOS	20,000	
			NCS	2501-MISSIONS-FOS	2,325,000	
				2508-MISSIONS-DFA		
			NCUA	2501-MISSIONS-FOS		
			NGA	2501-MISSIONS-FOS	100,000	
			NLRB	2501-MISSIONS-FOS	240,000	48,259
			NOAA	2501-MISSIONS-FOS		
			NPS	2507-MISSIONS-TA	157,000	
			NRC	2501-MISSIONS-FOS	200,000	
			NSF	2501-MISSIONS-FOS	200,000	
			OCFO	2501-MISSIONS-FOS	200,000	
			OPM	2501-MISSIONS-FOS	615,000	
			OSHA	2501-MISSIONS-FOS	21,100,000	
			OSLGCP	2501-MISSIONS-FOS	200,000	
			RRB	2501-MISSIONS-FOS	25,000	5,419
			S&T	2501-MISSIONS-FOS	100,000	
			SBA	2501-MISSIONS-FOS	200,000	
			SCS	2501-MISSIONS-FOS	11,800	
			SEC	2501-MISSIONS-FOS	2,000	
			SSA	2501-MISSIONS-FOS	1,025,000	79,582
			TREAS	2501-MISSIONS-FOS	450,000	31,218

PROG CODE	STATE NAME	EVENT NAME	AGENCY	PROGRAM NAME	OBLIGATIONS	EXPENDITURES
			TSA	2501-MISSIONS-FOS	455,000	
			TVA	2501-MISSIONS-FOS	1,214,056	379,939
			USCG	2501-MISSIONS-FOS	13,970,000	
				2508-MISSIONS-DFA	30,000,000	
			USCIS	2501-MISSIONS-FOS	910,000	
			USDA	2501-MISSIONS-FOS	112,000	
				2507-MISSIONS-TA	12,500	
				2508-MISSIONS-DFA	1,200,000	
			USDJ	2501-MISSIONS-FOS	2,035,000	
				2508-MISSIONS-DFA	4,867,000	61,287
			USFS	2501-MISSIONS-FOS	8,495,000	
				2507-MISSIONS-TA	50,000	
				2508-MISSIONS-DFA	5,500,000	
			USGS	2501-MISSIONS-FOS	125,300	
			USPC	2501-MISSIONS-FOS	15,150,291	546,985
			USPS	2501-MISSIONS-FOS	1,015,000	28,619
			USSS	2501-MISSIONS-FOS	8,800	
			VA	2501-MISSIONS-FOS	25,000	
1604DR Total					2,758,658,207	282,766,781
1605DR	ALABAMA	KATRINA	AID	2501-MISSIONS-FOS	40,000	
			CNCS	2508-MISSIONS-DFA	500,000	
			COE-SAD	2501-MISSIONS-FOS	30,300,000	9,253,333
				2508-MISSIONS-DFA	151,000,000	2,644,208
			DHUD	2501-MISSIONS-FOS		
			DOD	2501-MISSIONS-FOS	2,510,000	
			DOE	2501-MISSIONS-FOS	10,000	
			DOS	2501-MISSIONS-FOS		
			DOT	2501-MISSIONS-FOS	24,010,000	6,292
			EPA	2501-MISSIONS-FOS	10,000	4,164
				2507-MISSIONS-TA	3,000,000	
				2508-MISSIONS-DFA	27,000,000	490,047
			FPS	2501-MISSIONS-FOS	5,452,500	54,485
			GSA	2501-MISSIONS-FOS	11,260,000	
			HHS	2501-MISSIONS-FOS	50,000	
				2508-MISSIONS-DFA		
			NCS	2501-MISSIONS-FOS	73,000	
			TREAS	2501-MISSIONS-FOS	180,000	30,496
			TVA	2501-MISSIONS-FOS	3,457,622	988,528
			USCG	2501-MISSIONS-FOS	2,275,000	
				2508-MISSIONS-DFA		
			USDA	2501-MISSIONS-FOS	20,000	
			USFS	2501-MISSIONS-FOS	1,260,000	
			USGS	2501-MISSIONS-FOS	70,500	
			USPS	2501-MISSIONS-FOS	1,000,000	17,319
1605DR Total					263,478,622	13,488,873
1606DR	TEXAS	RITA	ARC	2501-MISSIONS-FOS	30,000	
			BIA	2508-MISSIONS-DFA	317,600	
			CNCS	2508-MISSIONS-DFA	240,000	
			COE-SWD	2501-MISSIONS-FOS	61,095,000	2,015,166
				2507-MISSIONS-TA	100,000	
				2508-MISSIONS-DFA	220,350,000	

PROG CODE	STATE NAME	EVENT NAME	AGENCY	PROGRAM NAME	OBLIGATIONS	EXPENDITURES
			DHUD	2501-MISSIONS-FOS	120,000	
			DOD	2501-MISSIONS-FOS	23,100,000	
				2508-MISSIONS-DFA	2,810,000	
			DOE	2501-MISSIONS-FOS	50,000	
			DOI	2501-MISSIONS-FOS	5,000	
			DOT	2501-MISSIONS-FOS	15,100,000	256,871
			EPA	2501-MISSIONS-FOS	10,000	
			FPS	2501-MISSIONS-FOS	6,110,000	
			GSA	2501-MISSIONS-FOS	30,000	
			HHS	2501-MISSIONS-FOS	23,000,000	
			NCS	2501-MISSIONS-FOS	340,000	
			NGA	2501-MISSIONS-FOS	145,000	
			NOAA	2501-MISSIONS-FOS	2,790,000	
			TREAS	2501-MISSIONS-FOS	70,000	
			TVA	2501-MISSIONS-FOS	2,000,000	
			USCG	2501-MISSIONS-FOS	100,000	
				2508-MISSIONS-DFA	8,000,000	
			USDA	2501-MISSIONS-FOS	280,000	
				2508-MISSIONS-DFA	650,000	
			USFS	2501-MISSIONS-FOS	124,050,000	
			USGS	2501-MISSIONS-FOS	8,000	
			USPC	2501-MISSIONS-FOS	1,000,000	
			VA	2508-MISSIONS-DFA	10,000,000	
1606DR Total					501,900,600	2,272,038
1607DR	LOUISIANA	RITA	BUREC	2501-MISSIONS-FOS	1,000,000	
			CDC	2501-MISSIONS-FOS		
			COE-MVD	2501-MISSIONS-FOS	2,825,000	10,692
				2507-MISSIONS-TA	1,000,000	
				2508-MISSIONS-DFA	380,500,000	380,277
			DOD	2501-MISSIONS-FOS	10,000,000	
				2508-MISSIONS-DFA	20,000,000	
			DOT	2501-MISSIONS-FOS	25,000,000	722,184
				2508-MISSIONS-DFA	10,000,000	125,865
			EPA	2508-MISSIONS-DFA	39,500,000	
			FPS	2501-MISSIONS-FOS	5,000,000	
			GSA	2501-MISSIONS-FOS	500,000	
			HHS	2508-MISSIONS-DFA	25,000,000	
			NCS	2501-MISSIONS-FOS	5,002,685	
			TREAS	2501-MISSIONS-FOS	10,000	
			USCG	2508-MISSIONS-DFA	18,400,000	
			USDA	2508-MISSIONS-DFA	5,500,000	
			USFS	2508-MISSIONS-DFA	35,000,000	
			USGS	2508-MISSIONS-DFA	36,000	
1607DR Total					584,273,685	1,239,018
1609DR	FLORIDA	WILMA	CIA	2501-MISSIONS-FOS	200,000	
			CNCS	2508-MISSIONS-DFA	1,250,000	
			COE-SAD	2501-MISSIONS-FOS	70,822,000	6,429,076
				2507-MISSIONS-TA	600,000	13,795
				2508-MISSIONS-DFA	222,350,000	733,254
			DOC	2501-MISSIONS-FOS	200,000	

PROG CODE	STATE NAME	EVENT NAME	AGENCY	PROGRAM NAME	OBLIGATIONS	EXPENDITURES
			DOD	2501-MISSIONS-FOS	2,650,000	
				2508-MISSIONS-DFA	900,000	
			DOE	2501-MISSIONS-FOS	55,000	
			DOI	2508-MISSIONS-DFA	28,384	
			DOT	2501-MISSIONS-FOS	20,083,000	44,306
			EPA	2501-MISSIONS-FOS	40,000	
				2507-MISSIONS-TA	100,000	
				2508-MISSIONS-DFA	300,000	
			FPS	2501-MISSIONS-FOS	30,371,512	
				2508-MISSIONS-DFA	150,000	
			GSA	2501-MISSIONS-FOS	130,000	3,334
			HHS	2501-MISSIONS-FOS	1,230,000	
				2508-MISSIONS-DFA	8,165,000	
			NCS	2501-MISSIONS-FOS	40,000	
				2508-MISSIONS-DFA		
			NOAA	2508-MISSIONS-DFA	115,000	
			NPS	2501-MISSIONS-FOS		
			SSA	2501-MISSIONS-FOS	200,000	
			USCG	2501-MISSIONS-FOS	50,000	
				2508-MISSIONS-DFA	70,000	
			USDA	2501-MISSIONS-FOS	330,000	
			USDJ	2501-MISSIONS-FOS	45,000	
			USFS	2501-MISSIONS-FOS	5,580,000	
			USFWS	2501-MISSIONS-FOS		
			USGS	2501-MISSIONS-FOS	2,500	
1609DR Total					366,057,396	7,223,766
3212EM	LOUISIANA	KATRINA	DOD	2501-MISSIONS-FOS	250,000	
			DOT	2501-MISSIONS-FOS	6,120,000	62,555
			GSA	2501-MISSIONS-FOS	4,000,000	
				2508-MISSIONS-DFA	1,500,000	
			NCS	2501-MISSIONS-FOS		
3212EM Total					11,870,000	62,555
3213EM	MISSISSIPPI	KATRINA	COE-MVD	2501-MISSIONS-FOS	160,561	56,405
			COE-SAD	2501-MISSIONS-FOS		
			DOD	2501-MISSIONS-FOS	10,000	8,103
			DOE	2501-MISSIONS-FOS	20,000	
			DOT	2501-MISSIONS-FOS	35,000	16,074
			EPA	2501-MISSIONS-FOS	10,000	6,189
			FPS	2501-MISSIONS-FOS	188,608	
			GSA	2501-MISSIONS-FOS	1,760,000	
			HHS	2501-MISSIONS-FOS	50,000	
			NCS	2501-MISSIONS-FOS	10,000	
			TVA	2501-MISSIONS-FOS	288,000	
			USDA	2501-MISSIONS-FOS	20,000	
			USFS	2501-MISSIONS-FOS	60,288	
3213EM Total					2,612,457	86,770
3214EM	ALABAMA	KATRINA	APHIS	2501-MISSIONS-FOS		
			COE-SAD	2501-MISSIONS-FOS		
			DOD	2501-MISSIONS-FOS		
			DOE	2501-MISSIONS-FOS		
			DOT	2501-MISSIONS-FOS		

PROG CODE	STATE NAME	EVENT NAME	AGENCY	PROGRAM NAME	OBLIGATIONS	EXPENDITURES
			EPA	2501-MISSIONS-FOS 2507-MISSIONS-TA		
			FPS	2501-MISSIONS-FOS	31,478	
			GSA	2501-MISSIONS-FOS		
			HHS	2501-MISSIONS-FOS		
			NCS	2501-MISSIONS-FOS		
			TVA	2501-MISSIONS-FOS		
			USCG	2501-MISSIONS-FOS		
			USDA	2501-MISSIONS-FOS		
			USFS	2501-MISSIONS-FOS		
3214EM Total					31,478	
3215EM	ARKANSAS	KATRINA	DOT	2501-MISSIONS-FOS 2508-MISSIONS-DFA	50,000 500,000	
			FPS	2501-MISSIONS-FOS	345,000	
			GSA	2501-MISSIONS-FOS	60,000	7,452
			HHS	2501-MISSIONS-FOS 2508-MISSIONS-DFA	10,000 3,000,000	
3215EM Total					3,965,000	7,452
3216EM	TEXAS	KATRINA	CDC	2508-MISSIONS-DFA	2,675,000	
			DHUD	2501-MISSIONS-FOS	100,000	
			DOD	2501-MISSIONS-FOS 2508-MISSIONS-DFA	20,000	
			DOED	2501-MISSIONS-FOS	25,000	
			DOT	2501-MISSIONS-FOS 2508-MISSIONS-DFA	4,000,000 2,500,000	
			FPS	2501-MISSIONS-FOS	6,000,000	
			GSA	2501-MISSIONS-FOS	285,000	7,872
			HHS	2501-MISSIONS-FOS 2508-MISSIONS-DFA	80,000 10,050,000	
			ICE	2501-MISSIONS-FOS	500,000	
			TVA	2501-MISSIONS-FOS	890,000	
			USFS	2501-MISSIONS-FOS 2508-MISSIONS-DFA	5,000 22,500,000	
			USGS	2508-MISSIONS-DFA	15,000	
3216EM Total					49,645,000	7,872
3217EM	TENNESSEE	KATRINA	HHS	2501-MISSIONS-FOS 2507-MISSIONS-TA	2,000 5,000	
			USDA	2501-MISSIONS-FOS		
3217EM Total					7,000	
3218EM	GEORGIA	KATRINA	HHS	2501-MISSIONS-FOS	52,000	
			USDA	2501-MISSIONS-FOS		
3218EM Total					52,000	
3222EM	NORTH CAROLINA	KATRINA	HHS	2501-MISSIONS-FOS	2,000	
			USDA	2501-MISSIONS-FOS		
3222EM Total					2,000	
3223EM	UTAH	KATRINA	GSA	2508-MISSIONS-DFA	5,000	
3223EM Total					5,000	
3224EM	COLORADO	KATRINA	GSA	2501-MISSIONS-FOS		
3224EM Total						
3231EM	KENTUCKY	KATRINA	HHS	2501-MISSIONS-FOS	2,000	
			USDA	2501-MISSIONS-FOS		

PROG CODE	STATE NAME	EVENT NAME	AGENCY	PROGRAM NAME	OBLIGATIONS	EXPENDITURES		
3231EM Total					2,000			
3232EM	MISSOURI	KATRINA	ARC	2501-MISSIONS-FOS	5,000			
3232EM Total					5,000			
3233EM	SOUTH CAROLINA	KATRINA	HHS	2501-MISSIONS-FOS	2,000			
			USDA	2501-MISSIONS-FOS				
3233EM Total					2,000			
3237EM	ALABAMA	KATRINA	HHS	2508-MISSIONS-DFA	1,000,000			
3237EM Total					1,000,000			
3241EM	ARIZONA	KATRINA	USFS	2501-MISSIONS-FOS	3,000,000	181		
3241EM Total					3,000,000	181		
3259EM	FLORIDA	RITA	APHIS	2501-MISSIONS-FOS	10,000			
					2508-MISSIONS-DFA	10,000		
					COE-NAD	2501-MISSIONS-FOS		
					COE-SAD	2501-MISSIONS-FOS	155,000	22,495
					DOD	2501-MISSIONS-FOS	255,000	
					DOE	2501-MISSIONS-FOS	10,000	
					DOT	2501-MISSIONS-FOS	10,000	
					EPA	2501-MISSIONS-FOS	10,000	
					FPS	2501-MISSIONS-FOS	10,000	
					GSA	2501-MISSIONS-FOS		
					HHS	2501-MISSIONS-FOS	10,000	
					NCS	2501-MISSIONS-FOS	10,000	
					USCG	2501-MISSIONS-FOS	16,000	
					USDA	2501-MISSIONS-FOS	10,000	
			USFS	2501-MISSIONS-FOS	730,000			
3259EM Total					1,246,000	22,495		
3260EM	LOUISIANA	RITA	COE-MVD	2508-MISSIONS-DFA				
					2501-MISSIONS-FOS			
					2508-MISSIONS-DFA	1,000,000		
					DOT	2508-MISSIONS-DFA		
					EPA	2501-MISSIONS-FOS	25,000	
					FPS	2501-MISSIONS-FOS	125,000	
					2508-MISSIONS-DFA	100,000		
					HHS	2508-MISSIONS-DFA		
			USCG	2501-MISSIONS-FOS	25,000			
3260EM Total					1,275,000			
3261EM	TEXAS	RITA	ARC	2501-MISSIONS-FOS	10,000			
				CBP	2501-MISSIONS-FOS	12,000,000		
				COE-SWD	2501-MISSIONS-FOS	10,090,000		
					2508-MISSIONS-DFA	5,000,000		
				DOD	2501-MISSIONS-FOS	11,315,000		
				DOT	2501-MISSIONS-FOS	16,800,000		
				EPA	2501-MISSIONS-FOS	5,000,000		
				FPS	2501-MISSIONS-FOS	100,000		
				GSA	2501-MISSIONS-FOS	10,000		
				HHS	2501-MISSIONS-FOS	40,180,000		
				NCS	2501-MISSIONS-FOS	510,000		
				USCG	2501-MISSIONS-FOS	322,000		
				USDA	2501-MISSIONS-FOS	30,000		
				USFS	2501-MISSIONS-FOS	21,125,000		
3261EM Total					122,492,000			
Grand Total					8,860,952,358	404,553,528		

DISASTER RELIEF Terms Used

Direct/Support: Direct disaster programs provide resources to specifically address the short-, medium-, and long-term consequences of an event on both individuals and communities for declared disasters, emergencies, and fire management assistance grants. Direct costs also support pre-declaration activity (e.g., pre-positioning equipment and people before a hurricane strikes). Disaster support programs allow the Federal Emergency Management Agency (FEMA) to maintain critical, ongoing disaster operations and support infrastructure that supports the timely delivery of all of FEMA's disaster assistance programs. These resources provide for disaster-related support activities, which encompass ongoing operational capabilities that are not readily attributable to any one specific declared disaster.

Allocations: Funds set aside for declarations based on estimated needs for the next 30 days or less.

Commitments: Funds reserved in financial system based on specific requisitions in anticipation of their obligation.

Obligations: Obligations are recorded against allocated funds when contracts are signed, grants awarded, trips taken, mission assignments signed, etc.

Mission Assignments: Through Mission Assignments, FEMA tasks and reimburses Other Federal Agencies (OFAs) for providing services under the Stafford Act. These Mission Assignments fall into three categories:

- o *Technical Assistance (TA):* OFAs provide expertise to States; 100% Federally funded; No State cost share

- o *Direct Federal Assistance (DFA):* Requested by State; subject to State cost share (unless waived in response timeframe); Goods and services provided to the State to save lives and protect property

- o *Federal Operations Support (FOS):* 100% Federally funded; No State cost share; Fed to Fed field operations support. This category reflects agreements with Federal agencies to perform services such as providing search and rescue operations, health and medical support, assisting with disease prevention and control, transportation of disaster victims, and delivery of food, water and other essential commodities to disaster victims.

Human Services Categories:

- o *Unemployment:* Disaster Unemployment Assistance for individuals who lose their job as a result of a Presidentially-declared disaster and are not covered by regular unemployment insurance.

○ *Crisis Counseling*: Short-term services, provided by FEMA as supplemental funds granted to State and local mental health agencies, available to eligible survivors of Presidentially-declared major disasters.

○ *Legal Services*: Legal advice for low income individuals regarding cases that will not produce a fee, provided by The Young Lawyers Division of the American Bar Association, through an agreement with FEMA.

○ *Inspections*: Inspections to assess disaster damage.

○ *Other Needs Assistance*: Medical, dental, funeral cost, transportation cost and other disaster-related needs within a total cap for Individual Assistance of \$26,200 per individual or household.

○ *Housing Assistance*: Lodging expenses reimbursement (for a hotel or motel), rental assistance, home repair cash grant and home replacement cash grants within a total cap for Individual Assistance of \$26,200 per individual or household.

Mitigation:

○ *Hazard Mitigation*: Long-term hazard mitigation measures after a major disaster declaration. The purpose of the program is to reduce the loss of life and property due to natural disasters and to enable mitigation measures to be implemented during the immediate recovery from a disaster