

**Department of Homeland Security - Federal Emergency Management Agency
Weekly Disaster Relief Finance (DRF) Report**

4-26-2006

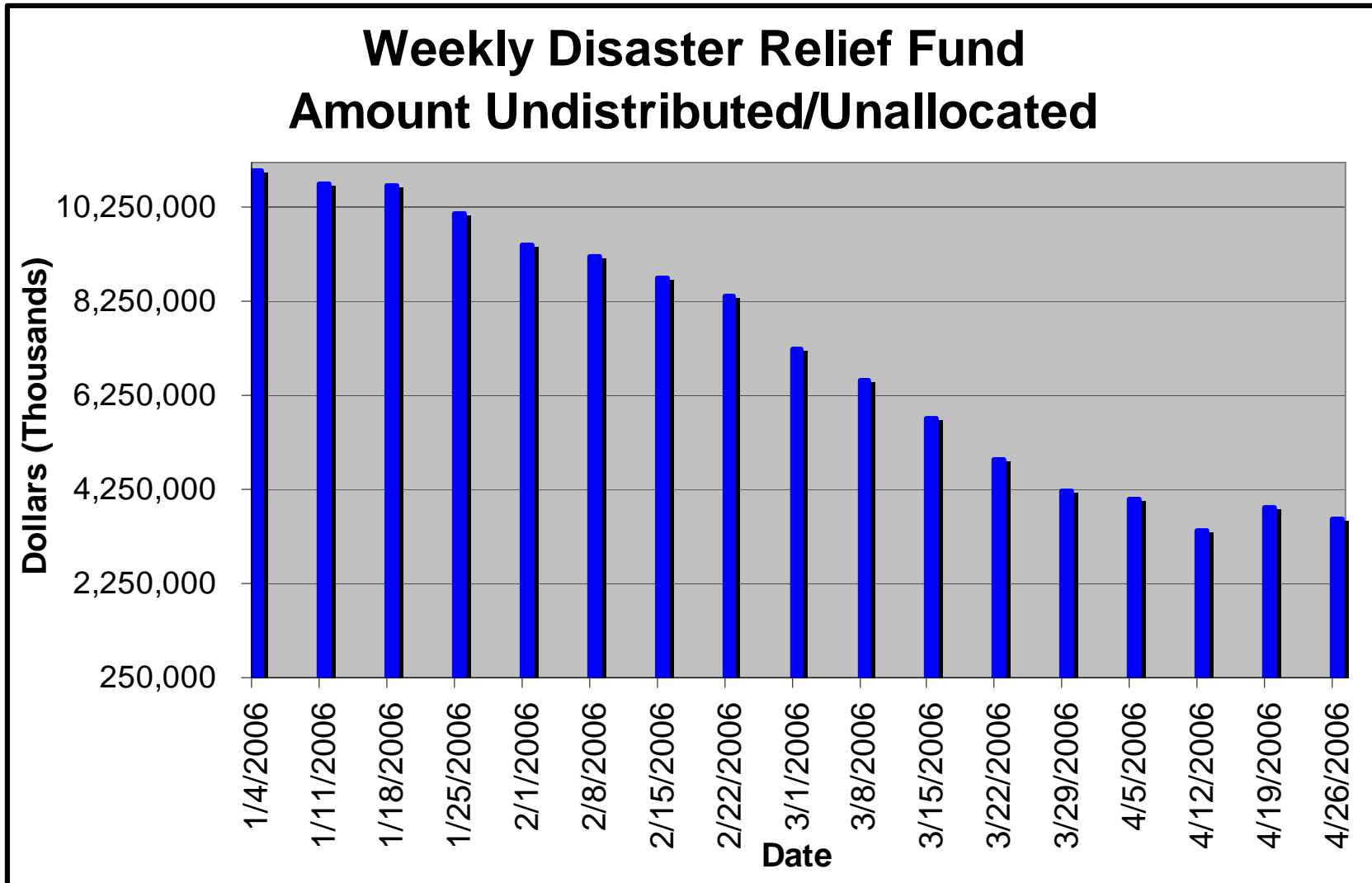
Congressional Weekly Report

TABLE OF CONTENTS

File	Title of File	Description	Page Numbers
Intro.	Graphical Representations	Graphic Analysis: ▪ DRF Amount Undistributed	2
		▪ Allocations and Obligations for Katrina	3
		▪ Katrina, Rita and Wilma Allocations, Obligations and Expenditures	4
		▪ Insurance Losses Paid and Losses Received	5
		▪ Manufactured Housing	6
2	Disaster Relief Fund - Status Report	Status of the Disaster Relief Fund	7-8
3	National Flood Insurance Data	Flood Insurance Claims made to Feds, by State; Homes Damaged without Flood Insurance, by State; Households Individual Claim Fully Paid, by State	9
4	Housing Data	Hotel and Manufactured Housing Information	10-11
5	Katrina, Rita and Wilma Declarations	Declarations by Major Object Class, Declarations by Program Area and Mission Assignments	12-22
		Vendor Details; Credit Card data; Obligations greater than \$50,000,000; Declarations; Missions Details; New Orleans data	23-82
6	Disaster Relief Terms	Definitions	83-84

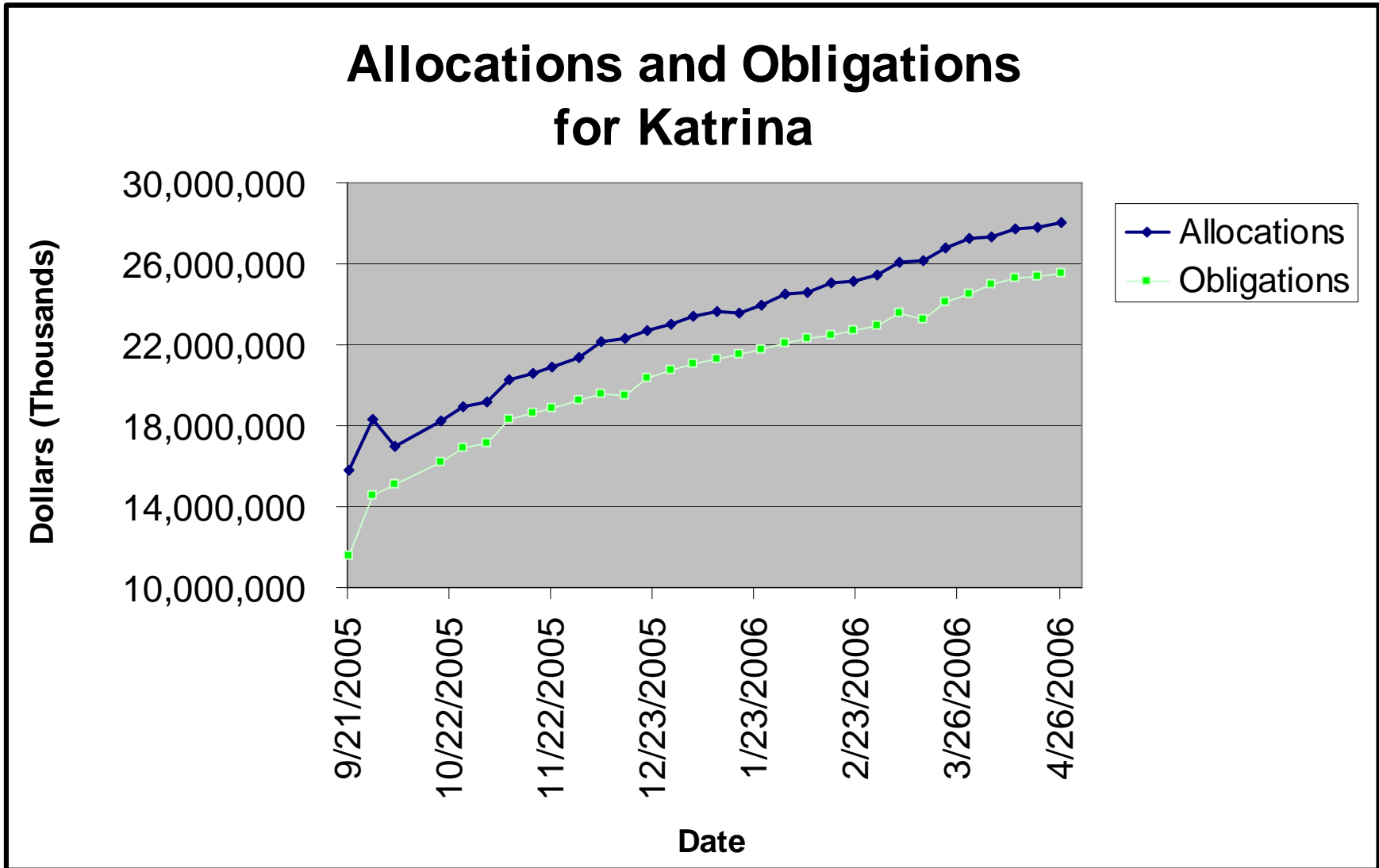
FEDERAL EMERGENCY MANAGEMENT AGENCY
DISASTER RELIEF FUND

As of 04/26/06



FEDERAL EMERGENCY MANAGEMENT AGENCY
DISASTER RELIEF FUND

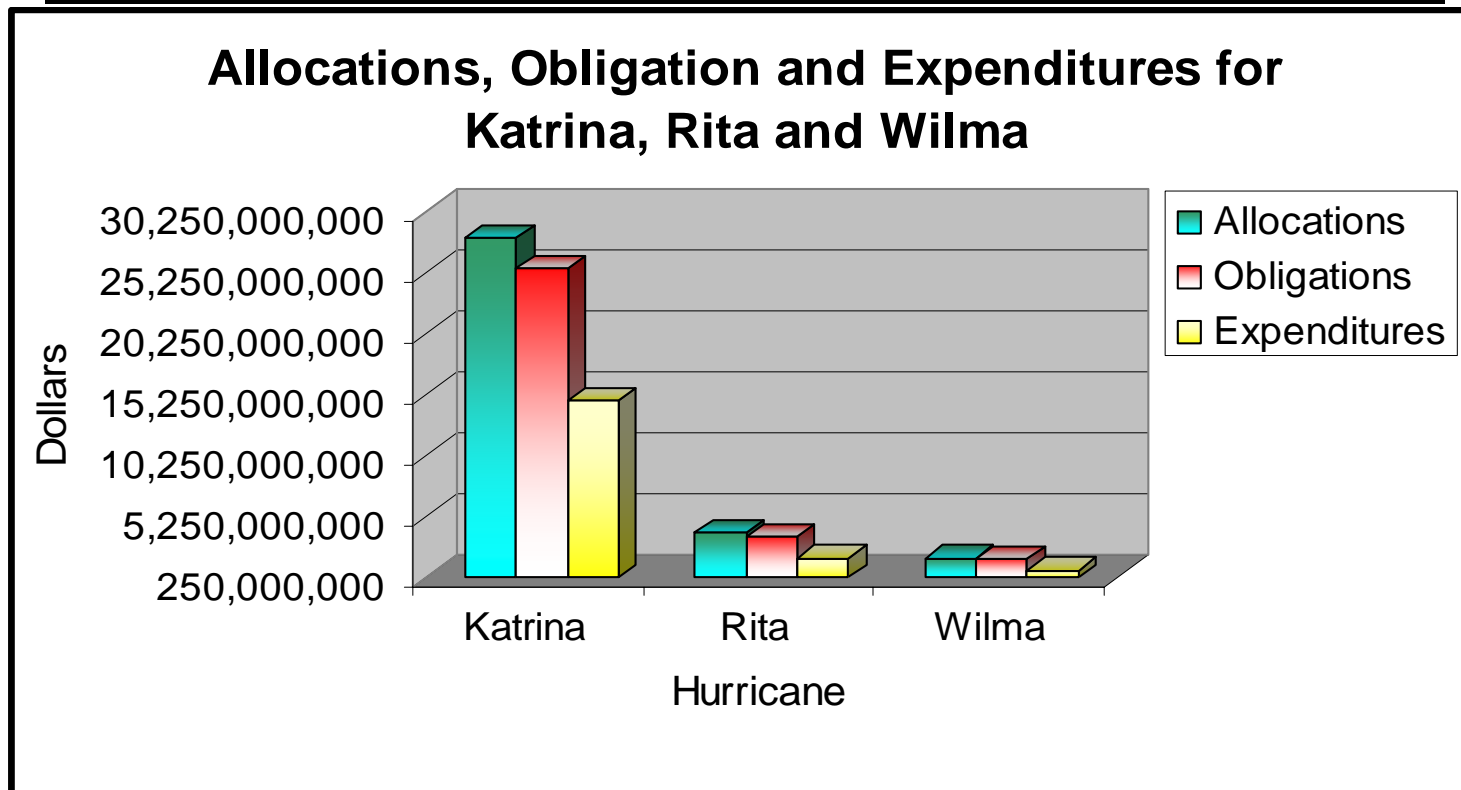
As of 04/26/06



**FEDERAL EMERGENCY MANAGEMENT AGENCY
DISASTER RELIEF FUND**

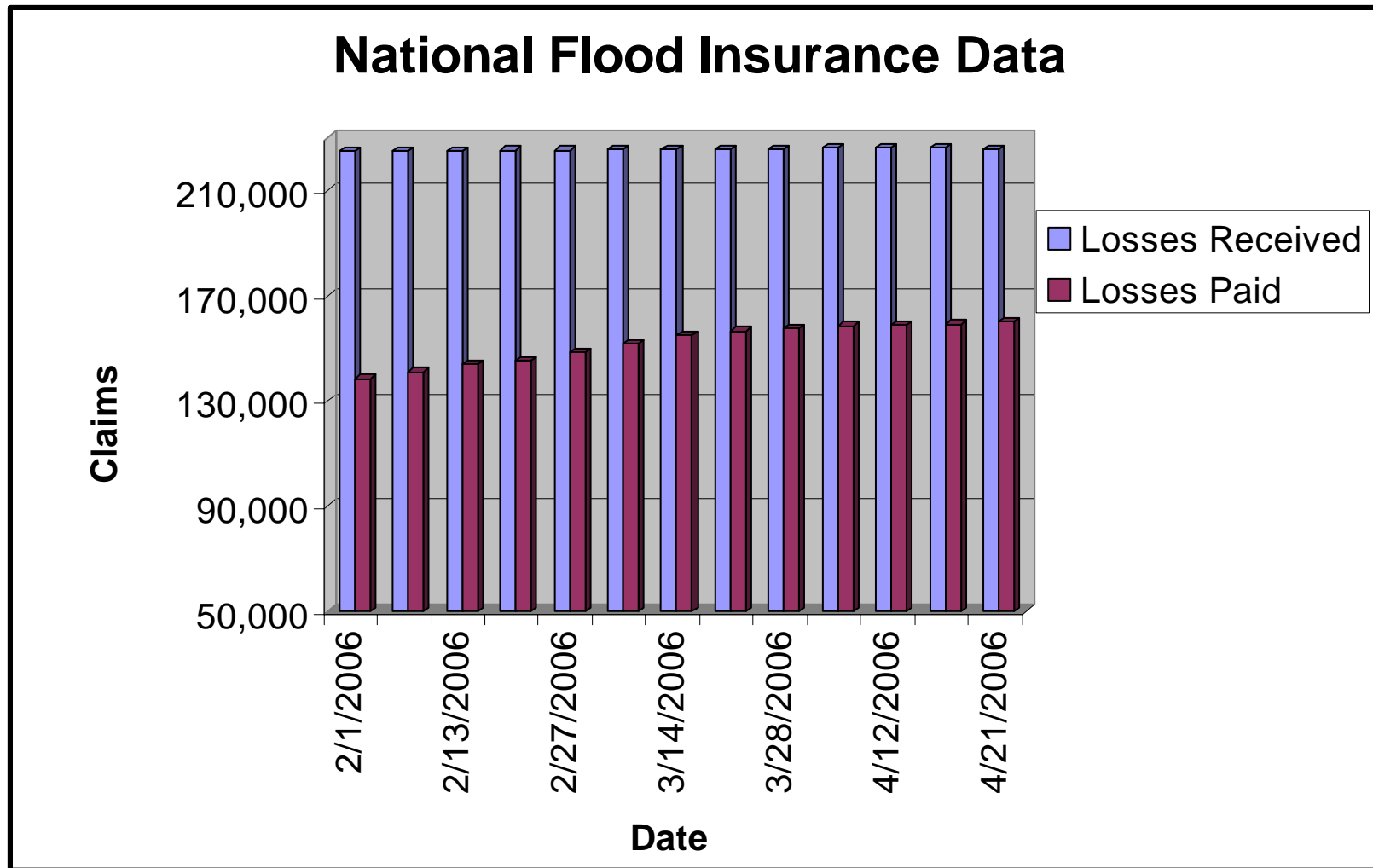
As of 04/26/06

Katrina, Rita and Wilma Allocations, Obligations and Expenditures				
	Katrina	Rita	Wilma	Totals
Allocations	28,022,845,054	3,961,075,947	1,892,501,772	33,876,422,773
Obligations	25,527,133,906	3,654,308,517	1,781,231,714	30,962,674,137
Expenditures	14,770,513,275	1,886,916,294	875,424,444	17,532,854,014



FEDERAL EMERGENCY MANAGEMENT AGENCY
DISASTER RELIEF FUND

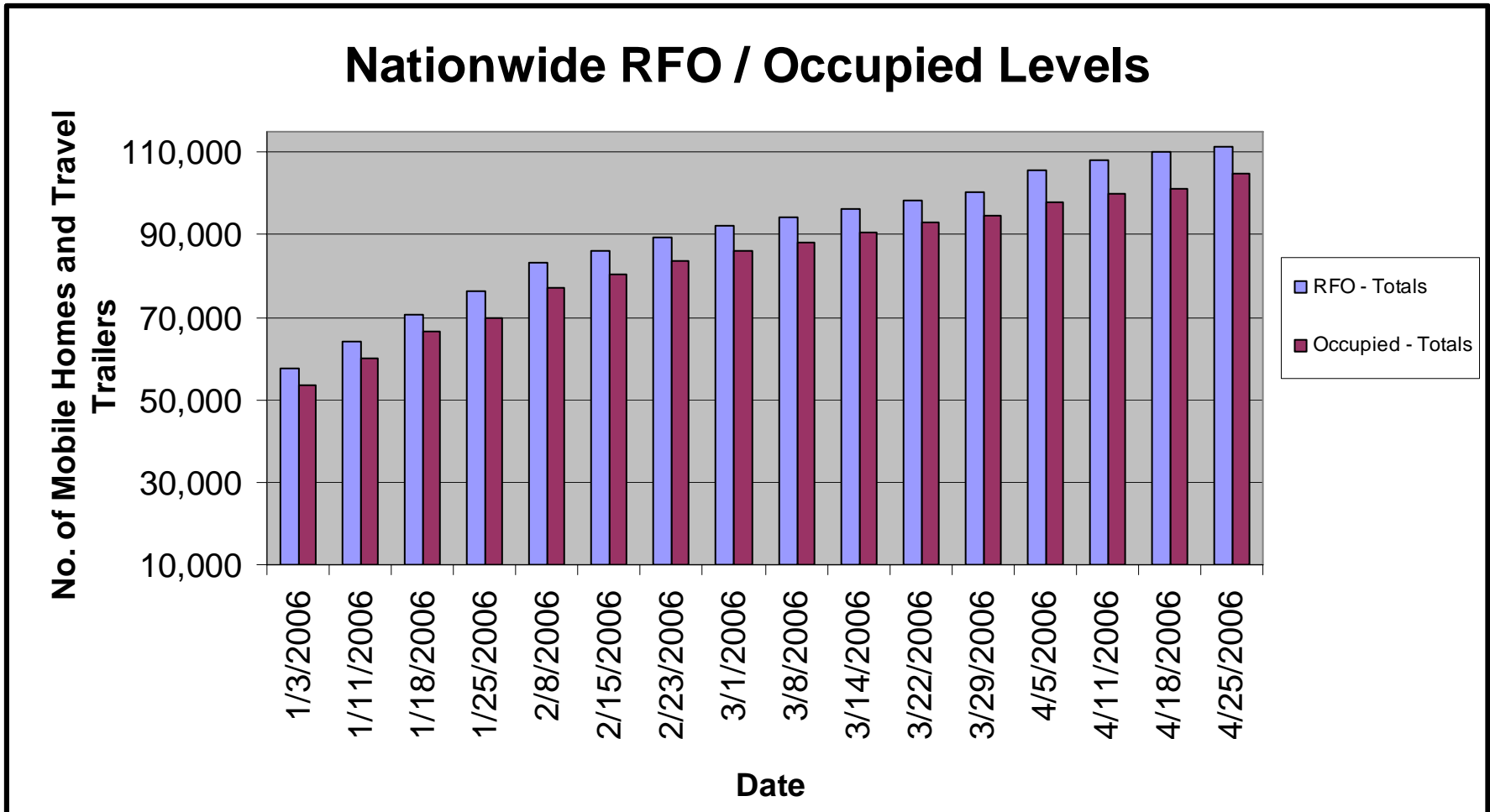
As of 04/21/06



FEDERAL EMERGENCY MANAGEMENT AGENCY
DISASTER RELIEF FUND

As of 04/26/06

Manufactured Housing Data
Mobile Homes and Travel Trailers Ready for Occupation (RFO) and Occupied



HOMELAND SECURITY - FEDERAL EMERGENCY MANAGEMENT AGENCY
DISASTER RELIEF FUND - FY-2006 ACTIVITY
Dollars in Thousands
As of 04/26/06

Status of the Disaster Relief Fund

	<u>Direct/Support</u>	<u>Change Since Last Report</u>
Status of Obligations:		
FY 2005 APPROPRIATION AVAILABLE:	69,687,736	0
FY 2005 OBLIGATIONS (net of recoveries):	23,158,726	0
FY 2005 UNOBLIGATED BALANCE:	46,529,010	0
FY 2006 APPROPRIATION AVAILABLE:	25,296,398	25,294
TOTAL OBLIGATIONS FY 2006 (net):	16,484,249	146,349
Obligations-FY '05 Recoveries:	1,888,889	25,295
Less: TOTAL OBLIGATIONS FY 2006 (gross):	18,373,138	171,644
UNOBLIGATED BALANCE:	6,923,260	(146,350)
Status of Commitments:		
Less: TOTAL COMMITMENTS:	20,974,058	230,134
UNCOMMITTED BALANCE:	4,322,340	(204,840)
Status of Allocations:		
FUNDS ALLOCATED FY 2005:	23,158,726	0
FUNDS ALLOCATED FY 2006:	21,670,874	254,591
Less: TOTAL OBLIGATIONS FY 2006 (gross):	18,373,138	171,644
UNOBLIGATED ALLOCATION:	3,297,736	82,947
Amount Undistributed/Unallocated:	3,625,524	(229,297)

¹ Includes the rescission of \$23,409,300,000, transfer of \$752,500,000 to the Disaster Assistance Direct Loan Program Account, recoveries of \$1,888,888,594, the addition of the FY 2006 annual appropriation of \$1,752,300,000, and the transfer of \$712,000,000 to the Small Business Administration for the Disaster Loan Program Account.

HOMELAND SECURITY - FEDERAL EMERGENCY MANAGEMENT AGENCY
DISASTER RELIEF FUND
Dollars in Thousands
As of 04/26/06

Status of the Katrina Disaster Relief Funds

	<u>Direct/Support</u>	<u>Change Since Last Report</u>
Status of Allocations:		
FUNDS ALLOCATED:	28,022,845	182,652
Less: TOTAL OBLIGATIONS (gross):	25,527,134	139,794
UNOBLIGATED ALLOCATION:	2,495,711	42,858
Status of Obligations:		
TOTAL OBLIGATIONS (gross):	25,527,134	139,794

Status of the Rita Disaster Relief Funds

	<u>Direct/Support</u>	<u>Change Since Last Report</u>
Status of Allocations:		
FUNDS ALLOCATED:	3,961,076	25,654
Less: TOTAL OBLIGATIONS (gross):	3,654,309	17,529
UNOBLIGATED ALLOCATION:	306,767	8,125
Status of Obligations:		
TOTAL OBLIGATIONS (gross):	3,654,309	17,529

Status of the Wilma Disaster Relief Funds

	<u>Direct/Support</u>	<u>Change Since Last Report</u>
Status of Allocations:		
FUNDS ALLOCATED:	1,892,502	2,672
Less: TOTAL OBLIGATIONS (gross):	1,781,232	-31,952
UNOBLIGATED ALLOCATION:	111,270	34,624
Status of Obligations:		
TOTAL OBLIGATIONS (gross):	1,781,232	-31,952

Disaster Relief Fund: Details by Disaster Declaration (Katrina)						
Hurricane Katrina				Allocations	Obligations	Unobligated
Florida	Declared 8/28/05	1602DR		190,322	185,490	4,832
Louisiana	Declared 8/27/05	3212EM		8,508	8,508	0
Louisiana	Declared 8/28/05	1603DR		16,839,642	15,345,890	1,493,753
Subtotal, LA				16,848,150	15,354,398	1,493,753
Mississippi	Declared 8/28/05	3213EM		2,623	2,623	0
Mississippi	Declared 8/28/05	1604DR		8,565,730	7,679,991	885,739
Subtotal, MS				8,568,352	7,682,614	885,739
Alabama	Declared 8/28/05	3214EM		84	84	0
Alabama	Declared 8/28/05	1605DR		1,688,813	1,613,432	75,381
Subtotal, AL				1,688,897	1,613,517	75,381
Evacuations						
Arkansas	Declared 9/02/05	3215EM		52,309	50,299	2,010
Texas	Declared 9/02/05	3216EM		507,113	500,223	6,891
Tennessee	Declared 9/05/05	3217EM		29,088	27,571	1,517
Georgia	Declared 9/05/05	3218EM		20,992	20,433	559
Oklahoma	Declared 9/05/05	3219EM		10,627	9,951	676
Florida	Declared 9/05/05	3220EM		9,202	7,848	1,354
West Virginia	Declared 9/05/05	3221EM		445	419	25
North Carolina	Declared 9/05/05	3222EM		2,002	1,971	31
Utah	Declared 9/05/05	3223EM		1,420	1,400	20
Colorado	Declared 9/05/05	3224EM		13,537	13,516	21
Michigan	Declared 9/07/05	3225EM		1,780	1,467	313
District of Columbia	Declared 9/07/05	3226EM		1,757	1,466	291
Washington	Declared 9/07/05	3227EM		3,313	3,238	75
Oregon	Declared 9/07/05	3228EM		2,092	2,085	7
New Mexico	Declared 9/07/05	3229EM		2,246	913	1,334
Illinois	Declared 9/07/05	3230EM		2,633	1,217	1,416
Kentucky	Declared 9/10/05	3231EM		4,010	3,919	91
Missouri	Declared 9/10/05	3232EM		2,676	2,491	185
South Carolina	Declared 9/10/05	3233EM		3,657	3,306	351
South Dakota	Declared 9/10/05	3234EM		294	272	23
Pennsylvania	Declared 9/10/05	3235EM		2,824	2,595	229
Kansas	Declared 9/10/05	3236EM		219	163	56
Alabama	Declared 9/10/05	3237EM		3,500	3,019	481
Indiana	Declared 9/10/05	3238EM		4,151	3,792	359
Iowa	Declared 9/10/05	3239EM		289	228	61
Virginia	Declared 9/12/05	3240EM		693	664	29
Arizona	Declared 9/12/05	3241EM		6,344	6,325	19
Minnesota	Declared 9/13/05	3242EM		15,024	3,450	11,575
Nevada	Declared 9/13/05	3243EM		1,285	826	459
Idaho	Declared 9/13/05	3244EM		620	594	26
Nebraska	Declared 9/13/05	3245EM		267	211	55
Connecticut	Declared 9/13/05	3246EM		1,043	390	654
North Dakota	Declared 9/13/05	3247EM		66	45	20
California	Declared 9/13/05	3248EM		903	601	302
Wisconsin	Declared 9/13/05	3249EM		3,526	2,972	554
Ohio	Declared 9/13/05	3250EM		2,544	2,158	386
Maryland	Declared 9/13/05	3251EM		3,106	1,200	1,906
Massachusetts	Declared 9/13/05	3252EM		5,491	4,616	875
Montana	Declared 9/13/05	3253EM		443	429	14
Rhode Island	Declared 9/19/05	3255EM		1,525	1,026	499
Maine	Declared 9/19/05	3256EM		106	54	52
New Jersey	Declared 9/19/05	3257EM		170	158	12
New Hampshire	Declared 9/19/05	3258EM		106	16	90
New York	Declared 9/30/05	3262EM		1,551	1,495	56
Delaware	Declared 9/30/05	3263EM		131	83	48
Subtotal, Evacuations				727,123	691,115	36,008
Total, Katrina				28,022,845	25,527,134	2,495,711
Disaster Relief Fund: Details by Disaster Declaration (Rita)						
Hurricane Rita				Allocations	Obligations	Unobligated
Florida	Declared 9/20/05	3259EM		9,991	9,881	110
Louisiana	Declared 9/21/05	3260EM		275	275	0
Louisiana	Declared 9/24/05	1607DR		1,746,751	1,649,867	96,884
Subtotal, Louisiana				1,747,026	1,650,142	96,884
Texas	Declared 9/21/05	3261EM		111,000	110,943	57
Texas	Declared 9/24/05	1606DR		2,093,060	1,883,343	209,717
Subtotal, Texas				2,204,059	1,994,285	209,774
Total, Rita				3,961,076	3,654,309	306,767
Disaster Relief Fund: Details by Disaster Declaration (Wilma)						
Hurricane Wilma				Allocations	Obligations	Unobligated
Florida	Declared 10/24/05	1609DR		1,892,502	1,781,232	111,270
Subtotal, FL				1,892,502	1,781,232	111,270
Total, Wilma				1,892,502	1,781,232	111,270

National Flood Insurance Program Data for Hurricanes Katrina and Rita

As of 4/14/06

Number of Flood Insurance Claims Made to Feds, by State*

State and Disaster Number	Number of Losses Received
Florida, DR-1602	9,132
Louisiana, DR-1603	177,812
Mississippi, DR-1604	18,944
Alabama, DR-1605	5,691
Texas, DR-1606	3,866
Louisiana, DR-1607	10,517
TOTAL	225,962

*The data above is gathered through telephone surveys of NFIP Write Your Own companies and represents the best available information. These numbers should be regarded as preliminary estimates.

As of 3/28/06

Number of Homes Damaged Without Flood Insurance, by State**

State and Disaster Number	Number of Registrants Reporting No Flood Insurance
Florida, DR-1602	733
Louisiana, DR-1603 and 1607	32,768
Mississippi, DR-1604	26,716
Alabama, DR-1605	1,743
Texas, DR-1606	889
TOTAL	62,849

**Reports dated before 3/28/06 were based on households reported as flood damaged by the "applicants" when they originally filed for assistance. The data above represents the number of owners and renters (households) that registered through FEMA's National Processing Service Center, and subsequently received an inspection by FEMA or SBA. This report consists of only those households verified by inspection as flood damaged, including homes where sensors recorded flooding activity.

As of 4/14/06

Number of Households Individual Claim Fully Paid, by State***

State and Disaster Number	Number of Losses Paid
Florida, DR-1602	5,496
Louisiana, DR-1603	123,612
Mississippi, DR-1604	16,686
Alabama, DR-1605	4,760
Texas, DR-1606	1,552
Louisiana, DR-1607	6,912
TOTAL	159,018

***"Losses Paid" are numbers generated from estimates received from the NFIP Write Your Own companies. These numbers represent all NFIP policies, both commercial and residential. This data represents the best information available at this time.

**Hurricanes Katrina, Rita and Wilma
Hotel and Motel Data*
As of 4/20/06**

Hotel & Motel Rooms	4/20/06
Breakdown of Hotel Rooms	Total Rooms
LA	757
MS	63
TX	60
FL	15
AL	10
GA	9
CA	6
AR	5
NY	4
MD	1
NC	1
TN	1
Total	932

* Data is provided by VA NPSC who no longer reports the number of hotels.

**MANUFACTURED HOUSING DATA
AS OF 4/18/2006**

Manufactured Housing		4/18/06
Louisiana		
Inventory at Staging Area		4,708
Travel Trailers		3,488
Mobile Homes		940
Modular Housing		280
Issued from Staging Area - Today		4
Issued from Staging Area - Cumulative		77,579
Pads - Leased (1)		12,486
Pads - Leases Pending		113,826
Units on Pad / Sites (2)		77,367
RFO		67,462
Travel Trailers		64,107
Mobile Homes		3,355
Occupied		62,390
Travel Trailers		59,882
Mobile Homes		2,508
Total Units Vacant (TT/MH)		5,072
Mississippi		
Inventory at Staging Area		2,436
Travel Trailers		1,865
Mobile Homes		571
Modular Housing		0
Issued from Staging Area - Today		35
Issued from Staging Area - Cumulative		39,807
Pads - Leased (1)		39,850
Pads - Leases Pending		324
Units on Pad / Sites (2)		39,376
RFO		39,064
Travel Trailers		38,466
Mobile Homes		598
Occupied		36,850
Travel Trailers		36,447
Mobile Homes		403
Total Units Vacant (TT/MH)		2,214
Alabama		
Inventory at Staging Area		2,957
Travel Trailers		1,138
Mobile Homes		1,819
Modular Housing		0
Issued from Staging Area - Today		10
Issued from Staging Area - Cumulative		3,550
Pads - Leased (1)		3,480
Pads - Leases Pending		183
Units on Pad / Sites (2)		3,550
RFO		3,433
Travel Trailers		3,433
Mobile Homes		0
Occupied		2,082
Travel Trailers		2,082
Mobile Homes		0
Total Units Vacant (TT/MH)		1,351
Texas		
Inventory at Staging Area		12,906
Travel Trailers		196
Mobile Homes		11,597
Modular Housing		1,113
Issued from Staging Area - Today		46
Florida		
Inventory at Staging Area		735
Travel Trailers		184
Mobile Homes		551
Modular Housing		0
Issued from Staging Area - Today		0
Total		
RFO - Totals		109,959
Occupied - Totals		101,322
Vacant - Totals		8,637

Comments

The figures contained in this report are based on best available data.

- » Report includes travel trailer, mobile home data and modular housing data.
- » Staging areas: LA - New Orleans, Baton Rouge and Lake Charles; AR - Hope; AL - Selma-Craig and Summerdale; TX - Texarkana and Jasper; MS - Purvis and Carn
- » FL-LT manages Florida manufactured housing.
- » Emergency Housing Sites include industrial, commercial, private and group sites.

Notes:

- 1. Excludes private and industrial EGS.
- 2. Includes private, industrial, commercial and group sites.

KATRINA DECLARATIONS BY MAJOR OBJECT CLASS

AS OF 04-26-2006

ROUNDED TO THE NEAREST DOLLAR / PERCENT

PROGRAM AREA	PROGRAM NAME	ALLOCATIONS	UN-OBLIGATED COMMITMENTS	OBLIGATIONS	UN-OBLIGATED ALLOCATIONS(c)	UN-LIQUIDATED OBLIGATIONS	EXPENDITURES	ALLOCATION AVAILABLE	
1-HUMAN SERVICES	2503-UNEMPLOYMENT	394,138,258		329,862,166	64,276,092		329,862,166	64,276,092	
	2504-CRISIS COUNSELING-NIMH	70,531,403		21,048,736	49,482,667	922,250	20,126,486	49,482,667	
	2576-LEGAL SERVICES	214,775	134,500	79,767	135,008		79,767	508	
	2592-INSPECTIONS	184,608,316	35,052,221	144,651,634	39,956,682		38,256,547	106,395,087	4,904,461
	4149-OTHER NEEDS ASSISTANCE	1,695,843,874		1,665,843,874	30,000,000		37,009,720	1,628,834,154	30,000,000
	414X-HOUSING ASSISTANCE	3,986,775,928	1,383	3,986,559,456	216,472		28,222,697	3,958,336,759	215,089
	4152-CRISIS COUNSELING-SCC	34,673,087		32,013,490	2,659,597		16,893,481	15,120,009	2,659,597
	MANUFACTURED HOUSING	6,407,640,123	1,652,925,761	4,676,443,961	1,731,196,161		779,301,512	3,897,142,450	78,270,400
	TOTAL	12,774,425,763	1,688,113,865	10,856,503,084	1,917,922,679		900,606,207	9,955,896,877	229,808,814
2-INFRASTRUCTURE	2594-INSPECTIONS	292,828,500	4,014,900	286,825,800	6,002,700		146,230,958	1,987,800	
	416X-PUBLIC ASSISTANCE	4,100,869,760		4,036,006,456	64,863,304	2,086,405,102	1,949,601,354	64,863,304	
	TOTAL	4,393,698,260	4,014,900	4,322,832,256	70,866,004	2,232,636,060	2,090,196,196	66,851,104	
3-MITIGATION	2593-INSPECTIONS	26,643,721	7,818,570	14,549,151	12,094,570		9,696,635	4,852,516	
	4173-HAZARD MITIGATION	7,842,426		7,842,426			7,598,920	243,506	
	TOTAL	34,486,147	7,818,570	22,391,577	12,094,570		17,295,555	5,096,022	4,276,000
4-OPERATIONS	2507-MISSIONS-TA	42,305,756		26,254,256	16,051,500		24,220,207	16,051,500	
	2508-MISSIONS-DFA	4,849,852,155		4,836,246,959	13,605,196	4,456,751,397	379,495,562	13,605,196	
	TOTAL	4,892,157,911		4,862,501,215	29,656,696	4,480,971,604	381,529,611	29,656,696	
5-ADMINISTRATION	11XX-SALARIES & BENEFITS	297,011,041		283,434,196	13,576,845		283,434,196	13,576,845	
	21XX-TRAVEL	212,648,115	2,205,741	199,156,197	13,491,918	32,029,425	167,126,772	11,286,176	
	22XX-TRANSPORTION	46,022,671	31,466	41,651,411	4,371,261		7,213,968	34,437,443	4,339,795
	23XX-RENT, COMM, UTILITIES	263,421,226	35,878,843	222,777,221	40,644,006		73,746,214	149,031,007	4,765,163
	24XX-PRINT & REPRO	5,262,088	345,666	4,621,460	640,628		3,077,217	1,544,243	294,962
	2501-MISSIONS-FOS	2,328,634,968		2,321,896,044	6,738,925	1,989,561,597	332,334,447	6,738,925	
	25XX-OTHER SERVICES	1,939,433,983	314,053,280	1,619,970,289	319,463,695		717,810,288	902,160,000	5,410,414
	26XX-SUPPLIES & MATERIALS	539,584,395	30,564,795	506,478,205	33,106,190		214,635,294	291,842,911	2,541,395
	31XX-EQUIPMENT	210,726,549	27,159,177	180,254,303	30,472,246		28,002,067	152,252,236	3,313,069
	32XX-LAND & STRUCTURES	10,136,466	2,297,160	7,470,981	2,665,485		4,570,366	2,900,615	368,325
	4101-URBAN SEARCH & RESCUE	75,195,470		75,195,469	1		54,464,767	20,730,702	1
TOTAL	5,928,076,973	412,536,128	5,462,905,774	465,171,199	3,125,111,205	2,337,794,570	52,635,071		
GRAND TOTAL	28,022,845,054	2,112,483,463	25,527,133,906	2,495,711,148	10,756,620,631	14,770,513,275	383,227,685		

KATRINA DECLARATIONS BY PROGRAM AREA

AS OF 04-26-2006

PROGRAM CODE	STATE NAME	PROGRAM AREA	ALLOCATIONS	UN-OBLIGATED COMMITMENTS	OBLIGATIONS	UN-OBLIGATED ALLOCATIONS(c)	UN-LIQUIDATED OBLIGATIONS	EXPENDITURES	ALLOCATION AVAILABLE
1602DR	FLORIDA	2-INFRASTRUCTURE	158,558,474		157,965,204	593,270	63,505,112	94,460,093	593,270
		4-OPERATIONS	10,000		10,000		10,000		
		5-ADMINISTRATION	31,753,770	220,119	27,515,277	4,238,493	15,763,201	11,752,075	4,018,374
		TOTAL	190,322,244	220,119	185,490,481	4,831,763	79,278,313	106,212,168	4,611,644
1603DR	LOUISIANA	1-HUMAN SERVICES	8,539,040,735	1,020,725,278	7,391,121,573	1,147,919,162	621,488,295	6,769,633,278	127,193,884
		2-INFRASTRUCTURE	2,319,306,247	3,009,700	2,309,759,723	9,546,524	1,388,481,237	921,278,487	6,536,824
		3-MITIGATION	13,702,216	1,383,517	9,017,699	4,684,517	6,259,439	2,758,260	3,301,000
		4-OPERATIONS	2,977,685,001		2,977,471,306	213,694	2,776,608,884	200,862,422	213,694
		5-ADMINISTRATION	2,989,908,084	316,854,318	2,658,519,411	331,388,674	1,446,037,945	1,212,481,465	14,534,355
TOTAL	16,839,642,283	1,341,972,814	15,345,889,712	1,493,752,571	6,238,875,800	9,107,013,912	151,779,758		
1604DR	MISSISSIPPI	1-HUMAN SERVICES	3,029,247,420	610,738,446	2,321,000,434	708,246,987	232,552,424	2,088,448,010	97,508,541
		2-INFRASTRUCTURE	1,163,651,860	1,005,200	1,136,561,152	27,090,708	593,660,698	542,900,454	26,085,508
		3-MITIGATION	17,998,947	6,400,053	10,923,894	7,075,053	9,304,439	1,619,455	675,000
		4-OPERATIONS	1,689,212,910		1,659,769,909	29,443,001	1,532,288,169	127,481,740	29,443,001
		5-ADMINISTRATION	2,665,618,652	91,174,777	2,551,735,886	113,882,766	1,546,709,024	1,005,026,862	22,707,989
TOTAL	8,565,729,789	709,318,476	7,679,991,273	885,738,515	3,914,514,753	3,765,476,521	176,420,039		
1605DR	ALABAMA	1-HUMAN SERVICES	1,206,137,608	56,650,141	1,144,381,077	61,756,530	46,565,488	1,097,815,590	5,106,389
		2-INFRASTRUCTURE	100,426,362		98,663,159	1,763,203	29,259,973	69,403,186	1,763,203
		3-MITIGATION	2,784,984	35,000	2,449,984	335,000	1,731,678	178,106	300,000
		4-OPERATIONS	181,500,000		181,500,000		129,614,897	51,885,103	
		5-ADMINISTRATION	197,963,949	4,282,226	186,437,893	11,526,057	94,315,718	92,122,174	7,243,831
TOTAL	1,688,812,903	60,967,367	1,613,432,114	75,380,790	301,487,755	1,311,944,359	14,413,422		
3212EM	LOUISIANA	2-INFRASTRUCTURE							
		4-OPERATIONS	1,500,000		1,500,000		1,500,000		
		5-ADMINISTRATION	7,008,058		7,008,058		6,285,876	722,182	
TOTAL	8,508,058		8,508,058		7,785,876	722,182			
3213EM	MISSISSIPPI	2-INFRASTRUCTURE							
		4-OPERATIONS							
		5-ADMINISTRATION	2,622,585		2,622,585		2,533,526	89,059	
TOTAL	2,622,585		2,622,585		2,533,526	89,059			
3214EM	ALABAMA	2-INFRASTRUCTURE							
		4-OPERATIONS							
		5-ADMINISTRATION	84,454		84,454		31,478	52,976	
TOTAL	84,454		84,454		31,478	52,976			
3215EM	ARKANSAS	2-INFRASTRUCTURE	44,583,900		42,900,495	1,683,405	2,813,035	40,087,459	1,683,405
		4-OPERATIONS	3,500,000		3,500,000		3,500,000		
		5-ADMINISTRATION	4,225,259		3,898,297	326,962	833,069	3,065,228	326,962
		TOTAL	52,309,159		50,298,792	2,010,367	7,146,105	43,152,687	2,010,367
3216EM	TEXAS	2-INFRASTRUCTURE	448,350,699		444,079,785	4,270,914	89,946,730	354,133,055	4,270,914
		4-OPERATIONS	37,740,000		37,740,000		36,439,654	1,300,346	
		5-ADMINISTRATION	21,022,652	4,688	18,402,804	2,619,848	10,136,007	8,266,797	2,615,161
		TOTAL	507,113,351	4,688	500,222,589	6,890,763	136,522,391	363,700,198	6,886,075
3217EM	TENNESSEE	2-INFRASTRUCTURE	29,000,000		27,482,841	1,517,159	10,103,500	17,379,340	1,517,159
		4-OPERATIONS	5,000		5,000		5,000		
		5-ADMINISTRATION	83,363		83,363		2,000	81,363	
		TOTAL	29,088,363		27,571,203	1,517,159	10,110,500	17,460,703	1,517,159
3218EM	GEORGIA	2-INFRASTRUCTURE	20,900,000		20,340,858	559,142	11,672,408	8,668,450	559,142
		5-ADMINISTRATION	92,000		92,000		91,233	767	
		TOTAL	20,992,000		20,432,858	559,142	11,763,641	8,669,217	559,142
3219EM	OKLAHOMA	2-INFRASTRUCTURE	10,450,313		9,789,515	660,798	3,617,915	6,171,600	660,798
		5-ADMINISTRATION	176,910		161,938	14,972	12,604	149,334	14,972
		TOTAL	10,627,223		9,951,453	675,770	3,630,519	6,320,934	675,770
3220EM	FLORIDA	2-INFRASTRUCTURE	9,200,000		7,845,819	1,354,181	7,621,705	224,114	1,354,181
		5-ADMINISTRATION	2,272		2,272			2,272	
		TOTAL	9,202,272		7,848,091	1,354,181	7,621,705	226,386	1,354,181
3221EM	WEST VIRGINIA	2-INFRASTRUCTURE	321,000		315,855	5,145	167,579	148,276	5,145
		5-ADMINISTRATION	123,811		103,490	20,321		103,490	20,321
		TOTAL	444,811		419,345	25,466	167,579	251,766	25,466
3222EM	NORTH CAROLINA	2-INFRASTRUCTURE	2,000,000		1,968,692	31,308	763,564	1,205,129	31,308
		5-ADMINISTRATION	2,261		2,261		2,000	261	
		TOTAL	2,002,261		1,970,953	31,308	765,564	1,205,390	31,308

PROGRAM CODE	STATE NAME	PROGRAM AREA	ALLOCATIONS	UN-OBLIGATED COMMITMENTS	OBLIGATIONS	UN-OBLIGATED ALLOCATIONS(c)	UN-LIQUIDATED OBLIGATIONS	EXPENDITURES	ALLOCATION AVAILABLE
3223EM	UTAH	2-INFRASTRUCTURE	1,333,020		1,333,020	0	245,435	1,087,584	0
		4-OPERATIONS	5,000		5,000		5,000		
		5-ADMINISTRATION	81,798		62,207	19,590	16,868	45,339	19,590
		TOTAL	1,419,818		1,400,227	19,591	267,304	1,132,923	19,591
3224EM	COLORADO	2-INFRASTRUCTURE	13,104,954		13,104,954	0	763,959	12,340,995	0
		4-OPERATIONS							
		5-ADMINISTRATION	431,635		410,889	20,747	12,767	398,121	20,747
		TOTAL	13,536,589		13,515,842	20,747	776,726	12,739,116	20,747
3225EM	MICHIGAN	2-INFRASTRUCTURE	1,325,000		1,146,739		578,271	568,468	178,261
		5-ADMINISTRATION	455,284		320,511	134,773	68,225	252,286	134,773
		TOTAL	1,780,284		1,467,250	313,034	646,496	820,754	313,034
3226EM	DISTRICT OF COLUMBIA	2-INFRASTRUCTURE	1,656,438		1,410,771		1,410,771		245,667
		5-ADMINISTRATION	100,803		55,057	45,746	1,004	54,053	45,746
		TOTAL	1,757,241		1,465,828	291,414	1,411,775	54,053	291,414
3227EM	WASHINGTON	2-INFRASTRUCTURE	2,936,187		2,936,186	1	2,936,186		1
		5-ADMINISTRATION	376,346		301,769	74,578	19,682	282,087	74,578
		TOTAL	3,312,533		3,237,955	74,578	2,955,869	282,087	74,578
3228EM	OREGON	2-INFRASTRUCTURE	2,047,247		2,047,243	4	1,684,230	363,013	4
		5-ADMINISTRATION	45,053		38,096	6,957	6,963	31,133	6,957
		TOTAL	2,092,300		2,085,339	6,961	1,691,193	394,146	6,961
3229EM	NEW MEXICO	2-INFRASTRUCTURE	2,139,800		842,550	1,297,250	763,083	79,467	1,297,250
		5-ADMINISTRATION	106,507		70,132	36,375	3,770	66,361	36,375
		TOTAL	2,246,307		912,682	1,333,625	766,854	145,829	1,333,625
3230EM	ILLINOIS	2-INFRASTRUCTURE	2,418,578		1,021,069	1,397,509	329,779	691,290	1,397,509
		5-ADMINISTRATION	214,507		195,764	18,743	37,801	157,963	18,743
		TOTAL	2,633,085		1,216,833	1,416,252	367,579	849,253	1,416,252
3231EM	KENTUCKY	2-INFRASTRUCTURE	4,000,000		3,909,328	90,672	3,253,851	655,476	90,672
		5-ADMINISTRATION	9,961		9,961		2,000	7,961	
		TOTAL	4,009,961		3,919,288	90,672	3,255,851	663,437	90,672
3232EM	MISSOURI	2-INFRASTRUCTURE	2,005,000		1,899,250	105,750	1,899,250		105,750
		5-ADMINISTRATION	670,895		592,044	78,852	17,816	574,227	78,852
		TOTAL	2,675,895		2,491,293	184,602	1,917,066	574,227	184,602
3233EM	SOUTH CAROLINA	2-INFRASTRUCTURE	3,614,915		3,263,685	351,230	362,154	2,901,531	351,230
		5-ADMINISTRATION	42,089		42,089		2,000	40,089	
		TOTAL	3,657,004		3,305,774	351,230	364,154	2,941,620	351,230
3234EM	SOUTH DAKOTA	2-INFRASTRUCTURE	261,722		261,676	46	56,562	205,114	46
		5-ADMINISTRATION	32,700		10,044	22,656	4,414	5,630	22,656
		TOTAL	294,422		271,720	22,702	60,976	210,744	22,702
3235EM	PENNSYLVANIA	2-INFRASTRUCTURE	2,569,000		2,365,685	203,315	1,419,202	946,483	203,315
		5-ADMINISTRATION	255,075		229,503	25,572	12,000	217,503	25,572
		TOTAL	2,824,075		2,595,189	228,887	1,431,202	1,163,987	228,887
3236EM	KANSAS	2-INFRASTRUCTURE	163,200		163,069	131	30,410	132,658	131
		5-ADMINISTRATION	56,298		187	56,111		187	56,111
		TOTAL	219,498		163,255	56,243	30,410	132,845	56,243
3237EM	ALABAMA	2-INFRASTRUCTURE	2,500,000		2,019,062	480,938	983,089	1,035,973	480,938
		4-OPERATIONS	1,000,000		1,000,000		1,000,000		
		5-ADMINISTRATION							
		TOTAL	3,500,000		3,019,062	480,938	1,983,089	1,035,973	480,938
3238EM	INDIANA	2-INFRASTRUCTURE	4,127,992		3,789,690	338,302	3,789,690		338,302
		5-ADMINISTRATION	22,864		1,942	20,922		1,942	20,922
		TOTAL	4,150,856		3,791,632	359,224	3,789,690	1,942	359,224
3239EM	IOWA	2-INFRASTRUCTURE	222,618		222,618		14,704	207,914	
		5-ADMINISTRATION	66,380		5,639	60,741		5,639	60,741
		TOTAL	288,998		228,257	60,741	14,704	213,553	60,741
3240EM	VIRGINIA	2-INFRASTRUCTURE	562,100		561,809	291	330,807	231,003	291
		5-ADMINISTRATION	130,910		101,872	29,038		101,872	29,038
		TOTAL	693,010		663,682	29,328	330,807	332,875	29,328
3241EM	ARIZONA	2-INFRASTRUCTURE	4,113,330		4,113,301	29	267,619	3,845,682	29
		5-ADMINISTRATION	2,230,828		2,211,493	19,335	2,025,224	186,270	19,335
		TOTAL	6,344,158		6,324,794	19,364	2,292,843	4,031,951	19,364
3242EM	MINNESOTA	2-INFRASTRUCTURE	15,000,000		3,449,504	11,550,496	2,468,136	981,368	11,550,496
		5-ADMINISTRATION	24,450			24,450			24,450
		TOTAL	15,024,450		3,449,504	11,574,946	2,468,136	981,368	11,574,946

PROGRAM CODE	STATE NAME	PROGRAM AREA	ALLOCATIONS	UN-OBLIGATED COMMITMENTS	OBLIGATIONS	UN-OBLIGATED ALLOCATIONS(c)	UN-LIQUIDATED OBLIGATIONS	EXPENDITURES	ALLOCATION AVAILABLE
3243EM	NEVADA	2-INFRASTRUCTURE	1,000,000		568,297	431,703	146,188	422,109	431,703
		5-ADMINISTRATION	284,759		257,943	26,816	25,099	232,844	26,816
		TOTAL	1,284,759		826,240	458,519	171,287	654,953	458,519
3244EM	IDAHO	2-INFRASTRUCTURE	584,137		584,134	3	485,205	98,929	3
		5-ADMINISTRATION	35,700		10,108	25,592	249	9,860	25,592
		TOTAL	619,837		594,243	25,594	485,454	108,789	25,594
3245EM	NEBRASKA	2-INFRASTRUCTURE	210,100		210,100		146,556	63,544	
		5-ADMINISTRATION	56,602		1,302	55,301		1,302	55,301
		TOTAL	266,702		211,402	55,301	146,556	64,846	55,301
3246EM	CONNECTICUT	2-INFRASTRUCTURE	1,000,000		353,722	646,278	353,722		646,278
		5-ADMINISTRATION	43,301		36,005	7,296	13,718	22,287	7,296
		TOTAL	1,043,301		389,727	653,574	367,440	22,287	653,574
3247EM	NORTH DAKOTA	2-INFRASTRUCTURE	23,747		23,747	0	23,747		0
		5-ADMINISTRATION	41,985		21,747	20,238	1,596	20,151	20,238
		TOTAL	65,732		45,494	20,239	25,342	20,151	20,239
3248EM	CALIFORNIA	2-INFRASTRUCTURE	200,000			200,000			200,000
		5-ADMINISTRATION	703,320		600,893	102,427	45,949	554,944	102,427
		TOTAL	903,320		600,893	302,427	45,949	554,944	302,427
3249EM	WISCONSIN	2-INFRASTRUCTURE	3,501,228		2,970,925	530,303	2,418,014	552,911	530,303
		5-ADMINISTRATION	24,737		1,227	23,510	2	1,225	23,510
		TOTAL	3,525,965		2,972,152	553,813	2,418,016	554,136	553,813
3250EM	OHIO	2-INFRASTRUCTURE	2,518,180		2,157,511	360,669	733,973	1,423,538	360,669
		5-ADMINISTRATION	25,350			25,350			25,350
		TOTAL	2,543,530		2,157,511	386,019	733,973	1,423,538	386,019
3251EM	MARYLAND	2-INFRASTRUCTURE	3,000,000		1,117,228	1,882,772	934,249	182,979	1,882,772
		5-ADMINISTRATION	106,326		82,847	23,479		82,847	23,479
		TOTAL	3,106,326		1,200,075	1,906,251	934,249	265,826	1,906,251
3252EM	MASSACHUSETTS	2-INFRASTRUCTURE	5,250,000		4,388,139	861,861	332,965	4,055,174	861,861
		5-ADMINISTRATION	241,346		228,280	13,066	5,726	222,555	13,066
		TOTAL	5,491,346		4,616,420	874,926	338,690	4,277,729	874,926
3253EM	MONTANA	2-INFRASTRUCTURE	400,000		397,372	2,628	281,910	115,462	2,628
		5-ADMINISTRATION	42,856		31,586	11,270	3,604	27,982	11,270
		TOTAL	442,856		428,958	13,898	285,514	143,444	13,898
3255EM	RHODE ISLAND	2-INFRASTRUCTURE	1,500,000		1,008,050	491,950	1,008,050		491,950
		5-ADMINISTRATION	24,708		17,933	6,775	5,876	12,057	6,775
		TOTAL	1,524,708		1,025,983	498,725	1,013,926	12,057	498,725
3256EM	MAINE	2-INFRASTRUCTURE	100,000		47,927	52,073	47,927		52,073
		5-ADMINISTRATION	6,000		6,000		6,000		
		TOTAL	106,000		53,927	52,073	53,927		52,073
3257EM	NEW JERSEY	2-INFRASTRUCTURE	120,026		120,026		3,334	116,692	
		5-ADMINISTRATION	50,267		38,209	12,058	6,753	31,456	12,058
		TOTAL	170,293		158,235	12,058	10,087	148,148	12,058
3258EM	NEW HAMPSHIRE	2-INFRASTRUCTURE	100,000		9,887	90,113	9,887		90,113
		5-ADMINISTRATION	6,000		6,000		5,908	92	
		TOTAL	106,000		15,887	90,113	15,796	92	90,113
3262EM	NEW YORK	2-INFRASTRUCTURE	1,258,446		1,258,446		450,598	807,848	
		5-ADMINISTRATION	292,350		236,064	56,286	6,508	229,555	56,286
		TOTAL	1,550,796		1,494,509	56,286	457,106	1,037,403	56,286
3263EM	DELAWARE	2-INFRASTRUCTURE	82,441		82,439	2	59,090	23,349	2
		5-ADMINISTRATION	48,900		443	48,457		443	48,457
		TOTAL	131,341		82,882	48,459	59,090	23,792	48,459
GRAND TOTAL			28,022,845,054	2,112,483,463	25,527,133,906	2,495,711,148	10,756,620,631	14,770,513,275	383,227,685

KATRINA MISSION ASSIGNMENTS

AS OF 04-26-2006

OBLIGATIONS	
DHS AGENCIES	Total
BTS	200,000
CBP	30,957,949
FLETC	460,103
FPS	173,937,173
IAIP	214,000
ICE	36,417,200
NCS	7,318,000
OCFO	210,000
OSLGCP	200,000
S&T	100,000
TSA	455,000
USCG	415,557,501
USCIS	910,000
USSS	8,800
Subtotal, DHS	666,945,726
OTHER AGENCIES	Total
AID	17,354,000
APHIS	380,000
ARC	55,000
BUREC	1,089,000
CDC	20,098,500
CNCS	4,415,500
COE-LRD	15,000
COE-MVD	3,802,180,516
COE-SAD	181,635,000
DHUD	82,945,000
DOC	1,200,000
DOD	1,123,579,054
DOE	390,000
DOED	230,000
DOI	1,264,400
DOL	325,000
DOS	55,000
DOT	422,889,213
EEOC	200,000
EPA	323,886,200
FAA	
FCC	200,000
FCSIC	200,000
FMSHRC	200,000
FNS	20,000
GSA	77,988,268
HHS	162,582,806
MSPB	2,000
NAR	625,000
NASA	541,500
NCPC	20,000
NCUA	
NGA	620,000
NLRB	240,000
NOAA	1,750,000
NPS	157,000
NRC	200,000
NSF	200,000
OPM	615,000
OSHA	21,225,000
RRB	25,000
SBA	200,000
SCS	11,800
SEC	2,000
SSA	1,025,000
TREAS	2,110,650
TVA	7,787,451
USDA	12,560,500
USDJ	55,629,600
USFS	179,195,288
USGS	460,800
USPC	4,697,217
USPHS	
USPS	2,098,270
VA	75,000
Subtotal, Other Agencies	6,517,451,533
GRAND TOTAL MA s	7,184,397,259

RITA DECLARATIONS BY MAJOR OBJECT CLASS

AS OF 04-26-2006

PROGRAM AREA	PROGRAM NAME	ALLOCATIONS	UN-OBLIGATED COMMITMENTS	OBLIGATIONS	UN-OBLIGATED ALLOCATIONS(c)	UN-LIQUIDATED OBLIGATIONS	EXPENDITURES	ALLOCATION AVAILABLE
1-HUMAN SERVICES	2503-UNEMPLOYMENT	22,691,421		17,838,942	4,852,479		17,838,942	4,852,479
	2504-CRISIS COUNSELING-NIMH			1,546,988	(1,546,988)	1,546,988		(1,546,988)
	2576-LEGAL SERVICES							
	2592-INSPECTIONS	71,587,678	30,808	65,166,747	6,420,931	19,133,615	46,033,132	6,390,122
	4149-OTHER NEEDS ASSISTANCE	98,800,000		98,800,000		1,018,273	97,781,727	
	414X-HOUSING ASSISTANCE	1,038,951,568		1,038,950,669	899	136,199,349	902,751,320	899
	4152-CRISIS COUNSELING-SCC	1,557,215		650,742	906,473	650,742		906,473
	4154-OTHER NEEDS ASSISTANCE	68,880,000		68,880,000		3,164,216	65,715,784	
	MANUFACTURED HOUSING	241,797,400	118,088,011	108,227,071	133,570,329	18,265,669	89,961,402	15,482,319
	TOTAL	1,544,265,282	118,118,819	1,400,061,159	144,204,123	179,978,852	1,220,082,307	26,085,304
2-INFRASTRUCTURE	2594-INSPECTIONS	19,495,900	2,550,000	15,782,400	3,713,500	8,615,512	7,166,888	1,163,500
	416X-PUBLIC ASSISTANCE	482,897,097		460,915,117	21,981,980	238,808,702	222,106,415	21,981,980
	TOTAL	502,392,997	2,550,000	476,697,517	25,695,480	247,424,214	229,273,303	23,145,480
3-MITIGATION	2593-INSPECTIONS	16,244,974	4,723,007	7,335,967	8,909,007	5,371,623	1,964,344	4,186,000
	4173-HAZARD MITIGATION	1,017,476		1,017,476		1,008,743	8,733	
	TOTAL	17,262,450	4,723,007	8,353,443	8,909,007	6,380,366	1,973,077	4,186,000
4-OPERATIONS	2507-MISSIONS-TA	1,150,000		1,150,000		1,085,443	64,557	
	2508-MISSIONS-DFA	763,196,000		760,513,600	2,682,400	701,504,555	59,009,045	2,682,400
	TOTAL	764,346,000		761,663,600	2,682,400	702,589,998	59,073,602	2,682,400
5-ADMINISTRATION	11XX-SALARIES & BENEFITS	47,376,310		45,307,015	2,069,295		45,307,015	2,069,295
	21XX-TRAVEL	31,155,340	31,829	30,096,975	1,058,365	1,657,322	28,439,653	1,026,536
	22XX-TRANSPORTION	3,761,000	81,125	1,547,000	2,214,000	1,286,499	260,501	2,132,875
	23XX-RENT, COMM, UTILITIES	21,642,325	3,981,337	17,106,124	4,536,201	7,445,478	9,660,646	554,864
	24XX-PRINT & REPRO	1,143,000	147,100	852,248	290,752	588,137	264,111	143,652
	2501-MISSIONS-FOS	395,988,685		394,938,685	1,050,000	365,538,541	29,400,144	1,050,000
	25XX-OTHER SERVICES	544,115,374	103,268,231	440,605,412	103,509,962	219,250,098	221,355,313	241,732
	26XX-SUPPLIES & MATERIALS	50,080,975	2,930,821	46,226,950	3,854,024	14,780,047	31,446,903	923,203
	31XX-EQUIPMENT	13,045,983	3,202,051	8,572,163	4,473,820	3,234,828	5,337,336	1,271,769
	32XX-LAND & STRUCTURES	2,100,000	400,000		2,100,000			1,700,000
	4101-URBAN SEARCH & RESCUE	22,400,226	120,000	22,280,226	120,000	17,237,843	5,042,383	
TOTAL	1,132,809,218	114,162,494	1,007,532,798	125,276,420	631,018,792	376,514,006	11,113,926	
GRAND TOTAL	3,961,075,947	239,554,321	3,654,308,517	306,767,430	1,767,392,223	1,886,916,294	67,213,110	

RITA DECLARATIONS BY PROGRAM AREA

AS OF 04-26-2006

PROGRAM CODE	STATE NAME	PROGRAM AREA	ALLOCATIONS	UN-OBLIGATED COMMITMENTS	OBLIGATIONS	UN-OBLIGATED ALLOCATIONS(c)	UN-LIQUIDATED OBLIGATIONS	EXPENDITURES	ALLOCATION AVAILABLE
1606DR	TEXAS	1-HUMAN SERVICES	953,702,450	69,622,714	857,994,957	95,707,493	169,667,210	688,327,747	26,084,779
		2-INFRASTRUCTURE	277,493,900	2,550,000	254,224,727	23,269,173	95,493,198	158,731,530	20,719,173
		3-MITIGATION	11,983,923	3,987,967	3,819,956	8,163,967	3,391,508	428,448	4,176,000
		4-OPERATIONS	238,200,000		235,517,600	2,682,400	227,865,650	7,651,950	2,682,400
		5-ADMINISTRATION	611,679,616	72,861,884	531,785,408	79,894,208	310,508,055	221,277,353	7,032,324
		TOTAL	2,093,059,889	149,022,566	1,883,342,649	209,717,241	806,925,621	1,076,417,028	60,694,675
1607DR	LOUISIANA	1-HUMAN SERVICES	590,562,832	48,496,105	542,066,202	48,496,630	10,311,642	531,754,560	525
		2-INFRASTRUCTURE	211,064,097		208,804,367	2,259,730	147,827,185	60,977,182	2,259,730
		3-MITIGATION	5,278,527	735,040	4,533,487	745,040	2,988,858	1,544,629	10,000
		4-OPERATIONS	521,036,000		521,036,000		469,614,348	51,421,652	
		5-ADMINISTRATION	418,809,263	41,300,610	373,427,051	45,382,212	223,609,184	149,817,866	4,081,602
		TOTAL	1,746,750,718	90,531,755	1,649,867,107	96,883,612	854,351,217	795,515,889	6,351,857
3259EM	FLORIDA	2-INFRASTRUCTURE	8,700,000		8,590,346	109,654	3,631,590	4,958,756	109,654
		4-OPERATIONS	10,000		10,000		10,000		
		5-ADMINISTRATION	1,280,801		1,280,801		1,211,541	69,260	
		TOTAL	9,990,801		9,881,146	109,654	4,853,131	5,028,015	109,654
3260EM	LOUISIANA	2-INFRASTRUCTURE							
		4-OPERATIONS	100,000		100,000		100,000		
		5-ADMINISTRATION	175,000		175,000		175,000		
		TOTAL	275,000		275,000		275,000		
3261EM	TEXAS	2-INFRASTRUCTURE	5,135,000		5,078,077	56,923	472,242	4,605,835	56,923
		4-OPERATIONS	5,000,000		5,000,000		5,000,000		
		5-ADMINISTRATION	100,864,539		100,864,539		95,515,012	5,349,527	
		TOTAL	110,999,539		110,942,616	56,923	100,987,254	9,955,362	56,923
GRAND TOTAL			3,961,075,947	239,554,321	3,654,308,517	306,767,430	1,767,392,223	1,886,916,294	67,213,110

RITA MISSION ASSIGNMENTS

AS OF 04-26-2006

OBLIGATIONS	
DHS AGENCIES	Total
CBP	12,000,000
FPS	12,095,000
NCS	5,862,685
USCG	26,741,000
Subtotal, DHS	56,698,685
OTHER AGENCIES	Total
APHIS	20,000
ARC	40,000
BIA	317,600
BUREC	1,000,000
CDC	
CNCS	240,000
COE-MVD	384,375,000
COE-NAD	
COE-SAD	155,000
COE-SWD	265,635,000
DHUD	120,000
DOD	48,480,000
DOE	60,000
DOI	5,000
DOT	67,022,000
EPA	44,545,000
GSA	540,000
HHS	83,290,000
NGA	690,000
NOAA	2,790,000
TREAS	80,000
TVA	2,080,000
USDA	6,470,000
USFS	180,905,000
USGS	44,000
USPC	1,000,000
VA	10,000,000
Subtotal, Other Agencies	1,099,903,600
GRAND TOTAL MA s	1,156,602,285

WILMA DECLARATIONS BY MAJOR OBJECT CLASS

AS OF 04-26-2006

PROGRAM AREA	PROGRAM NAME	ALLOCATIONS	UN-OBLIGATED COMMITMENTS	OBLIGATIONS	UN-OBLIGATED ALLOCATIONS(c)	UN-LIQUIDATED OBLIGATIONS	EXPENDITURES	ALLOCATION AVAILABLE
1-HUMAN SERVICES	2503-UNEMPLOYMENT	5,770,125		5,770,125			5,770,125	
	2504-CRISIS COUNSELING-NIMH	3,246,808		3,246,808			3,246,808	
	2576-LEGAL SERVICES	5,000		5,000			5,000	
	2592-INSPECTIONS	42,429,400		42,429,256	144	5,782,099	36,647,157	144
	4149-OTHER NEEDS ASSISTANCE	183,000,000		183,000,000		40,000,910	142,999,090	
	414X-HOUSING ASSISTANCE	163,715,000		163,695,000	20,000	20,345,191	143,349,809	20,000
	4152-CRISIS COUNSELING-SCC	2,628,148		1,164,961	1,463,187		1,164,961	1,463,187
	TOTAL	489,807,481	9,337,656	475,841,258	13,966,223	79,820,267	396,020,991	4,628,567
2-INFRASTRUCTURE	2594-INSPECTIONS	44,126,700	8,831,400	35,295,300	8,831,400	19,906,311	15,388,989	
	416X-PUBLIC ASSISTANCE	784,050,000		748,010,077	36,039,923	347,371,143	400,638,934	36,039,923
	TOTAL	828,176,700	8,831,400	783,305,377	44,871,323	367,277,453	416,027,924	36,039,923
3-MITIGATION	2593-INSPECTIONS	1,000,000	35,203	899,797	100,203	777,916	121,881	65,000
	TOTAL	1,000,000	35,203	899,797	100,203	777,916	121,881	65,000
4-OPERATIONS	2507-MISSIONS-TA	700,000		700,000		679,925	20,075	
	2508-MISSIONS-DFA	233,328,384		233,328,384		232,595,129	733,254	
	TOTAL	234,028,384		234,028,384		233,275,054	753,329	
5-ADMINISTRATION	11XX-SALARIES & BENEFITS	37,113,330		30,933,425	6,179,905		30,933,425	6,179,905
	21XX-TRAVEL	13,059,700	167,200	12,746,868	312,832	721,136	12,025,732	145,632
	22XX-TRANSPORTION	13,625,440	2,010,000	10,625,440	3,000,000	8,200,484	2,424,956	990,000
	23XX-RENT, COMM, UTILITIES	6,221,000	374,149	5,673,876	547,124	1,525,770	4,148,106	172,975
	24XX-PRINT & REPRO	423,500	39,928	286,870	136,630	172,954	113,916	96,702
	2501-MISSIONS-FOS	147,029,012		132,204,012	14,825,000	123,641,023	8,562,989	14,825,000
	25XX-OTHER SERVICES	21,922,000	8,775,469	13,054,107	8,867,893	10,804,688	2,249,419	92,424
	26XX-SUPPLIES & MATERIALS	91,470,000	16,087,313	74,707,295	16,762,705	73,586,810	1,120,485	675,392
	31XX-EQUIPMENT	2,310,000	1,851,853	891,919	1,418,081	517,448	374,471	(433,772)
	32XX-LAND & STRUCTURES	99,225	29,932	69,293	29,932	51,001	18,292	
4101-URBAN SEARCH & RESCUE	6,216,000		5,963,794	252,206	5,435,265	528,529	252,206	
TOTAL	339,489,207	29,335,844	287,156,899	52,332,308	224,656,579	62,500,319	22,996,465	
GRAND TOTAL	1,892,501,772	47,540,103	1,781,231,714	111,270,057	905,807,270	875,424,444	63,729,955	

WILMA DECLARATIONS BY PROGRAM AREA

AS OF 04-26-2006

PROGRAM CODE	STATE NAME	PROGRAM AREA	ALLOCATIONS	UN-OBLIGATED COMMITMENTS	OBLIGATIONS	UN-OBLIGATED ALLOCATIONS(c)	LIQUIDATED OBLIGATIONS	EXPENDITURES	ALLOCATION AVAILABLE
1609DR	FLORIDA	1-HUMAN SERVICES	489,807,481	9,337,656	475,841,258	13,966,223	79,820,267	396,020,991	4,628,567
		2-INFRASTRUCTURE	828,176,700	8,831,400	783,305,377	44,871,323	367,277,453	416,027,924	36,039,923
		3-MITIGATION	1,000,000	35,203	899,797	100,203	777,916	121,881	65,000
		4-OPERATIONS	234,028,384		234,028,384		233,275,054	753,329	
		5-ADMINISTRATION	339,489,207	29,335,844	287,156,899	52,332,308	224,656,579	62,500,319	22,996,465
		TOTAL	1,892,501,772	47,540,103	1,781,231,714	111,270,057	905,807,270	875,424,444	63,729,955
GRAND TOTAL			1,892,501,772	47,540,103	1,781,231,714	111,270,057	905,807,270	875,424,444	63,729,955

WILMA MISSION ASSIGNMENTS

AS OF 04-26-2006

OBLIGATIONS	
DHS AGENCIES	Total
FPS	30,521,512
NCS	40,000
USCG	120,000
Subtotal, DHS	30,681,512
OTHER AGENCIES	Total
CIA	200,000
CNCS	1,250,000
COE-SAD	293,772,000
DOC	200,000
DOD	3,550,000
DOE	55,000
DOI	28,384
DOT	20,258,000
EPA	440,000
GSA	130,000
HHS	9,395,000
NOAA	115,000
NPS	
SSA	200,000
USDA	330,000
USDJ	45,000
USFS	5,580,000
USFWS	
USGS	2,500
Subtotal, Other Agencies	335,550,884
GRAND TOTAL MA s	366,232,396



**FINANCIAL INFORMATION TOOL
FOR HURRICANE KATRINA, RITA, & WILMA DECLARATIONS ONLY
NOTES & TERMS**

ITEM	DESCRIPTION
21XX-TRAVEL OF PEOPLE	Travel & transportation costs of FEMA employees and evacuating disaster victims
22XX-TRANSPORT OF THINGS	Transporting things such as express mail and equipment
23XX-RENT, COMM, UTILITIES	JFO Office space, DRC Office space, phone lines, electricity, water, etc.
24XX-PRINT & REPRO	Quick Copy service, printing and duplicating , etc.
2501-MISSIONS-FOS	Federal Operational Support - OFA Administrative costs such as travel, overtime, etc.
2503-UNEMPLOYMENT	Unemployment assistance to disaster victims
2507-MISSIONS-TA	Technical Assistance - provided by an OFA to the State & Local Governments
2508-MISSIONS-DFA	Direct Federal Assistance - provided by OFAs to directly benefit the State/Local Government and/or citizens usually commodities and services like ice, water, meals, etc.
2576-LEGAL SERVICES	Provided to assist disaster victims
2592-INSPECTIONS IHP/IFG	To inspect individual disaster victim's homes to determine eligibility for FEMA assistance programs
2593-INSPECTIONS HMTAP	To provide inspections, reviews and other technical assistance related to the Hazard Mitigation Program
2594-INSPECTIONS PA TAC	To prepare preliminary damage assessments and damage survey reports for the Public Assistance Program
25XX-OTHER SERVICES	Other services provided by contract not otherwise categorized
26XX-SUPPLIES & MATERIALS	Office supplies, IT supplies, safety supplies, fuel, clothing, food, drinking water, parts, etc.
31XX-EQUIPMENT	Durable personal property that has an expected life of 1 year or more such as equipment, tools, computers, etc.
32XX-LAND & STRUCTURES	Real estate and permanent improvements to real estate
4101-URBAN SEARCH & RESCUE	Cost of searching for and rescuing disaster victims from the disaster site(s)
414X-HOUSING & OTHER NEEDS	Awards to disaster victims for rent, hotels, minimal repairs, replacement, etc.
4154-OTHER NEEDS	Awards to disaster victims for medical, dental, funeral, personal property, clothing, furniture, and similar needs
416X-PUBLIC ASSISTANCE	Grants to States for projects under Infrastructue also known as the Public Assistance Program
4173-HAZARD MITIGATION	Grants to States for projects under the Mitigation Program
CRISIS COUNSELING	Grants to States or to the National Institutes of Mental Health to assist disaster victims
DRC	Disaster Recovery Center for assisting disaster victims in applying for disaster assistance
JFO	Joint Field Office
MANUFACTURED HOUSING	Costs of setting up short term temporary housing for disaster victims including manufactured housing and pad setup
OFA	Other Federal Agency other than FEMA
PROGRAM CODE	Disaster Number
PROGRAM NAME	Identifies and groups costs associated with a specific FEMA Program
VENDOR ALPHA	Name of private company, OFA, or State/Local government with whom FEMA has contracted to provide commodities or services, or pay grants/awards

FINANCIAL INFORMATION TOOL
FOR HURRICANE KATRINA, RITA, & WILMA DECLARATIONS ONLY
VENDORS WITH CUMMULATIVE OBLIGATIONS GREATER THAN OR EQUAL TO \$50 MILLION IN DESCENDING ORDER BY OBLIGATIONS
AS OF 04-26-2006

VENDOR ALPHA	OBLIGATIONS	EXPENDITURES
LA OFFICE OF HOMELAND SECURITY	7,185,602,293.53	5,722,443,279.75
US ARMY CORPS OF ENGINEERS	4,928,267,515.87	361,080,624.15
MISSISSIPPI, STATE OF	2,250,902,889.48	1,650,688,614.24
DEPARTMENT OF DEFENSE	1,487,840,231.52	342,196,328.69
TX DEPARTMENT OF PUBLIC SAFETY	1,403,014,208.95	1,080,012,526.85
FLORIDA BUREAU OF DISASTER	1,265,615,279.30	784,660,153.63
FLUOR DANIEL INC	803,736,379.98	506,102,039.94
ENVIRONMENTAL PROTECTION AGENCY	763,213,137.00	9,160,713.75
GULF STREAM COACH, INC.	547,697,225.00	533,199,572.00
CORPORATE LODGING CONSULTANTS, INC.	522,193,600.00	383,086,359.50
DEPARTMENT OF TRANSPORTATION	510,169,213.00	132,286,836.71
BECHTEL NATIONAL, INC.	466,269,873.50	326,878,570.32
US COAST GUARD	442,418,501.00	11,353,911.32
SHAW ENVIRONMENTAL & INFRASTRUCTURE	418,613,869.50	268,148,943.84
USDA FOREST SERVICE	385,040,788.00	5,249.90
MORGAN BUILDINGS & SPAS, INC.	372,324,890.00	342,148,693.03
US DEPARTMENT OF LABOR	353,796,233.00	353,489,171.44
PRECISION HOMES	287,515,000.00	280,878,481.99
AMERICAN RED CROSS	285,294,800.00	248,948,173.63
DEPARTMENT OF HEALTH AND HUMAN SERVICES	273,783,677.27	16,103,750.17
CH2M HILL CONSTRUCTORS, INC.	240,007,812.74	152,181,490.58
AL EMERGENCY MANAGEMENT AGENCY	223,686,835.78	188,292,247.98
FEDERAL PROTECTIVE SERVICE/DHS	222,239,956.63	961,462.96
GENERAL SERVICES ADMINISTRATION	184,918,410.82	17,974,136.82
CLEARBROOK LLC	180,427,412.00	138,892,880.04
GBL'S	155,022,500.00	108,903,434.27
FEMA GROUP TRAVEL	146,594,572.15	123,553,853.10
CMH MANUFACTURING, INC.	138,967,578.79	114,108,575.79
PARTNERSHIP FOR RESPONSE & RECOVERY	136,826,326.79	101,064,867.33
NORTH AMERICAN CATASTROPHE SVCS INC	127,793,643.64	122,896,591.99
BOURGET'S OF THE SOUTH, LLC	119,499,655.60	119,499,655.60
NISTC	116,003,700.00	57,137,994.04
ALLTECH	113,709,059.60	87,777,082.94
EMERGENCY RESPONSE PROG MANAGEMENT	113,308,800.00	75,423,801.74
AMERICOLD LOGISTICS LLC	89,668,506.58	87,432,736.39
HOUSING & URBAN DEVELOPMENT	83,065,000.00	32,431,709.57
CHAMPION HOME BUILDERS CO	80,759,579.79	70,400,027.50
US BANK	72,105,917.55	29,381,312.41
CUSTOMS AND BORDER PROTECTION	61,177,879.00	6,795,166.08
U S DEPARTMENT OF JUSTICE	55,674,600.00	3,300,991.21
CITIBANK	52,856,962.88	50,059,704.36
Grand Total	27,667,624,316.24	15,041,341,717.55

FINANCIAL INFORMATION TOOL
FOR HURRICANE KATRINA, RITA, & WILMA DECLARATIONS ONLY
VENDORS WITH CUMMULATIVE OBLIGATIONS GREATER THAN OR EQUAL TO \$50 MILLION IN DESCENDING ORDER BY OBLIGATIONS
AS OF 04-26-2006

VENDOR ALPHA	PROGRAM NAME	PROG CODE	STATE NAME	EVENT NAME	OBLIGATIONS	EXPENDITURES	
LA OFFICE OF HOMELAND SECURITY	414X-HOUSING & OTHER NEEDS	1603DR	LOUISIANA	KATRINA	4,343,847,733.96	4,326,951,661.63	
		1607DR	LOUISIANA	RITA	501,735,852.36	499,059,104.03	
	416X-PUBLIC ASSISTANCE	1603DR	LOUISIANA	KATRINA	2,119,956,323.10	828,688,782.25	
		1607DR	LOUISIANA	RITA	204,952,457.11	60,415,193.26	
	4173-HAZARD MITIGATION	1603DR	LOUISIANA	KATRINA	2,468,240.00		
		1607DR	LOUISIANA	RITA	433,544.00		
	CRISIS COUNSELING	1603DR	LOUISIANA	KATRINA	12,208,143.00	7,328,538.58	
LA OFFICE OF HOMELAND SECURITY Total					7,185,602,293.53	5,722,443,279.75	
US ARMY CORPS OF ENGINEERS	2501-MISSIONS-FOS	1602DR	FLORIDA	KATRINA	335,000.00	36,684.52	
		1603DR	LOUISIANA	KATRINA	47,273,364.00	2,625,154.13	
		1604DR	MISSISSIPPI	KATRINA	454,590,739.91	54,993,091.23	
		1605DR	ALABAMA	KATRINA	30,300,000.00	9,690,258.33	
		1606DR	TEXAS	RITA	41,595,000.00	3,258,682.80	
		1607DR	LOUISIANA	RITA	2,825,000.00	250,681.90	
		1609DR	FLORIDA	WILMA	70,822,000.00	8,511,084.60	
		3213EM	MISSISSIPPI	KATRINA	160,561.11	56,404.93	
		3214EM	ALABAMA	KATRINA			
		3259EM	FLORIDA	RITA	155,000.00	24,459.06	
		3261EM	TEXAS	RITA	5,590,000.00	14,958.43	
		2507-MISSIONS-TA	1603DR	LOUISIANA	KATRINA	7,180,000.00	253,089.98
			1604DR	MISSISSIPPI	KATRINA	243,255.98	122,758.06
	1606DR		TEXAS	RITA	150,000.00	7,204.17	
	1607DR		LOUISIANA	RITA	1,000,000.00	57,352.50	
	1609DR		FLORIDA	WILMA	600,000.00	17,025.08	
	2508-MISSIONS-DFA	1603DR	LOUISIANA	KATRINA	2,070,992,000.00	54,907,391.52	
		1604DR	MISSISSIPPI	KATRINA	1,221,755,594.87	115,722,463.36	
		1605DR	ALABAMA	KATRINA	151,000,000.00	51,280,277.46	
		1606DR	TEXAS	RITA	213,350,000.00	7,644,745.51	
		1607DR	LOUISIANA	RITA	380,500,000.00	50,873,602.12	
		1609DR	FLORIDA	WILMA	222,350,000.00	733,254.46	
		3260EM	LOUISIANA	RITA			
		3261EM	TEXAS	RITA	5,000,000.00		
	25XX-OTHER SERVICES	1603DR	LOUISIANA	KATRINA	500,000.00		
	US ARMY CORPS OF ENGINEERS Total					4,928,267,515.87	361,080,624.15
	MISSISSIPPI, STATE OF	414X-HOUSING & OTHER NEEDS	1604DR	MISSISSIPPI	KATRINA	1,187,809,759.99	1,142,994,228.79
		416X-PUBLIC ASSISTANCE	1604DR	MISSISSIPPI	KATRINA	1,054,715,965.49	504,937,901.45
4173-HAZARD MITIGATION		1604DR	MISSISSIPPI	KATRINA	5,374,186.00	243,506.00	
CRISIS COUNSELING		1604DR	MISSISSIPPI	KATRINA	3,002,978.00	2,512,978.00	
MISSISSIPPI, STATE OF Total					2,250,902,889.48	1,650,688,614.24	
DEPARTMENT OF DEFENSE	2501-MISSIONS-FOS	1602DR	FLORIDA	KATRINA	100,000.00		
		1603DR	LOUISIANA	KATRINA	270,475,000.00	10,734,231.21	
		1604DR	MISSISSIPPI	KATRINA	770,180,208.70	232,628,212.17	
		1605DR	ALABAMA	KATRINA	2,510,000.00		
		1606DR	TEXAS	RITA	23,100,000.00		
		1607DR	LOUISIANA	RITA			
		1609DR	FLORIDA	WILMA	2,650,000.00		
		3212EM	LOUISIANA	KATRINA	250,000.00		
		3213EM	MISSISSIPPI	KATRINA	10,000.00	8,102.84	
		3214EM	ALABAMA	KATRINA			
		3216EM	TEXAS	KATRINA	20,000.00		
		3259EM	FLORIDA	RITA	255,000.00		
		3260EM	LOUISIANA	RITA			
		3261EM	TEXAS	RITA	11,315,000.00	3,190,786.76	
		2507-MISSIONS-TA	1603DR	LOUISIANA	KATRINA	271,500.00	

VENDOR ALPHA	PROGRAM NAME	PROG CODE	STATE NAME	EVENT NAME	OBLIGATIONS	EXPENDITURES
	2508-MISSIONS-DFA	1603DR	LOUISIANA	KATRINA	24,812,000.00	193,651.00
		1604DR	MISSISSIPPI	KATRINA	54,950,344.86	3,730,749.57
		1606DR	TEXAS	RITA	2,810,000.00	
		1607DR	LOUISIANA	RITA	11,000,000.00	
		1609DR	FLORIDA	WILMA	900,000.00	
		3216EM	TEXAS	KATRINA		
	25XX-OTHER SERVICES	1603DR	LOUISIANA	KATRINA	16,082.04	
		1604DR	MISSISSIPPI	KATRINA	313,372.80	117,012.60
		1605DR	ALABAMA	KATRINA	79,950.24	
	26XX-SUPPLIES & MATERIALS	1603DR	LOUISIANA	KATRINA	149,535,482.19	91,588,158.78
		1604DR	MISSISSIPPI	KATRINA	90,958,532.13	
		1609DR	FLORIDA	WILMA	70,371,168.00	
	MANUFACTURED HOUSING	1603DR	LOUISIANA	KATRINA	451,276.92	
		1604DR	MISSISSIPPI	KATRINA	425,363.40	5,423.76
		1606DR	TEXAS	RITA	79,950.24	
DEPARTMENT OF DEFENSE Total					1,487,840,231.52	342,196,328.69
TX DEPARTMENT OF PUBLIC SAFETY	414X-HOUSING & OTHER NEEDS	1606DR	TEXAS	RITA	636,014,000.00	501,473,125.88
	4154-OTHER NEEDS	1606DR	TEXAS	RITA	68,880,000.00	65,715,784.27
	416X-PUBLIC ASSISTANCE	1606DR	TEXAS	RITA	242,294,327.46	152,126,721.10
		3216EM	TEXAS	KATRINA	439,874,884.74	352,039,743.95
		3261EM	TEXAS	RITA	5,078,076.75	4,605,834.60
	4173-HAZARD MITIGATION	1606DR	TEXAS	RITA	583,932.00	8,733.05
	CRISIS COUNSELING	1603DR	LOUISIANA	KATRINA	9,638,246.00	4,042,584.00
		1606DR	TEXAS	RITA	650,742.00	
TX DEPARTMENT OF PUBLIC SAFETY Total					1,403,014,208.95	1,080,012,526.85
FLORIDA BUREAU OF DISASTER	414X-HOUSING & OTHER NEEDS	1609DR	FLORIDA	WILMA	346,695,000.00	286,348,899.22
	416X-PUBLIC ASSISTANCE	1602DR	FLORIDA	KATRINA	149,780,804.38	87,949,052.16
		1609DR	FLORIDA	WILMA	748,010,077.08	400,638,934.18
		3220EM	FLORIDA	KATRINA	7,845,818.93	224,113.72
		3259EM	FLORIDA	RITA	8,590,345.63	4,958,755.75
		1604DR	MISSISSIPPI	KATRINA	3,528,272.00	3,375,437.32
	CRISIS COUNSELING	1609DR	FLORIDA	WILMA	1,164,961.28	1,164,961.28
		FLORIDA BUREAU OF DISASTER Total				
FLUOR DANIEL INC	2594-INSPECTIONS PA TAC	1602DR	FLORIDA	KATRINA	2,800,000.00	1,564,388.91
		1603DR	LOUISIANA	KATRINA	54,114,000.00	13,409,978.45
		1604DR	MISSISSIPPI	KATRINA	28,550,000.00	8,225,403.55
		1605DR	ALABAMA	KATRINA	570,000.00	123,449.31
		1606DR	TEXAS	RITA	4,810,000.00	2,815,229.82
		1607DR	LOUISIANA	RITA	3,852,000.00	562,079.21
		1609DR	FLORIDA	WILMA	11,645,000.00	3,013,396.64
		3216EM	TEXAS	KATRINA	2,250,000.00	874,997.94
		MANUFACTURED HOUSING	1603DR	LOUISIANA	KATRINA	687,114,778.98
	1605DR		ALABAMA	KATRINA	1,816,792.00	1,155,968.58
	1606DR		TEXAS	RITA	4,701,226.00	1,639,473.31
	1609DR		FLORIDA	WILMA	1,512,583.00	321,226.10
	FLUOR DANIEL INC Total					803,736,379.98
ENVIRONMENTAL PROTECTION AGENCY	2501-MISSIONS-FOS	1602DR	FLORIDA	KATRINA	20,000.00	
		1603DR	LOUISIANA	KATRINA	22,517,000.00	
		1604DR	MISSISSIPPI	KATRINA	2,529,200.00	749,561.82
		1605DR	ALABAMA	KATRINA	10,000.00	4,164.37
		1606DR	TEXAS	RITA	10,000.00	
		1609DR	FLORIDA	WILMA	40,000.00	4,264.10
		3213EM	MISSISSIPPI	KATRINA	10,000.00	6,188.73
		3214EM	ALABAMA	KATRINA		
		3259EM	FLORIDA	RITA	10,000.00	
		3260EM	LOUISIANA	RITA	25,000.00	
		3261EM	TEXAS	RITA	5,000,000.00	
		2507-MISSIONS-TA	1603DR	LOUISIANA	KATRINA	2,500,000.00
	1604DR		MISSISSIPPI	KATRINA	12,300,000.00	1,543,422.91

VENDOR ALPHA	PROGRAM NAME	PROG CODE	STATE NAME	EVENT NAME	OBLIGATIONS	EXPENDITURES	
	2508-MISSIONS-DFA	1605DR	ALABAMA	KATRINA	3,000,000.00	114,778.35	
		1609DR	FLORIDA	WILMA	100,000.00	3,049.85	
		3214EM	ALABAMA	KATRINA			
		1603DR	LOUISIANA	KATRINA	197,000,000.00		
		1604DR	MISSISSIPPI	KATRINA	57,000,000.00	6,245,236.65	
		1605DR	ALABAMA	KATRINA	27,000,000.00	490,046.97	
		1607DR	LOUISIANA	RITA	39,500,000.00		
		1609DR	FLORIDA	WILMA	300,000.00		
		25XX-OTHER SERVICES	1603DR	LOUISIANA	KATRINA	258,065,898.00	
			1607DR	LOUISIANA	RITA	136,276,039.00	
ENVIRONMENTAL PROTECTION AGENCY Total					763,213,137.00	9,160,713.75	
GULF STREAM COACH, INC.	22XX-TRANSPORT OF THINGS MANUFACTURED HOUSING	1603DR	LOUISIANA	KATRINA	26,319,725.00	12,478,479.00	
		1603DR	LOUISIANA	KATRINA	100,621,000.00	100,594,054.00	
		1604DR	MISSISSIPPI	KATRINA	73,885,500.00	73,567,852.00	
		1605DR	ALABAMA	KATRINA	346,871,000.00	346,559,187.00	
GULF STREAM COACH, INC. Total					547,697,225.00	533,199,572.00	
CORPORATE LODGING CONSULTANTS, INC.	21XX-TRAVEL OF PEOPLE 25XX-OTHER SERVICES	1604DR	MISSISSIPPI	KATRINA	45,000.00	39,784.85	
		1603DR	LOUISIANA	KATRINA	227,989,384.00	180,202,341.47	
		1604DR	MISSISSIPPI	KATRINA	108,724,206.00	78,432,285.54	
		1605DR	ALABAMA	KATRINA	26,102,430.00	18,703,900.07	
		1606DR	TEXAS	RITA	90,560,262.00	63,428,228.19	
		1607DR	LOUISIANA	RITA	68,772,318.00	42,279,819.38	
CORPORATE LODGING CONSULTANTS, INC. Total					522,193,600.00	383,086,359.50	
DEPARTMENT OF TRANSPORTATION	21XX-TRAVEL OF PEOPLE 2501-MISSIONS-FOS	1604DR	MISSISSIPPI	KATRINA			
		1602DR	FLORIDA	KATRINA	2,018,500.00	129,912.88	
		1603DR	LOUISIANA	KATRINA	71,193,000.00	1,949,102.18	
		1604DR	MISSISSIPPI	KATRINA	56,362,000.00	5,985,191.90	
		1605DR	ALABAMA	KATRINA	24,057,500.00	6,292.23	
		1606DR	TEXAS	RITA	30,331,000.00	14,547,615.67	
		1607DR	LOUISIANA	RITA	25,110,000.00	8,112,959.55	
		1609DR	FLORIDA	WILMA	20,258,000.00	44,305.88	
		3212EM	LOUISIANA	KATRINA	6,120,000.00	134,839.68	
		3213EM	MISSISSIPPI	KATRINA	35,000.00	16,073.98	
		3214EM	ALABAMA	KATRINA			
		3215EM	ARKANSAS	KATRINA	50,000.00		
		3216EM	TEXAS	KATRINA	650,000.00		
		3259EM	FLORIDA	RITA	10,000.00		
		3261EM	TEXAS	RITA	1,571,000.00		
		2507-MISSIONS-TA	1604DR	MISSISSIPPI	KATRINA	50,000.00	
			1603DR	LOUISIANA	KATRINA	256,000,000.00	99,569,499.87
		2508-MISSIONS-DFA	1604DR	MISSISSIPPI	KATRINA	3,353,213.00	
			1607DR	LOUISIANA	RITA	10,000,000.00	490,697.23
			3215EM	ARKANSAS	KATRINA	500,000.00	
			3216EM	TEXAS	KATRINA	2,500,000.00	1,300,345.66
			3260EM	LOUISIANA	RITA		
		DEPARTMENT OF TRANSPORTATION Total					510,169,213.00
BECHTEL NATIONAL, INC.	25XX-OTHER SERVICES MANUFACTURED HOUSING	1604DR	MISSISSIPPI	KATRINA	8,116,537.50		
		1603DR	LOUISIANA	KATRINA	1,117,125.00		
		1604DR	MISSISSIPPI	KATRINA	457,036,211.00	326,878,570.32	
BECHTEL NATIONAL, INC. Total					466,269,873.50	326,878,570.32	
US COAST GUARD	2501-MISSIONS-FOS	1602DR	FLORIDA	KATRINA	1.00		
		1603DR	LOUISIANA	KATRINA	3,275,000.00		
		1604DR	MISSISSIPPI	KATRINA	13,970,000.00	44,415.83	
		1605DR	ALABAMA	KATRINA	2,275,000.00	147,241.63	
		1606DR	TEXAS	RITA	100,000.00		
		1609DR	FLORIDA	WILMA	50,000.00		
		3214EM	ALABAMA	KATRINA			
		3259EM	FLORIDA	RITA	16,000.00		
		3260EM	LOUISIANA	RITA	25,000.00		
		3261EM	TEXAS	RITA	200,000.00		

VENDOR ALPHA	PROGRAM NAME	PROG CODE	STATE NAME	EVENT NAME	OBLIGATIONS	EXPENDITURES
	2507-MISSIONS-TA	1603DR	LOUISIANA	KATRINA	37,500.00	
	2508-MISSIONS-DFA	1603DR	LOUISIANA	KATRINA	165,000,000.00	11,162,253.86
		1604DR	MISSISSIPPI	KATRINA	231,000,000.00	
		1605DR	ALABAMA	KATRINA		
		1606DR	TEXAS	RITA	8,000,000.00	
		1607DR	LOUISIANA	RITA	18,400,000.00	
		1609DR	FLORIDA	WILMA	70,000.00	
US COAST GUARD Total					442,418,501.00	11,353,911.32
SHAW ENVIRONMENTAL & INFRASTRUCTURE	MANUFACTURED HOUSING	1603DR	LOUISIANA	KATRINA	383,875,331.50	244,706,780.14
		1604DR	MISSISSIPPI	KATRINA	2,756,363.00	1,446,033.17
		1605DR	ALABAMA	KATRINA	9,949,690.00	4,563,813.19
		1606DR	TEXAS	RITA	20,528,590.00	16,174,672.23
		1607DR	LOUISIANA	RITA	1,503,895.00	1,257,645.11
SHAW ENVIRONMENTAL & INFRASTRUCTURE Total					418,613,869.50	268,148,943.84
USDA FOREST SERVICE	2501-MISSIONS-FOS	1602DR	FLORIDA	KATRINA	735,000.00	
		1603DR	LOUISIANA	KATRINA	139,776,000.00	
		1604DR	MISSISSIPPI	KATRINA	8,607,000.00	
		1605DR	ALABAMA	KATRINA	1,280,000.00	
		1606DR	TEXAS	RITA	124,330,000.00	
		1609DR	FLORIDA	WILMA	5,910,000.00	
		3213EM	MISSISSIPPI	KATRINA	80,288.00	
		3214EM	ALABAMA	KATRINA		
		3216EM	TEXAS	KATRINA	5,000.00	2,655.53
		3217EM	TENNESSEE	KATRINA		
		3218EM	GEORGIA	KATRINA		
		3222EM	NORTH CAROLINA	KATRINA		
		3231EM	KENTUCKY	KATRINA		
		3233EM	SOUTH CAROLINA	KATRINA		
		3241EM	ARIZONA	KATRINA	2,000,000.00	1,962.93
		3259EM	FLORIDA	RITA	740,000.00	
		3261EM	TEXAS	RITA	21,155,000.00	
	2507-MISSIONS-TA	1602DR	FLORIDA	KATRINA	10,000.00	
		1604DR	MISSISSIPPI	KATRINA	62,500.00	
	2508-MISSIONS-DFA	1603DR	LOUISIANA	KATRINA	10,000,000.00	
		1604DR	MISSISSIPPI	KATRINA	6,700,000.00	631.44
		1606DR	TEXAS	RITA	650,000.00	
		1607DR	LOUISIANA	RITA	40,500,000.00	
		3216EM	TEXAS	KATRINA	22,500,000.00	
USDA FOREST SERVICE Total					385,040,788.00	5,249.90
MORGAN BUILDINGS & SPAS, INC.	25XX-OTHER SERVICES	1606DR	TEXAS	RITA	14,996.00	14,996.00
	31XX-EQUIPMENT	1603DR	LOUISIANA	KATRINA	125,000.00	125,000.00
	MANUFACTURED HOUSING	1603DR	LOUISIANA	KATRINA	114,362,394.00	84,186,197.03
		1604DR	MISSISSIPPI	KATRINA	26,122,500.00	26,122,500.00
		1605DR	ALABAMA	KATRINA	231,700,000.00	231,700,000.00
MORGAN BUILDINGS & SPAS, INC. Total					372,324,890.00	342,148,693.03
US DEPARTMENT OF LABOR	2501-MISSIONS-FOS	1603DR	LOUISIANA	KATRINA		
		1604DR	MISSISSIPPI	KATRINA	325,000.00	17,938.44
	2503-UNEMPLOYMENT	1603DR	LOUISIANA	KATRINA	256,039,802.00	256,039,802.00
		1604DR	MISSISSIPPI	KATRINA	72,450,000.00	72,450,000.00
		1605DR	ALABAMA	KATRINA	1,372,364.00	1,372,364.00
		1606DR	TEXAS	RITA	6,529,529.00	6,529,529.00
		1607DR	LOUISIANA	RITA	11,309,413.00	11,309,413.00
		1609DR	FLORIDA	WILMA	5,770,125.00	5,770,125.00
US DEPARTMENT OF LABOR Total					353,796,233.00	353,489,171.44
PRECISION HOMES	MANUFACTURED HOUSING	1603DR	LOUISIANA	KATRINA	125,000,000.00	125,000,000.00
		1605DR	ALABAMA	KATRINA	162,515,000.00	155,878,481.99
PRECISION HOMES Total					287,515,000.00	280,878,481.99
AMERICAN RED CROSS	2501-MISSIONS-FOS	1603DR	LOUISIANA	KATRINA	50,000.00	11,159.43
		1606DR	TEXAS	RITA	30,000.00	
		3232EM	MISSOURI	KATRINA	5,000.00	

VENDOR ALPHA	PROGRAM NAME	PROG CODE	STATE NAME	EVENT NAME	OBLIGATIONS	EXPENDITURES
		3261EM	TEXAS	RITA	10,000.00	
	25XX-OTHER SERVICES	1603DR	LOUISIANA	KATRINA	125,400,000.00	110,000,000.00
		1604DR	MISSISSIPPI	KATRINA	59,850,000.00	52,500,000.00
		1605DR	ALABAMA	KATRINA	14,250,000.00	12,500,000.00
		1606DR	TEXAS	RITA	48,450,000.00	41,437,014.20
		1607DR	LOUISIANA	RITA	37,050,000.00	32,500,000.00
	31XX-EQUIPMENT	1604DR	MISSISSIPPI	KATRINA	199,800.00	
AMERICAN RED CROSS Total					285,294,800.00	248,948,173.63
DEPARTMENT OF HEALTH AND HUMAN SERVICES	2501-MISSIONS-FOS	1602DR	FLORIDA	KATRINA	365,000.00	
		1603DR	LOUISIANA	KATRINA	515,000.00	
		1604DR	MISSISSIPPI	KATRINA	695,000.00	
		1605DR	ALABAMA	KATRINA	50,000.00	
		1606DR	TEXAS	RITA	23,000,000.00	
		1609DR	FLORIDA	WILMA	1,230,000.00	
		3213EM	MISSISSIPPI	KATRINA	50,000.00	
		3214EM	ALABAMA	KATRINA		
		3215EM	ARKANSAS	KATRINA	10,000.00	
		3216EM	TEXAS	KATRINA	80,000.00	
		3217EM	TENNESSEE	KATRINA	2,000.00	
		3218EM	GEORGIA	KATRINA	52,000.00	
		3222EM	NORTH CAROLINA	KATRINA	2,000.00	
		3231EM	KENTUCKY	KATRINA	2,000.00	
		3233EM	SOUTH CAROLINA	KATRINA	2,000.00	
		3259EM	FLORIDA	RITA	10,000.00	
		3261EM	TEXAS	RITA	40,180,000.00	
	2507-MISSIONS-TA	1603DR	LOUISIANA	KATRINA	30,000.00	
		1604DR	MISSISSIPPI	KATRINA	207,500.00	
		3217EM	TENNESSEE	KATRINA	5,000.00	
	2508-MISSIONS-DFA	1603DR	LOUISIANA	KATRINA	81,649,806.27	
		1604DR	MISSISSIPPI	KATRINA	64,815,500.00	
		1605DR	ALABAMA	KATRINA		
		1607DR	LOUISIANA	RITA	20,100,000.00	
		1609DR	FLORIDA	WILMA	8,165,000.00	
		3215EM	ARKANSAS	KATRINA	3,000,000.00	
		3216EM	TEXAS	KATRINA	10,050,000.00	
		3237EM	ALABAMA	KATRINA	1,000,000.00	
		3260EM	LOUISIANA	RITA		
	25XX-OTHER SERVICES	1604DR	MISSISSIPPI	KATRINA	2,909,940.00	2,701,188.56
		1605DR	ALABAMA	KATRINA	205,500.00	9,118.61
		1606DR	TEXAS	RITA	400,000.00	
		1609DR	FLORIDA	WILMA	10,000.00	
	26XX-SUPPLIES & MATERIALS	1604DR	MISSISSIPPI	KATRINA	3,050,000.00	3,000,000.00
	CRISIS COUNSELING	1604DR	MISSISSIPPI	KATRINA	6,658,389.00	6,658,389.00
		1605DR	ALABAMA	KATRINA	488,246.00	488,246.00
		1606DR	TEXAS	RITA	1,546,988.00	
		1609DR	FLORIDA	WILMA	3,246,808.00	3,246,808.00
DEPARTMENT OF HEALTH AND HUMAN SERVICES Total					273,783,677.27	16,103,750.17
CH2M HILL CONSTRUCTORS, INC.	2507-MISSIONS-TA	1604DR	MISSISSIPPI	KATRINA		
	2592-INSPECTIONS IHP/IFG	1604DR	MISSISSIPPI	KATRINA	1,665,499.84	191,922.91
	MANUFACTURED HOUSING	1603DR	LOUISIANA	KATRINA	147,639,271.58	84,335,617.87
		1604DR	MISSISSIPPI	KATRINA	38,147,852.34	31,190,345.21
		1605DR	ALABAMA	KATRINA	27,195,503.89	20,799,800.00
		1606DR	TEXAS	RITA	25,359,685.09	15,663,804.59
CH2M HILL CONSTRUCTORS, INC. Total					240,007,812.74	152,181,490.58
AL EMERGENCY MANAGEMENT AGENCY	414X-HOUSING & OTHER NEEDS	1605DR	ALABAMA	KATRINA	120,602,026.36	117,139,829.84
	416X-PUBLIC ASSISTANCE	1605DR	ALABAMA	KATRINA	97,214,559.40	68,623,684.37
		3237EM	ALABAMA	KATRINA	2,019,062.02	1,035,972.70
	CRISIS COUNSELING	1605DR	ALABAMA	KATRINA	3,851,188.00	1,492,761.07
AL EMERGENCY MANAGEMENT AGENCY Total					223,686,835.78	188,292,247.98
FEDERAL PROTECTIVE SERVICE/DHS	2501-MISSIONS-FOS	1603DR	LOUISIANA	KATRINA	132,651,820.00	619,180.47

VENDOR ALPHA	PROGRAM NAME	PROG CODE	STATE NAME	EVENT NAME	OBLIGATIONS	EXPENDITURES
		1604DR	MISSISSIPPI	KATRINA	28,452,766.73	252,566.50
		1605DR	ALABAMA	KATRINA	5,452,500.00	54,484.91
		1606DR	TEXAS	RITA	6,760,000.00	
		1607DR	LOUISIANA	RITA	5,000,000.00	
		1609DR	FLORIDA	WILMA	30,371,511.90	
		3213EM	MISSISSIPPI	KATRINA	188,608.00	
		3214EM	ALABAMA	KATRINA	31,478.00	
		3215EM	ARKANSAS	KATRINA	460,000.00	
		3216EM	TEXAS	KATRINA	6,000,000.00	
		3259EM	FLORIDA	RITA	10,000.00	
		3260EM	LOUISIANA	RITA	125,000.00	
		3261EM	TEXAS	RITA	100,000.00	
	2507-MISSIONS-TA	1603DR	LOUISIANA	KATRINA		
	2508-MISSIONS-DFA	1603DR	LOUISIANA	KATRINA		
		1604DR	MISSISSIPPI	KATRINA	700,000.00	35,231.08
		1609DR	FLORIDA	WILMA	150,000.00	
		3260EM	LOUISIANA	RITA	100,000.00	
	25XX-OTHER SERVICES	1602DR	FLORIDA	KATRINA	5,616,000.00	
		1605DR	ALABAMA	KATRINA	70,272.00	
					222,239,956.63	961,462.96
FEDERAL PROTECTIVE SERVICE/DHS Total						
GENERAL SERVICES ADMINISTRATION	21XX-TRAVEL OF PEOPLE	1604DR	MISSISSIPPI	KATRINA	32,208.00	
	22XX-TRANSPORT OF THINGS	1602DR	FLORIDA	KATRINA	20,000.00	2,612.05
		1603DR	LOUISIANA	KATRINA	4,240,000.00	88,559.68
		1604DR	MISSISSIPPI	KATRINA	640,000.00	104,139.20
		1605DR	ALABAMA	KATRINA	401,600.00	15,401.76
		1606DR	TEXAS	RITA	80,000.00	
		1607DR	LOUISIANA	RITA	2,000.00	
		1609DR	FLORIDA	WILMA	400,000.00	
		3215EM	ARKANSAS	KATRINA	25.38	
		3216EM	TEXAS	KATRINA	4,446.27	
		3224EM	COLORADO	KATRINA	16.21	
	23XX-RENT, COMM, UTILITIES	1602DR	FLORIDA	KATRINA	300,000.00	300,000.00
		1603DR	LOUISIANA	KATRINA	5,294,706.00	4,657,456.00
		1604DR	MISSISSIPPI	KATRINA	7,744,451.00	2,379,451.00
		1605DR	ALABAMA	KATRINA	643,984.00	643,983.97
		1606DR	TEXAS	RITA	2,289,430.00	2,289,430.00
		1607DR	LOUISIANA	RITA	1,403,062.00	1,403,062.00
		1609DR	FLORIDA	WILMA	2,308,616.00	1,414,802.82
		3214EM	ALABAMA	KATRINA	30,000.00	30,000.00
	2501-MISSIONS-FOS	1602DR	FLORIDA	KATRINA	165,000.00	
		1603DR	LOUISIANA	KATRINA	6,705,000.00	167,245.49
		1604DR	MISSISSIPPI	KATRINA	62,483,268.36	210,048.54
		1605DR	ALABAMA	KATRINA	11,333,000.00	
		1606DR	TEXAS	RITA	370,000.00	
		1607DR	LOUISIANA	RITA	5,502,685.00	
		1609DR	FLORIDA	WILMA	170,000.00	3,334.32
		3212EM	LOUISIANA	KATRINA		
		3213EM	MISSISSIPPI	KATRINA	1,770,000.00	2,000.80
		3214EM	ALABAMA	KATRINA		
		3215EM	ARKANSAS	KATRINA	60,000.00	7,451.56
		3216EM	TEXAS	KATRINA	285,000.00	7,872.19
		3224EM	COLORADO	KATRINA		
		3259EM	FLORIDA	RITA	10,000.00	
		3261EM	TEXAS	RITA	520,000.00	
	2508-MISSIONS-DFA	1603DR	LOUISIANA	KATRINA	1,000,000.00	
		1604DR	MISSISSIPPI	KATRINA		
		1609DR	FLORIDA	WILMA		
		3212EM	LOUISIANA	KATRINA	1,500,000.00	
		3223EM	UTAH	KATRINA	5,000.00	
	25XX-OTHER SERVICES	1603DR	LOUISIANA	KATRINA	8,509,000.00	1,603,527.06

VENDOR ALPHA	PROGRAM NAME	PROG CODE	STATE NAME	EVENT NAME	OBLIGATIONS	EXPENDITURES
	26XX-SUPPLIES & MATERIALS	1604DR	MISSISSIPPI	KATRINA	53,360,859.15	2,580,063.92
		1605DR	ALABAMA	KATRINA	146,000.00	
		1609DR	FLORIDA	WILMA	5,128,000.00	34,024.00
		1603DR	LOUISIANA	KATRINA	1,053.45	
		1604DR	MISSISSIPPI	KATRINA	60,000.00	29,670.46
GENERAL SERVICES ADMINISTRATION Total					184,918,410.82	17,974,136.82
CLEARBROOK LLC	23XX-RENT, COMM, UTILITIES	1603DR	LOUISIANA	KATRINA	21,724,500.00	19,882,299.83
	25XX-OTHER SERVICES	1603DR	LOUISIANA	KATRINA	40,156,240.00	4,825,063.81
	26XX-SUPPLIES & MATERIALS	1607DR	LOUISIANA	RITA	8,390,250.00	8,189,240.40
	31XX-EQUIPMENT	1603DR	LOUISIANA	KATRINA	8,289,596.00	7,800,560.00
	32XX-LAND & STRUCTURES	1603DR	LOUISIANA	KATRINA	4,559,846.00	930,848.00
	MANUFACTURED HOUSING	1603DR	LOUISIANA	KATRINA	97,306,980.00	97,264,868.00
CLEARBROOK LLC Total					180,427,412.00	138,892,880.04
GBL'S	22XX-TRANSPORT OF THINGS	1602DR	FLORIDA	KATRINA	500,000.00	34,873.16
		1603DR	LOUISIANA	KATRINA	106,000,000.00	81,944,116.01
		1604DR	MISSISSIPPI	KATRINA	26,030,000.00	19,190,573.69
		1605DR	ALABAMA	KATRINA	10,040,000.00	3,880,889.81
		1606DR	TEXAS	RITA	2,250,000.00	1,526,372.21
		1607DR	LOUISIANA	RITA	200,000.00	127,093.76
		1609DR	FLORIDA	WILMA	10,000,000.00	2,199,515.63
	25XX-OTHER SERVICES	1603DR	LOUISIANA	KATRINA	2,500.00	
GBL'S Total					155,022,500.00	108,903,434.27
FEMA GROUP TRAVEL	21XX-TRAVEL OF PEOPLE	1602DR	FLORIDA	KATRINA	2,064,000.00	1,726,847.98
		1603DR	LOUISIANA	KATRINA	46,829,876.09	43,203,690.43
		1604DR	MISSISSIPPI	KATRINA	45,045,571.25	29,842,863.97
		1605DR	ALABAMA	KATRINA	10,893,039.71	8,948,914.46
		1606DR	TEXAS	RITA	21,058,969.22	20,316,401.33
		1607DR	LOUISIANA	RITA	2,338,157.96	2,064,532.48
		1609DR	FLORIDA	WILMA	11,604,650.00	11,471,408.46
		3212EM	LOUISIANA	KATRINA	5,559.37	5,559.37
		3215EM	ARKANSAS	KATRINA	1,492,159.85	1,426,929.28
		3216EM	TEXAS	KATRINA	3,076,322.65	2,814,540.41
		3217EM	TENNESSEE	KATRINA	67,982.84	67,982.84
		3218EM	GEORGIA	KATRINA	40,000.00	767.15
		3219EM	OKLAHOMA	KATRINA	88,459.16	75,854.98
		3221EM	WEST VIRGINIA	KATRINA	26,021.70	26,021.70
		3223EM	UTAH	KATRINA	36,680.64	24,039.30
		3224EM	COLORADO	KATRINA	102,485.22	92,093.87
		3225EM	MICHIGAN	KATRINA	175,000.00	108,069.95
		3226EM	DISTRICT OF COLUMBIA	KATRINA	39,626.97	38,622.50
		3227EM	WASHINGTON	KATRINA	89,497.12	69,814.99
		3228EM	OREGON	KATRINA	20,421.63	13,458.82
		3229EM	NEW MEXICO	KATRINA	44,429.60	40,759.31
		3230EM	ILLINOIS	KATRINA	20,630.40	13,398.70
		3231EM	KENTUCKY	KATRINA	7,960.79	7,960.79
		3232EM	MISSOURI	KATRINA	213,804.50	201,660.10
		3233EM	SOUTH CAROLINA	KATRINA	40,089.27	40,089.27
		3234EM	SOUTH DAKOTA	KATRINA	8,872.00	5,135.36
		3235EM	PENNSYLVANIA	KATRINA	86,137.76	78,137.76
		3236EM	KANSAS	KATRINA	186.90	186.90
		3238EM	INDIANA	KATRINA		
		3239EM	IOWA	KATRINA	4,927.66	4,927.66
		3240EM	VIRGINIA	KATRINA	7,659.06	7,659.06
		3241EM	ARIZONA	KATRINA	156,086.29	129,581.32
		3242EM	MINNESOTA	KATRINA		
		3243EM	NEVADA	KATRINA	174,136.15	150,818.22
		3244EM	IDAHO	KATRINA	3,603.26	3,603.26
		3245EM	NEBRASKA	KATRINA	1,301.61	1,301.61
		3246EM	CONNECTICUT	KATRINA	19,927.66	6,209.38
		3247EM	NORTH DAKOTA	KATRINA	15,599.78	15,492.46

VENDOR ALPHA	PROGRAM NAME	PROG CODE	STATE NAME	EVENT NAME	OBLIGATIONS	EXPENDITURES
		3248EM	CALIFORNIA	KATRINA	306,362.04	261,071.46
		3249EM	WISCONSIN	KATRINA		
		3250EM	OHIO	KATRINA		
		3251EM	MARYLAND	KATRINA	52,711.86	52,711.86
		3252EM	MASSACHUSETTS	KATRINA	85,165.65	80,440.04
		3253EM	MONTANA	KATRINA	7,363.50	4,524.11
		3255EM	RHODE ISLAND	KATRINA	13,791.99	7,916.15
		3256EM	MAINE	KATRINA	6,000.00	
		3257EM	NEW JERSEY	KATRINA	2,366.13	1,263.90
		3258EM	NEW HAMPSHIRE	KATRINA	6,000.00	91.71
		3259EM	FLORIDA	RITA	25,059.98	25,059.98
		3261EM	TEXAS	RITA	13,237.61	13,237.61
		3262EM	NEW YORK	KATRINA	68,300.00	61,821.53
		3263EM	DELAWARE	KATRINA	379.32	379.32
			MANUFACTURED HOUSING	1603DR	LOUISIANA	KATRINA
FEMA GROUP TRAVEL Total					146,594,572.15	123,553,853.10
CMH MANUFACTURING, INC.	MANUFACTURED HOUSING	1603DR	LOUISIANA	KATRINA	69,790,000.00	44,933,997.00
		1604DR	MISSISSIPPI	KATRINA	69,177,578.79	69,174,578.79
CMH MANUFACTURING, INC. Total					138,967,578.79	114,108,575.79
PARTNERSHIP FOR RESPONSE & RECOVERY	2592-INSPECTIONS IHP/IFG	1603DR	LOUISIANA	KATRINA	49,237,570.40	34,313,274.14
		1604DR	MISSISSIPPI	KATRINA	48,518,439.84	35,805,525.04
		1606DR	TEXAS	RITA	495,566.55	495,566.55
		1607DR	LOUISIANA	RITA	14,211,750.00	10,503,863.82
		1609DR	FLORIDA	WILMA	24,363,000.00	19,946,637.78
	25XX-OTHER SERVICES	1603DR	LOUISIANA	KATRINA		
PARTNERSHIP FOR RESPONSE & RECOVERY Total					136,826,326.79	101,064,867.33
NORTH AMERICAN CATASTROPHE SVCS INC	MANUFACTURED HOUSING	1603DR	LOUISIANA	KATRINA	69,609,249.64	68,223,975.93
		1605DR	ALABAMA	KATRINA	53,989,838.00	50,478,060.06
		1609DR	FLORIDA	WILMA	4,194,556.00	4,194,556.00
NORTH AMERICAN CATASTROPHE SVCS INC Total					127,793,643.64	122,896,591.99
BOURGET'S OF THE SOUTH, LLC	MANUFACTURED HOUSING	1603DR	LOUISIANA	KATRINA	7,355,005.60	7,355,005.60
		1605DR	ALABAMA	KATRINA	112,144,650.00	112,144,650.00
BOURGET'S OF THE SOUTH, LLC Total					119,499,655.60	119,499,655.60
NISTC	2594-INSPECTIONS PA TAC	1602DR	FLORIDA	KATRINA	4,024,400.00	3,596,491.98
		1603DR	LOUISIANA	KATRINA	63,045,200.00	31,831,858.40
		1604DR	MISSISSIPPI	KATRINA	31,460,300.00	14,555,350.71
		1605DR	ALABAMA	KATRINA	878,600.00	656,052.35
		1606DR	TEXAS	RITA	3,729,300.00	1,452,608.02
		1609DR	FLORIDA	WILMA	12,526,800.00	4,935,798.94
		3240EM	VIRGINIA	KATRINA	339,100.00	109,833.64
NISTC Total					116,003,700.00	57,137,994.04
ALLTECH	2592-INSPECTIONS IHP/IFG	1603DR	LOUISIANA	KATRINA	37,059,872.96	29,026,668.65
		1605DR	ALABAMA	KATRINA	8,123,500.00	7,016,193.10
		1606DR	TEXAS	RITA	37,166,430.64	25,421,459.35
		1607DR	LOUISIANA	RITA	13,293,000.00	9,612,242.15
		1609DR	FLORIDA	WILMA	18,066,256.00	16,700,519.69
ALLTECH Total					113,709,059.60	87,777,082.94
EMERGENCY RESPONSE PROG MANAGEMENT	2594-INSPECTIONS PA TAC	1602DR	FLORIDA	KATRINA	1,360,000.00	1,350,159.78
		1603DR	LOUISIANA	KATRINA	72,644,200.00	47,347,867.46
		1604DR	MISSISSIPPI	KATRINA	21,111,400.00	14,531,470.14
		1606DR	TEXAS	RITA	3,391,100.00	2,336,970.85
		1609DR	FLORIDA	WILMA	11,123,500.00	7,439,793.83
		3215EM	ARKANSAS	KATRINA	1,583,900.00	1,119,759.63
		3216EM	TEXAS	KATRINA	1,954,900.00	1,218,312.87
		3229EM	NEW MEXICO	KATRINA	139,800.00	79,467.18
EMERGENCY RESPONSE PROG MANAGEMENT Total					113,308,800.00	75,423,801.74
AMERICOLD LOGISTICS LLC	22XX-TRANSPORT OF THINGS	1603DR	LOUISIANA	KATRINA	6,000,000.00	6,000,000.00
		1604DR	MISSISSIPPI	KATRINA	25,168,506.58	25,000,000.00
	25XX-OTHER SERVICES	1603DR	LOUISIANA	KATRINA	8,500,000.00	6,467,447.98
		1604DR	MISSISSIPPI	KATRINA	50,000,000.00	49,965,288.41

VENDOR ALPHA	PROGRAM NAME	PROG CODE	STATE NAME	EVENT NAME	OBLIGATIONS	EXPENDITURES	
AMERICOLD LOGISTICS LLC Total					89,668,506.58	87,432,736.39	
HOUSING & URBAN DEVELOPMENT	2501-MISSIONS-FOS	1603DR	LOUISIANA	KATRINA	3,695,000.00	872,237.57	
		1604DR	MISSISSIPPI	KATRINA	150,000.00	2,680.00	
		1605DR	ALABAMA	KATRINA			
		1606DR	TEXAS	RITA	120,000.00		
		3216EM	TEXAS	KATRINA	100,000.00		
		1603DR	LOUISIANA	KATRINA	79,000,000.00	31,556,792.00	
	HOUSING & URBAN DEVELOPMENT Total					83,065,000.00	32,431,709.57
CHAMPION HOME BUILDERS CO	MANUFACTURED HOUSING	1603DR	LOUISIANA	KATRINA	80,759,579.79	70,400,027.50	
CHAMPION HOME BUILDERS CO Total					80,759,579.79	70,400,027.50	
US BANK	21XX-TRAVEL OF PEOPLE	1603DR	LOUISIANA	KATRINA	40,950.00	18,647.49	
		1604DR	MISSISSIPPI	KATRINA	43,898.90	3,226.41	
		1605DR	ALABAMA	KATRINA	30,000.00	3,561.05	
		1606DR	TEXAS	RITA	400,000.00		
		1607DR	LOUISIANA	RITA	30,000.00	19,813.91	
		1609DR	FLORIDA	WILMA	51,000.00	503.57	
		3215EM	ARKANSAS	KATRINA	1,000.00		
	22XX-TRANSPORT OF THINGS	1602DR	FLORIDA	KATRINA	5,000.00	140.00	
		1603DR	LOUISIANA	KATRINA	40,560.43	100.00	
		1604DR	MISSISSIPPI	KATRINA	6,100.00	696.00	
		1605DR	ALABAMA	KATRINA	500.00	431.00	
		1606DR	TEXAS	RITA	25,000.00	1,264.35	
		1609DR	FLORIDA	WILMA			
		3215EM	ARKANSAS	KATRINA	8,600.00	2,420.00	
	23XX-RENT, COMM, UTILITIES	3216EM	TEXAS	KATRINA	10,000.00	1,950.60	
		1602DR	FLORIDA	KATRINA	1,600.00		
		1603DR	LOUISIANA	KATRINA	1,507,690.00	329,868.15	
		1604DR	MISSISSIPPI	KATRINA	313,596.79	139,813.11	
		1605DR	ALABAMA	KATRINA	34,000.00	21,505.00	
		1606DR	TEXAS	RITA	78,000.00	18,954.74	
		1607DR	LOUISIANA	RITA	506,400.00	1,400.00	
		1609DR	FLORIDA	WILMA	47,959.00	12,695.23	
		3215EM	ARKANSAS	KATRINA	7,391.50	2,791.50	
		3216EM	TEXAS	KATRINA	8,787.50	4,546.11	
		3219EM	OKLAHOMA	KATRINA			
		3229EM	NEW MEXICO	KATRINA			
		3261EM	TEXAS	RITA	50,000.00	4,733.42	
		24XX-PRINT & REPRO	1602DR	FLORIDA	KATRINA	10,500.00	
			1603DR	LOUISIANA	KATRINA	461,724.38	26,344.29
	1604DR		MISSISSIPPI	KATRINA	835,525.05	330,889.62	
	1605DR		ALABAMA	KATRINA	180,892.00	82,795.27	
	1606DR		TEXAS	RITA	337,022.26	149,894.05	
	1607DR		LOUISIANA	RITA	234,000.00	70,837.57	
	1609DR		FLORIDA	WILMA	88,321.80	31,576.95	
	3215EM		ARKANSAS	KATRINA	2,779.05	2,234.46	
	3216EM		TEXAS	KATRINA	31,554.44	23,596.04	
	3219EM		OKLAHOMA	KATRINA	755.65	755.65	
	3229EM		NEW MEXICO	KATRINA	36.64		
	3261EM		TEXAS	RITA	20,000.00	20,000.00	
	25XX-OTHER SERVICES		1602DR	FLORIDA	KATRINA	10,000.00	4,304.18
			1603DR	LOUISIANA	KATRINA	3,448,853.88	1,318,907.82
			1604DR	MISSISSIPPI	KATRINA	1,214,033.82	707,608.31
		1605DR	ALABAMA	KATRINA	160,571.93	49,397.87	
		1606DR	TEXAS	RITA	290,641.87	108,451.07	
		1607DR	LOUISIANA	RITA	872,162.58	30,693.51	
		1609DR	FLORIDA	WILMA	154,157.46	29,675.99	
		3215EM	ARKANSAS	KATRINA	2,795.00	1,125.00	
		3216EM	TEXAS	KATRINA	15,425.96	11,537.29	
		3219EM	OKLAHOMA	KATRINA			
		3229EM	NEW MEXICO	KATRINA			

VENDOR ALPHA	PROGRAM NAME	PROG CODE	STATE NAME	EVENT NAME	OBLIGATIONS	EXPENDITURES
		3261EM	TEXAS	RITA	50,000.00	590.39
	26XX-SUPPLIES & MATERIALS	1602DR	FLORIDA	KATRINA	77,560.70	37,991.05
		1603DR	LOUISIANA	KATRINA	20,527,577.48	6,483,466.99
		1604DR	MISSISSIPPI	KATRINA	9,203,173.27	5,384,231.59
		1605DR	ALABAMA	KATRINA	2,962,872.11	1,870,263.74
		1606DR	TEXAS	RITA	1,901,442.59	741,823.97
		1607DR	LOUISIANA	RITA	7,069,616.44	2,800,697.40
		1609DR	FLORIDA	WILMA	852,622.85	434,785.32
		3212EM	LOUISIANA	KATRINA	2,000.00	1,284.11
		3215EM	ARKANSAS	KATRINA	74,640.53	47,633.67
		3216EM	TEXAS	KATRINA	271,829.53	197,038.79
		3219EM	OKLAHOMA	KATRINA		
		3221EM	WEST VIRGINIA	KATRINA	94.45	94.45
		3223EM	UTAH	KATRINA	4,000.00	
		3224EM	COLORADO	KATRINA	4,000.00	1,729.21
		3225EM	MICHIGAN	KATRINA	2,000.00	711.67
		3227EM	WASHINGTON	KATRINA	112.64	112.64
		3229EM	NEW MEXICO	KATRINA	115.74	15.74
		3232EM	MISSOURI	KATRINA	5,000.00	4,328.05
		3261EM	TEXAS	RITA	135,500.00	22,851.20
	31XX-EQUIPMENT	1602DR	FLORIDA	KATRINA	89,500.00	26,622.00
		1603DR	LOUISIANA	KATRINA	7,785,918.03	2,673,614.67
		1604DR	MISSISSIPPI	KATRINA	5,844,476.98	4,130,027.21
		1605DR	ALABAMA	KATRINA	908,494.56	551,850.66
		1606DR	TEXAS	RITA	479,257.05	97,024.62
		1607DR	LOUISIANA	RITA	1,776,743.79	53,347.55
		1609DR	FLORIDA	WILMA	170,500.00	37,798.34
		3215EM	ARKANSAS	KATRINA	17,279.02	8,816.91
		3216EM	TEXAS	KATRINA	113,301.90	90,591.92
		3219EM	OKLAHOMA	KATRINA		
		3229EM	NEW MEXICO	KATRINA		
		3261EM	TEXAS	RITA	90,000.00	38,375.82
	MANUFACTURED HOUSING	1603DR	LOUISIANA	KATRINA	50,000.00	37,369.51
		1604DR	MISSISSIPPI	KATRINA	16,500.00	16,500.00
		1607DR	LOUISIANA	RITA		
					72,105,917.55	29,381,312.41
US BANK Total						
CUSTOMS AND BORDER PROTECTION	2501-MISSIONS-FOS	1602DR	FLORIDA	KATRINA	11,447,424.00	6,226,283.63
		1603DR	LOUISIANA	KATRINA	28,410,525.00	
		1604DR	MISSISSIPPI	KATRINA	8,517,200.00	266,152.45
		3216EM	TEXAS	KATRINA	500,000.00	
		3261EM	TEXAS	RITA	12,000,000.00	
	2508-MISSIONS-DFA	1604DR	MISSISSIPPI	KATRINA		
	26XX-SUPPLIES & MATERIALS	1604DR	MISSISSIPPI	KATRINA	302,730.00	302,730.00
CUSTOMS AND BORDER PROTECTION Total					61,177,879.00	6,795,166.08
U S DEPARTMENT OF JUSTICE	2501-MISSIONS-FOS	1603DR	LOUISIANA	KATRINA	2,764,600.00	
		1604DR	MISSISSIPPI	KATRINA	2,535,000.00	
		1609DR	FLORIDA	WILMA	45,000.00	
	2507-MISSIONS-TA	1603DR	LOUISIANA	KATRINA	150,000.00	
	2508-MISSIONS-DFA	1603DR	LOUISIANA	KATRINA	45,313,000.00	3,219,744.16
		1604DR	MISSISSIPPI	KATRINA	4,867,000.00	81,247.05
U S DEPARTMENT OF JUSTICE Total					55,674,600.00	3,300,991.21
CITIBANK	21XX-TRAVEL OF PEOPLE	1603DR	LOUISIANA	KATRINA	21,126,194.83	20,180,246.97
		1604DR	MISSISSIPPI	KATRINA	18,046,120.47	17,590,579.25
		1605DR	ALABAMA	KATRINA	6,097,873.06	5,398,379.31
		1606DR	TEXAS	RITA	4,880,287.53	4,876,737.53
		1607DR	LOUISIANA	RITA	1,001,842.04	1,001,842.04
		1609DR	FLORIDA	WILMA	1,002,571.80	532,436.46
		3215EM	ARKANSAS	KATRINA	1,711.85	1,711.85
		3216EM	TEXAS	KATRINA	15,561.27	15,561.27
		3221EM	WEST VIRGINIA	KATRINA	1,331.70	1,331.70

VENDOR ALPHA	PROGRAM NAME	PROG CODE	STATE NAME	EVENT NAME	OBLIGATIONS	EXPENDITURES
		3223EM	UTAH	KATRINA	517.85	435.70
		3234EM	SOUTH DAKOTA	KATRINA	677.25	
		3247EM	NORTH DAKOTA	KATRINA	911.85	911.85
		3248EM	CALIFORNIA	KATRINA	700.00	335.68
		3253EM	MONTANA	KATRINA	2,161.38	1,440.92
	25XX-OTHER SERVICES	1603DR	LOUISIANA	KATRINA		
		1605DR	ALABAMA	KATRINA		
		1606DR	TEXAS	RITA		
		1609DR	FLORIDA	WILMA	50,000.00	
	26XX-SUPPLIES & MATERIALS	1603DR	LOUISIANA	KATRINA	412,000.00	342,301.17
		1604DR	MISSISSIPPI	KATRINA	91,000.00	29,893.34
		1605DR	ALABAMA	KATRINA	13,000.00	134.44
		1606DR	TEXAS	RITA	112,500.00	85,424.88
CITIBANK Total					52,856,962.88	50,059,704.36
Grand Total					27,667,624,316.24	15,041,341,717.55

**FINANCIAL INFORMATION TOOL
FOR HURRICANE KATRINA, RITA, & WILMA DECLARATIONS ONLY
CHRONOLOGICAL LISTING BY DECLARATION OF OBLIGATION TRANSACTIONS GREATER THAN OR EQUAL TO \$50 MILLION (GROSS OF ANY SUBSEQUENT DE-OBLIGATIONS)
AS OF 04-26-2006**

PROG CODE	STATE NAME	TRANS DATE	OBLIGATION NUMBER	VENDOR ALPHA	PROGRAM CATEGORY	OBLIGATIONS	QTY
1603DR	LOUISIANA	8/30/2005	1603DRLAMCOE-MVD 11	US ARMY CORPS OF ENGINEERS	2508-MISSIONS-DIRECT FED ASST (DFA)	50,000,000.00	1
		8/31/2005	1603DRLAMHHS 02	DEPARTMENT OF HEALTH AND HUMAN SERVICE	2501-MISSIONS-FED OPER SUP (FOS)	63,000,000.00	1
		9/3/2005	1603DRLAMCOE-MVD 05	US ARMY CORPS OF ENGINEERS	2508-MISSIONS-DIRECT FED ASST (DFA)	75,000,000.00	1
		9/4/2005	1603DRLAMCOE-MVD 07	US ARMY CORPS OF ENGINEERS	2508-MISSIONS-DIRECT FED ASST (DFA)	1,500,000,000.00	1
		9/5/2005	1603DRLAMDOD 23	DEPARTMENT OF DEFENSE	2501-MISSIONS-FED OPER SUP (FOS)	750,000,000.00	1
		9/6/2005	1603DRLAMDOD 29	DEPARTMENT OF DEFENSE	2501-MISSIONS-FED OPER SUP (FOS)	75,000,000.00	1
			1603DRLAMDOD 30	DEPARTMENT OF DEFENSE	2501-MISSIONS-FED OPER SUP (FOS)	490,000,000.00	1
			1603DRLAMDOD 31	DEPARTMENT OF DEFENSE	2501-MISSIONS-FED OPER SUP (FOS)	150,000,000.00	1
		9/8/2005	1603DRLAMEPA 03	ENVIRONMENTAL PROTECTION AGENCY	2508-MISSIONS-DIRECT FED ASST (DFA)	75,000,000.00	1
			1603DRLATTHP 01	LA OFFICE OF HOMELAND SECURITY &	4141-RENTAL 408(a)	510,000,000.00	1
			1603DRLAMDOD 40	DEPARTMENT OF DEFENSE	2501-MISSIONS-FED OPER SUP (FOS)	65,000,000.00	1
		9/9/2005	1603DRLAP00000001	LA OFFICE OF HOMELAND SECURITY &	416X-PUBLIC ASSISTANCE (PA)	218,823,700.76	1
			1603DRLATTHP 01	LA OFFICE OF HOMELAND SECURITY &	4141-RENTAL 408(a)	600,000,000.00	1
		9/10/2005	1603DRLAMCOE-MVD 21	US ARMY CORPS OF ENGINEERS	2501-MISSIONS-FED OPER SUP (FOS)	200,000,000.00	1
			1603DRLAMUSCG 07	US COAST GUARD	2501-MISSIONS-FED OPER SUP (FOS)	150,000,000.00	2
		9/13/2005	HSFEHQ-05-D-4125	PRECISION HOMES	3199-MH-PURCHASE UNITS-CAPITALIZED	125,000,000.00	1
			1603DRLAP00000001	LA OFFICE OF HOMELAND SECURITY &	416X-PUBLIC ASSISTANCE (PA)	51,293,678.90	1
			HSFEHQ-05-C-4000	GULF STREAM COACH, INC.	3190-MH-PURCHASE UNITS-NON-CAPITALIZED	99,996,000.00	1
		9/15/2005	1603DRLAMUSFS 15	USDA FOREST SERVICE	2501-MISSIONS-FED OPER SUP (FOS)	130,000,000.00	1
			1603DRLAP00000001	LA OFFICE OF HOMELAND SECURITY &	416X-PUBLIC ASSISTANCE (PA)	453,209,070.72	1
		9/16/2005	HSFE06-05-F-6232	CLEARBROOK LLC	3190-MH-PURCHASE UNITS-NON-CAPITALIZED	50,000,000.00	1
		9/17/2005	1603DRLATTHP 01	LA OFFICE OF HOMELAND SECURITY &	4141-RENTAL 408(a)	400,000,000.00	1
		9/21/2005	1603DRLAMDOD 06	DEPARTMENT OF TRANSPORTATION	2508-MISSIONS-DIRECT FED ASST (DFA)	150,000,000.00	1
		9/24/2005	1603DRLAMCOE-MVD 05	US ARMY CORPS OF ENGINEERS	2508-MISSIONS-DIRECT FED ASST (DFA)	100,000,000.00	1
		9/25/2005	1603DRLATTHP 01	LA OFFICE OF HOMELAND SECURITY &	4141-RENTAL 408(a)	1,370,400,000.00	1
		9/26/2005	HSFE04-05-F-7039	DEPARTMENT OF DEFENSE	2660-FOOD & BEVERAGES	62,930,000.00	1
		9/27/2005	HSFEHQ-05-D-4334	MORGAN BUILDINGS & SPAS, INC.	3199-MH-PURCHASE UNITS-CAPITALIZED	83,958,000.00	1
		9/28/2005	HSFEHQ-05-D-4332	CHAMPION HOME BUILDERS CO	3199-MH-PURCHASE UNITS-CAPITALIZED	59,800,000.00	1
		9/29/2005	1603DRLAMDHUD 04	HOUSING & URBAN DEVELOPMENT	2508-MISSIONS-DIRECT FED ASST (DFA)	79,000,000.00	1
		10/2/2005	1603DRLATTHP 01	LA OFFICE OF HOMELAND SECURITY &	4141-RENTAL 408(a)	350,000,000.00	1
		10/3/2005	1603DRLAMEPA 03	ENVIRONMENTAL PROTECTION AGENCY	2508-MISSIONS-DIRECT FED ASST (DFA)	88,000,000.00	1
		10/8/2005	1603DRLATTHP 19	LA OFFICE OF HOMELAND SECURITY &	4149-OTHER NEEDS ASSISTANCE (ONA) AWARDS	100,000,000.00	1
		10/20/2005	1603DRLAMUSCG 09	US COAST GUARD	2508-MISSIONS-DIRECT FED ASST (DFA)	75,000,000.00	1
		10/21/2005	1603DRLAMCOE-MVD 23	US ARMY CORPS OF ENGINEERS	2508-MISSIONS-DIRECT FED ASST (DFA)	200,000,000.00	1
		10/22/2005	HSFEHQ-06-C-0024	AMERICAN RED CROSS	2580-OTHER SERVICE CONTRACTS	110,000,000.00	1
		10/31/2005	1603DRLAP00000001	LA OFFICE OF HOMELAND SECURITY &	416X-PUBLIC ASSISTANCE (PA)	88,802,983.46	1
			HSFEHQ-05-D-0471	FLUOR DANIEL INC	2591-DISASTER HOUSING RESOURCES (DHR)	62,160,091.00	1
		11/1/2005	HSFEHQ-06-F-0047	CORPORATE LODGING CONSULTANTS, INC.	2580-OTHER SERVICE CONTRACTS	105,602,464.00	1
		11/5/2005	1603DRLATTHP 01	LA OFFICE OF HOMELAND SECURITY &	4141-RENTAL 408(a)	148,000,000.00	1
			1603DRLATTHP 17	LA OFFICE OF HOMELAND SECURITY &	4147-REPLACEMENT	386,000,000.00	1
			1603DRLATTHP 19	LA OFFICE OF HOMELAND SECURITY &	4149-OTHER NEEDS ASSISTANCE (ONA) AWARDS	361,000,000.00	1
		11/18/2005	1603DRLAMDOL 00	US DEPARTMENT OF LABOR	2503-DISASTER UNEMPLOYMENT (DUA)	55,000,000.00	1
		11/23/2005	1603DRLATTHP 19	LA OFFICE OF HOMELAND SECURITY &	4149-OTHER NEEDS ASSISTANCE (ONA) AWARDS	100,000,000.00	1
		12/5/2005	1603DRLATTHP 19	LA OFFICE OF HOMELAND SECURITY &	4149-OTHER NEEDS ASSISTANCE (ONA) AWARDS	50,000,000.00	1
		12/12/2005	1603DRLAMCOE-MVD 23	US ARMY CORPS OF ENGINEERS	2508-MISSIONS-DIRECT FED ASST (DFA)	199,932,487.70	1
			1603DRLAMUSCG 09	US COAST GUARD	2508-MISSIONS-DIRECT FED ASST (DFA)	75,000,000.00	1
		12/20/2005	HSFE06-06-X-2014	ENVIRONMENTAL PROTECTION AGENCY	2589-INTERAGENCY AGREEMENTS	255,665,898.00	1
		12/23/2005	1603DRLATTHP 19	LA OFFICE OF HOMELAND SECURITY &	4149-OTHER NEEDS ASSISTANCE (ONA) AWARDS	50,000,000.00	1
		12/29/2005	1603DRLATTHP 19	LA OFFICE OF HOMELAND SECURITY &	4149-OTHER NEEDS ASSISTANCE (ONA) AWARDS	75,000,000.00	1
		12/30/2005	1603DRLATTHP 19	LA OFFICE OF HOMELAND SECURITY &	4149-OTHER NEEDS ASSISTANCE (ONA) AWARDS	90,000,000.00	1
		1/6/2006	1603DRLATTHP 01	LA OFFICE OF HOMELAND SECURITY &	4141-RENTAL 408(a)	50,000,000.00	1
		1/7/2006	EMR-2006-GB-0000	GBL'S	2213-MH-TRANSPORTATION-DISASTER	70,000,000.00	1
		1/14/2006	1603DRLATTHP 19	LA OFFICE OF HOMELAND SECURITY &	4149-OTHER NEEDS ASSISTANCE (ONA) AWARDS	100,000,000.00	1
		1/19/2006	1603DRLATTHP 01	LA OFFICE OF HOMELAND SECURITY &	4141-RENTAL 408(a)	60,000,000.00	1
		1/30/2006	1603DRLATTHP 01	LA OFFICE OF HOMELAND SECURITY &	4141-RENTAL 408(a)	50,000,000.00	1
		2/7/2006	HSFEHQ-06-F-0047	CORPORATE LODGING CONSULTANTS, INC.	2580-OTHER SERVICE CONTRACTS	52,800,000.00	1
		2/16/2006	HSFEHQ-05-D-0592	CH2M HILL CONSTRUCTORS, INC.	2591-DISASTER HOUSING RESOURCES (DHR)	75,178,562.50	1
3/1/2006	HSFEHQ-05-D-0471	FLUOR DANIEL INC	2591-DISASTER HOUSING RESOURCES (DHR)	158,488,970.76	1		

PROG CODE	STATE NAME	TRANS DATE	OBLIGATION NUMBER	VENDOR ALPHA	PROGRAM CATEGORY	OBLIGATIONS	QTY
		3/3/2006	HSFEHQ-05-D-0471	FLUOR DANIEL INC	2591-DISASTER HOUSING RESOURCES (DHR)	170,814,779.00	1
		3/15/2006	1603DRLAP00000001	LA OFFICE OF HOMELAND SECURITY &	416X-PUBLIC ASSISTANCE (PA)	55,750,323.10	1
		3/16/2006	1603DRLAMDOL 00	US DEPARTMENT OF LABOR	2503-DISASTER UNEMPLOYMENT (DUA)	91,411,844.00	1
			HSFEHQ-05-D-0573	SHAW ENVIRONMENTAL & INFRASTRUCTURE	2591-DISASTER HOUSING RESOURCES (DHR)	139,278,621.00	1
		3/20/2006	1603DRLAP00000001	LA OFFICE OF HOMELAND SECURITY &	416X-PUBLIC ASSISTANCE (PA)	170,571,862.38	2
		3/21/2006	1603DRLAP00000001	LA OFFICE OF HOMELAND SECURITY &	416X-PUBLIC ASSISTANCE (PA)	138,213,467.86	1
		3/23/2006	1603DRLAP00000001	LA OFFICE OF HOMELAND SECURITY &	416X-PUBLIC ASSISTANCE (PA)	76,350,249.12	1
		3/28/2006	1603DRLAP00000001	LA OFFICE OF HOMELAND SECURITY &	416X-PUBLIC ASSISTANCE (PA)	67,986,749.72	1
		3/31/2006	HSFEHQ-05-D-0471	FLUOR DANIEL INC	2591-DISASTER HOUSING RESOURCES (DHR)	192,710,167.00	1
1604DR	MISSISSIPPI	9/2/2005	1604DRMSMDOD 17	DEPARTMENT OF DEFENSE	2501-MISSIONS-FED OPER SUP (FOS)	220,000,000.00	2
		9/3/2005	1604DRMSMCOE-MVD 16	US ARMY CORPS OF ENGINEERS	2508-MISSIONS-DIRECT FED ASST (DFA)	80,000,000.00	1
			1604DRMSMDOD 19	DEPARTMENT OF DEFENSE	2501-MISSIONS-FED OPER SUP (FOS)	1,000,000,000.00	1
		9/4/2005	1604DRMSMCOE-MVD 11	US ARMY CORPS OF ENGINEERS	2501-MISSIONS-FED OPER SUP (FOS)	80,000,000.00	1
			1604DRMSMCGSA 16	GENERAL SERVICES ADMINISTRATION	2501-MISSIONS-FED OPER SUP (FOS)	50,000,000.00	1
		9/5/2005	1604DRMSMCOE-MVD 09	US ARMY CORPS OF ENGINEERS	2508-MISSIONS-DIRECT FED ASST (DFA)	320,000,000.00	1
			1604DRMSMCOE-MVD 10	US ARMY CORPS OF ENGINEERS	2508-MISSIONS-DIRECT FED ASST (DFA)	71,000,000.00	1
			1604DRMSMCOE-MVD 11	US ARMY CORPS OF ENGINEERS	2501-MISSIONS-FED OPER SUP (FOS)	100,000,000.00	1
			1604DRMSMDOT 05	DEPARTMENT OF TRANSPORTATION	2501-MISSIONS-FED OPER SUP (FOS)	90,000,000.00	1
		9/6/2005	1604DRMSTTHP 01	MISSISSIPPI, STATE OF	4141-RENTAL 408(a)	100,000,000.00	1
		9/7/2005	1604DRMSMCOE-MVD 12	US ARMY CORPS OF ENGINEERS	2501-MISSIONS-FED OPER SUP (FOS)	180,000,000.00	1
		9/10/2005	1604DRMSMDOD 19	DEPARTMENT OF DEFENSE	2501-MISSIONS-FED OPER SUP (FOS)	500,000,000.00	1
			1604DRMSMDOD 27	DEPARTMENT OF DEFENSE	2508-MISSIONS-DIRECT FED ASST (DFA)	50,000,000.00	1
			1604DRMSTTHP 01	MISSISSIPPI, STATE OF	4141-RENTAL 408(a)	96,000,000.00	1
		9/11/2005	1604DRMSTTHP 01	MISSISSIPPI, STATE OF	4141-RENTAL 408(a)	100,000,000.00	1
		9/12/2005	1604DRMSTTHP 01	MISSISSIPPI, STATE OF	4141-RENTAL 408(a)	300,000,000.00	1
		9/17/2005	1604DRMSMCOE-MVD 25	US ARMY CORPS OF ENGINEERS	2508-MISSIONS-DIRECT FED ASST (DFA)	50,000,000.00	1
			HSFE04-05-P-7069	AMERICOLD LOGISTICS LLC	2580-OTHER SERVICE CONTRACTS	50,000,000.00	1
		9/18/2005	HSFE04-05-F-7058	DEPARTMENT OF DEFENSE	2660-FOOD & BEVERAGES	69,630,470.00	1
		9/23/2005	1604DRMSP00000001	MISSISSIPPI, STATE OF	416X-PUBLIC ASSISTANCE (PA)	105,160,104.73	1
		9/27/2005	1604DRMSTTHP 01	MISSISSIPPI, STATE OF	4141-RENTAL 408(a)	365,018,400.00	1
		10/8/2005	1604DRMSTTHP 01	MISSISSIPPI, STATE OF	4141-RENTAL 408(a)	150,000,000.00	1
		10/9/2005	1604DRMSMCOE-MVD 10	US ARMY CORPS OF ENGINEERS	2508-MISSIONS-DIRECT FED ASST (DFA)	56,000,000.00	1
		10/10/2005	1604DRMSTTHP 19	MISSISSIPPI, STATE OF	4149-OTHER NEEDS ASSISTANCE (ONA) AWARDS	50,000,000.00	1
		10/16/2005	1604DRMSMCOE-MVD 09	US ARMY CORPS OF ENGINEERS	2508-MISSIONS-DIRECT FED ASST (DFA)	300,000,000.00	1
		10/22/2005	HSFEHQ-05-D-0572	BECHTEL NATIONAL, INC.	2591-DISASTER HOUSING RESOURCES (DHR)	135,191,336.50	1
			HSFEHQ-06-C-0024	AMERICAN RED CROSS	2580-OTHER SERVICE CONTRACTS	52,500,000.00	1
		11/1/2005	HSFEHQ-06-F-0047	CORPORATE LODGING CONSULTANTS, INC.	2580-OTHER SERVICE CONTRACTS	50,401,176.00	1
		11/22/2005	1604DRMSTTHP 19	MISSISSIPPI, STATE OF	4149-OTHER NEEDS ASSISTANCE (ONA) AWARDS	50,000,000.00	1
		12/15/2005	HSFEHQ-05-D-0572	BECHTEL NATIONAL, INC.	2591-DISASTER HOUSING RESOURCES (DHR)	67,535,156.00	1
		12/19/2005	HSFEHQ-05-C-4155	CMH MANUFACTURING, INC.	3199-MH-PURCHASE UNITS-CAPITALIZED	60,935,395.00	1
		12/23/2005	HSFEHQ-05-D-0572	BECHTEL NATIONAL, INC.	2591-DISASTER HOUSING RESOURCES (DHR)	78,801,663.50	1
		1/27/2006	1604DRMSMCOE-MVD 09	US ARMY CORPS OF ENGINEERS	2508-MISSIONS-DIRECT FED ASST (DFA)	100,000,000.00	1
		3/18/2006	1604DRMSMCOE-MVD 09	US ARMY CORPS OF ENGINEERS	2508-MISSIONS-DIRECT FED ASST (DFA)	200,000,000.00	1
		4/6/2006	1604DRMSMUSCG 12	US COAST GUARD	2508-MISSIONS-DIRECT FED ASST (DFA)	200,000,000.00	1
		4/10/2006	1604DRMSP00000001	MISSISSIPPI, STATE OF	416X-PUBLIC ASSISTANCE (PA)	58,530,355.47	1
1605DR	ALABAMA	9/10/2005	HSFEHQ-05-C-4039	MORGAN BUILDINGS & SPAS, INC.	3199-MH-PURCHASE UNITS-CAPITALIZED	202,512,500.00	2
			HSFEHQ-05-D-4125	PRECISION HOMES	3199-MH-PURCHASE UNITS-CAPITALIZED	98,965,000.00	1
		9/12/2005	HSFEHQ-05-C-4041	GULF STREAM COACH, INC.	3199-MH-PURCHASE UNITS-CAPITALIZED	246,875,000.00	1
		9/13/2005	HSFEHQ-05-C-4000	GULF STREAM COACH, INC.	3190-MH-PURCHASE UNITS-NON-CAPITALIZED	99,068,500.00	1
		9/16/2005	HSFEHQ-05-C-4040	NORTH AMERICAN CATASTROPHE SVCS INC	3199-MH-PURCHASE UNITS-CAPITALIZED	51,400,000.00	1
		9/24/2005	1605DRALTTHP 01	AL EMERGENCY MANAGEMENT AGENCY	4141-RENTAL 408(a)	83,709,000.00	1
		9/29/2005	1605DRALMCOE-SAD 09	US ARMY CORPS OF ENGINEERS	2508-MISSIONS-DIRECT FED ASST (DFA)	90,000,000.00	1
		9/30/2005	HSFEHQ-05-C-4128	BOURGET'S OF THE SOUTH, LLC	3190-MH-PURCHASE UNITS-NON-CAPITALIZED	88,500,000.00	1
1606DR	TEXAS	9/28/2005	1606DRTXMUSFS 02	USDA FOREST SERVICE	2501-MISSIONS-FED OPER SUP (FOS)	124,000,000.00	1
			1606DRTXTTHP 01	TX DEPARTMENT OF PUBLIC SAFETY	4141-RENTAL 408(a)	60,320,000.00	1
		9/29/2005	1606DRTXTTHP 01	TX DEPARTMENT OF PUBLIC SAFETY	4141-RENTAL 408(a)	105,000,000.00	1
			1606DRTXTTHP 19	TX DEPARTMENT OF PUBLIC SAFETY	4149-OTHER NEEDS ASSISTANCE (ONA) AWARDS	100,000,000.00	1
		9/30/2005	1606DRTXTTHP 01	TX DEPARTMENT OF PUBLIC SAFETY	4141-RENTAL 408(a)	150,000,899.00	1
		10/3/2005	1606DRTXTTHP 01	TX DEPARTMENT OF PUBLIC SAFETY	4141-RENTAL 408(a)	447,000,000.00	1
			1606DRTXTTHP 04	TX DEPARTMENT OF PUBLIC SAFETY	4143-REPAIRS	100,000,000.00	1
			1606DRTXTTHP 19	TX DEPARTMENT OF PUBLIC SAFETY	4149-OTHER NEEDS ASSISTANCE (ONA) AWARDS	200,000,000.00	1
		10/7/2005	1606DRTXIOTH	TX DEPARTMENT OF PUBLIC SAFETY	4154-OTHER NEEDS ASSISTANCE (ONA) GRANTS	200,000,000.00	1
		11/4/2005	1606DRTXMCOE-SWD 09	US ARMY CORPS OF ENGINEERS	2508-MISSIONS-DIRECT FED ASST (DFA)	65,000,000.00	1
1607DR	LOUISIANA	9/28/2005	1607DRLATTHP 01	LA OFFICE OF HOMELAND SECURITY &	4141-RENTAL 408(a)	75,000,000.00	1
		9/30/2005	1607DRLATTHP 01	LA OFFICE OF HOMELAND SECURITY &	4141-RENTAL 408(a)	250,000,000.00	1

PROG CODE	STATE NAME	TRANS DATE	OBLIGATION NUMBER	VENDOR ALPHA	PROGRAM CATEGORY	OBLIGATIONS	QTY
		10/7/2005	1607DRLAMCOE-MVD 07	US ARMY CORPS OF ENGINEERS	2508-MISSIONS-DIRECT FED ASST (DFA)	138,000,000.00	1
			1607DRLAMCOE-MVD 09	US ARMY CORPS OF ENGINEERS	2508-MISSIONS-DIRECT FED ASST (DFA)	80,000,000.00	1
		12/16/2005	1607DRLAMCOE-MVD 09	US ARMY CORPS OF ENGINEERS	2508-MISSIONS-DIRECT FED ASST (DFA)	113,000,000.00	1
		12/20/2005	HSFE06-06-X-2014	ENVIRONMENTAL PROTECTION AGENCY	2580-OTHER SERVICE CONTRACTS	100,686,039.00	1
1609DR	FLORIDA	10/26/2005	HSFE04-06-F-7706	DEPARTMENT OF DEFENSE	2660-FOOD & BEVERAGES	60,000,000.00	1
		10/27/2005	1609DRFLTTHP 01	FLORIDA BUREAU OF DISASTER	4141-RENTAL 408(a)	60,000,000.00	1
		11/2/2005	1609DRFLTTHP 19	FLORIDA BUREAU OF DISASTER	4149-OTHER NEEDS ASSISTANCE (ONA) AWARDS	100,000,000.00	1
		11/3/2005	1609DRFLMCOE-SAD 13	US ARMY CORPS OF ENGINEERS	2508-MISSIONS-DIRECT FED ASST (DFA)	75,000,000.00	1
		11/4/2005	1609DRFLMCOE-SAD 12	US ARMY CORPS OF ENGINEERS	2508-MISSIONS-DIRECT FED ASST (DFA)	50,000,000.00	1
		11/30/2005	1609DRFLTTHP 19	FLORIDA BUREAU OF DISASTER	4149-OTHER NEEDS ASSISTANCE (ONA) AWARDS	50,000,000.00	1
		12/1/2005	1609DRFLP00000001	FLORIDA BUREAU OF DISASTER	416X-PUBLIC ASSISTANCE (PA)	52,039,385.68	1
		12/8/2005	1609DRFLP00000001	FLORIDA BUREAU OF DISASTER	416X-PUBLIC ASSISTANCE (PA)	187,265,936.45	1
		1/24/2006	1609DRFLP00000001	FLORIDA BUREAU OF DISASTER	416X-PUBLIC ASSISTANCE (PA)	65,491,147.19	1
3216EM	TEXAS	11/11/2005	3216EMTXP00000001	TX DEPARTMENT OF PUBLIC SAFETY	416X-PUBLIC ASSISTANCE (PA)	113,611,873.65	1

FINANCIAL INFORMATION TOOL
FOR HURRICANE KATRINA, RITA, & WILMA DECLARATIONS ONLY
FEMA CREDIT CARDS ONLY *

AS OF 04-26-2006

VENDOR ALPHA	PROGRAM NAME	OBLIGATIONS	EXPENDITURES
BANK ONE DBA JPMORGAN CHASE BANK	21XX-TRAVEL OF PEOPLE		350,956.18
	25XX-OTHER SERVICES	366,247.03	
	26XX-SUPPLIES & MATERIALS	6,521,311.61	1,812,949.46
BANK ONE DBA JPMORGAN CHASE BANK Total		6,887,558.64	2,163,905.64
CITIBANK	21XX-TRAVEL OF PEOPLE	52,178,462.88	49,601,950.53
	25XX-OTHER SERVICES	50,000.00	
	26XX-SUPPLIES & MATERIALS	628,500.00	457,753.83
CITIBANK Total		52,856,962.88	50,059,704.36
US BANK	21XX-TRAVEL OF PEOPLE	596,848.90	45,752.43
	22XX-TRANSPORT OF THINGS	95,760.43	7,001.95
	23XX-RENT, COMM, UTILITIES	2,555,424.79	536,307.26
	24XX-PRINT & REPRO	2,203,111.27	738,960.54
	25XX-OTHER SERVICES	6,218,642.50	2,262,291.43
	26XX-SUPPLIES & MATERIALS	43,094,158.33	18,029,059.59
	31XX-EQUIPMENT	17,275,471.33	7,708,069.70
	MANUFACTURED HOUSING	66,500.00	53,869.51
US BANK Total		72,105,917.55	29,381,312.41
Grand Total		131,850,439.07	81,604,922.41

NAME OF CARD	PURPOSE/USES
BANK ONE DBA JPMORGAN CHASE BANK	Fleetcard for fuel, oil, etc for government vehicles
CITIBANK	Centrally billed travel
US BANK	FEMA Purchase card

* Does not include Individually Billed Travel (IBT) Credit Cards that are issued to FEMA Travelers

FINANCIAL INFORMATION TOOL
FOR HURRICANE KATRINA, RITA, & WILMA DECLARATIONS ONLY
FEMA CREDIT CARDS ONLY *
AS OF 04-26-2006

PROG CODE	STATE NAME	EVENT NAME	VENDOR ALPHA	PROGRAM NAME	OBLIGATIONS	EXPENDITURES
1602DR	FLORIDA	KATRINA	US BANK	22XX-TRANSPORT OF THINGS	5,000.00	140.00
				23XX-RENT, COMM, UTILITIES	1,600.00	
				24XX-PRINT & REPRO	10,500.00	
				25XX-OTHER SERVICES	10,000.00	4,304.18
				26XX-SUPPLIES & MATERIALS	77,560.70	37,991.05
				31XX-EQUIPMENT	89,500.00	26,622.00
1602DR Total					194,160.70	69,057.23
1603DR	LOUISIANA	KATRINA	BANK ONE DBA JPMORGAN CHASE BANK	26XX-SUPPLIES & MATERIALS	3,750,770.80	645,093.44
				CITIBANK	21XX-TRAVEL OF PEOPLE	21,126,194.83
			US BANK	25XX-OTHER SERVICES		
				26XX-SUPPLIES & MATERIALS	412,000.00	342,301.17
				21XX-TRAVEL OF PEOPLE	40,950.00	18,647.49
				22XX-TRANSPORT OF THINGS	40,560.43	100.00
				23XX-RENT, COMM, UTILITIES	1,507,690.00	329,868.15
				24XX-PRINT & REPRO	461,724.38	26,344.29
				25XX-OTHER SERVICES	3,448,853.88	1,318,907.82
				26XX-SUPPLIES & MATERIALS	20,527,577.48	6,483,466.99
				31XX-EQUIPMENT	7,785,918.03	2,673,614.67
MANUFACTURED HOUSING	50,000.00	37,369.51				
1603DR Total					59,152,239.83	32,055,960.50
1604DR	MISSISSIPPI	KATRINA	BANK ONE DBA JPMORGAN CHASE BANK	25XX-OTHER SERVICES	283,500.00	271,655.12
				26XX-SUPPLIES & MATERIALS	486,000.00	384,741.41
			CITIBANK	21XX-TRAVEL OF PEOPLE	18,046,120.47	17,590,579.25
				26XX-SUPPLIES & MATERIALS	91,000.00	29,893.34
			US BANK	21XX-TRAVEL OF PEOPLE	43,898.90	3,226.41
				22XX-TRANSPORT OF THINGS	6,100.00	696.00
				23XX-RENT, COMM, UTILITIES	313,596.79	139,813.11
				24XX-PRINT & REPRO	835,525.05	330,889.62
				25XX-OTHER SERVICES	1,214,033.82	707,608.31
				26XX-SUPPLIES & MATERIALS	9,203,173.27	5,384,231.59
				31XX-EQUIPMENT	5,844,476.98	4,130,027.21
MANUFACTURED HOUSING	16,500.00	16,500.00				
1604DR Total					36,383,925.28	28,989,861.37
1605DR	ALABAMA	KATRINA	BANK ONE DBA JPMORGAN CHASE BANK	25XX-OTHER SERVICES	82,537.03	79,092.10
				26XX-SUPPLIES & MATERIALS	867,000.00	371,637.96
			CITIBANK	21XX-TRAVEL OF PEOPLE	6,097,873.06	5,398,379.31
				25XX-OTHER SERVICES		
			US BANK	26XX-SUPPLIES & MATERIALS	13,000.00	134.44
				21XX-TRAVEL OF PEOPLE	30,000.00	3,561.05
				22XX-TRANSPORT OF THINGS	500.00	431.00
				23XX-RENT, COMM, UTILITIES	34,000.00	21,505.00
				24XX-PRINT & REPRO	180,892.00	82,795.27
				25XX-OTHER SERVICES	160,571.93	49,397.87
				26XX-SUPPLIES & MATERIALS	2,962,872.11	1,870,263.74
31XX-EQUIPMENT	908,494.56	551,850.66				
1605DR Total					11,337,740.69	8,429,048.40
1606DR	TEXAS	RITA	BANK ONE DBA JPMORGAN CHASE BANK	21XX-TRAVEL OF PEOPLE		
				26XX-SUPPLIES & MATERIALS	615,000.00	71,443.73
			CITIBANK	21XX-TRAVEL OF PEOPLE	4,880,287.53	4,876,737.53
				25XX-OTHER SERVICES		
			US BANK	26XX-SUPPLIES & MATERIALS	112,500.00	85,424.88
				21XX-TRAVEL OF PEOPLE	400,000.00	
22XX-TRANSPORT OF THINGS	25,000.00	1,264.35				
23XX-RENT, COMM, UTILITIES	78,000.00	18,954.74				

PROG CODE	STATE NAME	EVENT NAME	VENDOR ALPHA	PROGRAM NAME	OBLIGATIONS	EXPENDITURES
				24XX-PRINT & REPRO	337,022.26	149,894.05
				25XX-OTHER SERVICES	290,641.87	108,451.07
				26XX-SUPPLIES & MATERIALS	1,901,442.59	741,823.97
				31XX-EQUIPMENT	479,257.05	97,024.62
1606DR Total					9,119,151.30	6,151,018.94
1607DR	LOUISIANA	RITA	BANK ONE DBA JPMORGAN CHASE BANK	26XX-SUPPLIES & MATERIALS	310,524.00	200,518.44
			CITIBANK	21XX-TRAVEL OF PEOPLE	1,001,842.04	1,001,842.04
			US BANK	21XX-TRAVEL OF PEOPLE	30,000.00	19,813.91
				23XX-RENT, COMM, UTILITIES	506,400.00	1,400.00
				24XX-PRINT & REPRO	234,000.00	70,837.57
				25XX-OTHER SERVICES	872,162.58	30,693.51
				26XX-SUPPLIES & MATERIALS	7,069,616.44	2,800,697.40
				31XX-EQUIPMENT	1,776,743.79	53,347.55
				MANUFACTURED HOUSING		
1607DR Total					11,801,288.85	4,179,150.42
1609DR	FLORIDA	WILMA	BANK ONE DBA JPMORGAN CHASE BANK	21XX-TRAVEL OF PEOPLE		
				25XX-OTHER SERVICES	210.00	208.96
				26XX-SUPPLIES & MATERIALS	490,516.81	138,014.48
			CITIBANK	21XX-TRAVEL OF PEOPLE	1,002,571.80	532,436.46
				25XX-OTHER SERVICES	50,000.00	
			US BANK	21XX-TRAVEL OF PEOPLE	51,000.00	503.57
				22XX-TRANSPORT OF THINGS		
				23XX-RENT, COMM, UTILITIES	47,959.00	12,695.23
				24XX-PRINT & REPRO	88,321.80	31,576.95
				25XX-OTHER SERVICES	154,157.46	29,675.99
				26XX-SUPPLIES & MATERIALS	852,622.85	434,785.32
				31XX-EQUIPMENT	170,500.00	37,798.34
1609DR Total					2,907,859.72	1,217,695.30
3212EM	LOUISIANA	KATRINA	US BANK	26XX-SUPPLIES & MATERIALS	2,000.00	1,284.11
3212EM Total					2,000.00	1,284.11
3215EM	ARKANSAS	KATRINA	CITIBANK	21XX-TRAVEL OF PEOPLE	1,711.85	1,711.85
			US BANK	21XX-TRAVEL OF PEOPLE	1,000.00	
				22XX-TRANSPORT OF THINGS	8,600.00	2,420.00
				23XX-RENT, COMM, UTILITIES	7,391.50	2,791.50
				24XX-PRINT & REPRO	2,779.05	2,234.46
				25XX-OTHER SERVICES	2,795.00	1,125.00
				26XX-SUPPLIES & MATERIALS	74,640.53	47,633.67
				31XX-EQUIPMENT	17,279.02	8,816.91
3215EM Total					116,196.95	66,733.39
3216EM	TEXAS	KATRINA	BANK ONE DBA JPMORGAN CHASE BANK	26XX-SUPPLIES & MATERIALS		
			CITIBANK	21XX-TRAVEL OF PEOPLE	15,561.27	15,561.27
			US BANK	22XX-TRANSPORT OF THINGS	10,000.00	1,950.60
				23XX-RENT, COMM, UTILITIES	8,787.50	4,546.11
				24XX-PRINT & REPRO	31,554.44	23,596.04
				25XX-OTHER SERVICES	15,425.96	11,537.29
				26XX-SUPPLIES & MATERIALS	271,829.53	197,038.79
				31XX-EQUIPMENT	113,301.90	90,591.92
3216EM Total					466,460.60	344,822.02
3219EM	OKLAHOMA	KATRINA	US BANK	23XX-RENT, COMM, UTILITIES		
				24XX-PRINT & REPRO	755.65	755.65
				25XX-OTHER SERVICES		
				26XX-SUPPLIES & MATERIALS		
				31XX-EQUIPMENT		
3219EM Total					755.65	755.65
3221EM	WEST VIRGINIA	KATRINA	CITIBANK	21XX-TRAVEL OF PEOPLE	1,331.70	1,331.70
			US BANK	26XX-SUPPLIES & MATERIALS	94.45	94.45
3221EM Total					1,426.15	1,426.15
3223EM	UTAH	KATRINA	CITIBANK	21XX-TRAVEL OF PEOPLE	517.85	435.70
			US BANK	26XX-SUPPLIES & MATERIALS	4,000.00	
3223EM Total					4,517.85	435.70
3224EM	COLORADO	KATRINA	US BANK	26XX-SUPPLIES & MATERIALS	4,000.00	1,729.21

PROG CODE	STATE NAME	EVENT NAME	VENDOR ALPHA	PROGRAM NAME	OBLIGATIONS	EXPENDITURES
3224EM Total					4,000.00	1,729.21
3225EM	MICHIGAN	KATRINA	US BANK	26XX-SUPPLIES & MATERIALS	2,000.00	711.67
3225EM Total					2,000.00	711.67
3227EM	WASHINGTON	KATRINA	US BANK	26XX-SUPPLIES & MATERIALS	112.64	112.64
3227EM Total					112.64	112.64
3229EM	NEW MEXICO	KATRINA	US BANK	23XX-RENT, COMM, UTILITIES	36.64	36.64
				24XX-PRINT & REPRO		
				25XX-OTHER SERVICES		
				26XX-SUPPLIES & MATERIALS	115.74	15.74
				31XX-EQUIPMENT		
3229EM Total					152.38	52.38
3232EM	MISSOURI	KATRINA	US BANK	26XX-SUPPLIES & MATERIALS	5,000.00	4,328.05
3232EM Total					5,000.00	4,328.05
3234EM	SOUTH DAKOTA	KATRINA	CITIBANK	21XX-TRAVEL OF PEOPLE	677.25	
3234EM Total					677.25	
3247EM	NORTH DAKOTA	KATRINA	CITIBANK	21XX-TRAVEL OF PEOPLE	911.85	911.85
3247EM Total					911.85	911.85
3248EM	CALIFORNIA	KATRINA	CITIBANK	21XX-TRAVEL OF PEOPLE	700.00	335.68
3248EM Total					700.00	335.68
3253EM	MONTANA	KATRINA	CITIBANK	21XX-TRAVEL OF PEOPLE	2,161.38	1,440.92
3253EM Total					2,161.38	1,440.92
3261EM	TEXAS	RITA	BANK ONE DBA JPMORGAN CHASE BANK	26XX-SUPPLIES & MATERIALS	1,500.00	1,500.00
			US BANK	23XX-RENT, COMM, UTILITIES	50,000.00	4,733.42
				24XX-PRINT & REPRO	20,000.00	20,000.00
				25XX-OTHER SERVICES	50,000.00	590.39
				26XX-SUPPLIES & MATERIALS	135,500.00	22,851.20
				31XX-EQUIPMENT	90,000.00	38,375.82
3261EM Total					347,000.00	88,050.83
Grand Total					131,850,439.07	81,604,922.41

NAME OF CARD	PURPOSE/USES
BANK ONE DBA JPMORGAN CHASE BANK	Fleetcard for fuel, oil, etc for government vehicles
CITIBANK	Centrally billed travel
US BANK	FEMA Purchase card

* Does not include Individually Billed Travel (IBT) Credit Cards that are issued to FEMA Travelers

Agencies Reporting Credit Card Costs and Purchases

April 26, 2006

DHS AGENCIES	DATE REPORT RECEIVED	OBLIGATIONS	EXPENDITURES
BTS			
CBP			
FLETC	10/31/2005	180,246.86	156,339.74
IAIP			
ICE	4/25/2006	981,165.29	848,415.09
NCS			
OCFO	10/25/2005	7.88	7.88
OSLGCP			
S&T	1/10/2006	100,000.00	0.00
TSA	11/1/2005	0.00	458,317.69
USCG			
USCIS	11/8/2005	0.00	0.00
USSS	11/22/2005	0.00	0.00
TOTAL		\$ 1,262,544.75	\$ 1,465,145.53

Zeros indicate the agency reported that it had no obligations and/or expenditures as of the date indicated. Blanks indicate the agency did not submit a report.

**Other Federal Agencies Reporting Credit Card
Costs And Purchases
April 26, 2006**

OTHER FEDERAL AGENCIES	DATE REPORT RECEIVED	OBLIGATIONS	EXPENDITURES
AID	4/18/2006	0.00	0.00
ARC			
CDC			
CNCS			
COE	4/24/2006	2,561,585.31	4,041,375.74
DHUD	4/14/2006	102,741.00	75,364.00
DOC			
DOD			
DOE			
DOED			
DOI	4/24/2006	8,996,903.61	1,083,443.01
DOJ	4/24/2006	599.99	438,848.49
DOL	4/14/2006	395,123.52	368,034.75
DOS	12/7/2005	0.00	0.00
DOT			
EEOC	1/17/2006	0.00	14,394.00
EPA	1/16/2006		999,845.66
FAA			
FCC			
FCSIC			
FMSHRC	11/1/2005	0.00	0.00
GSA	4/18/2006	306,542.30	305,290.60
HHS			
MSPB			
NARA	11/8/2005	5,024.36	481.65
NASA			
NCPC			

OTHER FEDERAL AGENCIES	DATE REPORT RECEIVED	OBLIGATIONS	EXPENDITURES
NCUA			
NGA			
NLRB	12/20/2005	0.00	13,863.60
NOAA			
NRC	1/6/2006	0.00	0.00
NSF	11/4/2005	0.00	0.00
OPM			
OSHA	4/4/2006	2,294.22	2,294.22
RRB	11/7/2005	0.00	0.00
SBA	1/4/2006	0.00	0.00
SEC			
SSA			
TREAS			
TVA	11/10/2005		0.00
USDA	4/14/2006	470,124.04	25,108,379.04
USDJ			
USPC			
USPHS	11/14/2005	0.00	0.00
USPS			
VA	2/1/2006	802,971.76	802,971.76
TOTAL		\$13,643,910.11	\$33,252,292.30

Only Other Federal Agencies reporting data or zeros are included in this report. Zeros indicate the agency reported that it had no obligations and/or expenditures as of the date indicated. Blanks indicate the agency did not submit a report.

FINANCIAL INFORMATION TOOL
FOR HURRICANE KATRINA, RITA, & WILMA DECLARATIONS ONLY

AS OF 04-26-2006

PROGRAM AREA	ALLOCATIONS	OBLIGATIONS	EXPENDITURES
1-HUMAN SERVICES	14,808,498,526	12,732,405,500	11,572,000,175
2-INFRASTRUCTURE	5,724,267,957	5,582,835,150	2,735,497,422
3-MITIGATION	52,748,597	31,644,817	7,190,980
4-OPERATIONS	5,890,532,294	5,858,193,199	441,356,542
5-ADMINISTRATION	7,400,375,398	6,757,595,471	2,776,808,895
Grand Total	33,876,422,773	30,962,674,137	17,532,854,014

FINANCIAL INFORMATION TOOL
FOR HURRICANE KATRINA, RITA, & WILMA DECLARATIONS ONLY

AS OF 04-26-2006

PROGRAM AREA	PROGRAM NAME	ALLOCATIONS	OBLIGATIONS	EXPENDITURES
1-HUMAN SERVICES	2503-UNEMPLOYMENT	422,599,804	353,471,233	353,471,233
	2504-CRISIS COUNSELING-NIMH	73,778,211	25,842,532	23,373,294
	2576-LEGAL SERVICES	219,775	84,767	84,767
	2592-INSPECTIONS	298,625,394	252,247,637	189,075,376
	4149-OTHER NEEDS ASSISTANCE	1,977,643,874	1,947,643,874	1,869,614,971
	414X-HOUSING ASSISTANCE	5,189,442,496	5,189,205,125	5,004,437,888
	4152-CRISIS COUNSELING-SCC	38,858,450	33,829,193	16,284,970
	4154-OTHER NEEDS ASSISTANCE	68,880,000	68,880,000	65,715,784
	MANUFACTURED HOUSING	6,738,450,523	4,861,201,139	4,049,941,892
1-HUMAN SERVICES Total		14,808,498,526	12,732,405,500	11,572,000,175
2-INFRASTRUCTURE	2594-INSPECTIONS	356,451,100	337,903,500	163,150,720
	416X-PUBLIC ASSISTANCE	5,367,816,857	5,244,931,650	2,572,346,703
2-INFRASTRUCTURE Total		5,724,267,957	5,582,835,150	2,735,497,422
3-MITIGATION	2593-INSPECTIONS	43,888,695	22,784,915	6,938,741
	4173-HAZARD MITIGATION	8,859,902	8,859,902	252,239
3-MITIGATION Total		52,748,597	31,644,817	7,190,980
4-OPERATIONS	2507-MISSIONS-TA	44,155,756	28,104,256	2,118,681
	2508-MISSIONS-DFA	5,846,376,538	5,830,088,943	439,237,861
4-OPERATIONS Total		5,890,532,294	5,858,193,199	441,356,542
5-ADMINISTRATION	11XX-SALARIES & BENEFITS	381,500,681	359,674,636	359,674,636
	21XX-TRAVEL	256,863,154	242,000,040	207,592,157
	22XX-TRANSPORTION	63,409,111	53,823,851	37,122,899
	23XX-RENT, COMM, UTILITIES	291,284,551	245,557,221	162,839,758
	24XX-PRINT & REPRO	6,828,588	5,760,578	1,922,270
	2501-MISSIONS-FOS	2,871,652,665	2,849,038,741	370,297,580
	25XX-OTHER SERVICES	2,505,471,357	2,073,629,807	1,125,764,733
	26XX-SUPPLIES & MATERIALS	681,135,369	627,412,450	324,410,299
	31XX-EQUIPMENT	226,082,533	189,718,386	157,964,042
	32XX-LAND & STRUCTURES	12,335,691	7,540,274	2,918,907
4101-URBAN SEARCH & RESCUE	103,811,696	103,439,490	26,301,615	
5-ADMINISTRATION Total		7,400,375,398	6,757,595,471	2,776,808,895
Grand Total		33,876,422,773	30,962,674,137	17,532,854,014

FINANCIAL INFORMATION TOOL
FOR HURRICANE KATRINA, RITA, & WILMA DECLARATIONS ONLY

AS OF 04-26-2006

PROG CODE	STATE NAME	EVENT NAME	DECLARED	ALLOCATIONS	OBLIGATIONS	EXPENDITURES
1602DR	FLORIDA	KATRINA	8/28/2005	190,322,244	185,490,481	106,212,168
1603DR	LOUISIANA	KATRINA	8/29/2005	16,839,642,283	15,345,889,712	9,107,013,912
1604DR	MISSISSIPPI	KATRINA	8/29/2005	8,565,729,789	7,679,991,273	3,765,476,521
1605DR	ALABAMA	KATRINA	8/29/2005	1,688,812,903	1,613,432,114	1,311,944,359
1606DR	TEXAS	RITA	9/24/2005	2,093,059,889	1,883,342,649	1,076,417,028
1607DR	LOUISIANA	RITA	9/24/2005	1,746,750,718	1,649,867,107	795,515,889
1609DR	FLORIDA	WILMA	10/24/2005	1,892,501,772	1,781,231,714	875,424,444
3212EM	LOUISIANA	KATRINA	8/27/2005	8,508,058	8,508,058	722,182
3213EM	MISSISSIPPI	KATRINA	8/28/2005	2,622,585	2,622,585	89,059
3214EM	ALABAMA	KATRINA	8/28/2005	84,454	84,454	52,976
3215EM	ARKANSAS	KATRINA	9/2/2005	52,309,159	50,298,792	43,152,687
3216EM	TEXAS	KATRINA	9/2/2005	507,113,351	500,222,589	363,700,198
3217EM	TENNESSEE	KATRINA	9/5/2005	29,088,363	27,571,203	17,460,703
3218EM	GEORGIA	KATRINA	9/5/2005	20,992,000	20,432,858	8,669,217
3219EM	OKLAHOMA	KATRINA	9/5/2005	10,627,223	9,951,453	6,320,934
3220EM	FLORIDA	KATRINA	9/5/2005	9,202,272	7,848,091	226,386
3221EM	WEST VIRGINIA	KATRINA	9/5/2005	444,811	419,345	251,766
3222EM	NORTH CAROLINA	KATRINA	9/5/2005	2,002,261	1,970,953	1,205,390
3223EM	UTAH	KATRINA	9/5/2005	1,419,818	1,400,227	1,132,923
3224EM	COLORADO	KATRINA	9/5/2005	13,536,589	13,515,842	12,739,116
3225EM	MICHIGAN	KATRINA	9/7/2005	1,780,284	1,467,250	820,754
3226EM	DISTRICT OF COLUMBIA	KATRINA	9/7/2005	1,757,241	1,465,828	54,053
3227EM	WASHINGTON	KATRINA	9/7/2005	3,312,533	3,237,955	282,087
3228EM	OREGON	KATRINA	9/7/2005	2,092,300	2,085,339	394,146
3229EM	NEW MEXICO	KATRINA	9/7/2005	2,246,307	912,682	145,829
3230EM	ILLINOIS	KATRINA	9/7/2005	2,633,085	1,216,833	849,253
3231EM	KENTUCKY	KATRINA	9/10/2005	4,009,961	3,919,288	663,437
3232EM	MISSOURI	KATRINA	9/10/2005	2,675,895	2,491,293	574,227
3233EM	SOUTH CAROLINA	KATRINA	9/10/2005	3,657,004	3,305,774	2,941,620
3234EM	SOUTH DAKOTA	KATRINA	9/10/2005	294,422	271,720	210,744
3235EM	PENNSYLVANIA	KATRINA	9/10/2005	2,824,075	2,595,189	1,163,987
3236EM	KANSAS	KATRINA	9/10/2005	219,498	163,255	132,845
3237EM	ALABAMA	KATRINA	9/10/2005	3,500,000	3,019,062	1,035,973
3238EM	INDIANA	KATRINA	9/10/2005	4,150,856	3,791,632	1,942
3239EM	IOWA	KATRINA	9/10/2005	288,998	228,257	213,553

PROG CODE	STATE NAME	EVENT NAME	DECLARED	ALLOCATIONS	OBLIGATIONS	EXPENDITURES
3240EM	VIRGINIA	KATRINA	9/12/2005	693,010	663,682	332,875
3241EM	ARIZONA	KATRINA	9/12/2005	6,344,158	6,324,794	4,031,951
3242EM	MINNESOTA	KATRINA	9/13/2005	15,024,450	3,449,504	981,368
3243EM	NEVADA	KATRINA	9/13/2005	1,284,759	826,240	654,953
3244EM	IDAHO	KATRINA	9/13/2005	619,837	594,243	108,789
3245EM	NEBRASKA	KATRINA	9/13/2005	266,702	211,402	64,846
3246EM	CONNECTICUT	KATRINA	9/13/2005	1,043,301	389,727	22,287
3247EM	NORTH DAKOTA	KATRINA	9/13/2005	65,732	45,494	20,151
3248EM	CALIFORNIA	KATRINA	9/13/2005	903,320	600,893	554,944
3249EM	WISCONSIN	KATRINA	9/13/2005	3,525,965	2,972,152	554,136
3250EM	OHIO	KATRINA	9/13/2005	2,543,530	2,157,511	1,423,538
3251EM	MARYLAND	KATRINA	9/13/2005	3,106,326	1,200,075	265,826
3252EM	MASSACHUSETTS	KATRINA	9/13/2005	5,491,346	4,616,420	4,277,729
3253EM	MONTANA	KATRINA	9/13/2005	442,856	428,958	143,444
3255EM	RHODE ISLAND	KATRINA	9/19/2005	1,524,708	1,025,983	12,057
3256EM	MAINE	KATRINA	9/19/2005	106,000	53,927	
3257EM	NEW JERSEY	KATRINA	9/19/2005	170,293	158,235	148,148
3258EM	NEW HAMPSHIRE	KATRINA	9/19/2005	106,000	15,887	92
3259EM	FLORIDA	RITA	9/20/2005	9,990,801	9,881,146	5,028,015
3260EM	LOUISIANA	RITA	9/21/2005	275,000	275,000	
3261EM	TEXAS	RITA	9/21/2005	110,999,539	110,942,616	9,955,362
3262EM	NEW YORK	KATRINA	9/30/2005	1,550,796	1,494,509	1,037,403
3263EM	DELAWARE	KATRINA	9/30/2005	131,341	82,882	23,792
Grand Total				33,876,422,773	30,962,674,137	17,532,854,014

FINANCIAL INFORMATION TOOL
FOR HURRICANE KATRINA, RITA, & WILMA DECLARATIONS ONLY

AS OF 04-26-2006

EVENT NAME	STATE NAME	PROG CODE	DECLARED	ALLOCATIONS	OBLIGATIONS	EXPENDITURES
KATRINA	ALABAMA	1605DR	8/29/2005	1,688,812,903	1,613,432,114	1,311,944,359
		3214EM	8/28/2005	84,454	84,454	52,976
		3237EM	9/10/2005	3,500,000	3,019,062	1,035,973
	ARIZONA	3241EM	9/12/2005	6,344,158	6,324,794	4,031,951
	ARKANSAS	3215EM	9/2/2005	52,309,159	50,298,792	43,152,687
	CALIFORNIA	3248EM	9/13/2005	903,320	600,893	554,944
	COLORADO	3224EM	9/5/2005	13,536,589	13,515,842	12,739,116
	CONNECTICUT	3246EM	9/13/2005	1,043,301	389,727	22,287
	DELAWARE	3263EM	9/30/2005	131,341	82,882	23,792
	DISTRICT OF COLUMBIA	3226EM	9/7/2005	1,757,241	1,465,828	54,053
	FLORIDA	1602DR	8/28/2005	190,322,244	185,490,481	106,212,168
		3220EM	9/5/2005	9,202,272	7,848,091	226,386
	GEORGIA	3218EM	9/5/2005	20,992,000	20,432,858	8,669,217
	IDAHO	3244EM	9/13/2005	619,837	594,243	108,789
	ILLINOIS	3230EM	9/7/2005	2,633,085	1,216,833	849,253
	INDIANA	3238EM	9/10/2005	4,150,856	3,791,632	1,942
	IOWA	3239EM	9/10/2005	288,998	228,257	213,553
	KANSAS	3236EM	9/10/2005	219,498	163,255	132,845
	KENTUCKY	3231EM	9/10/2005	4,009,961	3,919,288	663,437
	LOUISIANA	1603DR	8/29/2005	16,839,642,283	15,345,889,712	9,107,013,912
		3212EM	8/27/2005	8,508,058	8,508,058	722,182
	MAINE	3256EM	9/19/2005	106,000	53,927	
	MARYLAND	3251EM	9/13/2005	3,106,326	1,200,075	265,826
	MASSACHUSETTS	3252EM	9/13/2005	5,491,346	4,616,420	4,277,729
	MICHIGAN	3225EM	9/7/2005	1,780,284	1,467,250	820,754
	MINNESOTA	3242EM	9/13/2005	15,024,450	3,449,504	981,368
	MISSISSIPPI	1604DR	8/29/2005	8,565,729,789	7,679,991,273	3,765,476,521
		3213EM	8/28/2005	2,622,585	2,622,585	89,059
	MISSOURI	3232EM	9/10/2005	2,675,895	2,491,293	574,227
	MONTANA	3253EM	9/13/2005	442,856	428,958	143,444
	NEBRASKA	3245EM	9/13/2005	266,702	211,402	64,846
	NEVADA	3243EM	9/13/2005	1,284,759	826,240	654,953
	NEW HAMPSHIRE	3258EM	9/19/2005	106,000	15,887	92
	NEW JERSEY	3257EM	9/19/2005	170,293	158,235	148,148
	NEW MEXICO	3229EM	9/7/2005	2,246,307	912,682	145,829
	NEW YORK	3262EM	9/30/2005	1,550,796	1,494,509	1,037,403
	NORTH CAROLINA	3222EM	9/5/2005	2,002,261	1,970,953	1,205,390
	NORTH DAKOTA	3247EM	9/13/2005	65,732	45,494	20,151
	OHIO	3250EM	9/13/2005	2,543,530	2,157,511	1,423,538
	OKLAHOMA	3219EM	9/5/2005	10,627,223	9,951,453	6,320,934
	OREGON	3228EM	9/7/2005	2,092,300	2,085,339	394,146
	PENNSYLVANIA	3235EM	9/10/2005	2,824,075	2,595,189	1,163,987

EVENT NAME	STATE NAME	PROG CODE	DECLARED	ALLOCATIONS	OBLIGATIONS	EXPENDITURES
	RHODE ISLAND	3255EM	9/19/2005	1,524,708	1,025,983	12,057
	SOUTH CAROLINA	3233EM	9/10/2005	3,657,004	3,305,774	2,941,620
	SOUTH DAKOTA	3234EM	9/10/2005	294,422	271,720	210,744
	TENNESSEE	3217EM	9/5/2005	29,088,363	27,571,203	17,460,703
	TEXAS	3216EM	9/2/2005	507,113,351	500,222,589	363,700,198
	UTAH	3223EM	9/5/2005	1,419,818	1,400,227	1,132,923
	VIRGINIA	3240EM	9/12/2005	693,010	663,682	332,875
	WASHINGTON	3227EM	9/7/2005	3,312,533	3,237,955	282,087
	WEST VIRGINIA	3221EM	9/5/2005	444,811	419,345	251,766
	WISCONSIN	3249EM	9/13/2005	3,525,965	2,972,152	554,136
KATRINA Total				28,022,845,054	25,527,133,906	14,770,513,275
RITA	FLORIDA	3259EM	9/20/2005	9,990,801	9,881,146	5,028,015
	LOUISIANA	1607DR	9/24/2005	1,746,750,718	1,649,867,107	795,515,889
		3260EM	9/21/2005	275,000	275,000	
	TEXAS	1606DR	9/24/2005	2,093,059,889	1,883,342,649	1,076,417,028
		3261EM	9/21/2005	110,999,539	110,942,616	9,955,362
RITA Total				3,961,075,947	3,654,308,517	1,886,916,294
WILMA	FLORIDA	1609DR	10/24/2005	1,892,501,772	1,781,231,714	875,424,444
WILMA Total				1,892,501,772	1,781,231,714	875,424,444
Grand Total				33,876,422,773	30,962,674,137	17,532,854,014

FINANCIAL INFORMATION TOOL
FOR HURRICANE KATRINA, RITA, & WILMA DECLARATIONS ONLY

AS OF 04-26-2006

STATE NAME	EVENT NAME	PROG CODE	DECLARED	ALLOCATIONS	OBLIGATIONS	EXPENDITURES
ALABAMA	KATRINA	1605DR	8/29/2005	1,688,812,903	1,613,432,114	1,311,944,359
		3214EM	8/28/2005	84,454	84,454	52,976
		3237EM	9/10/2005	3,500,000	3,019,062	1,035,973
ALABAMA Total				1,692,397,357	1,616,535,630	1,313,033,308
ARIZONA	KATRINA	3241EM	9/12/2005	6,344,158	6,324,794	4,031,951
ARIZONA Total				6,344,158	6,324,794	4,031,951
ARKANSAS	KATRINA	3215EM	9/2/2005	52,309,159	50,298,792	43,152,687
ARKANSAS Total				52,309,159	50,298,792	43,152,687
CALIFORNIA	KATRINA	3248EM	9/13/2005	903,320	600,893	554,944
CALIFORNIA Total				903,320	600,893	554,944
COLORADO	KATRINA	3224EM	9/5/2005	13,536,589	13,515,842	12,739,116
COLORADO Total				13,536,589	13,515,842	12,739,116
CONNECTICUT	KATRINA	3246EM	9/13/2005	1,043,301	389,727	22,287
CONNECTICUT Total				1,043,301	389,727	22,287
DELAWARE	KATRINA	3263EM	9/30/2005	131,341	82,882	23,792
DELAWARE Total				131,341	82,882	23,792
DISTRICT OF COLUMBIA	KATRINA	3226EM	9/7/2005	1,757,241	1,465,828	54,053
DISTRICT OF COLUMBIA Total				1,757,241	1,465,828	54,053
FLORIDA	KATRINA	1602DR	8/28/2005	190,322,244	185,490,481	106,212,168
		3220EM	9/5/2005	9,202,272	7,848,091	226,386
	RITA	3259EM	9/20/2005	9,990,801	9,881,146	5,028,015
	WILMA	1609DR	10/24/2005	1,892,501,772	1,781,231,714	875,424,444
FLORIDA Total				2,102,017,088	1,984,451,433	986,891,014
GEORGIA	KATRINA	3218EM	9/5/2005	20,992,000	20,432,858	8,669,217
GEORGIA Total				20,992,000	20,432,858	8,669,217
IDAHO	KATRINA	3244EM	9/13/2005	619,837	594,243	108,789
IDAHO Total				619,837	594,243	108,789
ILLINOIS	KATRINA	3230EM	9/7/2005	2,633,085	1,216,833	849,253
ILLINOIS Total				2,633,085	1,216,833	849,253
INDIANA	KATRINA	3238EM	9/10/2005	4,150,856	3,791,632	1,942
INDIANA Total				4,150,856	3,791,632	1,942
IOWA	KATRINA	3239EM	9/10/2005	288,998	228,257	213,553
IOWA Total				288,998	228,257	213,553
KANSAS	KATRINA	3236EM	9/10/2005	219,498	163,255	132,845
KANSAS Total				219,498	163,255	132,845
KENTUCKY	KATRINA	3231EM	9/10/2005	4,009,961	3,919,288	663,437
KENTUCKY Total				4,009,961	3,919,288	663,437
LOUISIANA	KATRINA	1603DR	8/29/2005	16,839,642,283	15,345,889,712	9,107,013,912
		3212EM	8/27/2005	8,508,058	8,508,058	722,182
	RITA	1607DR	9/24/2005	1,746,750,718	1,649,867,107	795,515,889
	3260EM	9/21/2005	275,000	275,000		

STATE NAME	EVENT NAME	PROG CODE	DECLARED	ALLOCATIONS	OBLIGATIONS	EXPENDITURES
LOUISIANA Total				18,595,176,060	17,004,539,877	9,903,251,984
MAINE	KATRINA	3256EM	9/19/2005	106,000	53,927	
MAINE Total				106,000	53,927	
MARYLAND	KATRINA	3251EM	9/13/2005	3,106,326	1,200,075	265,826
MARYLAND Total				3,106,326	1,200,075	265,826
MASSACHUSETTS	KATRINA	3252EM	9/13/2005	5,491,346	4,616,420	4,277,729
MASSACHUSETTS Total				5,491,346	4,616,420	4,277,729
MICHIGAN	KATRINA	3225EM	9/7/2005	1,780,284	1,467,250	820,754
MICHIGAN Total				1,780,284	1,467,250	820,754
MINNESOTA	KATRINA	3242EM	9/13/2005	15,024,450	3,449,504	981,368
MINNESOTA Total				15,024,450	3,449,504	981,368
MISSISSIPPI	KATRINA	1604DR	8/29/2005	8,565,729,789	7,679,991,273	3,765,476,521
		3213EM	8/28/2005	2,622,585	2,622,585	89,059
MISSISSIPPI Total				8,568,352,374	7,682,613,858	3,765,565,580
MISSOURI	KATRINA	3232EM	9/10/2005	2,675,895	2,491,293	574,227
MISSOURI Total				2,675,895	2,491,293	574,227
MONTANA	KATRINA	3253EM	9/13/2005	442,856	428,958	143,444
MONTANA Total				442,856	428,958	143,444
NEBRASKA	KATRINA	3245EM	9/13/2005	266,702	211,402	64,846
NEBRASKA Total				266,702	211,402	64,846
NEVADA	KATRINA	3243EM	9/13/2005	1,284,759	826,240	654,953
NEVADA Total				1,284,759	826,240	654,953
NEW HAMPSHIRE	KATRINA	3258EM	9/19/2005	106,000	15,887	92
NEW HAMPSHIRE Total				106,000	15,887	92
NEW JERSEY	KATRINA	3257EM	9/19/2005	170,293	158,235	148,148
NEW JERSEY Total				170,293	158,235	148,148
NEW MEXICO	KATRINA	3229EM	9/7/2005	2,246,307	912,682	145,829
NEW MEXICO Total				2,246,307	912,682	145,829
NEW YORK	KATRINA	3262EM	9/30/2005	1,550,796	1,494,509	1,037,403
NEW YORK Total				1,550,796	1,494,509	1,037,403
NORTH CAROLINA	KATRINA	3222EM	9/5/2005	2,002,261	1,970,953	1,205,390
NORTH CAROLINA Total				2,002,261	1,970,953	1,205,390
NORTH DAKOTA	KATRINA	3247EM	9/13/2005	65,732	45,494	20,151
NORTH DAKOTA Total				65,732	45,494	20,151
OHIO	KATRINA	3250EM	9/13/2005	2,543,530	2,157,511	1,423,538
OHIO Total				2,543,530	2,157,511	1,423,538
OKLAHOMA	KATRINA	3219EM	9/5/2005	10,627,223	9,951,453	6,320,934
OKLAHOMA Total				10,627,223	9,951,453	6,320,934
OREGON	KATRINA	3228EM	9/7/2005	2,092,300	2,085,339	394,146
OREGON Total				2,092,300	2,085,339	394,146
PENNSYLVANIA	KATRINA	3235EM	9/10/2005	2,824,075	2,595,189	1,163,987
PENNSYLVANIA Total				2,824,075	2,595,189	1,163,987
RHODE ISLAND	KATRINA	3255EM	9/19/2005	1,524,708	1,025,983	12,057
RHODE ISLAND Total				1,524,708	1,025,983	12,057
SOUTH CAROLINA	KATRINA	3233EM	9/10/2005	3,657,004	3,305,774	2,941,620
SOUTH CAROLINA Total				3,657,004	3,305,774	2,941,620
SOUTH DAKOTA	KATRINA	3234EM	9/10/2005	294,422	271,720	210,744

STATE NAME	EVENT NAME	PROG CODE	DECLARED	ALLOCATIONS	OBLIGATIONS	EXPENDITURES
SOUTH DAKOTA Total				294,422	271,720	210,744
TENNESSEE	KATRINA	3217EM	9/5/2005	29,088,363	27,571,203	17,460,703
TENNESSEE Total				29,088,363	27,571,203	17,460,703
TEXAS	KATRINA	3216EM	9/2/2005	507,113,351	500,222,589	363,700,198
	RITA	1606DR	9/24/2005	2,093,059,889	1,883,342,649	1,076,417,028
		3261EM	9/21/2005	110,999,539	110,942,616	9,955,362
TEXAS Total				2,711,172,779	2,494,507,853	1,450,072,587
UTAH	KATRINA	3223EM	9/5/2005	1,419,818	1,400,227	1,132,923
UTAH Total				1,419,818	1,400,227	1,132,923
VIRGINIA	KATRINA	3240EM	9/12/2005	693,010	663,682	332,875
VIRGINIA Total				693,010	663,682	332,875
WASHINGTON	KATRINA	3227EM	9/7/2005	3,312,533	3,237,955	282,087
WASHINGTON Total				3,312,533	3,237,955	282,087
WEST VIRGINIA	KATRINA	3221EM	9/5/2005	444,811	419,345	251,766
WEST VIRGINIA Total				444,811	419,345	251,766
WISCONSIN	KATRINA	3249EM	9/13/2005	3,525,965	2,972,152	554,136
WISCONSIN Total				3,525,965	2,972,152	554,136
Grand Total				33,876,422,773	30,962,674,137	17,532,854,014

FINANCIAL INFORMATION TOOL
FOR HURRICANE KATRINA, RITA, & WILMA DECLARATIONS ONLY

AS OF 04-26-2006

PROG CODE	STATE NAME	EVENT NAME	DECLARED	PROGRAM AREA	ALLOCATIONS	OBLIGATIONS	EXPENDITURES
1602DR	FLORIDA	KATRINA	8/28/2005	2-INFRASTRUCTURE 4-OPERATIONS 5-ADMINISTRATION	158,558,474 10,000 31,753,770	157,965,204 10,000 27,515,277	94,460,093 11,752,075
1602DR Total					190,322,244	185,490,481	106,212,168
1603DR	LOUISIANA	KATRINA	8/29/2005	1-HUMAN SERVICES 2-INFRASTRUCTURE 3-MITIGATION 4-OPERATIONS 5-ADMINISTRATION	8,539,040,735 2,319,306,247 13,702,216 2,977,685,001 2,989,908,084	7,391,121,573 2,309,759,723 9,017,699 2,977,471,306 2,658,519,411	6,769,633,278 921,278,487 2,758,260 200,862,422 1,212,481,465
1603DR Total					16,839,642,283	15,345,889,712	9,107,013,912
1604DR	MISSISSIPPI	KATRINA	8/29/2005	1-HUMAN SERVICES 2-INFRASTRUCTURE 3-MITIGATION 4-OPERATIONS 5-ADMINISTRATION	3,029,247,420 1,163,651,860 17,998,947 1,689,212,910 2,665,618,652	2,321,000,434 1,136,561,152 10,923,894 1,659,769,909 2,551,735,886	2,088,448,010 542,900,454 1,619,455 127,481,740 1,005,026,862
1604DR Total					8,565,729,789	7,679,991,273	3,765,476,521
1605DR	ALABAMA	KATRINA	8/29/2005	1-HUMAN SERVICES 2-INFRASTRUCTURE 3-MITIGATION 4-OPERATIONS 5-ADMINISTRATION	1,206,137,608 100,426,362 2,784,984 181,500,000 197,963,949	1,144,381,077 98,663,159 2,449,984 181,500,000 186,437,893	1,097,815,590 69,403,186 718,306 51,885,103 92,122,174
1605DR Total					1,688,812,903	1,613,432,114	1,311,944,359
1606DR	TEXAS	RITA	9/24/2005	1-HUMAN SERVICES 2-INFRASTRUCTURE 3-MITIGATION 4-OPERATIONS 5-ADMINISTRATION	953,702,450 277,493,900 11,983,923 238,200,000 611,679,616	857,994,957 254,224,727 3,819,956 235,517,600 531,785,408	688,327,747 158,731,530 428,448 7,651,950 221,277,353
1606DR Total					2,093,059,889	1,883,342,649	1,076,417,028
1607DR	LOUISIANA	RITA	9/24/2005	1-HUMAN SERVICES 2-INFRASTRUCTURE 3-MITIGATION 4-OPERATIONS 5-ADMINISTRATION	590,562,832 211,064,097 5,278,527 521,036,000 418,809,263	542,066,202 208,804,367 4,533,487 521,036,000 373,427,051	531,754,560 60,977,182 1,544,629 51,421,652 149,817,866
1607DR Total					1,746,750,718	1,649,867,107	795,515,889
1609DR	FLORIDA	WILMA	10/24/2005	1-HUMAN SERVICES 2-INFRASTRUCTURE 3-MITIGATION 4-OPERATIONS 5-ADMINISTRATION	489,807,481 828,176,700 1,000,000 234,028,384 339,489,207	475,841,258 783,305,377 899,797 234,028,384 287,156,899	396,020,991 416,027,924 121,881 753,329 62,500,319
1609DR Total					1,892,501,772	1,781,231,714	875,424,444
3212EM	LOUISIANA	KATRINA	8/27/2005	2-INFRASTRUCTURE 4-OPERATIONS 5-ADMINISTRATION	1,500,000 7,008,058	1,500,000 7,008,058	722,182
3212EM Total					8,508,058	8,508,058	722,182
3213EM	MISSISSIPPI	KATRINA	8/28/2005	2-INFRASTRUCTURE 4-OPERATIONS 5-ADMINISTRATION	2,622,585	2,622,585	89,059
3213EM Total					2,622,585	2,622,585	89,059

PROG CODE	STATE NAME	EVENT NAME	DECLARED	PROGRAM AREA	ALLOCATIONS	OBLIGATIONS	EXPENDITURES
3214EM	ALABAMA	KATRINA	8/28/2005	2-INFRASTRUCTURE 4-OPERATIONS 5-ADMINISTRATION	84,454	84,454	52,976
3214EM Total					84,454	84,454	52,976
3215EM	ARKANSAS	KATRINA	9/2/2005	2-INFRASTRUCTURE 4-OPERATIONS 5-ADMINISTRATION	44,583,900 3,500,000 4,225,259	42,900,495 3,500,000 3,898,297	40,087,459 1,300,346 3,065,228
3215EM Total					52,309,159	50,298,792	43,152,687
3216EM	TEXAS	KATRINA	9/2/2005	2-INFRASTRUCTURE 4-OPERATIONS 5-ADMINISTRATION	448,350,699 37,740,000 21,022,652	444,079,785 37,740,000 18,402,804	354,133,055 1,300,346 8,266,797
3216EM Total					507,113,351	500,222,589	363,700,198
3217EM	TENNESSEE	KATRINA	9/5/2005	2-INFRASTRUCTURE 4-OPERATIONS 5-ADMINISTRATION	29,000,000 5,000 83,363	27,482,841 5,000 83,363	17,379,340 1,300,346 81,363
3217EM Total					29,088,363	27,571,203	17,460,703
3218EM	GEORGIA	KATRINA	9/5/2005	2-INFRASTRUCTURE 5-ADMINISTRATION	20,900,000 92,000	20,340,858 92,000	8,668,450 767
3218EM Total					20,992,000	20,432,858	8,669,217
3219EM	OKLAHOMA	KATRINA	9/5/2005	2-INFRASTRUCTURE 5-ADMINISTRATION	10,450,313 176,910	9,789,515 161,938	6,171,600 149,334
3219EM Total					10,627,223	9,951,453	6,320,934
3220EM	FLORIDA	KATRINA	9/5/2005	2-INFRASTRUCTURE 5-ADMINISTRATION	9,200,000 2,272	7,845,819 2,272	224,114 2,272
3220EM Total					9,202,272	7,848,091	226,386
3221EM	WEST VIRGINIA	KATRINA	9/5/2005	2-INFRASTRUCTURE 5-ADMINISTRATION	321,000 123,811	315,855 103,490	148,276 103,490
3221EM Total					444,811	419,345	251,766
3222EM	NORTH CAROLINA	KATRINA	9/5/2005	2-INFRASTRUCTURE 5-ADMINISTRATION	2,000,000 2,261	1,968,692 2,261	1,205,129 261
3222EM Total					2,002,261	1,970,953	1,205,390
3223EM	UTAH	KATRINA	9/5/2005	2-INFRASTRUCTURE 4-OPERATIONS 5-ADMINISTRATION	1,333,020 5,000 81,798	1,333,020 5,000 62,207	1,087,584 45,339
3223EM Total					1,419,818	1,400,227	1,132,923
3224EM	COLORADO	KATRINA	9/5/2005	2-INFRASTRUCTURE 4-OPERATIONS 5-ADMINISTRATION	13,104,954 431,635	13,104,954 410,889	12,340,995 398,121
3224EM Total					13,536,589	13,515,842	12,739,116
3225EM	MICHIGAN	KATRINA	9/7/2005	2-INFRASTRUCTURE 5-ADMINISTRATION	1,325,000 455,284	1,146,739 320,511	568,468 252,286
3225EM Total					1,780,284	1,467,250	820,754
3226EM	DISTRICT OF COLUMBIA	KATRINA	9/7/2005	2-INFRASTRUCTURE 5-ADMINISTRATION	1,656,438 100,803	1,410,771 55,057	54,053
3226EM Total					1,757,241	1,465,828	54,053
3227EM	WASHINGTON	KATRINA	9/7/2005	2-INFRASTRUCTURE 5-ADMINISTRATION	2,936,187 376,346	2,936,186 301,769	282,087
3227EM Total					3,312,533	3,237,955	282,087
3228EM	OREGON	KATRINA	9/7/2005	2-INFRASTRUCTURE 5-ADMINISTRATION	2,047,247 45,053	2,047,243 38,096	363,013 31,133
3228EM Total					2,092,300	2,085,339	394,146
3229EM	NEW MEXICO	KATRINA	9/7/2005	2-INFRASTRUCTURE 5-ADMINISTRATION	2,139,800 106,507	842,550 70,132	79,467 66,361
3229EM Total					2,246,307	912,682	145,829

PROG CODE	STATE NAME	EVENT NAME	DECLARED	PROGRAM AREA	ALLOCATIONS	OBLIGATIONS	EXPENDITURES
3230EM	ILLINOIS	KATRINA	9/7/2005	2-INFRASTRUCTURE 5-ADMINISTRATION	2,418,578 214,507	1,021,069 195,764	691,290 157,963
3230EM Total					2,633,085	1,216,833	849,253
3231EM	KENTUCKY	KATRINA	9/10/2005	2-INFRASTRUCTURE 5-ADMINISTRATION	4,000,000 9,961	3,909,328 9,961	655,476 7,961
3231EM Total					4,009,961	3,919,288	663,437
3232EM	MISSOURI	KATRINA	9/10/2005	2-INFRASTRUCTURE 5-ADMINISTRATION	2,005,000 670,895	1,899,250 592,044	574,227
3232EM Total					2,675,895	2,491,293	574,227
3233EM	SOUTH CAROLINA	KATRINA	9/10/2005	2-INFRASTRUCTURE 5-ADMINISTRATION	3,614,915 42,089	3,263,685 42,089	2,901,531 40,089
3233EM Total					3,657,004	3,305,774	2,941,620
3234EM	SOUTH DAKOTA	KATRINA	9/10/2005	2-INFRASTRUCTURE 5-ADMINISTRATION	261,722 32,700	261,676 10,044	205,114 5,630
3234EM Total					294,422	271,720	210,744
3235EM	PENNSYLVANIA	KATRINA	9/10/2005	2-INFRASTRUCTURE 5-ADMINISTRATION	2,569,000 255,075	2,365,685 229,503	946,483 217,503
3235EM Total					2,824,075	2,595,189	1,163,987
3236EM	KANSAS	KATRINA	9/10/2005	2-INFRASTRUCTURE 5-ADMINISTRATION	163,200 56,298	163,069 187	132,658 187
3236EM Total					219,498	163,255	132,845
3237EM	ALABAMA	KATRINA	9/10/2005	2-INFRASTRUCTURE 4-OPERATIONS 5-ADMINISTRATION	2,500,000 1,000,000	2,019,062 1,000,000	1,035,973
3237EM Total					3,500,000	3,019,062	1,035,973
3238EM	INDIANA	KATRINA	9/10/2005	2-INFRASTRUCTURE 5-ADMINISTRATION	4,127,992 22,864	3,789,690 1,942	1,942
3238EM Total					4,150,856	3,791,632	1,942
3239EM	IOWA	KATRINA	9/10/2005	2-INFRASTRUCTURE 5-ADMINISTRATION	222,618 66,380	222,618 5,639	207,914 5,639
3239EM Total					288,998	228,257	213,553
3240EM	VIRGINIA	KATRINA	9/12/2005	2-INFRASTRUCTURE 5-ADMINISTRATION	562,100 130,910	561,809 101,872	231,003 101,872
3240EM Total					693,010	663,682	332,875
3241EM	ARIZONA	KATRINA	9/12/2005	2-INFRASTRUCTURE 5-ADMINISTRATION	4,113,330 2,230,828	4,113,301 2,211,493	3,845,682 186,270
3241EM Total					6,344,158	6,324,794	4,031,951
3242EM	MINNESOTA	KATRINA	9/13/2005	2-INFRASTRUCTURE 5-ADMINISTRATION	15,000,000 24,450	3,449,504	981,368
3242EM Total					15,024,450	3,449,504	981,368
3243EM	NEVADA	KATRINA	9/13/2005	2-INFRASTRUCTURE 5-ADMINISTRATION	1,000,000 284,759	568,297 257,943	422,109 232,844
3243EM Total					1,284,759	826,240	654,953
3244EM	IDAHO	KATRINA	9/13/2005	2-INFRASTRUCTURE 5-ADMINISTRATION	584,137 35,700	584,134 10,108	98,929 9,860
3244EM Total					619,837	594,243	108,789
3245EM	NEBRASKA	KATRINA	9/13/2005	2-INFRASTRUCTURE 5-ADMINISTRATION	210,100 56,602	210,100 1,302	63,544 1,302
3245EM Total					266,702	211,402	64,846
3246EM	CONNECTICUT	KATRINA	9/13/2005	2-INFRASTRUCTURE 5-ADMINISTRATION	1,000,000 43,301	353,722 36,005	22,287
3246EM Total					1,043,301	389,727	22,287
3247EM	NORTH DAKOTA	KATRINA	9/13/2005	2-INFRASTRUCTURE 5-ADMINISTRATION	23,747 41,985	23,747 21,747	20,151

PROG CODE	STATE NAME	EVENT NAME	DECLARED	PROGRAM AREA	ALLOCATIONS	OBLIGATIONS	EXPENDITURES
3247EM Total					65,732	45,494	20,151
3248EM	CALIFORNIA	KATRINA	9/13/2005	2-INFRASTRUCTURE	200,000		
				5-ADMINISTRATION	703,320	600,893	554,944
3248EM Total					903,320	600,893	554,944
3249EM	WISCONSIN	KATRINA	9/13/2005	2-INFRASTRUCTURE	3,501,228	2,970,925	552,911
				5-ADMINISTRATION	24,737	1,227	1,225
3249EM Total					3,525,965	2,972,152	554,136
3250EM	OHIO	KATRINA	9/13/2005	2-INFRASTRUCTURE	2,518,180	2,157,511	1,423,538
				5-ADMINISTRATION	25,350		
3250EM Total					2,543,530	2,157,511	1,423,538
3251EM	MARYLAND	KATRINA	9/13/2005	2-INFRASTRUCTURE	3,000,000	1,117,228	182,979
				5-ADMINISTRATION	106,326	82,847	82,847
3251EM Total					3,106,326	1,200,075	265,826
3252EM	MASSACHUSETTS	KATRINA	9/13/2005	2-INFRASTRUCTURE	5,250,000	4,388,139	4,055,174
				5-ADMINISTRATION	241,346	228,280	222,555
3252EM Total					5,491,346	4,616,420	4,277,729
3253EM	MONTANA	KATRINA	9/13/2005	2-INFRASTRUCTURE	400,000	397,372	115,462
				5-ADMINISTRATION	42,856	31,586	27,982
3253EM Total					442,856	428,958	143,444
3255EM	RHODE ISLAND	KATRINA	9/19/2005	2-INFRASTRUCTURE	1,500,000	1,008,050	
				5-ADMINISTRATION	24,708	17,933	12,057
3255EM Total					1,524,708	1,025,983	12,057
3256EM	MAINE	KATRINA	9/19/2005	2-INFRASTRUCTURE	100,000	47,927	
				5-ADMINISTRATION	6,000	6,000	
3256EM Total					106,000	53,927	
3257EM	NEW JERSEY	KATRINA	9/19/2005	2-INFRASTRUCTURE	120,026	120,026	116,692
				5-ADMINISTRATION	50,267	38,209	31,456
3257EM Total					170,293	158,235	148,148
3258EM	NEW HAMPSHIRE	KATRINA	9/19/2005	2-INFRASTRUCTURE	100,000	9,887	
				5-ADMINISTRATION	6,000	6,000	92
3258EM Total					106,000	15,887	92
3259EM	FLORIDA	RITA	9/20/2005	2-INFRASTRUCTURE	8,700,000	8,590,346	4,958,756
				4-OPERATIONS	10,000	10,000	
				5-ADMINISTRATION	1,280,801	1,280,801	69,260
3259EM Total					9,990,801	9,881,146	5,028,015
3260EM	LOUISIANA	RITA	9/21/2005	2-INFRASTRUCTURE			
				4-OPERATIONS	100,000	100,000	
				5-ADMINISTRATION	175,000	175,000	
3260EM Total					275,000	275,000	
3261EM	TEXAS	RITA	9/21/2005	2-INFRASTRUCTURE	5,135,000	5,078,077	4,605,835
				4-OPERATIONS	5,000,000	5,000,000	
				5-ADMINISTRATION	100,864,539	100,864,539	5,349,527
3261EM Total					110,999,539	110,942,616	9,955,362
3262EM	NEW YORK	KATRINA	9/30/2005	2-INFRASTRUCTURE	1,258,446	1,258,446	807,848
				5-ADMINISTRATION	292,350	236,064	229,555
3262EM Total					1,550,796	1,494,509	1,037,403
3263EM	DELAWARE	KATRINA	9/30/2005	2-INFRASTRUCTURE	82,441	82,439	23,349
				5-ADMINISTRATION	48,900	443	443
3263EM Total					131,341	82,882	23,792
Grand Total					33,876,422,773	30,962,674,137	17,532,854,014

FINANCIAL INFORMATION TOOL
FOR HURRICANE KATRINA, RITA, & WILMA DECLARATIONS ONLY
AS OF 04-26-2006

PROG CODE	STATE NAME	EVENT NAME	DECLARED	PROGRAM AREA	PROGRAM NAME	ALLOCATIONS	OBLIGATIONS	EXPENDITURES
1602DR	FLORIDA	KATRINA	8/28/2005	2-INFRASTRUCTURE	2594-INSPECTIONS	7,922,400	8,184,400	6,511,041
					416X-PUBLIC ASSISTANCE	150,636,074	149,780,804	87,949,052
				2-INFRASTRUCTURE Total		158,558,474	157,965,204	94,460,093
				4-OPERATIONS	2507-MISSIONS-TA	10,000	10,000	
					2508-MISSIONS-DFA			
				4-OPERATIONS Total		10,000	10,000	
				5-ADMINISTRATION	11XX-SALARIES & BENEFITS	2,533,231	2,253,400	2,253,400
					21XX-TRAVEL	2,087,000	2,077,075	1,724,823
					22XX-TRANSPORTATION	586,000	525,020	37,645
					23XX-RENT, COMM, UTILITIES	1,677,662	1,381,875	1,151,294
					24XX-PRINT & REPRO	20,000	10,500	
					2501-MISSIONS-FOS	18,537,425	15,195,925	6,392,881
					25XX-OTHER SERVICES	5,924,696	5,744,696	122,350
	26XX-SUPPLIES & MATERIALS	236,256	232,217	37,991				
	31XX-EQUIPMENT	151,500	94,570	31,692				
5-ADMINISTRATION Total		31,753,770	27,515,277	11,752,075				
1602DR Total						190,322,244	185,490,481	106,212,168
1603DR	LOUISIANA	KATRINA	8/29/2005	1-HUMAN SERVICES	2503-UNEMPLOYMENT	292,189,802	256,039,802	256,039,802
					2504-CRISIS COUNSELING-NIMH	15,753,102	4,042,584	4,042,584
					2576-LEGAL SERVICES	165,000	30,500	30,500
					2592-INSPECTIONS	95,715,164	86,297,443	63,339,943
					4149-OTHER NEEDS ASSISTANCE	1,277,528,988	1,277,528,988	1,271,026,821
					414X-HOUSING ASSISTANCE	3,066,403,939	3,066,462,555	3,056,010,034
					4152-CRISIS COUNSELING-SCC	20,574,070	17,803,805	7,328,539
					MANUFACTURED HOUSING	3,770,710,670	2,682,915,895	2,111,815,056
				1-HUMAN SERVICES Total		8,539,040,735	7,391,121,573	6,769,633,278
				2-INFRASTRUCTURE	2594-INSPECTIONS	192,758,900	189,803,400	92,589,704
					416X-PUBLIC ASSISTANCE	2,126,547,347	2,119,956,323	828,688,782
				2-INFRASTRUCTURE Total		2,319,306,247	2,309,759,723	921,278,487
				3-MITIGATION	2593-INSPECTIONS	11,233,976	6,549,459	2,758,260
					4173-HAZARD MITIGATION	2,468,240	2,468,240	
				3-MITIGATION Total		13,702,216	9,017,699	2,758,260
				4-OPERATIONS	2507-MISSIONS-TA	10,277,500	10,169,000	253,090
					2508-MISSIONS-DFA	2,967,407,501	2,967,302,306	200,609,332
				4-OPERATIONS Total		2,977,685,001	2,977,471,306	200,862,422
				5-ADMINISTRATION	11XX-SALARIES & BENEFITS	143,161,115	142,056,144	142,056,144
					21XX-TRAVEL	109,044,410	101,194,873	90,260,032
					22XX-TRANSPORTATION	13,364,320	13,119,628	8,283,894
	23XX-RENT, COMM, UTILITIES	195,676,000	168,930,797	119,114,713				
	24XX-PRINT & REPRO	2,484,004	2,148,284	338,097				
	2501-MISSIONS-FOS	738,744,987	738,659,851	17,891,864				
	25XX-OTHER SERVICES	1,261,955,690	1,009,812,021	516,479,748				
	26XX-SUPPLIES & MATERIALS	341,935,580	323,992,659	217,826,186				
	31XX-EQUIPMENT	124,837,918	102,107,695	83,665,064				
	32XX-LAND & STRUCTURES	8,108,620	5,902,020	1,683,865				
	4101-URBAN SEARCH & RESCUE	50,595,440	50,595,439	14,881,857				
5-ADMINISTRATION Total		2,989,908,084	2,658,519,411	1,212,481,465				
1603DR Total						16,839,642,283	15,345,889,712	9,107,013,912
1604DR	MISSISSIPPI	KATRINA	8/29/2005	1-HUMAN SERVICES	2503-UNEMPLOYMENT	100,000,056	72,450,000	72,450,000
					2504-CRISIS COUNSELING-NIMH	50,342,191	15,802,292	15,595,656
					2576-LEGAL SERVICES	44,000	43,492	43,492
					2592-INSPECTIONS	67,006,340	50,230,691	36,038,951
					4149-OTHER NEEDS ASSISTANCE	386,844,491	356,844,491	328,709,863
					414X-HOUSING ASSISTANCE	830,965,357	830,965,269	814,284,366
					4152-CRISIS COUNSELING-SCC	10,963,443	11,074,111	6,298,709
					MANUFACTURED HOUSING	1,583,081,542	983,590,089	815,026,973
				1-HUMAN SERVICES Total		3,029,247,420	2,321,000,434	2,088,448,010
				2-INFRASTRUCTURE	2594-INSPECTIONS	82,126,900	81,121,700	37,312,224
					416X-PUBLIC ASSISTANCE	1,081,524,960	1,055,439,452	505,588,229
				2-INFRASTRUCTURE Total		1,163,651,860	1,136,561,152	542,900,454
				3-MITIGATION	2593-INSPECTIONS	12,624,761	5,549,708	1,375,949

PROG CODE	STATE NAME	EVENT NAME	DECLARED	PROGRAM AREA	PROGRAM NAME	ALLOCATIONS	OBLIGATIONS	EXPENDITURES
					4173-HAZARD MITIGATION	5,374,186	5,374,186	243,506
					3-MITIGATION Total	17,998,947	10,923,894	1,619,455
				4-OPERATIONS	2507-MISSIONS-TA	29,013,256	13,070,256	1,666,181
					2508-MISSIONS-DFA	1,660,199,654	1,646,699,653	125,815,559
					4-OPERATIONS Total	1,689,212,910	1,659,769,909	127,481,740
				5-ADMINISTRATION	11XX-SALARIES & BENEFITS	125,614,741	116,333,425	116,333,425
					21XX-TRAVEL	76,244,846	71,200,669	54,237,101
					22XX-TRANSPORTION	29,400,851	26,844,175	25,957,320
					23XX-RENT, COMM, UTILITIES	55,302,096	42,213,305	22,192,221
					24XX-PRINT & REPRO	2,270,701	2,176,723	1,069,336
					2501-MISSIONS-FOS	1,469,111,771	1,465,800,210	296,864,536
					25XX-OTHER SERVICES	609,624,344	550,002,840	345,245,393
					26XX-SUPPLIES & MATERIALS	190,271,872	176,576,882	70,577,475
					31XX-EQUIPMENT	81,149,552	74,418,665	65,484,461
					32XX-LAND & STRUCTURES	2,027,846	1,568,961	1,216,749
					4101-URBAN SEARCH & RESCUE	24,600,030	24,600,030	5,848,845
					5-ADMINISTRATION Total	2,665,618,652	2,551,735,886	1,005,026,862
1604DR Total						8,565,729,789	7,679,991,273	3,765,476,521
1605DR	ALABAMA	KATRINA	8/29/2005	1-HUMAN SERVICES	2503-UNEMPLOYMENT	1,948,400	1,372,364	1,372,364
					2504-CRISIS COUNSELING-NIMH	4,436,110	1,203,860	488,246
					2576-LEGAL SERVICES	5,775	5,775	5,775
					2592-INSPECTIONS	21,886,811	8,123,500	7,016,193
					4149-OTHER NEEDS ASSISTANCE	31,470,394	31,470,394	29,097,470
					414X-HOUSING ASSISTANCE	89,406,632	89,131,632	88,042,359
					4152-CRISIS COUNSELING-SCC	3,135,574	3,135,574	1,492,761
					MANUFACTURED HOUSING	1,053,847,911	1,009,937,978	970,300,421
					1-HUMAN SERVICES Total	1,206,137,608	1,144,381,077	1,097,815,590
				2-INFRASTRUCTURE	2594-INSPECTIONS	1,449,000	1,448,600	779,502
					416X-PUBLIC ASSISTANCE	98,977,362	97,214,559	68,623,684
					2-INFRASTRUCTURE Total	100,426,362	98,663,159	69,403,186
				3-MITIGATION	2593-INSPECTIONS	2,784,984	2,449,984	718,306
					3-MITIGATION Total	2,784,984	2,449,984	718,306
				4-OPERATIONS	2507-MISSIONS-TA	3,000,000	3,000,000	114,778
					2508-MISSIONS-DFA	178,500,000	178,500,000	51,770,324
					4-OPERATIONS Total	181,500,000	181,500,000	51,885,103
				5-ADMINISTRATION	11XX-SALARIES & BENEFITS	18,331,305	16,519,149	16,519,149
					21XX-TRAVEL	17,985,052	17,947,806	14,890,543
					22XX-TRANSPORTION	2,414,000	1,106,100	132,357
					23XX-RENT, COMM, UTILITIES	7,659,755	7,218,609	4,544,363
					24XX-PRINT & REPRO	386,892	245,327	110,187
					2501-MISSIONS-FOS	82,026,850	82,026,122	10,941,612
					25XX-OTHER SERVICES	59,468,294	53,872,977	40,034,629
					26XX-SUPPLIES & MATERIALS	5,785,725	4,433,672	2,349,601
					31XX-EQUIPMENT	3,906,076	3,068,130	2,599,734
					5-ADMINISTRATION Total	197,963,949	186,437,893	92,122,174
1605DR Total						1,688,812,903	1,613,432,114	1,311,944,359
1606DR	TEXAS	RITA	9/24/2005	1-HUMAN SERVICES	2503-UNEMPLOYMENT	11,382,008	6,529,529	6,529,529
					2504-CRISIS COUNSELING-NIMH		1,546,988	
					2576-LEGAL SERVICES			
					2592-INSPECTIONS	44,082,928	37,661,997	25,917,026
					4149-OTHER NEEDS ASSISTANCE			(500)
					414X-HOUSING ASSISTANCE	636,014,899	636,014,000	501,473,626
					4152-CRISIS COUNSELING-SCC	1,557,215	650,742	
					4154-OTHER NEEDS ASSISTANCE	68,880,000	68,880,000	65,715,784
					MANUFACTURED HOUSING	191,785,400	106,711,701	88,692,282
					1-HUMAN SERVICES Total	953,702,450	857,994,957	688,327,747
				2-INFRASTRUCTURE	2594-INSPECTIONS	14,543,900	11,930,400	6,604,809
					416X-PUBLIC ASSISTANCE	262,950,000	242,294,327	152,126,721
					2-INFRASTRUCTURE Total	277,493,900	254,224,727	158,731,530
				3-MITIGATION	2593-INSPECTIONS	11,399,991	3,236,024	419,715
					4173-HAZARD MITIGATION	583,932	583,932	8,733
					3-MITIGATION Total	11,983,923	3,819,956	428,448
				4-OPERATIONS	2507-MISSIONS-TA	150,000	150,000	7,204
					2508-MISSIONS-DFA	238,050,000	235,367,600	7,644,746
					4-OPERATIONS Total	238,200,000	235,517,600	7,651,950
				5-ADMINISTRATION	11XX-SALARIES & BENEFITS	36,568,356	34,578,690	34,578,690

PROG CODE	STATE NAME	EVENT NAME	DECLARED	PROGRAM AREA	PROGRAM NAME	ALLOCATIONS	OBLIGATIONS	EXPENDITURES
					21XX-TRAVEL	27,739,242	26,681,360	25,309,330
					22XX-TRANSPORTION	2,549,000	410,000	133,408
					23XX-RENT, COMM, UTILITIES	13,002,975	9,901,642	5,106,692
					24XX-PRINT & REPRO	573,000	368,338	165,454
					2501-MISSIONS-FOS	257,489,000	256,439,000	17,806,298
					25XX-OTHER SERVICES	238,399,400	172,587,062	128,460,918
					26XX-SUPPLIES & MATERIALS	8,488,417	6,557,366	1,748,343
					31XX-EQUIPMENT	7,676,000	5,067,724	4,074,370
					4101-URBAN SEARCH & RESCUE	19,194,226	19,194,226	3,893,850
				5-ADMINISTRATION Total		611,679,616	531,785,408	221,277,353
1606DR Total						2,093,059,889	1,883,342,649	1,076,417,028
1607DR	LOUISIANA	RITA	9/24/2005	1-HUMAN SERVICES	2503-UNEMPLOYMENT	11,309,413	11,309,413	11,309,413
					2592-INSPECTIONS	27,504,750	27,504,750	20,116,106
					4149-OTHER NEEDS ASSISTANCE	98,800,000	98,800,000	97,782,227
					414X-HOUSING ASSISTANCE	402,936,669	402,936,669	401,277,694
					MANUFACTURED HOUSING	50,012,000	1,515,370	1,269,120
				1-HUMAN SERVICES Total		590,562,832	542,066,202	531,754,560
				2-INFRASTRUCTURE	2594-INSPECTIONS	4,952,000	3,852,000	562,079
					416X-PUBLIC ASSISTANCE	206,112,097	204,952,367	60,415,103
				2-INFRASTRUCTURE Total		211,064,097	208,804,367	60,977,182
				3-MITIGATION	2593-INSPECTIONS	4,844,983	4,099,943	1,544,629
					4173-HAZARD MITIGATION	433,544	433,544	
				3-MITIGATION Total		5,278,527	4,533,487	1,544,629
				4-OPERATIONS	2507-MISSIONS-TA	1,000,000	1,000,000	57,353
					2508-MISSIONS-DFA	520,036,000	520,036,000	51,364,299
				4-OPERATIONS Total		521,036,000	521,036,000	51,421,652
				5-ADMINISTRATION	11XX-SALARIES & BENEFITS	10,769,421	10,689,791	10,689,791
					21XX-TRAVEL	3,377,800	3,377,317	3,092,025
					22XX-TRANSPORTION	1,212,000	1,137,000	127,094
					23XX-RENT, COMM, UTILITIES	8,589,350	7,154,482	4,549,220
					24XX-PRINT & REPRO	550,000	463,910	78,657
					2501-MISSIONS-FOS	39,447,685	39,447,685	8,363,641
					25XX-OTHER SERVICES	304,550,237	266,852,613	92,402,920
					26XX-SUPPLIES & MATERIALS	41,000,770	39,077,797	29,300,837
					31XX-EQUIPMENT	4,006,000	2,140,456	65,148
					32XX-LAND & STRUCTURES	2,100,000		
					4101-URBAN SEARCH & RESCUE	3,206,000	3,086,000	1,148,533
				5-ADMINISTRATION Total		418,809,263	373,427,051	149,817,866
1607DR Total						1,746,750,718	1,649,867,107	795,515,889
1609DR	FLORIDA	WILMA	10/24/2005	1-HUMAN SERVICES	2503-UNEMPLOYMENT	5,770,125	5,770,125	5,770,125
					2504-CRISIS COUNSELING-NIMH	3,246,808	3,246,808	3,246,808
					2576-LEGAL SERVICES	5,000	5,000	5,000
					2592-INSPECTIONS	42,429,400	42,429,256	36,647,157
					4149-OTHER NEEDS ASSISTANCE	183,000,000	183,000,000	142,999,090
					414X-HOUSING ASSISTANCE	163,715,000	163,695,000	143,349,809
					4152-CRISIS COUNSELING-SCC	2,628,148	1,164,961	1,164,961
					MANUFACTURED HOUSING	89,013,000	76,530,108	62,838,040
				1-HUMAN SERVICES Total		489,807,481	475,841,258	396,020,991
				2-INFRASTRUCTURE	2594-INSPECTIONS	44,126,700	35,295,300	15,388,989
					416X-PUBLIC ASSISTANCE	784,050,000	748,010,077	400,638,934
				2-INFRASTRUCTURE Total		828,176,700	783,305,377	416,027,924
				3-MITIGATION	2593-INSPECTIONS	1,000,000	899,797	121,881
				3-MITIGATION Total		1,000,000	899,797	121,881
				4-OPERATIONS	2507-MISSIONS-TA	700,000	700,000	20,075
					2508-MISSIONS-DFA	233,328,384	233,328,384	733,254
				4-OPERATIONS Total		234,028,384	234,028,384	753,329
				5-ADMINISTRATION	11XX-SALARIES & BENEFITS	37,113,330	30,933,425	30,933,425
					21XX-TRAVEL	13,059,700	12,746,868	12,025,732
					22XX-TRANSPORTION	13,625,440	10,625,440	2,424,956
					23XX-RENT, COMM, UTILITIES	6,221,000	5,673,876	4,148,106
					24XX-PRINT & REPRO	423,500	286,870	113,916
					2501-MISSIONS-FOS	147,029,012	132,204,012	8,562,989
					25XX-OTHER SERVICES	21,922,000	13,054,107	2,249,419
					26XX-SUPPLIES & MATERIALS	91,470,000	74,707,295	1,120,485
					31XX-EQUIPMENT	2,310,000	891,919	374,471
					32XX-LAND & STRUCTURES	99,225	69,293	18,292

PROG CODE	STATE NAME	EVENT NAME	DECLARED	PROGRAM AREA	PROGRAM NAME	ALLOCATIONS	OBLIGATIONS	EXPENDITURES
					4101-URBAN SEARCH & RESCUE	6,216,000	5,963,794	528,529
				5-ADMINISTRATION Total		339,489,207	287,156,899	62,500,319
1609DR Total						1,892,501,772	1,781,231,714	875,424,444
3212EM	LOUISIANA	KATRINA	8/27/2005	2-INFRASTRUCTURE	416X-PUBLIC ASSISTANCE			
				2-INFRASTRUCTURE Total				
				4-OPERATIONS	2508-MISSIONS-DFA	1,500,000	1,500,000	
				4-OPERATIONS Total		1,500,000	1,500,000	
				5-ADMINISTRATION	11XX-SALARIES & BENEFITS	1,922	1,922	1,922
					21XX-TRAVEL	5,559	5,559	5,559
					22XX-TRANSPORTION			
					23XX-RENT, COMM, UTILITIES	588,577	588,577	538,577
					24XX-PRINT & REPRO			
					2501-MISSIONS-FOS	6,370,000	6,370,000	134,840
					25XX-OTHER SERVICES	40,000	40,000	40,000
					26XX-SUPPLIES & MATERIALS	2,000	2,000	1,284
					31XX-EQUIPMENT			
				5-ADMINISTRATION Total		7,008,058	7,008,058	722,182
3212EM Total						8,508,058	8,508,058	722,182
3213EM	MISSISSIPPI	KATRINA	8/28/2005	2-INFRASTRUCTURE	416X-PUBLIC ASSISTANCE			
				2-INFRASTRUCTURE Total				
				4-OPERATIONS	2507-MISSIONS-TA			
					2508-MISSIONS-DFA			
				4-OPERATIONS Total				
				5-ADMINISTRATION	11XX-SALARIES & BENEFITS	288	288	288
					21XX-TRAVEL			
					22XX-TRANSPORTION			
					23XX-RENT, COMM, UTILITIES			
					24XX-PRINT & REPRO			
					2501-MISSIONS-FOS	2,612,457	2,612,457	88,771
					25XX-OTHER SERVICES	9,840	9,840	
					26XX-SUPPLIES & MATERIALS			
				5-ADMINISTRATION Total		2,622,585	2,622,585	89,059
3213EM Total						2,622,585	2,622,585	89,059
3214EM	ALABAMA	KATRINA	8/28/2005	2-INFRASTRUCTURE	416X-PUBLIC ASSISTANCE			
				2-INFRASTRUCTURE Total				
				4-OPERATIONS	2507-MISSIONS-TA			
					2508-MISSIONS-DFA			
				4-OPERATIONS Total				
				5-ADMINISTRATION	11XX-SALARIES & BENEFITS			
					21XX-TRAVEL			
					22XX-TRANSPORTION			
					23XX-RENT, COMM, UTILITIES	30,000	30,000	30,000
					24XX-PRINT & REPRO			
					2501-MISSIONS-FOS	31,478	31,478	
					26XX-SUPPLIES & MATERIALS			
					31XX-EQUIPMENT	22,976	22,976	22,976
				5-ADMINISTRATION Total		84,454	84,454	52,976
3214EM Total						84,454	84,454	52,976
3215EM	ARKANSAS	KATRINA	9/2/2005	2-INFRASTRUCTURE	2594-INSPECTIONS	1,583,900	1,583,900	1,119,760
					416X-PUBLIC ASSISTANCE	43,000,000	41,316,595	38,967,700
				2-INFRASTRUCTURE Total		44,583,900	42,900,495	40,087,459
				4-OPERATIONS	2508-MISSIONS-DFA	3,500,000	3,500,000	
				4-OPERATIONS Total		3,500,000	3,500,000	
				5-ADMINISTRATION	11XX-SALARIES & BENEFITS	1,545,653	1,313,933	1,313,933
					21XX-TRAVEL	1,500,082	1,497,531	1,429,425
					22XX-TRANSPORTION	16,100	15,125	7,249
					23XX-RENT, COMM, UTILITIES	391,644	353,035	223,500
					24XX-PRINT & REPRO	6,000	2,779	2,234
					2501-MISSIONS-FOS	580,000	580,000	7,452
					25XX-OTHER SERVICES	7,500	2,795	1,125
					26XX-SUPPLIES & MATERIALS	123,580	79,820	47,813
					31XX-EQUIPMENT	54,700	53,279	32,497
					32XX-LAND & STRUCTURES			
				5-ADMINISTRATION Total		4,225,259	3,898,297	3,065,228
3215EM Total						52,309,159	50,298,792	43,152,687
3216EM	TEXAS	KATRINA	9/2/2005	2-INFRASTRUCTURE	2594-INSPECTIONS	6,508,500	4,204,900	2,093,311

PROG CODE	STATE NAME	EVENT NAME	DECLARED	PROGRAM AREA	PROGRAM NAME	ALLOCATIONS	OBLIGATIONS	EXPENDITURES
					416X-PUBLIC ASSISTANCE	441,842,199	439,874,885	352,039,744
				2-INFRASTRUCTURE Total		448,350,699	444,079,785	354,133,055
				4-OPERATIONS	2508-MISSIONS-DFA	37,740,000	37,740,000	1,300,346
				4-OPERATIONS Total		37,740,000	37,740,000	1,300,346
				5-ADMINISTRATION	11XX-SALARIES & BENEFITS	2,634,491	2,500,422	2,500,422
					21XX-TRAVEL	3,211,405	3,092,405	2,830,623
					22XX-TRANSPORTION	234,000	38,446	17,207
					23XX-RENT, COMM, UTILITIES	2,095,492	2,061,022	1,236,338
					24XX-PRINT & REPRO	91,491	37,054	23,596
					2501-MISSIONS-FOS	8,555,000	8,555,000	10,528
					25XX-OTHER SERVICES	2,402,386	483,886	236,756
					26XX-SUPPLIES & MATERIALS	1,195,559	1,145,579	995,516
					31XX-EQUIPMENT	602,827	488,989	415,811
				5-ADMINISTRATION Total		21,022,652	18,402,804	8,266,797
3216EM Total						507,113,351	500,222,589	363,700,198
3217EM	TENNESSEE	KATRINA	9/5/2005	2-INFRASTRUCTURE	416X-PUBLIC ASSISTANCE	29,000,000	27,482,841	17,379,340
				2-INFRASTRUCTURE Total		29,000,000	27,482,841	17,379,340
				4-OPERATIONS	2507-MISSIONS-TA	5,000	5,000	
				4-OPERATIONS Total		5,000	5,000	
				5-ADMINISTRATION	11XX-SALARIES & BENEFITS	13,380	13,380	13,380
					21XX-TRAVEL	67,983	67,983	67,983
					22XX-TRANSPORTION			
					23XX-RENT, COMM, UTILITIES			
					24XX-PRINT & REPRO			
					2501-MISSIONS-FOS	2,000	2,000	
					26XX-SUPPLIES & MATERIALS			
				5-ADMINISTRATION Total		83,363	83,363	81,363
3217EM Total						29,088,363	27,571,203	17,460,703
3218EM	GEORGIA	KATRINA	9/5/2005	2-INFRASTRUCTURE	416X-PUBLIC ASSISTANCE	20,900,000	20,340,858	8,668,450
				2-INFRASTRUCTURE Total		20,900,000	20,340,858	8,668,450
				5-ADMINISTRATION	11XX-SALARIES & BENEFITS			
					21XX-TRAVEL	40,000	40,000	767
					22XX-TRANSPORTION			
					23XX-RENT, COMM, UTILITIES			
					24XX-PRINT & REPRO			
					2501-MISSIONS-FOS	52,000	52,000	
					26XX-SUPPLIES & MATERIALS			
				5-ADMINISTRATION Total		92,000	92,000	767
3218EM Total						20,992,000	20,432,858	8,669,217
3219EM	OKLAHOMA	KATRINA	9/5/2005	2-INFRASTRUCTURE	416X-PUBLIC ASSISTANCE	10,450,313	9,789,515	6,171,600
				2-INFRASTRUCTURE Total		10,450,313	9,789,515	6,171,600
				5-ADMINISTRATION	11XX-SALARIES & BENEFITS	85,951	72,669	72,669
					21XX-TRAVEL	88,459	88,459	75,855
					22XX-TRANSPORTION	500		
					23XX-RENT, COMM, UTILITIES			
					24XX-PRINT & REPRO	1,000	756	756
					25XX-OTHER SERVICES			
					26XX-SUPPLIES & MATERIALS	1,000	54	54
					31XX-EQUIPMENT			
				5-ADMINISTRATION Total		176,910	161,938	149,334
3219EM Total						10,627,223	9,951,453	6,320,934
3220EM	FLORIDA	KATRINA	9/5/2005	2-INFRASTRUCTURE	416X-PUBLIC ASSISTANCE	9,200,000	7,845,819	224,114
				2-INFRASTRUCTURE Total		9,200,000	7,845,819	224,114
				5-ADMINISTRATION	11XX-SALARIES & BENEFITS	2,272	2,272	2,272
					21XX-TRAVEL			
					22XX-TRANSPORTION			
					23XX-RENT, COMM, UTILITIES			
					24XX-PRINT & REPRO			
					2501-MISSIONS-FOS			
					26XX-SUPPLIES & MATERIALS			
				5-ADMINISTRATION Total		2,272	2,272	2,272
3220EM Total						9,202,272	7,848,091	226,386
3221EM	WEST VIRGINIA	KATRINA	9/5/2005	2-INFRASTRUCTURE	416X-PUBLIC ASSISTANCE	321,000	315,855	148,276
				2-INFRASTRUCTURE Total		321,000	315,855	148,276
				5-ADMINISTRATION	11XX-SALARIES & BENEFITS	87,195	75,094	75,094
					21XX-TRAVEL	36,522	28,302	28,302

PROG CODE	STATE NAME	EVENT NAME	DECLARED	PROGRAM AREA	PROGRAM NAME	ALLOCATIONS	OBLIGATIONS	EXPENDITURES
					22XX-TRANSPORTION 23XX-RENT, COMM, UTILITIES 24XX-PRINT & REPRO 26XX-SUPPLIES & MATERIALS		94	94
					5-ADMINISTRATION Total	123,811	103,490	103,490
3221EM Total						444,811	419,345	251,766
3222EM	NORTH CAROLINA	KATRINA	9/5/2005	2-INFRASTRUCTURE	416X-PUBLIC ASSISTANCE	2,000,000	1,968,692	1,205,129
					2-INFRASTRUCTURE Total	2,000,000	1,968,692	1,205,129
				5-ADMINISTRATION	11XX-SALARIES & BENEFITS 21XX-TRAVEL 22XX-TRANSPORTION 23XX-RENT, COMM, UTILITIES 24XX-PRINT & REPRO 2501-MISSIONS-FOS 26XX-SUPPLIES & MATERIALS	261	261	261
					5-ADMINISTRATION Total	2,261	2,261	261
3222EM Total						2,002,261	1,970,953	1,205,390
3223EM	UTAH	KATRINA	9/5/2005	2-INFRASTRUCTURE	416X-PUBLIC ASSISTANCE	1,333,020	1,333,020	1,087,584
					2-INFRASTRUCTURE Total	1,333,020	1,333,020	1,087,584
				4-OPERATIONS	2508-MISSIONS-DFA	5,000	5,000	
					4-OPERATIONS Total	5,000	5,000	
				5-ADMINISTRATION	11XX-SALARIES & BENEFITS 21XX-TRAVEL 22XX-TRANSPORTION 23XX-RENT, COMM, UTILITIES 24XX-PRINT & REPRO 26XX-SUPPLIES & MATERIALS	35,606 39,192	19,962 38,246	19,962 25,377
					5-ADMINISTRATION Total	7,000	4,000	
3223EM Total						1,419,818	1,400,227	1,132,923
3224EM	COLORADO	KATRINA	9/5/2005	2-INFRASTRUCTURE	416X-PUBLIC ASSISTANCE	13,104,954	13,104,954	12,340,995
					2-INFRASTRUCTURE Total	13,104,954	13,104,954	12,340,995
				4-OPERATIONS	2508-MISSIONS-DFA			
					4-OPERATIONS Total			
				5-ADMINISTRATION	11XX-SALARIES & BENEFITS 21XX-TRAVEL 22XX-TRANSPORTION 23XX-RENT, COMM, UTILITIES 24XX-PRINT & REPRO 2501-MISSIONS-FOS 26XX-SUPPLIES & MATERIALS	319,847 104,288 500	302,584 104,288 16	302,584 93,808
					5-ADMINISTRATION Total	7,000	4,000	1,729
3224EM Total						431,635	410,889	398,121
						13,536,589	13,515,842	12,739,116
3225EM	MICHIGAN	KATRINA	9/7/2005	2-INFRASTRUCTURE	416X-PUBLIC ASSISTANCE	1,325,000	1,146,739	568,468
					2-INFRASTRUCTURE Total	1,325,000	1,146,739	568,468
				5-ADMINISTRATION	11XX-SALARIES & BENEFITS 21XX-TRAVEL 22XX-TRANSPORTION 23XX-RENT, COMM, UTILITIES 24XX-PRINT & REPRO 26XX-SUPPLIES & MATERIALS 31XX-EQUIPMENT	265,784 185,500 1,000 2,000 1,000	143,011 175,000 500	143,011 108,070 493
					5-ADMINISTRATION Total	455,284	320,511	252,286
3225EM Total						1,780,284	1,467,250	820,754
3226EM	DISTRICT OF COLUMBIA	KATRINA	9/7/2005	2-INFRASTRUCTURE	416X-PUBLIC ASSISTANCE	1,656,438	1,410,771	
					2-INFRASTRUCTURE Total	1,656,438	1,410,771	
				5-ADMINISTRATION	11XX-SALARIES & BENEFITS 21XX-TRAVEL 22XX-TRANSPORTION 23XX-RENT, COMM, UTILITIES 24XX-PRINT & REPRO 26XX-SUPPLIES & MATERIALS	54,856 45,947	15,430 39,627	15,430 38,623
					5-ADMINISTRATION Total	100,803	55,057	54,053
3226EM Total						1,757,241	1,465,828	54,053
3227EM	WASHINGTON	KATRINA	9/7/2005	2-INFRASTRUCTURE	416X-PUBLIC ASSISTANCE	2,936,187	2,936,186	
					2-INFRASTRUCTURE Total	2,936,187	2,936,186	
				5-ADMINISTRATION	11XX-SALARIES & BENEFITS	272,015	212,008	212,008

PROG CODE	STATE NAME	EVENT NAME	DECLARED	PROGRAM AREA	PROGRAM NAME	ALLOCATIONS	OBLIGATIONS	EXPENDITURES
					21XX-TRAVEL 22XX-TRANSPORTION 23XX-RENT, COMM, UTILITIES 24XX-PRINT & REPRO 26XX-SUPPLIES & MATERIALS	104,218 113	89,648 113	69,966 113
				5-ADMINISTRATION Total		376,346	301,769	282,087
3227EM Total						3,312,533	3,237,955	282,087
3228EM	OREGON	KATRINA	9/7/2005	2-INFRASTRUCTURE	416X-PUBLIC ASSISTANCE	2,047,247	2,047,243	363,013
				2-INFRASTRUCTURE Total		2,047,247	2,047,243	363,013
				5-ADMINISTRATION	11XX-SALARIES & BENEFITS 21XX-TRAVEL 22XX-TRANSPORTION 23XX-RENT, COMM, UTILITIES 24XX-PRINT & REPRO 26XX-SUPPLIES & MATERIALS	24,131 20,922 	17,674 20,422 	17,674 13,459
				5-ADMINISTRATION Total		45,053	38,096	31,133
3228EM Total						2,092,300	2,085,339	394,146
3229EM	NEW MEXICO	KATRINA	9/7/2005	2-INFRASTRUCTURE	2594-INSPECTIONS 416X-PUBLIC ASSISTANCE	139,800 2,000,000	139,800 702,750	79,467
				2-INFRASTRUCTURE Total		2,139,800	842,550	79,467
				5-ADMINISTRATION	11XX-SALARIES & BENEFITS 21XX-TRAVEL 22XX-TRANSPORTION 23XX-RENT, COMM, UTILITIES 24XX-PRINT & REPRO 25XX-OTHER SERVICES 26XX-SUPPLIES & MATERIALS 31XX-EQUIPMENT	56,149 44,242 2,500 500 3,116	25,737 44,242 37 116	25,737 40,572 37 16
				5-ADMINISTRATION Total		106,507	70,132	66,361
3229EM Total						2,246,307	912,682	145,829
3230EM	ILLINOIS	KATRINA	9/7/2005	2-INFRASTRUCTURE	416X-PUBLIC ASSISTANCE	2,418,578	1,021,069	691,290
				2-INFRASTRUCTURE Total		2,418,578	1,021,069	691,290
				5-ADMINISTRATION	11XX-SALARIES & BENEFITS 21XX-TRAVEL 22XX-TRANSPORTION 23XX-RENT, COMM, UTILITIES 24XX-PRINT & REPRO 26XX-SUPPLIES & MATERIALS	125,581 88,926 	110,651 85,113 	110,651 47,313
				5-ADMINISTRATION Total		214,507	195,764	157,963
3230EM Total						2,633,085	1,216,833	849,253
3231EM	KENTUCKY	KATRINA	9/10/2005	2-INFRASTRUCTURE	416X-PUBLIC ASSISTANCE	4,000,000	3,909,328	655,476
				2-INFRASTRUCTURE Total		4,000,000	3,909,328	655,476
				5-ADMINISTRATION	11XX-SALARIES & BENEFITS 21XX-TRAVEL 22XX-TRANSPORTION 23XX-RENT, COMM, UTILITIES 24XX-PRINT & REPRO 2501-MISSIONS-FOS 26XX-SUPPLIES & MATERIALS	7,961 2,000	7,961 2,000	7,961 4,328
				5-ADMINISTRATION Total		9,961	9,961	7,961
3231EM Total						4,009,961	3,919,288	663,437
3232EM	MISSOURI	KATRINA	9/10/2005	2-INFRASTRUCTURE	416X-PUBLIC ASSISTANCE	2,005,000	1,899,250	
				2-INFRASTRUCTURE Total		2,005,000	1,899,250	
				5-ADMINISTRATION	11XX-SALARIES & BENEFITS 21XX-TRAVEL 22XX-TRANSPORTION 23XX-RENT, COMM, UTILITIES 24XX-PRINT & REPRO 2501-MISSIONS-FOS 26XX-SUPPLIES & MATERIALS	426,072 233,823 1,000 5,000 5,000	366,871 214,172 1,000 5,000 5,000	366,871 202,028 1,000 4,328
				5-ADMINISTRATION Total		670,895	592,044	574,227
3232EM Total						2,675,895	2,491,293	574,227
3233EM	SOUTH CAROLINA	KATRINA	9/10/2005	2-INFRASTRUCTURE	416X-PUBLIC ASSISTANCE	3,614,915	3,263,685	2,901,531
				2-INFRASTRUCTURE Total		3,614,915	3,263,685	2,901,531
				5-ADMINISTRATION	11XX-SALARIES & BENEFITS 21XX-TRAVEL	 40,089	 40,089	 40,089

PROG CODE	STATE NAME	EVENT NAME	DECLARED	PROGRAM AREA	PROGRAM NAME	ALLOCATIONS	OBLIGATIONS	EXPENDITURES
					22XX-TRANSPORTION 23XX-RENT, COMM, UTILITIES 24XX-PRINT & REPRO 2501-MISSIONS-FOS 26XX-SUPPLIES & MATERIALS	2,000	2,000	
				5-ADMINISTRATION Total		42,089	42,089	40,089
3233EM Total						3,657,004	3,305,774	2,941,620
3234EM	SOUTH DAKOTA	KATRINA	9/10/2005	2-INFRASTRUCTURE	416X-PUBLIC ASSISTANCE	261,722	261,676	205,114
				2-INFRASTRUCTURE Total		261,722	261,676	205,114
				5-ADMINISTRATION	11XX-SALARIES & BENEFITS 21XX-TRAVEL 22XX-TRANSPORTION 23XX-RENT, COMM, UTILITIES 24XX-PRINT & REPRO 26XX-SUPPLIES & MATERIALS	20,700 10,000	10,044	5,630
				5-ADMINISTRATION Total		32,700	10,044	5,630
3234EM Total						294,422	271,720	210,744
3235EM	PENNSYLVANIA	KATRINA	9/10/2005	2-INFRASTRUCTURE	416X-PUBLIC ASSISTANCE	2,569,000	2,365,685	946,483
				2-INFRASTRUCTURE Total		2,569,000	2,365,685	946,483
				5-ADMINISTRATION	11XX-SALARIES & BENEFITS 21XX-TRAVEL 22XX-TRANSPORTION 23XX-RENT, COMM, UTILITIES 24XX-PRINT & REPRO 26XX-SUPPLIES & MATERIALS	153,646 101,429	138,572 90,932	138,572 78,932
				5-ADMINISTRATION Total		255,075	229,503	217,503
3235EM Total						2,824,075	2,595,189	1,163,987
3236EM	KANSAS	KATRINA	9/10/2005	2-INFRASTRUCTURE	416X-PUBLIC ASSISTANCE	163,200	163,069	132,658
				2-INFRASTRUCTURE Total		163,200	163,069	132,658
				5-ADMINISTRATION	11XX-SALARIES & BENEFITS 21XX-TRAVEL 22XX-TRANSPORTION 23XX-RENT, COMM, UTILITIES 24XX-PRINT & REPRO 26XX-SUPPLIES & MATERIALS	55,298 500 500	187	187
				5-ADMINISTRATION Total		56,298	187	187
3236EM Total						219,498	163,255	132,845
3237EM	ALABAMA	KATRINA	9/10/2005	2-INFRASTRUCTURE	416X-PUBLIC ASSISTANCE	2,500,000	2,019,062	1,035,973
				2-INFRASTRUCTURE Total		2,500,000	2,019,062	1,035,973
				4-OPERATIONS	2508-MISSIONS-DFA	1,000,000	1,000,000	
				4-OPERATIONS Total		1,000,000	1,000,000	
				5-ADMINISTRATION	11XX-SALARIES & BENEFITS 21XX-TRAVEL 22XX-TRANSPORTION 23XX-RENT, COMM, UTILITIES 24XX-PRINT & REPRO 26XX-SUPPLIES & MATERIALS			
				5-ADMINISTRATION Total				
3237EM Total						3,500,000	3,019,062	1,035,973
3238EM	INDIANA	KATRINA	9/10/2005	2-INFRASTRUCTURE	416X-PUBLIC ASSISTANCE	4,127,992	3,789,690	
				2-INFRASTRUCTURE Total		4,127,992	3,789,690	
				5-ADMINISTRATION	11XX-SALARIES & BENEFITS 21XX-TRAVEL 22XX-TRANSPORTION 23XX-RENT, COMM, UTILITIES 24XX-PRINT & REPRO 26XX-SUPPLIES & MATERIALS	12,264 10,600	1,942	1,942
				5-ADMINISTRATION Total		22,864	1,942	1,942
3238EM Total						4,150,856	3,791,632	1,942
3239EM	IOWA	KATRINA	9/10/2005	2-INFRASTRUCTURE	416X-PUBLIC ASSISTANCE	222,618	222,618	207,914
				2-INFRASTRUCTURE Total		222,618	222,618	207,914
				5-ADMINISTRATION	11XX-SALARIES & BENEFITS 21XX-TRAVEL 22XX-TRANSPORTION 23XX-RENT, COMM, UTILITIES 24XX-PRINT & REPRO	10,350 55,030	712 4,928	712 4,928
				5-ADMINISTRATION Total		65,380	5,640	5,640

PROG CODE	STATE NAME	EVENT NAME	DECLARED	PROGRAM AREA	PROGRAM NAME	ALLOCATIONS	OBLIGATIONS	EXPENDITURES
					26XX-SUPPLIES & MATERIALS	500		
				5-ADMINISTRATION Total		66,380	5,639	5,639
3239EM Total						288,998	228,257	213,553
3240EM	VIRGINIA	KATRINA	9/12/2005	2-INFRASTRUCTURE	2594-INSPECTIONS	339,100	339,100	109,834
					416X-PUBLIC ASSISTANCE	223,000	222,709	121,169
				2-INFRASTRUCTURE Total		562,100	561,809	231,003
				5-ADMINISTRATION	11XX-SALARIES & BENEFITS	102,910	91,135	91,135
					21XX-TRAVEL	28,000	10,737	10,737
					22XX-TRANSPORTION			
					23XX-RENT, COMM, UTILITIES			
					24XX-PRINT & REPRO			
					26XX-SUPPLIES & MATERIALS			
				5-ADMINISTRATION Total		130,910	101,872	101,872
3240EM Total						693,010	663,682	332,875
3241EM	ARIZONA	KATRINA	9/12/2005	2-INFRASTRUCTURE	416X-PUBLIC ASSISTANCE	4,113,330	4,113,301	3,845,682
				2-INFRASTRUCTURE Total		4,113,330	4,113,301	3,845,682
				5-ADMINISTRATION	11XX-SALARIES & BENEFITS	60,120	54,670	54,670
					21XX-TRAVEL	170,708	156,823	129,637
					22XX-TRANSPORTION			
					23XX-RENT, COMM, UTILITIES			
					24XX-PRINT & REPRO			
					2501-MISSIONS-FOS	2,000,000	2,000,000	1,963
					26XX-SUPPLIES & MATERIALS			
				5-ADMINISTRATION Total		2,230,828	2,211,493	186,270
3241EM Total						6,344,158	6,324,794	4,031,951
3242EM	MINNESOTA	KATRINA	9/13/2005	2-INFRASTRUCTURE	416X-PUBLIC ASSISTANCE	15,000,000	3,449,504	981,368
				2-INFRASTRUCTURE Total		15,000,000	3,449,504	981,368
				5-ADMINISTRATION	11XX-SALARIES & BENEFITS	11,150		
					21XX-TRAVEL	13,300		
					22XX-TRANSPORTION			
					23XX-RENT, COMM, UTILITIES			
					24XX-PRINT & REPRO			
					26XX-SUPPLIES & MATERIALS			
				5-ADMINISTRATION Total		24,450		
3242EM Total						15,024,450	3,449,504	981,368
3243EM	NEVADA	KATRINA	9/13/2005	2-INFRASTRUCTURE	416X-PUBLIC ASSISTANCE	2,000,000	568,297	422,109
				2-INFRASTRUCTURE Total		1,000,000	568,297	422,109
				5-ADMINISTRATION	11XX-SALARIES & BENEFITS	85,860	79,107	79,107
					21XX-TRAVEL	198,899	178,836	153,737
					22XX-TRANSPORTION			
					23XX-RENT, COMM, UTILITIES			
					24XX-PRINT & REPRO			
					26XX-SUPPLIES & MATERIALS			
				5-ADMINISTRATION Total		284,759	257,943	232,844
3243EM Total						1,284,759	826,240	654,953
3244EM	IDAHO	KATRINA	9/13/2005	2-INFRASTRUCTURE	416X-PUBLIC ASSISTANCE	584,137	584,134	98,929
				2-INFRASTRUCTURE Total		584,137	584,134	98,929
				5-ADMINISTRATION	11XX-SALARIES & BENEFITS	20,700	5,965	5,965
					21XX-TRAVEL	15,000	4,143	3,894
					22XX-TRANSPORTION			
					23XX-RENT, COMM, UTILITIES			
					24XX-PRINT & REPRO			
					26XX-SUPPLIES & MATERIALS			
				5-ADMINISTRATION Total		35,700	10,108	9,860
3244EM Total						619,837	594,243	108,789
3245EM	NEBRASKA	KATRINA	9/13/2005	2-INFRASTRUCTURE	416X-PUBLIC ASSISTANCE	210,100	210,100	63,544
				2-INFRASTRUCTURE Total		210,100	210,100	63,544
				5-ADMINISTRATION	11XX-SALARIES & BENEFITS			
					21XX-TRAVEL	55,602	1,302	1,302
					22XX-TRANSPORTION			
					23XX-RENT, COMM, UTILITIES			
					24XX-PRINT & REPRO	500		
					26XX-SUPPLIES & MATERIALS	500		
				5-ADMINISTRATION Total		56,602	1,302	1,302
3245EM Total						266,702	211,402	64,846
3246EM	CONNECTICUT	KATRINA	9/13/2005	2-INFRASTRUCTURE	416X-PUBLIC ASSISTANCE	1,000,000	353,722	

PROG CODE	STATE NAME	EVENT NAME	DECLARED	PROGRAM AREA	PROGRAM NAME	ALLOCATIONS	OBLIGATIONS	EXPENDITURES
				2-INFRASTRUCTURE Total		1,000,000	353,722	
				5-ADMINISTRATION	11XX-SALARIES & BENEFITS	23,373	16,078	16,078
					21XX-TRAVEL	19,928	19,928	6,209
					22XX-TRANSPORTION			
					23XX-RENT, COMM, UTILITIES			
					24XX-PRINT & REPRO			
					26XX-SUPPLIES & MATERIALS			
				5-ADMINISTRATION Total		43,301	36,005	22,287
3246EM Total						1,043,301	389,727	22,287
3247EM	NORTH DAKOTA	KATRINA	9/13/2005	2-INFRASTRUCTURE	416X-PUBLIC ASSISTANCE	23,747	23,747	
				2-INFRASTRUCTURE Total		23,747	23,747	
				5-ADMINISTRATION	11XX-SALARIES & BENEFITS	20,700	3,462	3,462
					21XX-TRAVEL	17,053	17,052	16,689
					22XX-TRANSPORTION	500		
					23XX-RENT, COMM, UTILITIES			
					24XX-PRINT & REPRO			
					25XX-OTHER SERVICES	1,233	1,233	
					26XX-SUPPLIES & MATERIALS	2,500		
				5-ADMINISTRATION Total		41,985	21,747	20,151
3247EM Total						65,732	45,494	20,151
3248EM	CALIFORNIA	KATRINA	9/13/2005	2-INFRASTRUCTURE	416X-PUBLIC ASSISTANCE	200,000		
				2-INFRASTRUCTURE Total		200,000		
				5-ADMINISTRATION	11XX-SALARIES & BENEFITS	338,820	292,943	292,943
					21XX-TRAVEL	364,500	307,950	262,001
					22XX-TRANSPORTION			
					23XX-RENT, COMM, UTILITIES			
					24XX-PRINT & REPRO			
					26XX-SUPPLIES & MATERIALS			
				5-ADMINISTRATION Total		703,320	600,893	554,944
3248EM Total						903,320	600,893	554,944
3249EM	WISCONSIN	KATRINA	9/13/2005	2-INFRASTRUCTURE	416X-PUBLIC ASSISTANCE	3,501,228	2,970,925	552,911
				2-INFRASTRUCTURE Total		3,501,228	2,970,925	552,911
				5-ADMINISTRATION	11XX-SALARIES & BENEFITS	11,437	1,137	1,137
					21XX-TRAVEL	13,300	90	88
					22XX-TRANSPORTION			
					23XX-RENT, COMM, UTILITIES			
					24XX-PRINT & REPRO			
					26XX-SUPPLIES & MATERIALS			
				5-ADMINISTRATION Total		24,737	1,227	1,225
3249EM Total						3,525,965	2,972,152	554,136
3250EM	OHIO	KATRINA	9/13/2005	2-INFRASTRUCTURE	416X-PUBLIC ASSISTANCE	2,518,180	2,157,511	1,423,538
				2-INFRASTRUCTURE Total		2,518,180	2,157,511	1,423,538
				5-ADMINISTRATION	11XX-SALARIES & BENEFITS	12,050		
					21XX-TRAVEL	13,300		
					22XX-TRANSPORTION			
					23XX-RENT, COMM, UTILITIES			
					24XX-PRINT & REPRO			
					26XX-SUPPLIES & MATERIALS			
				5-ADMINISTRATION Total		25,350		
3250EM Total						2,543,530	2,157,511	1,423,538
3251EM	MARYLAND	KATRINA	9/13/2005	2-INFRASTRUCTURE	416X-PUBLIC ASSISTANCE	3,000,000	1,117,228	182,979
				2-INFRASTRUCTURE Total		3,000,000	1,117,228	182,979
				5-ADMINISTRATION	11XX-SALARIES & BENEFITS	44,214	28,479	28,479
					21XX-TRAVEL	62,112	54,368	54,368
					22XX-TRANSPORTION			
					23XX-RENT, COMM, UTILITIES			
					24XX-PRINT & REPRO			
					26XX-SUPPLIES & MATERIALS			
				5-ADMINISTRATION Total		106,326	82,847	82,847
3251EM Total						3,106,326	1,200,075	265,826
3252EM	MASSACHUSETTS	KATRINA	9/13/2005	2-INFRASTRUCTURE	416X-PUBLIC ASSISTANCE	5,250,000	4,388,139	4,055,174
				2-INFRASTRUCTURE Total		5,250,000	4,388,139	4,055,174
				5-ADMINISTRATION	11XX-SALARIES & BENEFITS	155,180	142,115	142,115
					21XX-TRAVEL	85,166	85,166	80,440
					22XX-TRANSPORTION	1,000	1,000	
					23XX-RENT, COMM, UTILITIES			

PROG CODE	STATE NAME	EVENT NAME	DECLARED	PROGRAM AREA	PROGRAM NAME	ALLOCATIONS	OBLIGATIONS	EXPENDITURES
					24XX-PRINT & REPRO 26XX-SUPPLIES & MATERIALS			
				5-ADMINISTRATION Total		241,346	228,280	222,555
3252EM Total						5,491,346	4,616,420	4,277,729
3253EM	MONTANA	KATRINA	9/13/2005	2-INFRASTRUCTURE	416X-PUBLIC ASSISTANCE	400,000	397,372	115,462
				2-INFRASTRUCTURE Total		400,000	397,372	115,462
				5-ADMINISTRATION	11XX-SALARIES & BENEFITS 21XX-TRAVEL 22XX-TRANSPORTION 23XX-RENT, COMM, UTILITIES 24XX-PRINT & REPRO 26XX-SUPPLIES & MATERIALS	26,452 13,904	20,657 10,929	20,657 7,325
				5-ADMINISTRATION Total		42,856	31,586	27,982
3253EM Total						442,856	428,958	143,444
3255EM	RHODE ISLAND	KATRINA	9/19/2005	2-INFRASTRUCTURE	416X-PUBLIC ASSISTANCE	1,500,000	1,008,050	
				2-INFRASTRUCTURE Total		1,500,000	1,008,050	
				5-ADMINISTRATION	11XX-SALARIES & BENEFITS 21XX-TRAVEL 22XX-TRANSPORTION 23XX-RENT, COMM, UTILITIES 24XX-PRINT & REPRO 26XX-SUPPLIES & MATERIALS	10,916 13,792	4,141 13,792	4,141 7,916
				5-ADMINISTRATION Total		24,708	17,933	12,057
3255EM Total						1,524,708	1,025,983	12,057
3256EM	MAINE	KATRINA	9/19/2005	2-INFRASTRUCTURE	416X-PUBLIC ASSISTANCE	100,000	47,927	
				2-INFRASTRUCTURE Total		100,000	47,927	
				5-ADMINISTRATION	11XX-SALARIES & BENEFITS 21XX-TRAVEL 22XX-TRANSPORTION 23XX-RENT, COMM, UTILITIES 24XX-PRINT & REPRO 26XX-SUPPLIES & MATERIALS	6,000	6,000	
				5-ADMINISTRATION Total		6,000	6,000	
3256EM Total						106,000	53,927	
3257EM	NEW JERSEY	KATRINA	9/19/2005	2-INFRASTRUCTURE	416X-PUBLIC ASSISTANCE	120,026	120,026	116,692
				2-INFRASTRUCTURE Total		120,026	120,026	116,692
				5-ADMINISTRATION	11XX-SALARIES & BENEFITS 21XX-TRAVEL 22XX-TRANSPORTION 23XX-RENT, COMM, UTILITIES 24XX-PRINT & REPRO 26XX-SUPPLIES & MATERIALS	31,601 18,466 200	30,086 7,923 200	30,086 1,264 106
				5-ADMINISTRATION Total		50,267	38,209	31,456
3257EM Total						170,293	158,235	148,148
3258EM	NEW HAMPSHIRE	KATRINA	9/19/2005	2-INFRASTRUCTURE	416X-PUBLIC ASSISTANCE	100,000	9,887	
				2-INFRASTRUCTURE Total		100,000	9,887	
				5-ADMINISTRATION	11XX-SALARIES & BENEFITS 21XX-TRAVEL 22XX-TRANSPORTION 23XX-RENT, COMM, UTILITIES 24XX-PRINT & REPRO 26XX-SUPPLIES & MATERIALS	6,000	6,000	92
				5-ADMINISTRATION Total		6,000	6,000	92
3258EM Total						106,000	15,887	92
3259EM	FLORIDA	RITA	9/20/2005	2-INFRASTRUCTURE	416X-PUBLIC ASSISTANCE	8,700,000	8,590,346	4,958,756
				2-INFRASTRUCTURE Total		8,700,000	8,590,346	4,958,756
				4-OPERATIONS	2508-MISSIONS-DFA	10,000	10,000	
				4-OPERATIONS Total		10,000	10,000	
				5-ADMINISTRATION	11XX-SALARIES & BENEFITS 21XX-TRAVEL 22XX-TRANSPORTION 23XX-RENT, COMM, UTILITIES 24XX-PRINT & REPRO 2501-MISSIONS-FOS 26XX-SUPPLIES & MATERIALS	19,741 25,060	19,741 25,060	19,741 25,060
						1,236,000	1,236,000	24,459
				5-ADMINISTRATION Total		1,280,801	1,280,801	69,260

PROG CODE	STATE NAME	EVENT NAME	DECLARED	PROGRAM AREA	PROGRAM NAME	ALLOCATIONS	OBLIGATIONS	EXPENDITURES
3259EM Total						9,990,801	9,881,146	5,028,015
3260EM	LOUISIANA	RITA	9/21/2005	2-INFRASTRUCTURE	416X-PUBLIC ASSISTANCE			
				2-INFRASTRUCTURE Total				
				4-OPERATIONS	2508-MISSIONS-DFA	100,000	100,000	
				4-OPERATIONS Total		100,000	100,000	
				5-ADMINISTRATION	11XX-SALARIES & BENEFITS 21XX-TRAVEL 22XX-TRANSPORTION 23XX-RENT, COMM, UTILITIES 24XX-PRINT & REPRO 2501-MISSIONS-FOS 26XX-SUPPLIES & MATERIALS	175,000	175,000	
				5-ADMINISTRATION Total		175,000	175,000	
3260EM Total						275,000	275,000	
3261EM	TEXAS	RITA	9/21/2005	2-INFRASTRUCTURE	416X-PUBLIC ASSISTANCE	5,135,000	5,078,077	4,605,835
				2-INFRASTRUCTURE Total		5,135,000	5,078,077	4,605,835
				4-OPERATIONS	2508-MISSIONS-DFA	5,000,000	5,000,000	
				4-OPERATIONS Total		5,000,000	5,000,000	
				5-ADMINISTRATION	11XX-SALARIES & BENEFITS 21XX-TRAVEL 22XX-TRANSPORTION 23XX-RENT, COMM, UTILITIES 24XX-PRINT & REPRO 2501-MISSIONS-FOS 25XX-OTHER SERVICES 26XX-SUPPLIES & MATERIALS 31XX-EQUIPMENT	18,793 13,238 50,000 20,000 97,641,000 1,165,737 591,787 1,363,983	18,793 13,238 50,000 20,000 97,641,000 1,165,737 591,787 1,363,983	18,793 13,238 4,733 20,000 3,205,745 491,475 397,723 1,197,819
				5-ADMINISTRATION Total		100,864,539	100,864,539	5,349,527
3261EM Total						110,999,539	110,942,616	9,955,362
3262EM	NEW YORK	KATRINA	9/30/2005	2-INFRASTRUCTURE	416X-PUBLIC ASSISTANCE	1,258,446	1,258,446	807,848
				2-INFRASTRUCTURE Total		1,258,446	1,258,446	807,848
				5-ADMINISTRATION	11XX-SALARIES & BENEFITS 21XX-TRAVEL 22XX-TRANSPORTION	221,350 70,800 200	166,710 69,154 200	166,710 62,675 170
				5-ADMINISTRATION Total		292,350	236,064	229,555
3262EM Total						1,550,796	1,494,509	1,037,403
3263EM	DELAWARE	KATRINA	9/30/2005	2-INFRASTRUCTURE	416X-PUBLIC ASSISTANCE	82,441	82,439	23,349
				2-INFRASTRUCTURE Total		82,441	82,439	23,349
				5-ADMINISTRATION	11XX-SALARIES & BENEFITS 21XX-TRAVEL	45,400 3,500	443	443
				5-ADMINISTRATION Total		48,900	443	443
3263EM Total						131,341	82,882	23,792
Grand Total						33,876,422,773	30,962,674,137	17,532,854,014

FINANCIAL INFORMATION TOOL
FOR HURRICANE KATRINA, RITA, & WILMA DECLARATIONS ONLY
MISSION ASSIGNMENTS ONLY

AS OF 04-26-2006

AGENCY	OBLIGATIONS	EXPENDITURES
AID	17,354,000	13,561
APHIS	400,000	
ARC	95,000	11,159
BIA	317,600	
BTS	200,000	
BUREC	2,089,000	
CBP	42,957,949	6,226,284
CDC	20,098,500	
CIA	200,000	
CNCS	5,905,500	
COE-LRD	15,000	2,522
COE-MVD	4,186,555,516	279,859,468
COE-NAD		
COE-SAD	475,562,000	70,293,044
COE-SWD	265,635,000	10,925,591
DHUD	83,065,000	32,431,710
DOC	1,400,000	25,281
DOD	1,175,609,054	250,485,734
DOE	505,000	
DOED	230,000	
DOI	1,297,784	
DOL	325,000	17,938
DOS	55,000	
DOT	510,169,213	132,286,837
EEOC	200,000	
EPA	368,871,200	9,160,714
FAA		
FCC	200,000	
FCSIC	200,000	
FLETC	460,103	438,223
FMSHRC	200,000	
FNS	20,000	
FPS	216,553,685	961,463
GSA	78,658,268	295,571
HHS	255,267,806	

AGENCY	OBLIGATIONS	EXPENDITURES
IAIP	214,000	
ICE	36,417,200	266,152
MSPB	2,000	
NAR	625,000	
NASA	541,500	
NCPC	20,000	
NCS	13,220,685	102,381
NCUA		
NGA	1,310,000	
NLRB	240,000	48,259
NOAA	4,655,000	
NPS	157,000	
NRC	200,000	
NSF	200,000	
OCFO	210,000	
OPM	615,000	
OSHA	21,225,000	
OSLGCP	200,000	
RRB	25,000	5,419
S&T	100,000	
SBA	200,000	
SCS	11,800	
SEC	2,000	
SSA	1,225,000	200,000
TREAS	2,190,650	61,714
TSA	455,000	
TVA	9,867,451	2,198,750
USCG	442,418,501	11,353,911
USCIS	910,000	
USDA	19,360,500	
USDJ	55,674,600	3,300,991
USFS	365,680,288	5,250
USFWS		
USGS	507,300	
USPC	5,697,217	546,985
USPHS		
USPS	2,098,270	129,208
USSS	8,800	
VA	10,075,000	
Grand Total	8,707,231,940	811,654,122

FINANCIAL INFORMATION TOOL
FOR HURRICANE KATRINA, RITA, & WILMA DECLARATIONS ONLY
MISSION ASSIGNMENTS ONLY
AS OF 04-26-2006

PROG CODE	STATE NAME	EVENT NAME	AGENCY	PROGRAM NAME	OBLIGATIONS	EXPENDITURES
1602DR	FLORIDA	KATRINA	CBP	2501-MISSIONS-FOS	11,447,424	6,226,284
			COE-SAD	2501-MISSIONS-FOS	335,000	36,685
			DOD	2501-MISSIONS-FOS	100,000	
			DOE	2501-MISSIONS-FOS	10,000	
			DOT	2501-MISSIONS-FOS	2,018,500	129,913
			EPA	2501-MISSIONS-FOS	20,000	
			GSA	2501-MISSIONS-FOS	155,000	
			HHS	2501-MISSIONS-FOS	365,000	
			NCS	2501-MISSIONS-FOS	10,000	
			USCG	2501-MISSIONS-FOS	1	
			USDA	2501-MISSIONS-FOS	10,000	
				2507-MISSIONS-TA	10,000	
				USFS	2501-MISSIONS-FOS	725,000
1602DR Total					15,205,925	6,392,881
1603DR	LOUISIANA	KATRINA	APHIS	2501-MISSIONS-FOS	368,000	
				2508-MISSIONS-DFA	12,000	
			ARC	2501-MISSIONS-FOS	50,000	11,159
			BUREC	2501-MISSIONS-FOS	1,089,000	
			CBP	2501-MISSIONS-FOS	16,005,525	
			CDC	2508-MISSIONS-DFA	17,423,500	
			CNCS	2501-MISSIONS-FOS	2,400,000	
			COE-MVD	2501-MISSIONS-FOS	47,273,364	2,625,154
				2507-MISSIONS-TA	7,180,000	253,090
				2508-MISSIONS-DFA	2,070,992,000	54,907,392
			DHUD	2501-MISSIONS-FOS	3,695,000	872,238
				2508-MISSIONS-DFA	79,000,000	31,556,792
			DOC	2501-MISSIONS-FOS	150,000	
			DOD	2501-MISSIONS-FOS	270,475,000	10,734,231
				2507-MISSIONS-TA	271,500	
				2508-MISSIONS-DFA	24,812,000	193,651
			DOE	2501-MISSIONS-FOS	80,000	
			DOED	2508-MISSIONS-DFA		
			DOI	2501-MISSIONS-FOS	269,000	
			DOL	2501-MISSIONS-FOS		
			DOS	2501-MISSIONS-FOS	55,000	
			DOT	2501-MISSIONS-FOS	71,193,000	1,949,102
				2508-MISSIONS-DFA	256,000,000	99,569,500
			EPA	2501-MISSIONS-FOS	22,517,000	
				2507-MISSIONS-TA	2,500,000	
				2508-MISSIONS-DFA	197,000,000	
			FNS	2501-MISSIONS-FOS	20,000	
			FPS	2501-MISSIONS-FOS	132,651,820	619,180
				2507-MISSIONS-TA		
				2508-MISSIONS-DFA		
			GSA	2501-MISSIONS-FOS	2,805,000	64,864
				2508-MISSIONS-DFA		
			HHS	2501-MISSIONS-FOS	515,000	
2507-MISSIONS-TA	30,000					
2508-MISSIONS-DFA	81,649,806					
ICE	2501-MISSIONS-FOS	12,405,000				

PROG CODE	STATE NAME	EVENT NAME	AGENCY	PROGRAM NAME	OBLIGATIONS	EXPENDITURES
				2508-MISSIONS-DFA	18,500,000	
			NAR	2508-MISSIONS-DFA	600,000	
			NASA	2501-MISSIONS-FOS	91,500	
			NCS	2501-MISSIONS-FOS	3,900,000	102,381
				2508-MISSIONS-DFA	1,000,000	
			NGA	2501-MISSIONS-FOS	520,000	
			NOAA	2501-MISSIONS-FOS	1,750,000	
			OCFO	2501-MISSIONS-FOS	10,000	
			OSHA	2501-MISSIONS-FOS	125,000	
			SBA	2501-MISSIONS-FOS		
			TREAS	2501-MISSIONS-FOS	110,000	
			TVA	2501-MISSIONS-FOS	1,937,772	830,284
				2508-MISSIONS-DFA		
			USCG	2501-MISSIONS-FOS	3,275,000	
				2507-MISSIONS-TA	37,500	
				2508-MISSIONS-DFA	165,000,000	11,162,254
			USDA	2501-MISSIONS-FOS	1,176,000	
				2508-MISSIONS-DFA	10,000,000	
			USDJ	2501-MISSIONS-FOS	2,764,600	
				2507-MISSIONS-TA	150,000	
				2508-MISSIONS-DFA	45,313,000	3,219,744
			USFS	2501-MISSIONS-FOS	138,600,000	
				2508-MISSIONS-DFA		
			USGS	2501-MISSIONS-FOS	250,000	
			USPHS	2501-MISSIONS-FOS		
			USPS	2501-MISSIONS-FOS	83,270	83,270
			VA	2501-MISSIONS-FOS	50,000	
1603DR Total					3,716,131,158	218,754,287
1604DR	MISSISSIPPI	KATRINA	AID	2501-MISSIONS-FOS	17,314,000	10,734
			BTS	2501-MISSIONS-FOS	200,000	
			CBP	2501-MISSIONS-FOS	3,505,000	
				2508-MISSIONS-DFA		
			CNCS	2501-MISSIONS-FOS	7,500	
				2508-MISSIONS-DFA	1,508,000	
			COE-LRD	2501-MISSIONS-FOS	15,000	2,522
			COE-MVD	2501-MISSIONS-FOS	454,575,740	54,990,569
				2507-MISSIONS-TA	243,256	122,758
				2508-MISSIONS-DFA	1,221,755,595	115,722,463
			COE-SAD	2501-MISSIONS-FOS		
			DHUD	2501-MISSIONS-FOS	150,000	2,680
			DOC	2501-MISSIONS-FOS	1,000,000	25,281
				2507-MISSIONS-TA	50,000	
			DOD	2501-MISSIONS-FOS	770,180,209	232,628,212
				2508-MISSIONS-DFA	54,950,345	3,730,750
			DOE	2501-MISSIONS-FOS	270,000	
			DOED	2501-MISSIONS-FOS	205,000	
			DOI	2501-MISSIONS-FOS	995,400	
			DOL	2501-MISSIONS-FOS	325,000	17,938
			DOS	2501-MISSIONS-FOS		
			DOT	2501-MISSIONS-FOS	56,362,000	5,985,192
				2507-MISSIONS-TA	50,000	
				2508-MISSIONS-DFA	3,353,213	
			EEOC	2501-MISSIONS-FOS	200,000	
			EPA	2501-MISSIONS-FOS	2,529,200	749,562
				2507-MISSIONS-TA	12,300,000	1,543,423

PROG CODE	STATE NAME	EVENT NAME	AGENCY	PROGRAM NAME	OBLIGATIONS	EXPENDITURES
				2508-MISSIONS-DFA	57,000,000	6,245,237
			FAA	2501-MISSIONS-FOS		
			FCC	2501-MISSIONS-FOS	200,000	
			FCSIC	2501-MISSIONS-FOS	200,000	
			FLETC	2501-MISSIONS-FOS	460,103	438,223
			FMSHRC	2501-MISSIONS-FOS	200,000	
			FPS	2501-MISSIONS-FOS	28,452,767	252,567
				2508-MISSIONS-DFA	700,000	35,231
			GSA	2501-MISSIONS-FOS	60,158,268	210,049
				2508-MISSIONS-DFA		
			HHS	2501-MISSIONS-FOS	695,000	
				2507-MISSIONS-TA	207,500	
				2508-MISSIONS-DFA	64,815,500	
			IAIP	2501-MISSIONS-FOS	214,000	
			ICE	2501-MISSIONS-FOS	5,012,200	266,152
			MSPB	2501-MISSIONS-FOS	2,000	
			NAR	2501-MISSIONS-FOS	25,000	
			NASA	2501-MISSIONS-FOS	400,000	
				2508-MISSIONS-DFA	50,000	
			NCPC	2501-MISSIONS-FOS	20,000	
			NCS	2501-MISSIONS-FOS	2,325,000	
				2508-MISSIONS-DFA		
			NCUA	2501-MISSIONS-FOS		
			NGA	2501-MISSIONS-FOS	100,000	
			NLRB	2501-MISSIONS-FOS	240,000	48,259
			NOAA	2501-MISSIONS-FOS		
			NPS	2507-MISSIONS-TA	157,000	
			NRC	2501-MISSIONS-FOS	200,000	
			NSF	2501-MISSIONS-FOS	200,000	
			OCFO	2501-MISSIONS-FOS	200,000	
			OPM	2501-MISSIONS-FOS	615,000	
			OSHA	2501-MISSIONS-FOS	21,100,000	
			OSLGCP	2501-MISSIONS-FOS	200,000	
			RRB	2501-MISSIONS-FOS	25,000	5,419
			S&T	2501-MISSIONS-FOS	100,000	
			SBA	2501-MISSIONS-FOS	200,000	
			SCS	2501-MISSIONS-FOS	11,800	
			SEC	2501-MISSIONS-FOS	2,000	
			SSA	2501-MISSIONS-FOS	1,025,000	200,000
			TREAS	2501-MISSIONS-FOS	1,820,650	31,218
			TSA	2501-MISSIONS-FOS	455,000	
			TVA	2501-MISSIONS-FOS	1,214,056	379,939
			USCG	2501-MISSIONS-FOS	13,970,000	44,416
				2508-MISSIONS-DFA	231,000,000	
			USCIS	2501-MISSIONS-FOS	910,000	
			USDA	2501-MISSIONS-FOS	112,000	
				2507-MISSIONS-TA	12,500	
				2508-MISSIONS-DFA	1,200,000	
			USDJ	2501-MISSIONS-FOS	2,535,000	
				2508-MISSIONS-DFA	4,867,000	81,247
			USFS	2501-MISSIONS-FOS	8,495,000	
				2507-MISSIONS-TA	50,000	
				2508-MISSIONS-DFA	5,500,000	631
			USGS	2501-MISSIONS-FOS	125,300	
			USPC	2501-MISSIONS-FOS	4,697,217	546,985

PROG CODE	STATE NAME	EVENT NAME	AGENCY	PROGRAM NAME	OBLIGATIONS	EXPENDITURES
			USPS	2501-MISSIONS-FOS	1,015,000	28,619
			USSS	2501-MISSIONS-FOS	8,800	
			VA	2501-MISSIONS-FOS	25,000	
1604DR Total					3,125,570,119	424,346,277
1605DR	ALABAMA	KATRINA	AID	2501-MISSIONS-FOS	40,000	2,827
			CNCS	2508-MISSIONS-DFA	500,000	
			COE-SAD	2501-MISSIONS-FOS	30,300,000	9,690,258
				2508-MISSIONS-DFA	151,000,000	51,280,277
			DHUD	2501-MISSIONS-FOS		
			DOD	2501-MISSIONS-FOS	2,510,000	
			DOE	2501-MISSIONS-FOS	10,000	
			DOS	2501-MISSIONS-FOS		
			DOT	2501-MISSIONS-FOS	24,057,500	6,292
			EPA	2501-MISSIONS-FOS	10,000	4,164
				2507-MISSIONS-TA	3,000,000	114,778
				2508-MISSIONS-DFA	27,000,000	490,047
			FPS	2501-MISSIONS-FOS	5,452,500	54,485
			GSA	2501-MISSIONS-FOS	11,260,000	
			HHS	2501-MISSIONS-FOS	50,000	
				2508-MISSIONS-DFA		
			NCS	2501-MISSIONS-FOS	73,000	
			TREAS	2501-MISSIONS-FOS	180,000	30,496
			TVA	2501-MISSIONS-FOS	3,457,622	988,528
			USCG	2501-MISSIONS-FOS	2,275,000	147,242
				2508-MISSIONS-DFA		
			USDA	2501-MISSIONS-FOS	20,000	
			USFS	2501-MISSIONS-FOS	1,260,000	
			USGS	2501-MISSIONS-FOS	70,500	
			USPS	2501-MISSIONS-FOS	1,000,000	17,319
1605DR Total					263,526,122	62,826,714
1606DR	TEXAS	RITA	ARC	2501-MISSIONS-FOS	30,000	
			BIA	2508-MISSIONS-DFA	317,600	
			CNCS	2508-MISSIONS-DFA	240,000	
			COE-MVD	2507-MISSIONS-TA	50,000	
			COE-SWD	2501-MISSIONS-FOS	41,595,000	3,258,683
				2507-MISSIONS-TA	100,000	7,204
				2508-MISSIONS-DFA	213,350,000	7,644,746
			DHUD	2501-MISSIONS-FOS	120,000	
			DOD	2501-MISSIONS-FOS	23,100,000	
				2508-MISSIONS-DFA	2,810,000	
			DOE	2501-MISSIONS-FOS	50,000	
			DOI	2501-MISSIONS-FOS	5,000	
			DOT	2501-MISSIONS-FOS	30,331,000	14,547,616
			EPA	2501-MISSIONS-FOS	10,000	
			FPS	2501-MISSIONS-FOS	6,760,000	
			GSA	2501-MISSIONS-FOS	30,000	
			HHS	2501-MISSIONS-FOS	23,000,000	
			NCS	2501-MISSIONS-FOS	340,000	
			NGA	2501-MISSIONS-FOS	690,000	
			NOAA	2501-MISSIONS-FOS	2,790,000	
			TREAS	2501-MISSIONS-FOS	70,000	
			TVA	2501-MISSIONS-FOS	2,080,000	
			USCG	2501-MISSIONS-FOS	100,000	
				2508-MISSIONS-DFA	8,000,000	
			USDA	2501-MISSIONS-FOS	280,000	

PROG CODE	STATE NAME	EVENT NAME	AGENCY	PROGRAM NAME	OBLIGATIONS	EXPENDITURES
				2508-MISSIONS-DFA	650,000	
			USFS	2501-MISSIONS-FOS	124,050,000	
			USGS	2501-MISSIONS-FOS	8,000	
			USPC	2501-MISSIONS-FOS	1,000,000	
			VA	2508-MISSIONS-DFA	10,000,000	
1606DR Total					491,956,600	25,458,248
1607DR	LOUISIANA	RITA	BUREC	2501-MISSIONS-FOS	1,000,000	
			CDC	2501-MISSIONS-FOS		
			COE-MVD	2501-MISSIONS-FOS	2,825,000	250,682
				2507-MISSIONS-TA	1,000,000	57,353
				2508-MISSIONS-DFA	380,500,000	50,873,602
			DOD	2501-MISSIONS-FOS		
				2508-MISSIONS-DFA	11,000,000	
			DOT	2501-MISSIONS-FOS	25,110,000	8,112,960
				2508-MISSIONS-DFA	10,000,000	490,697
			EPA	2508-MISSIONS-DFA	39,500,000	
			FPS	2501-MISSIONS-FOS	5,000,000	
			GSA	2501-MISSIONS-FOS	500,000	
			HHS	2508-MISSIONS-DFA	20,100,000	
			NCS	2501-MISSIONS-FOS	5,002,685	
			TREAS	2501-MISSIONS-FOS	10,000	
			USCG	2508-MISSIONS-DFA	18,400,000	
			USDA	2508-MISSIONS-DFA	5,500,000	
			USFS	2508-MISSIONS-DFA	35,000,000	
			USGS	2508-MISSIONS-DFA	36,000	
1607DR Total					560,483,685	59,785,293
1609DR	FLORIDA	WILMA	CIA	2501-MISSIONS-FOS	200,000	
			CNCS	2508-MISSIONS-DFA	1,250,000	
			COE-SAD	2501-MISSIONS-FOS	70,822,000	8,511,085
				2507-MISSIONS-TA	600,000	17,025
				2508-MISSIONS-DFA	222,350,000	733,254
			DOC	2501-MISSIONS-FOS	200,000	
			DOD	2501-MISSIONS-FOS	2,650,000	
				2508-MISSIONS-DFA	900,000	
			DOE	2501-MISSIONS-FOS	55,000	
			DOI	2508-MISSIONS-DFA	28,384	
			DOT	2501-MISSIONS-FOS	20,258,000	44,306
			EPA	2501-MISSIONS-FOS	40,000	4,264
				2507-MISSIONS-TA	100,000	3,050
				2508-MISSIONS-DFA	300,000	
			FPS	2501-MISSIONS-FOS	30,371,512	
				2508-MISSIONS-DFA	150,000	
			GSA	2501-MISSIONS-FOS	130,000	3,334
			HHS	2501-MISSIONS-FOS	1,230,000	
				2508-MISSIONS-DFA	8,165,000	
			NCS	2501-MISSIONS-FOS	40,000	
				2508-MISSIONS-DFA		
			NOAA	2508-MISSIONS-DFA	115,000	
			NPS	2501-MISSIONS-FOS		
			SSA	2501-MISSIONS-FOS	200,000	
			USCG	2501-MISSIONS-FOS	50,000	
				2508-MISSIONS-DFA	70,000	
			USDA	2501-MISSIONS-FOS	330,000	
			USDJ	2501-MISSIONS-FOS	45,000	
			USFS	2501-MISSIONS-FOS	5,580,000	

PROG CODE	STATE NAME	EVENT NAME	AGENCY	PROGRAM NAME	OBLIGATIONS	EXPENDITURES
			USFWS	2501-MISSIONS-FOS		
			USGS	2501-MISSIONS-FOS	2,500	
1609DR Total					366,232,396	9,316,318
3212EM	LOUISIANA	KATRINA	DOD	2501-MISSIONS-FOS	250,000	
			DOT	2501-MISSIONS-FOS	6,120,000	134,840
			GSA	2501-MISSIONS-FOS		
				2508-MISSIONS-DFA	1,500,000	
			NCS	2501-MISSIONS-FOS		
3212EM Total					7,870,000	134,840
3213EM	MISSISSIPPI	KATRINA	COE-MVD	2501-MISSIONS-FOS	160,561	56,405
			COE-SAD	2501-MISSIONS-FOS		
			DOD	2501-MISSIONS-FOS	10,000	8,103
			DOE	2501-MISSIONS-FOS	20,000	
			DOT	2501-MISSIONS-FOS	35,000	16,074
			EPA	2501-MISSIONS-FOS	10,000	6,189
			FPS	2501-MISSIONS-FOS	188,608	
			GSA	2501-MISSIONS-FOS	1,760,000	2,001
			HHS	2501-MISSIONS-FOS	50,000	
			NCS	2501-MISSIONS-FOS	10,000	
			TVA	2501-MISSIONS-FOS	288,000	
			USDA	2501-MISSIONS-FOS	20,000	
			USFS	2501-MISSIONS-FOS	60,288	
3213EM Total					2,612,457	88,771
3214EM	ALABAMA	KATRINA	APHIS	2501-MISSIONS-FOS		
			COE-SAD	2501-MISSIONS-FOS		
			DOD	2501-MISSIONS-FOS		
			DOE	2501-MISSIONS-FOS		
			DOT	2501-MISSIONS-FOS		
			EPA	2501-MISSIONS-FOS		
				2507-MISSIONS-TA		
			FPS	2501-MISSIONS-FOS	31,478	
			GSA	2501-MISSIONS-FOS		
			HHS	2501-MISSIONS-FOS		
			NCS	2501-MISSIONS-FOS		
			TVA	2501-MISSIONS-FOS		
			USCG	2501-MISSIONS-FOS		
			USDA	2501-MISSIONS-FOS		
			USFS	2501-MISSIONS-FOS		
3214EM Total					31,478	
3215EM	ARKANSAS	KATRINA	DOT	2501-MISSIONS-FOS	50,000	
				2508-MISSIONS-DFA	500,000	
			FPS	2501-MISSIONS-FOS	460,000	
			GSA	2501-MISSIONS-FOS	60,000	7,452
			HHS	2501-MISSIONS-FOS	10,000	
				2508-MISSIONS-DFA	3,000,000	
3215EM Total					4,080,000	7,452
3216EM	TEXAS	KATRINA	CDC	2508-MISSIONS-DFA	2,675,000	
			DHUD	2501-MISSIONS-FOS	100,000	
			DOD	2501-MISSIONS-FOS	20,000	
				2508-MISSIONS-DFA		
			DOED	2501-MISSIONS-FOS	25,000	
			DOT	2501-MISSIONS-FOS	650,000	
				2508-MISSIONS-DFA	2,500,000	1,300,346
			FPS	2501-MISSIONS-FOS	6,000,000	
			GSA	2501-MISSIONS-FOS	285,000	7,872

PROG CODE	STATE NAME	EVENT NAME	AGENCY	PROGRAM NAME	OBLIGATIONS	EXPENDITURES
			HHS	2501-MISSIONS-FOS	80,000	
				2508-MISSIONS-DFA	10,050,000	
			ICE	2501-MISSIONS-FOS	500,000	
			TVA	2501-MISSIONS-FOS	890,000	
			USFS	2501-MISSIONS-FOS	5,000	2,656
				2508-MISSIONS-DFA	22,500,000	
			USGS	2508-MISSIONS-DFA	15,000	
3216EM Total					46,295,000	1,310,873
3217EM	TENNESSEE	KATRINA	HHS	2501-MISSIONS-FOS	2,000	
				2507-MISSIONS-TA	5,000	
			USDA	2501-MISSIONS-FOS		
3217EM Total					7,000	
3218EM	GEORGIA	KATRINA	HHS	2501-MISSIONS-FOS	52,000	
			USDA	2501-MISSIONS-FOS		
3218EM Total					52,000	
3222EM	NORTH CAROLINA	KATRINA	HHS	2501-MISSIONS-FOS	2,000	
			USDA	2501-MISSIONS-FOS		
3222EM Total					2,000	
3223EM	UTAH	KATRINA	GSA	2508-MISSIONS-DFA	5,000	
3223EM Total					5,000	
3224EM	COLORADO	KATRINA	GSA	2501-MISSIONS-FOS		
3224EM Total						
3231EM	KENTUCKY	KATRINA	HHS	2501-MISSIONS-FOS	2,000	
			USDA	2501-MISSIONS-FOS		
3231EM Total					2,000	
3232EM	MISSOURI	KATRINA	ARC	2501-MISSIONS-FOS	5,000	
3232EM Total					5,000	
3233EM	SOUTH CAROLINA	KATRINA	HHS	2501-MISSIONS-FOS	2,000	
			USDA	2501-MISSIONS-FOS		
3233EM Total					2,000	
3237EM	ALABAMA	KATRINA	HHS	2508-MISSIONS-DFA	1,000,000	
3237EM Total					1,000,000	
3241EM	ARIZONA	KATRINA	USFS	2501-MISSIONS-FOS	2,000,000	1,963
3241EM Total					2,000,000	1,963
3259EM	FLORIDA	RITA	APHIS	2501-MISSIONS-FOS	10,000	
				2508-MISSIONS-DFA	10,000	
			COE-NAD	2501-MISSIONS-FOS		
			COE-SAD	2501-MISSIONS-FOS	155,000	24,459
			DOD	2501-MISSIONS-FOS	255,000	
			DOE	2501-MISSIONS-FOS	10,000	
			DOT	2501-MISSIONS-FOS	10,000	
			EPA	2501-MISSIONS-FOS	10,000	
			FPS	2501-MISSIONS-FOS	10,000	
			GSA	2501-MISSIONS-FOS		
			HHS	2501-MISSIONS-FOS	10,000	
			NCS	2501-MISSIONS-FOS	10,000	
			USCG	2501-MISSIONS-FOS	16,000	
			USDA	2501-MISSIONS-FOS	10,000	
			USFS	2501-MISSIONS-FOS	730,000	
3259EM Total					1,246,000	24,459
3260EM	LOUISIANA	RITA	COE-MVD	2508-MISSIONS-DFA		
			DOD	2501-MISSIONS-FOS		
				2508-MISSIONS-DFA		
			DOT	2508-MISSIONS-DFA		
			EPA	2501-MISSIONS-FOS	25,000	

PROG CODE	STATE NAME	EVENT NAME	AGENCY	PROGRAM NAME	OBLIGATIONS	EXPENDITURES
			FPS	2501-MISSIONS-FOS	125,000	
				2508-MISSIONS-DFA	100,000	
			HHS	2508-MISSIONS-DFA		
			USCG	2501-MISSIONS-FOS	25,000	
3260EM Total					275,000	
3261EM	TEXAS	RITA	ARC	2501-MISSIONS-FOS	10,000	
			CBP	2501-MISSIONS-FOS	12,000,000	
			COE-SWD	2501-MISSIONS-FOS	5,590,000	14,958
				2508-MISSIONS-DFA	5,000,000	
			DOD	2501-MISSIONS-FOS	11,315,000	3,190,787
			DOT	2501-MISSIONS-FOS	1,571,000	
			EPA	2501-MISSIONS-FOS	5,000,000	
			FPS	2501-MISSIONS-FOS	100,000	
			GSA	2501-MISSIONS-FOS	10,000	
			HHS	2501-MISSIONS-FOS	40,180,000	
			NCS	2501-MISSIONS-FOS	510,000	
			USCG	2501-MISSIONS-FOS	200,000	
			USDA	2501-MISSIONS-FOS	30,000	
			USFS	2501-MISSIONS-FOS	21,125,000	
3261EM Total					102,641,000	3,205,745
Grand Total					8,707,231,940	811,654,122

FINANCIAL INFORMATION TOOL

**SUMMARY OF ALL PUBLIC ASSISTANCE OBLIGATIONS FOR
NEW ORLEANS METROPOLITAN STATISTICAL AREA ONLY**

AS OF 04-26-2006

PROGRAM CODE	PROGRAM NAME	VENDOR COUNTY	NEMIS APPROVED OBLIGATIONS
1603DR	416X-PUBLIC ASSISTANCE	Jefferson	115,660,793.35
		Orleans	299,610,843.67
		Plaquemines	83,470,279.90
		St. Bernard	204,590,863.84
		St. Charles	19,995,150.22
		St. James	1,893,015.47
		St. John the Baptist	2,883,697.50
		St. Tammany	195,241,597.31
1603DR Total			923,346,241.26
1607DR	416X-PUBLIC ASSISTANCE	Jefferson	482,904.85
		Orleans	29,745.67
		Plaquemines	11,930.11
		St. Bernard	20,495.97
		St. Charles	288,952.41
		St. James	2,012.25
1607DR Total			836,041.26
Grand Total			924,182,282.52

FINANCIAL INFORMATION TOOL

PUBLIC ASSISTANCE OBLIGATIONS FOR NEW ORLEANS METROPOLITAN STATISTICAL AREA ONLY

AS OF 04-26-2006

PROGRAM NAME	PROGRAM CATEGORY	VENDOR COUNTY	NEMIS APPROVED OBLIGATIONS		
			KATRINA	RITA	GRAND TOTAL
			1603DR	1607DR	
416X-PUBLIC ASSISTANCE	416X-A DEBRIS REMOVAL	Jefferson	79,216,979.07	204,274.13	79,421,253.20
		Orleans	11,880,491.90		11,880,491.90
		Plaquemines	27,493,345.29		27,493,345.29
		St. Bernard	100,049,907.95		100,049,907.95
		St. Charles	821,773.18		821,773.18
		St. James	444,231.01		444,231.01
		St. John the Baptist	378,876.83		378,876.83
		St. Tammany	167,940,132.29		167,940,132.29
416X-A DEBRIS REMOVAL Total			388,225,737.52	204,274.13	388,430,011.65
416X-B PROTECTIVE MEASURES	416X-B PROTECTIVE MEASURES	Jefferson	32,021,323.06	278,630.72	32,299,953.78
		Orleans	162,465,500.09	29,745.67	162,495,245.76
		Plaquemines	24,368,099.82	11,930.11	24,380,029.93
		St. Bernard	70,187,572.66	20,495.97	70,208,068.63
		St. Charles	17,636,571.61	288,952.41	17,925,524.02
		St. James	985,107.66	2,012.25	987,119.91
		St. John the Baptist	2,078,555.70		2,078,555.70
		St. Tammany	19,815,014.47		19,815,014.47
416X-B PROTECTIVE MEASURES Total			329,557,745.07	631,767.13	330,189,512.20
416X-C ROADS & BRIDGES	416X-C ROADS & BRIDGES	Jefferson	0.00		0.00
		Orleans	3,020,230.52		3,020,230.52
		Plaquemines	546,278.49		546,278.49
		St. Bernard	2,535,844.54		2,535,844.54
		St. James	43,357.27		43,357.27
		St. John the Baptist	99,803.93		99,803.93
		St. Tammany	1,649,018.31		1,649,018.31
		416X-C ROADS & BRIDGES Total			7,894,533.06
416X-D WATER CONTROL FACILITIES	416X-D WATER CONTROL FACILITIES	Jefferson	112,907.36		112,907.36
		Plaquemines	643,552.20		643,552.20
		St. Bernard	97,750.29		97,750.29
		St. Charles	71,726.19		71,726.19
		St. Tammany	984,580.54		984,580.54
		416X-D WATER CONTROL FACILITIES Total			1,910,516.58
416X-E PUBLIC BUILDINGS	416X-E PUBLIC BUILDINGS	Jefferson	3,819,890.19		3,819,890.19
		Orleans	42,999,300.79		42,999,300.79
		Plaquemines	26,283,359.99		26,283,359.99
		St. Bernard	27,643,401.15		27,643,401.15
		St. Charles	1,413,449.33		1,413,449.33
		St. James	264,378.48		264,378.48
		St. John the Baptist	319,974.05		319,974.05
		St. Tammany	2,682,893.83		2,682,893.83
416X-E PUBLIC BUILDINGS Total			105,426,647.81		105,426,647.81
416X-F PUBLIC UTILITIES	416X-F PUBLIC UTILITIES	Jefferson	20,534.64		20,534.64
		Orleans	72,619,695.98		72,619,695.98
		Plaquemines	10,358.21		10,358.21
		St. Bernard	1,085,427.14		1,085,427.14
		St. Charles	47,255.44		47,255.44
		St. James	41,590.30		41,590.30
		St. Tammany	1,832,804.48		1,832,804.48
		416X-F PUBLIC UTILITIES Total			75,657,666.19
416X-G RECREATIONAL/OTHER	416X-G RECREATIONAL/OTHER	Jefferson	469,159.03		469,159.03
		Orleans	6,625,624.39		6,625,624.39
		Plaquemines	4,125,285.90		4,125,285.90
		St. Bernard	2,990,960.11		2,990,960.11
		St. Charles	4,374.47		4,374.47
		St. James	114,350.75		114,350.75
		St. John the Baptist	6,486.99		6,486.99
		St. Tammany	337,153.39		337,153.39
416X-G RECREATIONAL/OTHER Total			14,673,395.03		14,673,395.03
Grand Total			923,346,241.26	836,041.26	924,182,282.52

DISASTER RELIEF Terms Used

Direct/Support: Direct disaster programs provide resources to specifically address the short-, medium-, and long-term consequences of an event on both individuals and communities for declared disasters, emergencies, and fire management assistance grants. Direct costs also support pre-declaration activity (e.g., pre-positioning equipment and people before a hurricane strikes). Disaster support programs allow the Federal Emergency Management Agency (FEMA) to maintain critical, ongoing disaster operations and support infrastructure that supports the timely delivery of all of FEMA's disaster assistance programs. These resources provide for disaster-related support activities, which encompass ongoing operational capabilities that are not readily attributable to any one specific declared disaster.

Allocations: Funds set aside for declarations based on estimated needs for the next 30 days or less.

Commitments: Funds reserved in financial system based on specific requisitions in anticipation of their obligation.

Obligations: Obligations are recorded against allocated funds when contracts are signed, grants awarded, trips taken, mission assignments signed, etc.

Mission Assignments: Through Mission Assignments, FEMA tasks and reimburses Other Federal Agencies (OFAs) for providing services under the Stafford Act. These Mission Assignments fall into three categories:

- *Technical Assistance (TA):* OFAs provide expertise to States; 100% Federally funded; No State cost share
- *Direct Federal Assistance (DFA):* Requested by State; subject to State cost share (unless waived in response timeframe); Goods and services provided to the State to save lives and protect property
- *Federal Operations Support (FOS):* 100% Federally funded; No State cost share; Fed to Fed field operations support. This category reflects agreements with Federal agencies to perform services such as providing search and rescue operations, health and medical support, assisting with disease prevention and control, transportation of disaster victims, and delivery of food, water and other essential commodities to disaster victims.

Human Services Categories:

- *Unemployment:* Disaster Unemployment Assistance for individuals who lose their job as a result of a Presidentially-declared disaster and are not covered by regular unemployment insurance.

- *Crisis Counseling*: Short-term services, provided by FEMA as supplemental funds granted to State and local mental health agencies, available to eligible survivors of Presidentially-declared major disasters.
- *Legal Services*: Legal advice for low income individuals regarding cases that will not produce a fee, provided by The Young Lawyers Division of the American Bar Association, through an agreement with FEMA.
- *Inspections*: Inspections to assess disaster damage.
- *Other Needs Assistance*: Medical, dental, funeral cost, transportation cost and other disaster-related needs within a total cap for Individual Assistance of \$26,200 per individual or household.
- *Housing Assistance*: Lodging expenses reimbursement (for a hotel or motel), rental assistance, home repair cash grant and home replacement cash grants within a total cap for Individual Assistance of \$26,200 per individual or household.

Mitigation:

- *Hazard Mitigation*: Long-term hazard mitigation measures after a major disaster declaration. The purpose of the program is to reduce the loss of life and property due to natural disasters and to enable mitigation measures to be implemented during the immediate recovery from a disaster.