

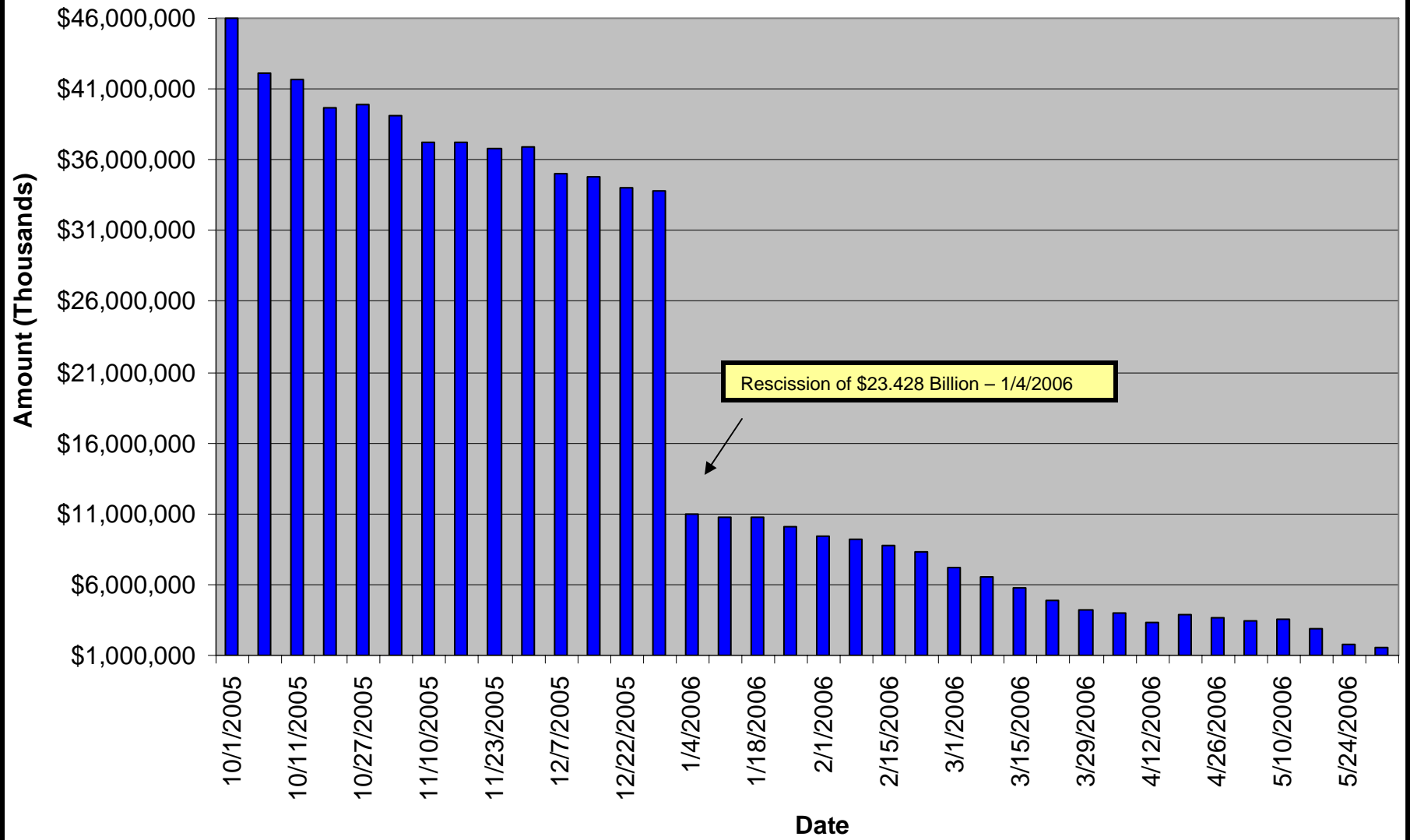
**Department of Homeland Security - Federal Emergency Management Agency**  
**Weekly Disaster Relief Fund (DRF) Report**  
**5-31-2006**  
*Congressional Weekly Report*

**TABLE OF CONTENTS**

<b>File</b>	<b>Title of File</b>	<b>Description</b>	<b>Page Numbers</b>
Intro.	Graphical Representations	Graphic Analysis: ▪ DRF Amount Undistributed (10-1-2005 to present)	2
		▪ DRF Amount Undistributed (Current 8 weeks)	3
		▪ Allocations and Obligations for Katrina	4
		▪ Katrina, Rita and Wilma Allocations, Obligations and Expenditures	5
		▪ Insurance Losses Paid and Losses Received	6
		▪ Manufactured Housing	7
2	Disaster Relief Fund - Status Report	Status of the Disaster Relief Fund	8-9
3	National Flood Insurance Data	Flood Insurance Claims made to Feds, by State; Homes Damaged without Flood Insurance, by State; Households Individual Claim Fully Paid, by State	10
4	Housing Data	Hotel and Manufactured Housing Information	11-13
5	Katrina, Rita and Wilma Declarations	Declarations by Major Object Class, Declarations by Program Area and Mission Assignments	14-24
		Vendor Details; Credit Card data; Obligations greater than \$50,000,000; Declarations; Missions Details; New Orleans data	25-84
6	Disaster Relief Terms	Definitions	85-86

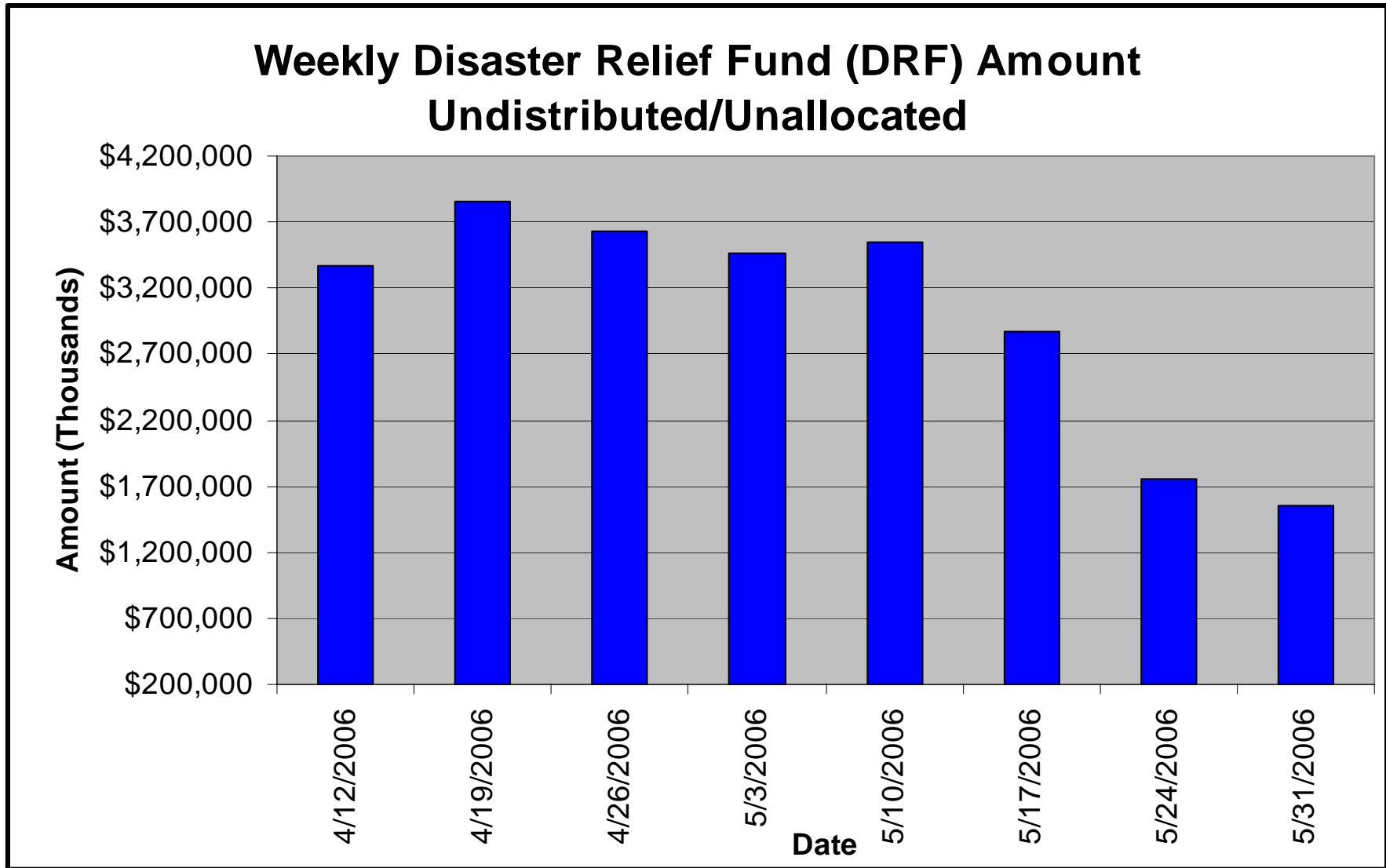
FEDERAL EMERGENCY MANAGEMENT AGENCY  
 DISASTER RELIEF FUND  
 10/1/2005 to 5/31/2006

## Weekly Disaster Relief Fund (DRF) Amount Undistributed/Unallocated



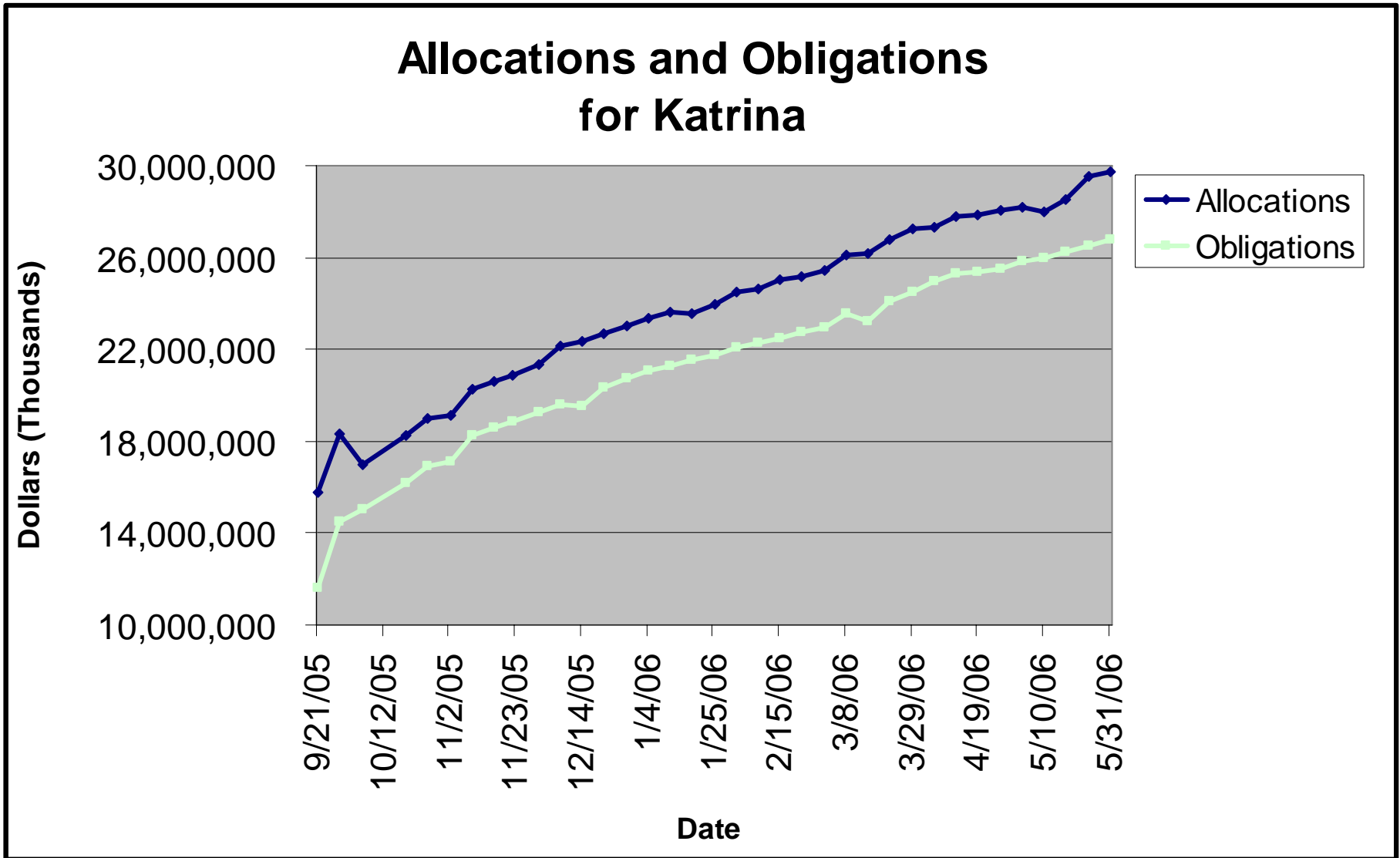
FEDERAL EMERGENCY MANAGEMENT AGENCY  
DISASTER RELIEF FUND

As of 5/31/06



FEDERAL EMERGENCY MANAGEMENT AGENCY  
DISASTER RELIEF FUND

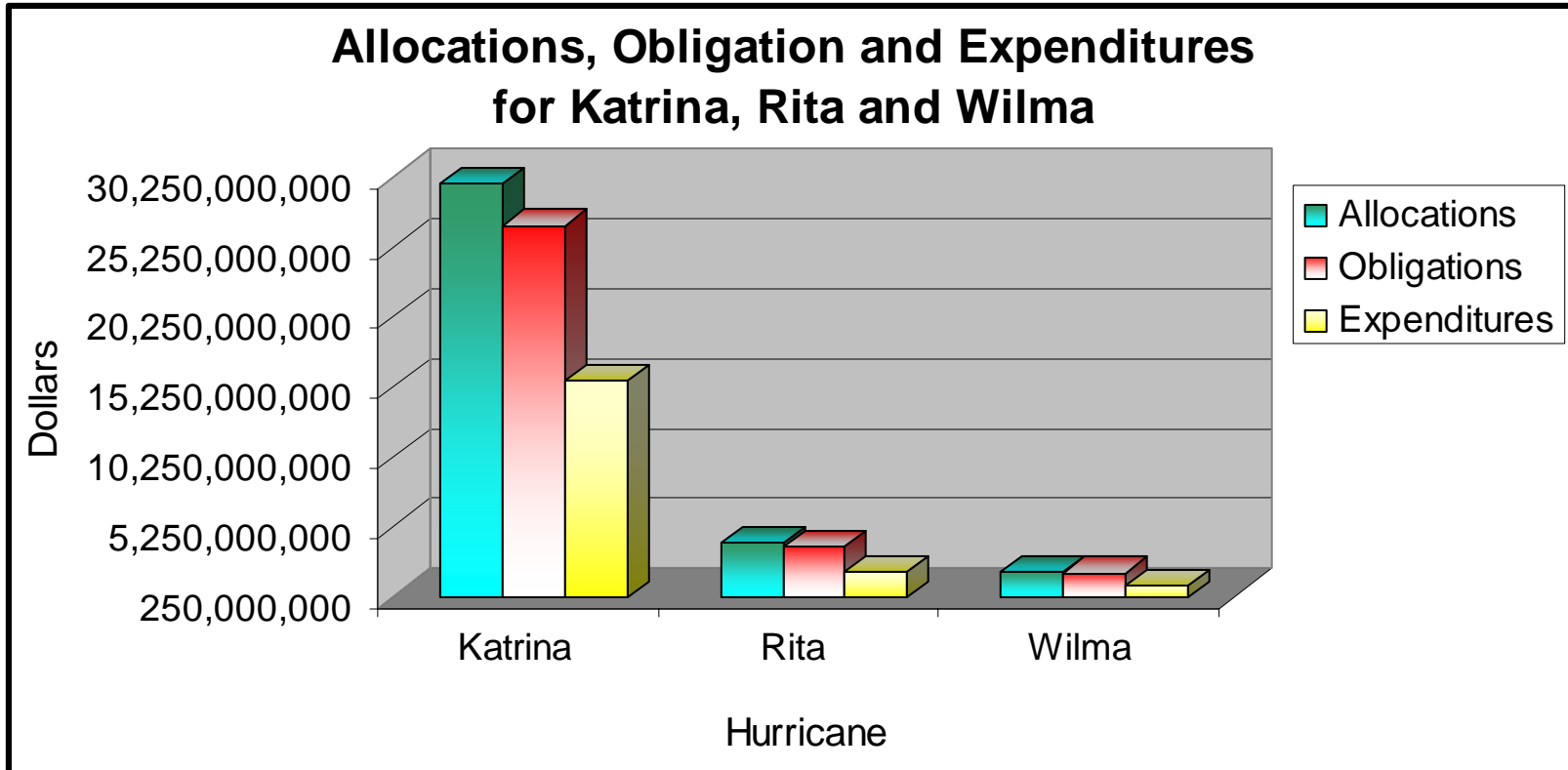
As of 5/31/06



**FEDERAL EMERGENCY MANAGEMENT AGENCY  
DISASTER RELIEF FUND**

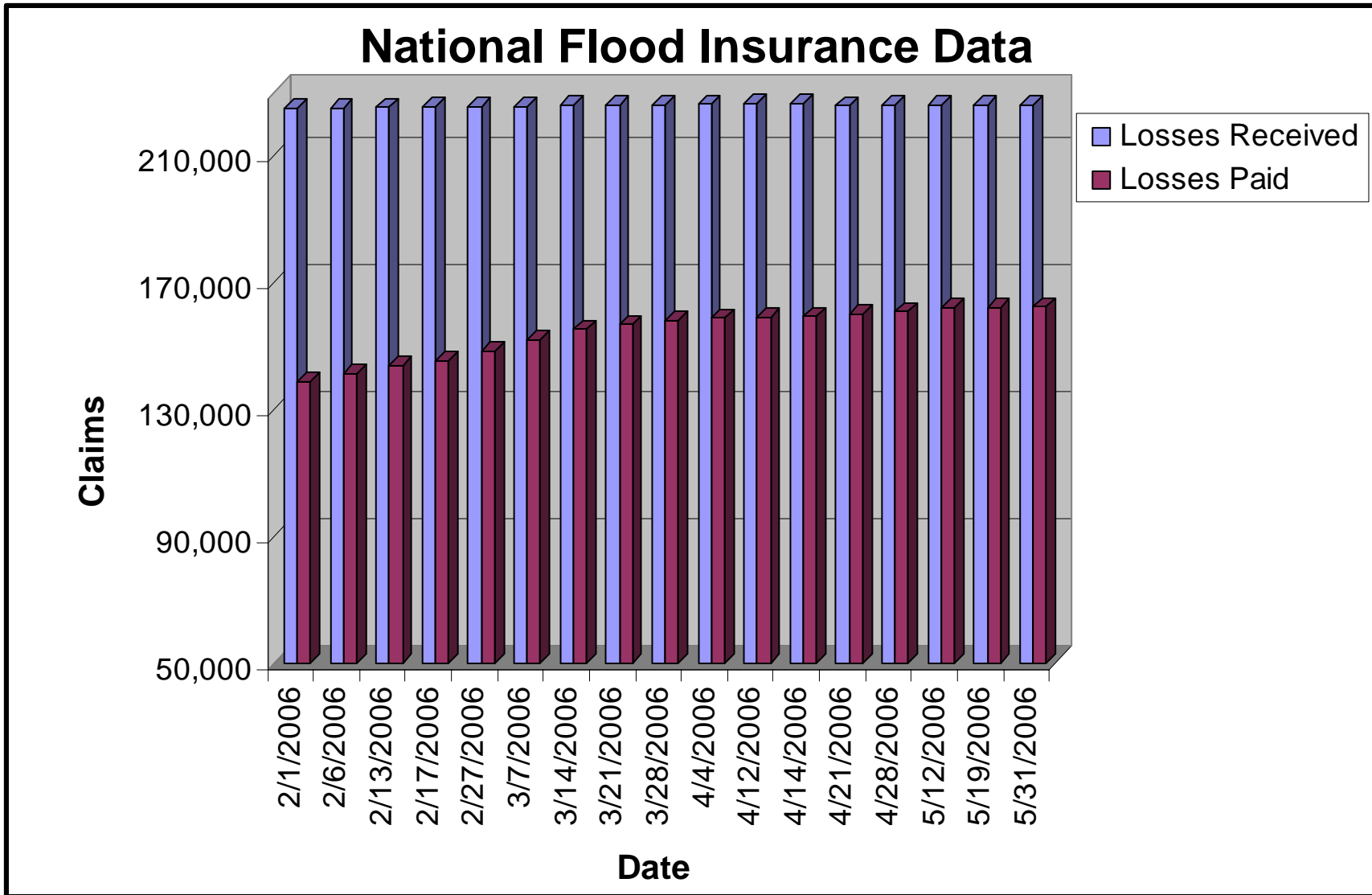
As of 5/31/06

<b>Katrina, Rita and Wilma Allocations, Obligations and Expenditures</b>				
	<b>Katrina</b>	<b>Rita</b>	<b>Wilma</b>	<b>Totals</b>
<b>Allocations</b>	29,720,969,380	4,074,941,636	2,005,037,772	35,800,948,788
<b>Obligations</b>	26,754,085,222	3,795,431,148	1,942,262,350	32,491,778,720
<b>Expenditures</b>	15,718,446,878	2,039,042,848	992,441,356	18,749,931,082



FEDERAL EMERGENCY MANAGEMENT AGENCY  
DISASTER RELIEF FUND

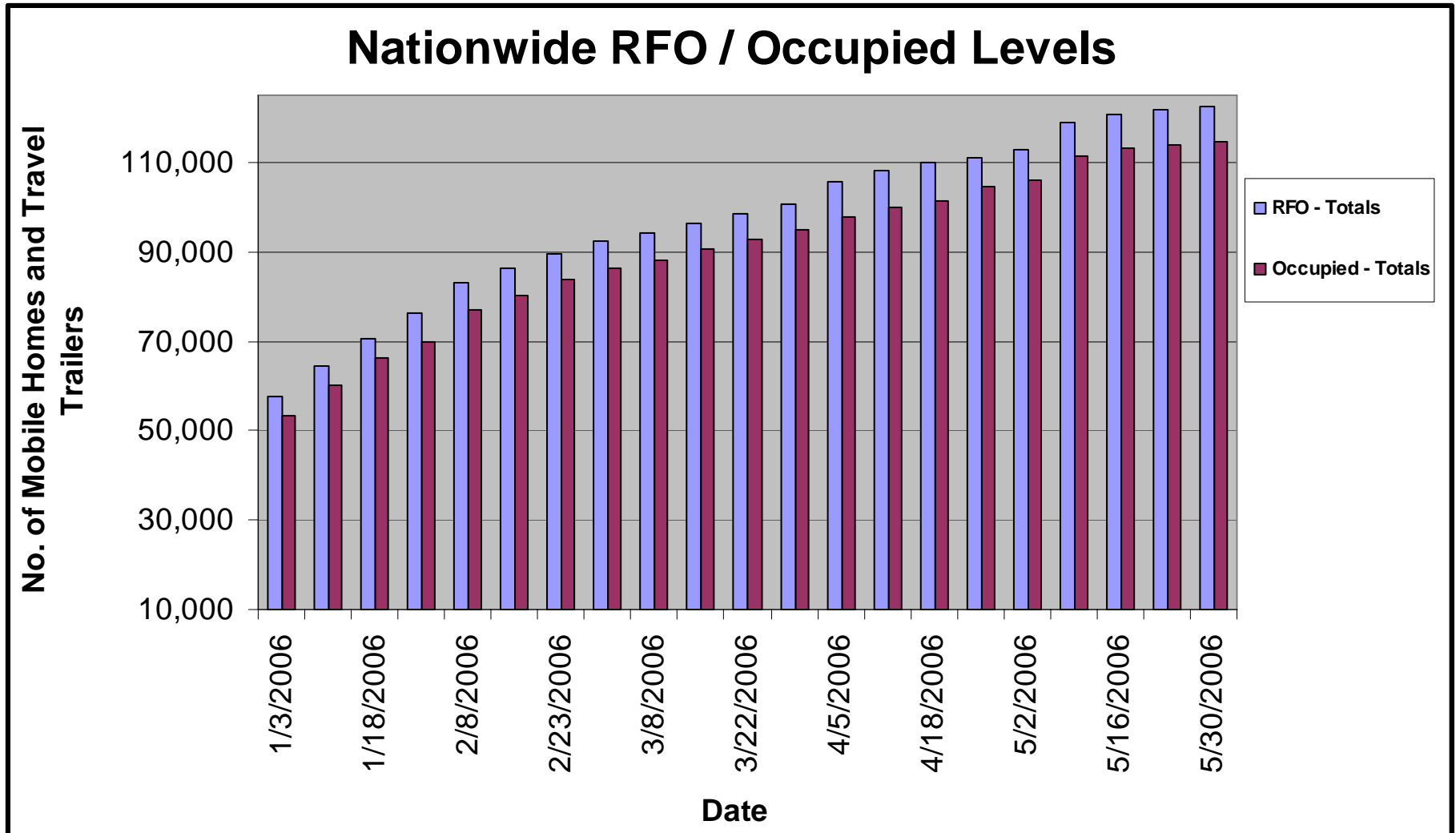
As of 5/31/06



FEDERAL EMERGENCY MANAGEMENT AGENCY  
DISASTER RELIEF FUND

As of 5/30/06

Manufactured Housing Data  
Mobile Homes and Travel Trailers Ready for Occupation (RFO) and Occupied



**HOMELAND SECURITY - FEDERAL EMERGENCY MANAGEMENT AGENCY**  
**DISASTER RELIEF FUND - FY-2006 ACTIVITY**  
*Dollars in Thousands*  
**As of 05/31/06**

**Status of the Disaster Relief Fund**

	<u>Direct/Support</u>	<u>Change Since Last Report</u>
<b>Status of Obligations:</b>		
FY 2005 APPROPRIATION AVAILABLE:	69,687,736	0
FY 2005 OBLIGATIONS (net of recoveries):	23,158,726	0
FY 2005 UNOBLIGATED BALANCE:	46,529,010	0
FY 2006 APPROPRIATION AVAILABLE:	25,343,478	0
TOTAL OBLIGATIONS FY 2006 (net):	18,127,480	311,330
Obligations-FY '05 Recoveries:	1,935,969	0
Less: TOTAL OBLIGATIONS FY 2006 (gross):	20,063,449	311,330
UNOBLIGATED BALANCE:	5,280,029	(311,330)
<b>Status of Commitments:</b>		
Less: TOTAL COMMITMENTS:	23,319,841	251,390
UNCOMMITTED BALANCE:	2,023,637	(251,390)
<b>Status of Allocations:</b>		
FUNDS ALLOCATED FY 2005:	23,158,726	0
FUNDS ALLOCATED FY 2006:	23,787,074	199,761
Less: TOTAL OBLIGATIONS FY 2006 (gross):	20,063,449	0
UNOBLIGATED ALLOCATION:	3,723,625	199,761
<b>Amount Undistributed/Unallocated:</b>	<b>1,556,404</b>	<b>(199,761)</b>

<sup>1</sup> Includes the rescission of \$23,409,300,000, transfer of \$752,500,000 to the Disaster Assistance Direct Loan Program Account, recoveries of \$1,935,968,688, the addition of the FY 2006 annual appropriation of \$1,752,300,000, and the transfer of \$712,000,000 to the Small Business Administration for the Disaster Loan Program Account.

**HOMELAND SECURITY - FEDERAL EMERGENCY MANAGEMENT AGENCY**  
**DISASTER RELIEF FUND**  
*Dollars in Thousands*  
**As of 05/31/06**

**Status of the Katrina Disaster Relief Funds**

	<u>Direct/Support</u>	<u>Change Since Last Report</u>
<b>Status of Allocations:</b>		
FUNDS ALLOCATED:	29,720,969	167,233
Less: TOTAL OBLIGATIONS (gross):	26,754,085	265,967
UNOBLIGATED ALLOCATION:	2,966,884	(98,734)
<b>Status of Obligations:</b>		
TOTAL OBLIGATIONS (gross):	26,754,085	265,967

**Status of the Rita Disaster Relief Funds**

	<u>Direct/Support</u>	<u>Change Since Last Report</u>
<b>Status of Allocations:</b>		
FUNDS ALLOCATED:	4,074,942	-5,416
Less: TOTAL OBLIGATIONS (gross):	3,795,431	7,156
UNOBLIGATED ALLOCATION:	279,510	(12,573)
<b>Status of Obligations:</b>		
TOTAL OBLIGATIONS (gross):	3,795,431	7,156

**Status of the Wilma Disaster Relief Funds**

	<u>Direct/Support</u>	<u>Change Since Last Report</u>
<b>Status of Allocations:</b>		
FUNDS ALLOCATED:	2,005,038	10,000
Less: TOTAL OBLIGATIONS (gross):	1,942,262	9,285
UNOBLIGATED ALLOCATION:	62,775	714
<b>Status of Obligations:</b>		
TOTAL OBLIGATIONS (gross):	1,942,262	9,285



<b>Disaster Relief Fund: Details by Disaster Declaration (Katrina)</b>						
<b>Hurricane Katrina</b>				<b>Allocations</b>	<b>Obligations</b>	<b>Unobligated</b>
Florida	Declared 8/28/05	1602DR		192,972	188,039	4,933
Louisiana	Declared 8/27/05	3212EM		8,508	8,508	0
Louisiana	Declared 8/28/05	1603DR		18,367,382	16,513,596	1,853,785
Subtotal, LA				18,375,890	16,522,104	1,853,785
Mississippi	Declared 8/28/05	3213EM		2,623	2,623	0
Mississippi	Declared 8/28/05	1604DR		8,989,411	8,002,464	986,946
Subtotal, MS				8,992,033	8,005,087	986,946
Alabama	Declared 8/28/05	3214EM		84	84	0
Alabama	Declared 8/28/05	1605DR		1,397,749	1,311,757	85,992
Subtotal, AL				1,397,834	1,311,842	85,992
<b>Evacuations</b>						
Arkansas	Declared 9/02/05	3215EM		53,629	53,263	366
Texas	Declared 9/02/05	3216EM		536,063	531,111	4,952
Tennessee	Declared 9/05/05	3217EM		29,088	27,685	1,403
Georgia	Declared 9/05/05	3218EM		20,953	16,474	4,479
Oklahoma	Declared 9/05/05	3219EM		14,427	11,829	2,599
Florida	Declared 9/05/05	3220EM		9,202	7,848	1,354
West Virginia	Declared 9/05/05	3221EM		445	419	25
North Carolina	Declared 9/05/05	3222EM		2,002	1,978	24
Utah	Declared 9/05/05	3223EM		1,415	1,395	20
Colorado	Declared 9/05/05	3224EM		14,246	14,095	151
Michigan	Declared 9/07/05	3225EM		2,236	1,852	384
District of Columbia	Declared 9/07/05	3226EM		1,853	1,807	47
Washington	Declared 9/07/05	3227EM		3,377	3,323	54
Oregon	Declared 9/07/05	3228EM		2,092	2,085	7
New Mexico	Declared 9/07/05	3229EM		2,246	913	1,334
Illinois	Declared 9/07/05	3230EM		2,651	1,310	1,341
Kentucky	Declared 9/10/05	3231EM		4,310	4,269	41
Missouri	Declared 9/10/05	3232EM		2,676	2,505	171
South Carolina	Declared 9/10/05	3233EM		3,657	3,550	107
South Dakota	Declared 9/10/05	3234EM		294	274	21
Pennsylvania	Declared 9/10/05	3235EM		2,894	2,867	27
Kansas	Declared 9/10/05	3236EM		163	163	0
Alabama	Declared 9/10/05	3237EM		4,000	3,729	271
Indiana	Declared 9/10/05	3238EM		4,151	3,852	299
Iowa	Declared 9/10/05	3239EM		238	228	10
Virginia	Declared 9/12/05	3240EM		724	696	29
Arizona	Declared 9/12/05	3241EM		6,616	6,607	9
Minnesota	Declared 9/13/05	3242EM		15,024	3,583	11,442
Nevada	Declared 9/13/05	3243EM		1,285	836	448
Idaho	Declared 9/13/05	3244EM		620	594	26
Nebraska	Declared 9/13/05	3245EM		211	211	0
Connecticut	Declared 9/13/05	3246EM		1,043	390	654
North Dakota	Declared 9/13/05	3247EM		66	45	20
California	Declared 9/13/05	3248EM		903	617	286
Wisconsin	Declared 9/13/05	3249EM		3,526	2,972	554
Ohio	Declared 9/13/05	3250EM		2,544	2,158	386
Maryland	Declared 9/13/05	3251EM		1,744	1,470	273
Massachusetts	Declared 9/13/05	3252EM		5,573	4,694	879
Montana	Declared 9/13/05	3253EM		443	429	14
Rhode Island	Declared 9/19/05	3255EM		1,525	1,028	497
Maine	Declared 9/19/05	3256EM		106	54	52
New Jersey	Declared 9/19/05	3257EM		170	164	6
New Hampshire	Declared 9/19/05	3258EM		106	16	90
New York	Declared 9/30/05	3262EM		1,551	1,521	30
Delaware	Declared 9/30/05	3263EM		150	101	48
Subtotal, Evacuations				762,240	727,013	35,227
<b>Total, Katrina</b>				<b>29,720,969</b>	<b>26,754,085</b>	<b>2,966,884</b>
<b>Disaster Relief Fund: Details by Disaster Declaration (Rita)</b>						
<b>Hurricane Rita</b>				<b>Allocations</b>	<b>Obligations</b>	<b>Unobligated</b>
Florida	Declared 9/20/05	3259EM		10,391	10,213	178
Louisiana	Declared 9/21/05	3260EM		275	275	0
Louisiana	Declared 9/24/05	1607DR		1,819,628	1,717,582	102,046
Subtotal, Louisiana				1,819,903	1,717,857	102,046
Texas	Declared 9/21/05	3261EM		111,480	111,393	87
Texas	Declared 9/24/05	1606DR		2,133,168	1,955,969	177,200
Subtotal, Texas				2,244,648	2,067,361	177,286
<b>Total, Rita</b>				<b>4,074,942</b>	<b>3,795,431</b>	<b>279,510</b>
<b>Disaster Relief Fund: Details by Disaster Declaration (Wilma)</b>						
<b>Hurricane Wilma</b>				<b>Allocations</b>	<b>Obligations</b>	<b>Unobligated</b>
Florida	Declared 10/24/05	1609DR		2,005,038	1,942,262	62,775
Subtotal, FL				2,005,038	1,942,262	62,775
<b>Total, Wilma</b>				<b>2,005,038</b>	<b>1,942,262</b>	<b>62,775</b>

## National Flood Insurance Program Data for Hurricanes Katrina and Rita

As of 5/31/06

### Number of Flood Insurance Claims Made to Feds, by State\*

State and Disaster Number	Number of Losses Received
Florida, DR-1602	8,963
Louisiana, DR-1603	177,174
Mississippi, DR-1604	19,007
Alabama, DR-1605	5,702
Texas, DR-1606	3,866
Louisiana, DR-1607	10,894
<b>TOTAL</b>	<b>225,606</b>

\*The data above is gathered through telephone surveys of NFIP Write Your Own companies and represents the best available information. These numbers should be regarded as preliminary estimates.

As of 3/28/06

### Number of Homes Damaged Without Flood Insurance, by State\*\*

State and Disaster Number	Number of Registrants Reporting No Flood Insurance
Florida, DR-1602	733
Louisiana, DR-1603 and 1607	32,768
Mississippi, DR-1604	26,716
Alabama, DR-1605	1,743
Texas, DR-1606	889
<b>TOTAL</b>	<b>62,849</b>

\*\*Reports dated before 3/28/06 were based on households reported as flood damaged by the "applicants" when they originally filed for assistance. The data above represents the number of owners and renters (households) that registered through FEMA's National Processing Service Center, and subsequently received an inspection by FEMA or SBA. This report consists of only those households verified by inspection as flood damaged, including homes where sensors recorded flooding activity.

As of 5/31/06

### Number of Households Individual Claim Fully Paid, by State\*\*\*

State and Disaster Number	Number of Losses Paid
Florida, DR-1602	5,628
Louisiana, DR-1603	125,578
Mississippi, DR-1604	17,043
Alabama, DR-1605	4,941
Texas, DR-1606	1,594
Louisiana, DR-1607	7,255
<b>TOTAL</b>	<b>162,039</b>

\*\*\*"Losses Paid" are numbers generated from estimates received from the NFIP Write Your Own companies. These numbers represent all NFIP policies, both commercial and residential. This data represents the best information available at this time.

**Hurricanes Katrina, Rita and Wilma  
Hotel and Motel Data\*  
As of 5/29/06**

Hotel & Motel Rooms	5/29/06
State Breakdown	Authorization Codes
LA	338
AR	2
FL	2
MS	2
GA	1
NV	1
TX	1
<b>Cumulative Total</b>	<b>347</b>

\*As of 5/02/06, FEMA tracks hotel occupancy through the use of authorization codes rather than hotel rooms. Authorization codes are issued to individual applicants (or an individual on behalf of a household) who meet eligibility and verification requirements to occupy a FEMA funded hotel room(s). While the number of authorization codes issued roughly reflects the number of rooms occupied, it is not a direct correlation.

# MANUFACTURED HOUSING DATA AS OF 5/30/2006

Hurricanes Katrina / Rita Manufactured Housing Data		5.30.06
<b>Louisiana</b>		
<b>Inventory at Staging Area</b>		<b>2,278</b>
Travel Trailers		1,754
Mobile Homes		402
Modular Housing		122
Issued from Staging Area -Today		77
Pads - Leased (1)		11,427
Pads - Leases Pending		93,778
<b>RFO</b>		<b>76,780</b>
Travel Trailers		72,993
Mobile Homes		3,787
<b>Occupied</b>		<b>70,582</b>
Travel Trailers		67,548
Mobile Homes		3,034
<b>Total Units Vacant (TT/MH)</b>		<b>6,198</b>
<b>Mississippi</b>		
<b>Inventory at Staging Area</b>		<b>1,563</b>
Travel Trailers		1,152
Mobile Homes		411
Modular Housing		0
Issued from Staging Area -Today		34
Pads - Leased (1)		6,531
Pads - Leases Pending		334
<b>RFO</b>		<b>38,292</b>
Travel Trailers		34,151
Mobile Homes		4,141
<b>Occupied</b>		<b>38,090</b>
Travel Trailers		34,030
Mobile Homes		4,060
<b>Total Units Vacant (TT/MH)</b>		<b>202</b>
<b>Alabama</b>		
<b>Inventory at Staging Area</b>		<b>2,988</b>
Travel Trailers		1,309
Mobile Homes		1,679
Modular Housing		0
Issued from Staging Area -Today		65
Pads - Leased (1)		3,534
Pads - Leases Pending		184
<b>RFO</b>		<b>3,525</b>
Travel Trailers		3,525
Mobile Homes		0
<b>Occupied</b>		<b>1,889</b>
Travel Trailers		1,889
Mobile Homes		0
<b>Total Units Vacant (TT/MH)</b>		<b>1,636</b>

# MANUFACTURED HOUSING DATA AS OF 5/30/2006

Hurricanes Katrina / Rita Manufactured Housing Data Continued	
<b>Texas</b>	
<b>Inventory at Staging Area</b>	<b>12,335</b>
Travel Trailers	168
Mobile Homes	10,992
Modular Housing	1,175
Issued from Staging Area-Today	8
Pads - Leased (1)	194
Pads - Leases Pending	0
<b>RFO</b>	<b>3,991</b>
Travel Trailers	3,991
Mobile Homes	0
<b>Occupied</b>	<b>3,979</b>
Travel Trailers	3,979
Mobile Homes	0
<b>Total Units Vacant (TT/MH)</b>	<b>12</b>
<b>Florida</b>	
<b>Inventory at Staging Area</b>	<b>774</b>
Travel Trailers	414
Mobile Homes	360
Modular Housing	0
Issued from Staging Area -Today	1
<b>Totals</b>	
<b>RFO - Totals</b>	<b>122,588</b>
<b>Occupied - Totals</b>	<b>114,540</b>
<b>Vacant - Totals</b>	<b>8,048</b>
<b>Comments</b>	
The figures contained in this report are based on best available data.	
» Report includes travel trailer, mobile home data and modular housing data.	
» Staging areas: LA - New Orleans, Baton Rouge and Lake Charles; AR - Hope; AL - Selma-Craig and Summerdale; TX - Texarkana and Jasper; MS - Purvis and Carne	
» FL-LT manages Florida manufactured housing.	
» Emergency Housing Sites include industrial, commercial, private and group sites.	
<b>Notes:</b>	
1. Excludes private and industrial EGS.	
2. Includes private, industrial, commercial and group sites.	

## KATRINA DECLARATIONS BY MAJOR OBJECT CLASS

**AS OF 05-31-2006**

ROUNDED TO THE NEAREST DOLLAR / PERCENT

PROGRAM AREA	PROGRAM NAME	ALLOCATIONS	UN-OBLIGATED COMMITMENTS	OBLIGATIONS	UN-OBLIGATED ALLOCATIONS(c)	UN-LIQUIDATED OBLIGATIONS	EXPENDITURES	ALLOCATION AVAILABLE
1-HUMAN SERVICES	2503-UNEMPLOYMENT	423,459,491		407,683,399	15,776,092		407,683,399	15,776,092
	2504-CRISIS COUNSELING-NIMH	70,531,403		21,048,736	49,482,667		21,048,736	49,482,667
	2576-LEGAL SERVICES	214,775	87,000	127,267	87,508	47,500	79,767	508
	2592-INSPECTIONS	194,843,996	36,815,532	158,025,830	36,818,166	43,858,441	114,167,389	2,634
	4149-OTHER NEEDS ASSISTANCE	1,779,898,476		1,779,898,476		51,130,918	1,728,767,558	
	414X-HOUSING ASSISTANCE	4,040,820,822	50,223	4,040,879,407	(58,584)	29,197,299	4,011,682,108	(108,808)
	4152-CRISIS COUNSELING-SCC	39,374,048		38,012,997	1,361,051	18,903,594	19,109,402	1,361,051
	MANUFACTURED HOUSING	7,339,529,227	2,049,362,290	5,026,475,112	2,313,054,115	949,125,153	4,077,349,959	263,691,825
<b>TOTAL</b>	<b>13,888,672,238</b>	<b>2,086,315,046</b>	<b>11,472,151,223</b>	<b>2,416,521,015</b>	<b>1,092,262,904</b>	<b>10,379,888,319</b>	<b>330,205,970</b>	
2-INFRASTRUCTURE	2594-INSPECTIONS	341,284,600	38,723,000	300,242,177	41,042,423	145,175,921	155,066,257	2,319,423
	416X-PUBLIC ASSISTANCE	4,544,605,954		4,499,058,105	45,547,850	2,289,018,535	2,210,039,570	45,547,850
	<b>TOTAL</b>	<b>4,885,890,554</b>	<b>38,723,000</b>	<b>4,799,300,282</b>	<b>86,590,272</b>	<b>2,434,194,455</b>	<b>2,365,105,827</b>	<b>47,867,272</b>
3-MITIGATION	2593-INSPECTIONS	29,843,721	11,018,570	14,549,151	15,294,570	8,298,652	6,250,499	4,276,000
	4173-HAZARD MITIGATION	15,570,624		7,876,222	7,694,402	7,617,287	258,935	7,694,402
	<b>TOTAL</b>	<b>45,414,345</b>	<b>11,018,570</b>	<b>22,425,373</b>	<b>22,988,972</b>	<b>15,915,939</b>	<b>6,509,434</b>	<b>11,970,402</b>
4-OPERATIONS	2507-MISSIONS-TA	27,305,756		26,074,256	1,231,500	24,033,607	2,040,649	1,231,500
	2508-MISSIONS-DFA	4,886,847,155		4,886,741,959	105,196	4,430,273,165	456,468,794	105,196
	<b>TOTAL</b>	<b>4,914,152,911</b>		<b>4,912,816,215</b>	<b>1,336,696</b>	<b>4,454,306,773</b>	<b>458,509,442</b>	<b>1,336,696</b>
5-ADMINISTRATION	11XX-SALARIES & BENEFITS	313,683,391		308,884,214	4,799,177		308,884,214	4,799,177
	21XX-TRAVEL	215,587,589	2,795,367	204,452,393	11,135,196	25,531,681	178,920,713	8,339,828
	22XX-TRANSPORTION	46,022,671	80,191	41,643,691	4,378,981	6,645,874	34,997,816	4,298,790
	23XX-RENT, COMM, UTILITIES	271,915,082	29,955,618	242,058,104	29,856,978	68,540,937	173,517,167	(98,640)
	24XX-PRINT & REPRO	5,504,588	354,217	4,732,828	771,760	3,009,524	1,723,304	417,543
	2501-MISSIONS-FOS	2,330,738,742		2,326,594,053	4,144,689	1,954,548,423	372,045,629	4,144,689
	25XX-OTHER SERVICES	1,951,879,988	504,588,947	1,646,645,593	305,234,395	696,852,826	949,792,767	(199,354,552)
	26XX-SUPPLIES & MATERIALS	550,575,249	35,023,171	508,236,201	42,339,048	205,526,098	302,710,103	7,315,877
	31XX-EQUIPMENT	214,244,097	30,334,782	181,158,938	33,085,158	25,854,008	155,304,930	2,750,377
	32XX-LAND & STRUCTURES	11,492,466	3,218,655	7,790,645	3,701,821	2,331,448	5,459,197	483,166
	4101-URBAN SEARCH & RESCUE	75,195,470		75,195,469	1	50,117,452	25,078,017	1
<b>TOTAL</b>	<b>5,986,839,333</b>	<b>606,350,949</b>	<b>5,547,392,129</b>	<b>439,447,204</b>	<b>3,038,958,273</b>	<b>2,508,433,856</b>	<b>(166,903,745)</b>	
<b>GRAND TOTAL</b>	<b>29,720,969,380</b>	<b>2,742,407,564</b>	<b>26,754,085,222</b>	<b>2,966,884,159</b>	<b>11,035,638,344</b>	<b>15,718,446,878</b>	<b>224,476,594</b>	

**KATRINA DECLARATIONS BY PROGRAM AREA**

**AS OF 05-31-2006**

PROGRAM CODE	STATE NAME	PROGRAM AREA	ALLOCATIONS	UN-OBLIGATED COMMITMENTS	OBLIGATIONS	UN-OBLIGATED ALLOCATIONS(c)	UN-LIQUIDATED OBLIGATIONS	EXPENDITURES	ALLOCATION AVAILABLE
1602DR	FLORIDA	2-INFRASTRUCTURE	160,558,474		160,465,899	92,575	53,844,738	106,621,161	92,575
		4-OPERATIONS	10,000		10,000		10,000		
		5-ADMINISTRATION	32,403,764	213,336	27,563,038	4,840,726	15,544,773	12,018,265	4,627,390
		<b>TOTAL</b>	<b>192,972,238</b>	<b>213,336</b>	<b>188,038,937</b>	<b>4,933,301</b>	<b>69,399,511</b>	<b>118,639,426</b>	<b>4,719,965</b>
1603DR	LOUISIANA	1-HUMAN SERVICES	9,707,832,225	1,397,961,130	8,234,467,334	1,473,364,890	816,259,046	7,418,208,288	75,403,760
		2-INFRASTRUCTURE	2,622,931,247	37,020,400	2,572,639,598	50,291,649	1,497,711,115	1,074,928,484	13,271,249
		3-MITIGATION	13,702,216	1,383,517	9,017,699	4,684,517	5,517,412	3,500,287	3,301,000
		4-OPERATIONS	2,977,685,001		2,977,291,306	393,694	2,740,376,221	236,915,085	393,694
		5-ADMINISTRATION	3,045,231,119	311,190,444	2,720,180,457	325,050,662	1,413,957,930	1,306,222,527	13,860,218
<b>TOTAL</b>	<b>18,367,381,807</b>	<b>1,747,555,491</b>	<b>16,513,596,395</b>	<b>1,853,785,413</b>	<b>6,473,821,724</b>	<b>10,039,774,671</b>	<b>106,229,922</b>		
1604DR	MISSISSIPPI	1-HUMAN SERVICES	3,278,780,365	632,752,273	2,396,741,932	882,038,433	225,813,449	2,170,928,483	249,286,160
		2-INFRASTRUCTURE	1,315,422,615	1,702,600	1,312,086,432	3,336,183	709,990,800	602,095,633	1,633,583
		3-MITIGATION	21,232,743	9,600,053	10,957,690	10,275,053	8,728,036	2,229,654	675,000
		4-OPERATIONS	1,711,212,910		1,710,269,909	943,001	1,541,898,840	168,371,069	943,001
		5-ADMINISTRATION	2,662,761,915	287,365,552	2,572,408,415	90,353,499	1,505,933,676	1,066,474,739	(197,012,052)
<b>TOTAL</b>	<b>8,989,410,548</b>	<b>931,420,478</b>	<b>8,002,464,378</b>	<b>986,946,169</b>	<b>3,992,364,801</b>	<b>4,010,099,577</b>	<b>55,525,692</b>		
1605DR	ALABAMA	1-HUMAN SERVICES	902,059,648	55,601,642	840,941,957	61,117,692	50,190,409	790,751,548	5,516,049
		2-INFRASTRUCTURE	100,426,362		98,851,430	1,574,932	28,335,296	70,516,135	1,574,932
		3-MITIGATION	10,479,386	35,000	2,449,984	8,029,402	1,670,491	779,493	7,994,402
		4-OPERATIONS	181,500,000		181,500,000		129,610,047	51,889,953	
		5-ADMINISTRATION	203,283,998	7,576,930	188,013,846	15,270,152	82,296,833	105,717,013	7,693,222
<b>TOTAL</b>	<b>1,397,749,394</b>	<b>63,213,572</b>	<b>1,311,757,217</b>	<b>85,992,177</b>	<b>292,103,076</b>	<b>1,019,654,141</b>	<b>22,778,605</b>		
3212EM	LOUISIANA	2-INFRASTRUCTURE							
		4-OPERATIONS	1,500,000		1,500,000		1,500,000		
		5-ADMINISTRATION	7,008,058		7,008,058		6,285,876	722,182	
<b>TOTAL</b>	<b>8,508,058</b>		<b>8,508,058</b>		<b>7,785,876</b>	<b>722,182</b>			
3213EM	MISSISSIPPI	2-INFRASTRUCTURE							
		4-OPERATIONS							
		5-ADMINISTRATION	2,622,585		2,622,585		2,528,736	93,849	
<b>TOTAL</b>	<b>2,622,585</b>		<b>2,622,585</b>		<b>2,528,736</b>	<b>93,849</b>			
3214EM	ALABAMA	2-INFRASTRUCTURE							
		4-OPERATIONS							
		5-ADMINISTRATION	84,454		84,454		31,478	52,976	
<b>TOTAL</b>	<b>84,454</b>		<b>84,454</b>		<b>31,478</b>	<b>52,976</b>			
3215EM	ARKANSAS	2-INFRASTRUCTURE	45,783,900		45,607,447	176,453	5,514,547	40,092,900	176,453
		4-OPERATIONS	3,500,000		3,500,000		3,500,000		
		5-ADMINISTRATION	4,345,259		4,155,503	189,756	773,190	3,382,312	189,756
		<b>TOTAL</b>	<b>53,629,159</b>		<b>53,262,950</b>	<b>366,209</b>	<b>9,787,738</b>	<b>43,475,212</b>	<b>366,209</b>
3216EM	TEXAS	2-INFRASTRUCTURE	477,300,699		474,968,322	2,332,377	91,117,330	383,850,993	2,332,377
		4-OPERATIONS	37,740,000		37,740,000		36,406,664	1,333,336	
		5-ADMINISTRATION	21,022,652	4,688	18,402,804	2,619,848	9,211,603	9,191,201	2,615,161
		<b>TOTAL</b>	<b>536,063,351</b>	<b>4,688</b>	<b>531,111,126</b>	<b>4,952,225</b>	<b>136,735,597</b>	<b>394,375,529</b>	<b>4,947,538</b>
3217EM	TENNESSEE	2-INFRASTRUCTURE	29,000,000		27,596,970	1,403,030	1,786,361	25,810,609	1,403,030
		4-OPERATIONS	5,000		5,000		5,000		
		5-ADMINISTRATION	83,363		83,363		2,000	81,363	
		<b>TOTAL</b>	<b>29,088,363</b>		<b>27,685,333</b>	<b>1,403,030</b>	<b>1,793,361</b>	<b>25,891,972</b>	<b>1,403,030</b>
3218EM	GEORGIA	2-INFRASTRUCTURE	20,900,000		16,421,239	4,478,761	7,082,089	9,339,150	4,478,761
		5-ADMINISTRATION	52,767		52,767		52,000	767	
		<b>TOTAL</b>	<b>20,952,767</b>		<b>16,474,006</b>	<b>4,478,761</b>	<b>7,134,089</b>	<b>9,339,917</b>	<b>4,478,761</b>
3219EM	OKLAHOMA	2-INFRASTRUCTURE	14,250,313		11,666,597	2,583,716	3,023,300	8,643,297	2,583,716
		5-ADMINISTRATION	176,910		161,938	14,972	12,604	149,334	14,972
		<b>TOTAL</b>	<b>14,427,223</b>		<b>11,828,535</b>	<b>2,598,688</b>	<b>3,035,904</b>	<b>8,792,631</b>	<b>2,598,688</b>
3220EM	FLORIDA	2-INFRASTRUCTURE	9,200,000		7,845,819	1,354,181	5,637,463	2,208,356	1,354,181
		5-ADMINISTRATION	2,272		2,272		2,272		
		<b>TOTAL</b>	<b>9,202,272</b>		<b>7,848,091</b>	<b>1,354,181</b>	<b>5,637,463</b>	<b>2,210,628</b>	<b>1,354,181</b>
3221EM	WEST VIRGINIA	2-INFRASTRUCTURE	321,000		315,855	5,145	10,071	305,784	5,145
		5-ADMINISTRATION	123,811		103,490	20,321	103,490	20,321	
		<b>TOTAL</b>	<b>444,811</b>		<b>419,345</b>	<b>25,466</b>	<b>10,071</b>	<b>409,274</b>	<b>25,466</b>
3222EM	NORTH CAROLINA	2-INFRASTRUCTURE	2,000,000		1,975,640	24,360	648,622	1,327,019	24,360
		5-ADMINISTRATION	2,261		2,261		2,000	261	
		<b>TOTAL</b>	<b>2,002,261</b>		<b>1,977,901</b>	<b>24,360</b>	<b>650,622</b>	<b>1,327,280</b>	<b>24,360</b>

PROGRAM CODE	STATE NAME	PROGRAM AREA	ALLOCATIONS	UN-OBLIGATED COMMITMENTS	OBLIGATIONS	UN-OBLIGATED ALLOCATIONS(c)	UN-LIQUIDATED OBLIGATIONS	EXPENDITURES	ALLOCATION AVAILABLE
3223EM	UTAH	2-INFRASTRUCTURE	1,333,020		1,333,020	0		1,333,020	0
		4-OPERATIONS							
		5-ADMINISTRATION	81,798		62,207	19,590	15,273	46,935	19,590
		<b>TOTAL</b>	<b>1,414,818</b>		<b>1,395,227</b>	<b>19,591</b>	<b>15,273</b>	<b>1,379,954</b>	<b>19,591</b>
3224EM	COLORADO	2-INFRASTRUCTURE	13,597,030		13,597,030	0	672,692	12,924,337	0
		4-OPERATIONS							
		5-ADMINISTRATION	648,680		497,993	150,687	26,552	471,441	150,687
		<b>TOTAL</b>	<b>14,245,710</b>		<b>14,095,022</b>	<b>150,688</b>	<b>699,244</b>	<b>13,395,778</b>	<b>150,688</b>
3225EM	MICHIGAN	2-INFRASTRUCTURE	1,700,000		1,524,067	175,933	918,404	605,662	175,933
		5-ADMINISTRATION	536,194		328,111	208,083	37,603	290,508	208,083
		<b>TOTAL</b>	<b>2,236,194</b>		<b>1,852,178</b>	<b>384,016</b>	<b>956,007</b>	<b>896,171</b>	<b>384,016</b>
		2-INFRASTRUCTURE	1,752,568		1,752,566	2	1,752,566		2
3226EM	DISTRICT OF COLUMBIA	5-ADMINISTRATION	100,803		54,053	46,751		54,053	46,751
		<b>TOTAL</b>	<b>1,853,371</b>		<b>1,806,618</b>	<b>46,753</b>	<b>1,752,566</b>	<b>54,053</b>	<b>46,753</b>
		2-INFRASTRUCTURE	2,990,770		2,990,769	1	2,990,769		1
		5-ADMINISTRATION	386,346		331,930	54,416	34,026	297,904	54,416
3227EM	WASHINGTON	<b>TOTAL</b>	<b>3,377,116</b>		<b>3,322,699</b>	<b>54,418</b>	<b>3,024,794</b>	<b>297,904</b>	<b>54,418</b>
		2-INFRASTRUCTURE	2,047,247		2,047,243	4	1,656,569	390,674	4
		5-ADMINISTRATION	45,053		38,096	6,957	6,579	31,516	6,957
		<b>TOTAL</b>	<b>2,092,300</b>		<b>2,085,339</b>	<b>6,961</b>	<b>1,663,149</b>	<b>422,190</b>	<b>6,961</b>
3229EM	NEW MEXICO	2-INFRASTRUCTURE	2,139,800		842,550	1,297,250	730,514	112,036	1,297,250
		5-ADMINISTRATION	106,507		70,132	36,375	3,770	66,361	36,375
		<b>TOTAL</b>	<b>2,246,307</b>		<b>912,682</b>	<b>1,333,625</b>	<b>734,285</b>	<b>178,398</b>	<b>1,333,625</b>
		2-INFRASTRUCTURE	2,418,578		1,104,288	1,314,290	116,069	988,218	1,314,290
3230EM	ILLINOIS	5-ADMINISTRATION	232,568		205,753	26,815	44,908	160,845	26,815
		<b>TOTAL</b>	<b>2,651,146</b>		<b>1,310,040</b>	<b>1,341,106</b>	<b>160,977</b>	<b>1,149,063</b>	<b>1,341,106</b>
		2-INFRASTRUCTURE	4,300,000		4,259,405	40,595	3,029,558	1,229,847	40,595
		5-ADMINISTRATION	9,961		9,961		2,000	7,961	
3231EM	KENTUCKY	<b>TOTAL</b>	<b>4,309,961</b>		<b>4,269,366</b>	<b>40,595</b>	<b>3,031,558</b>	<b>1,237,808</b>	<b>40,595</b>
		2-INFRASTRUCTURE	2,005,000		1,899,250	105,750	1,865,650	33,600	105,750
		5-ADMINISTRATION	670,895		605,729	65,167	9,799	595,929	65,167
		<b>TOTAL</b>	<b>2,675,895</b>		<b>2,504,978</b>	<b>170,917</b>	<b>1,875,449</b>	<b>629,529</b>	<b>170,917</b>
3233EM	SOUTH CAROLINA	2-INFRASTRUCTURE	3,614,915		3,507,849	107,066	605,824	2,902,025	107,066
		5-ADMINISTRATION	42,089		42,089		2,000	40,089	
		<b>TOTAL</b>	<b>3,657,004</b>		<b>3,549,938</b>	<b>107,066</b>	<b>607,824</b>	<b>2,942,115</b>	<b>107,066</b>
		2-INFRASTRUCTURE	261,722		261,676	46	54,454	207,222	46
3234EM	SOUTH DAKOTA	5-ADMINISTRATION	32,700		12,130	20,570	1,778	10,352	20,570
		<b>TOTAL</b>	<b>294,422</b>		<b>273,805</b>	<b>20,617</b>	<b>56,232</b>	<b>217,573</b>	<b>20,617</b>
		2-INFRASTRUCTURE	2,639,000		2,626,484	12,516	846,270	1,780,214	12,516
		5-ADMINISTRATION	255,075		240,972	14,104	8,104	232,868	14,104
3235EM	PENNSYLVANIA	<b>TOTAL</b>	<b>2,894,075</b>		<b>2,867,456</b>	<b>26,620</b>	<b>854,373</b>	<b>2,013,082</b>	<b>26,620</b>
		2-INFRASTRUCTURE	163,200		163,069	131	9,135	153,933	131
		5-ADMINISTRATION	187		187	0		187	0
		<b>TOTAL</b>	<b>163,387</b>		<b>163,255</b>	<b>132</b>	<b>9,135</b>	<b>154,120</b>	<b>132</b>
3237EM	ALABAMA	2-INFRASTRUCTURE	3,000,000		2,729,488	270,512	882,107	1,847,382	270,512
		4-OPERATIONS	1,000,000		1,000,000		1,000,000		
		5-ADMINISTRATION							
		<b>TOTAL</b>	<b>4,000,000</b>		<b>3,729,488</b>	<b>270,512</b>	<b>1,882,107</b>	<b>1,847,382</b>	<b>270,512</b>
3238EM	INDIANA	2-INFRASTRUCTURE	4,127,992		3,850,268	277,724	3,814,018	36,250	277,724
		5-ADMINISTRATION	22,864		1,942	20,922	1,942	20,922	
		<b>TOTAL</b>	<b>4,150,856</b>		<b>3,852,210</b>	<b>298,646</b>	<b>3,814,018</b>	<b>38,192</b>	<b>298,646</b>
		2-INFRASTRUCTURE	222,618		222,618		11,394	211,224	
3239EM	IOWA	5-ADMINISTRATION	15,278		5,639	9,638		5,639	9,638
		<b>TOTAL</b>	<b>237,895</b>		<b>228,257</b>	<b>9,638</b>	<b>11,394</b>	<b>216,863</b>	<b>9,638</b>
		2-INFRASTRUCTURE	593,100		592,846	254	257,847	334,999	254
		5-ADMINISTRATION	130,910		102,655	28,255		102,655	28,255
3240EM	VIRGINIA	<b>TOTAL</b>	<b>724,010</b>		<b>695,501</b>	<b>28,509</b>	<b>257,847</b>	<b>437,654</b>	<b>28,509</b>
		2-INFRASTRUCTURE	4,385,030		4,385,020	10	336,715	4,048,305	10
		5-ADMINISTRATION	2,230,828		2,222,252	8,576	2,012,499	209,752	8,576
		<b>TOTAL</b>	<b>6,615,858</b>		<b>6,607,271</b>	<b>8,586</b>	<b>2,349,214</b>	<b>4,258,057</b>	<b>8,586</b>
3241EM	ARIZONA	2-INFRASTRUCTURE	15,000,000		3,582,788	11,417,212	2,601,419	981,368	11,417,212
		5-ADMINISTRATION	24,450			24,450			24,450
		<b>TOTAL</b>	<b>15,024,450</b>		<b>3,582,788</b>	<b>11,441,662</b>	<b>2,601,419</b>	<b>981,368</b>	<b>11,441,662</b>
		2-INFRASTRUCTURE							



PROGRAM CODE	STATE NAME	PROGRAM AREA	ALLOCATIONS	UN-OBLIGATED COMMITMENTS	OBLIGATIONS	UN-OBLIGATED ALLOCATIONS(c)	UN-LIQUIDATED OBLIGATIONS	EXPENDITURES	ALLOCATION AVAILABLE
3243EM	NEVADA	2-INFRASTRUCTURE	1,000,000		568,297	431,703	101,569	466,728	431,703
		5-ADMINISTRATION	284,759		268,129	16,631	13,353	254,775	16,631
		<b>TOTAL</b>	<b>1,284,759</b>		<b>836,426</b>	<b>448,334</b>	<b>114,922</b>	<b>721,503</b>	<b>448,334</b>
3244EM	IDAHO	2-INFRASTRUCTURE	584,137		584,134	3	460,178	123,956	3
		5-ADMINISTRATION	35,700		10,108	25,592	249	9,860	25,592
		<b>TOTAL</b>	<b>619,837</b>		<b>594,243</b>	<b>25,594</b>	<b>460,427</b>	<b>133,815</b>	<b>25,594</b>
3245EM	NEBRASKA	2-INFRASTRUCTURE	210,100		210,100		146,556	63,544	
		5-ADMINISTRATION	1,302		1,302			1,302	
		<b>TOTAL</b>	<b>211,402</b>		<b>211,402</b>		<b>146,556</b>	<b>64,846</b>	
3246EM	CONNECTICUT	2-INFRASTRUCTURE	1,000,000		353,722	646,278	353,722		646,278
		5-ADMINISTRATION	43,301		36,005	7,296	13,718	22,287	7,296
		<b>TOTAL</b>	<b>1,043,301</b>		<b>389,727</b>	<b>653,574</b>	<b>367,440</b>	<b>22,287</b>	<b>653,574</b>
3247EM	NORTH DAKOTA	2-INFRASTRUCTURE	23,747		23,747	0	23,747		0
		5-ADMINISTRATION	41,985		21,747	20,238	1,596	20,151	20,238
		<b>TOTAL</b>	<b>65,732</b>		<b>45,494</b>	<b>20,239</b>	<b>25,342</b>	<b>20,151</b>	<b>20,239</b>
3248EM	CALIFORNIA	2-INFRASTRUCTURE	200,000			200,000			200,000
		5-ADMINISTRATION	703,320		616,931	86,389	35,893	581,038	86,389
		<b>TOTAL</b>	<b>903,320</b>		<b>616,931</b>	<b>286,389</b>	<b>35,893</b>	<b>581,038</b>	<b>286,389</b>
3249EM	WISCONSIN	2-INFRASTRUCTURE	3,501,228		2,970,925	530,303	2,110,893	860,032	530,303
		5-ADMINISTRATION	24,737		1,225	23,512		1,225	23,512
		<b>TOTAL</b>	<b>3,525,965</b>		<b>2,972,150</b>	<b>553,815</b>	<b>2,110,893</b>	<b>861,257</b>	<b>553,815</b>
3250EM	OHIO	2-INFRASTRUCTURE	2,518,180		2,157,511	360,669	733,879	1,423,632	360,669
		5-ADMINISTRATION	25,350		25,350			25,350	
		<b>TOTAL</b>	<b>2,543,530</b>		<b>2,157,511</b>	<b>386,019</b>	<b>733,879</b>	<b>1,423,632</b>	<b>386,019</b>
3251EM	MARYLAND	2-INFRASTRUCTURE	1,637,550		1,387,550	250,000	779,696	607,854	250,000
		5-ADMINISTRATION	106,326		82,847	23,479		82,847	23,479
		<b>TOTAL</b>	<b>1,743,876</b>		<b>1,470,396</b>	<b>273,479</b>	<b>779,696</b>	<b>690,700</b>	<b>273,479</b>
3252EM	MASSACHUSETTS	2-INFRASTRUCTURE	5,250,000		4,388,139	861,861	55,424	4,332,716	861,861
		5-ADMINISTRATION	323,096		306,075	17,021	23,342	282,733	17,021
		<b>TOTAL</b>	<b>5,573,096</b>		<b>4,694,215</b>	<b>878,882</b>	<b>78,766</b>	<b>4,615,449</b>	<b>878,882</b>
3253EM	MONTANA	2-INFRASTRUCTURE	400,000		397,372	2,628	281,880	115,492	2,628
		5-ADMINISTRATION	42,856		31,586	11,270	1,939	29,647	11,270
		<b>TOTAL</b>	<b>442,856</b>		<b>428,958</b>	<b>13,898</b>	<b>283,819</b>	<b>145,139</b>	<b>13,898</b>
3255EM	RHODE ISLAND	2-INFRASTRUCTURE	1,500,000		1,008,050	491,950	942,436	65,614	491,950
		5-ADMINISTRATION	24,708		20,153	4,554	5,876	14,278	4,554
		<b>TOTAL</b>	<b>1,524,708</b>		<b>1,028,204</b>	<b>496,504</b>	<b>948,312</b>	<b>79,892</b>	<b>496,504</b>
3256EM	MAINE	2-INFRASTRUCTURE	100,000		47,927	52,073	47,927		52,073
		5-ADMINISTRATION	6,000		6,000		6,000		
		<b>TOTAL</b>	<b>106,000</b>		<b>53,927</b>	<b>52,073</b>	<b>53,927</b>		<b>52,073</b>
3257EM	NEW JERSEY	2-INFRASTRUCTURE	120,026		120,026		3,334	116,692	
		5-ADMINISTRATION	50,267		44,292	5,974	6,223	38,069	5,974
		<b>TOTAL</b>	<b>170,293</b>		<b>164,318</b>	<b>5,974</b>	<b>9,557</b>	<b>154,761</b>	<b>5,974</b>
3258EM	NEW HAMPSHIRE	2-INFRASTRUCTURE	100,000		9,887	90,113	9,887		90,113
		5-ADMINISTRATION	6,000		6,000		5,908	92	
		<b>TOTAL</b>	<b>106,000</b>		<b>15,887</b>	<b>90,113</b>	<b>15,796</b>	<b>92</b>	<b>90,113</b>
3262EM	NEW YORK	2-INFRASTRUCTURE	1,258,446		1,258,446		266,421	992,025	
		5-ADMINISTRATION	292,350		262,205	30,145	6,583	255,622	30,145
		<b>TOTAL</b>	<b>1,550,796</b>		<b>1,520,651</b>	<b>30,145</b>	<b>273,004</b>	<b>1,247,647</b>	<b>30,145</b>
3263EM	DELAWARE	2-INFRASTRUCTURE	100,941		100,908	33	23,201	77,707	33
		5-ADMINISTRATION	48,900		443	48,457		443	48,457
		<b>TOTAL</b>	<b>149,841</b>		<b>101,351</b>	<b>48,490</b>	<b>23,201</b>	<b>78,150</b>	<b>48,490</b>
<b>GRAND TOTAL</b>			<b>29,720,969,380</b>	<b>2,742,407,564</b>	<b>26,754,085,222</b>	<b>2,966,884,159</b>	<b>11,035,638,344</b>	<b>15,718,446,878</b>	<b>224,476,594</b>

**KATRINA MISSION ASSIGNMENTS**

**AS OF 05-31-2006**

<b>OBLIGATIONS</b>	
<b>DHS AGENCIES</b>	<b>Total</b>
BTS	200,000
CBP	30,957,949
DHSOIG	200,000
FLETC	460,103
FPS	173,937,173
IAIP	214,000
ICE	36,417,200
NCS	7,318,000
OCFO	210,000
OSLGCP	200,000
S&T	100,000
TSA	455,000
USCG	415,557,501
USCIS	910,000
<b>USSS</b>	<b>8,800</b>
<b>Subtotal, DHS</b>	<b>667,145,726</b>
<b>OTHER AGENCIES</b>	<b>Total</b>
AID	17,354,000
APHIS	380,000
ARC	55,000
BUREC	1,089,000
CDC	20,098,500
CNCS	4,415,500
COE-LRD	15,000
COE-MVD	3,852,144,516
COE-SAD	181,635,000
DHUD	82,945,000
DOC	1,200,000
DOD	1,127,743,169
DOE	390,000
DOED	230,000
DOI	1,324,400
DOL	325,000
DOS	55,000
DOT	423,162,527
EEOC	200,000
EPA	323,886,200
FAA	
FCC	200,000
FCSIC	200,000
FMSHRC	200,000
FNS	20,000
GSA	78,033,268
HHS	162,682,806
MSPB	2,000
NAR	625,000
NASA	541,500
NCPC	20,000
NCUA	
NGA	620,000
NLRB	240,000
NOAA	2,250,000
NPS	157,000
NRC	200,000
NSF	200,000
OPM	615,000
OSHA	21,225,000
RRB	25,000
SBA	200,000
SCS	11,800
SEC	2,000
SSA	1,025,000
TREAS	2,110,650
TVA	8,465,411
USDA	12,560,500
USDJ	55,629,600
USFS	179,195,288
USGS	460,800
USPC	4,697,217
USPHS	
USPS	1,126,889
VA	75,000
<b>Subtotal, Other Agencies</b>	<b>6,572,264,542</b>
<b>Grand Total MA s</b>	<b>7,239,410,268</b>

## RITA DECLARATIONS BY MAJOR OBJECT CLASS

AS OF 05-31-2006

PROGRAM AREA	PROGRAM NAME	ALLOCATIONS	UN-OBLIGATED COMMITMENTS	OBLIGATIONS	UN-OBLIGATED ALLOCATIONS(c)	UN-LIQUIDATED OBLIGATIONS	EXPENDITURES	ALLOCATION AVAILABLE
1-HUMAN SERVICES	2503-UNEMPLOYMENT	23,167,496		21,545,421	1,622,075		21,545,421	1,622,075
	2504-CRISIS COUNSELING-NIMH	1,546,988		1,546,988		1,546,988		
	2576-LEGAL SERVICES							
	2592-INSPECTIONS	75,017,470	30,808	74,985,467	32,003	28,513,129	46,472,338	1,195
	4149-OTHER NEEDS ASSISTANCE	102,000,000		102,000,000		1,655,621	100,344,379	
	414X-HOUSING ASSISTANCE	1,040,294,963		1,040,294,064	899	133,794,732	906,499,332	899
	4152-CRISIS COUNSELING-SCC	1,557,215		650,742	906,473	650,742		906,473
	4154-OTHER NEEDS ASSISTANCE	71,880,000		71,880,000		4,315,169	67,564,831	
	MANUFACTURED HOUSING	247,797,400	114,621,544	118,376,488	129,420,912	20,863,280	97,513,208	14,799,368
<b>TOTAL</b>	<b>1,563,261,532</b>	<b>114,652,352</b>	<b>1,431,279,170</b>	<b>131,982,362</b>	<b>191,339,661</b>	<b>1,239,939,509</b>	<b>17,330,010</b>	
2-INFRASTRUCTURE	2594-INSPECTIONS	19,495,900		19,395,400	100,500	9,585,541	9,809,859	100,500
	416X-PUBLIC ASSISTANCE	563,277,097		557,707,821	5,569,276	235,961,762	321,746,059	5,569,276
	<b>TOTAL</b>	<b>582,772,997</b>		<b>577,103,221</b>	<b>5,669,776</b>	<b>245,547,303</b>	<b>331,555,919</b>	<b>5,669,776</b>
3-MITIGATION	2593-INSPECTIONS	16,324,974	5,273,007	7,335,967	8,989,007	4,681,965	2,654,002	3,716,000
	4173-HAZARD MITIGATION	3,498,865		3,498,865		3,482,944	15,921	
	<b>TOTAL</b>	<b>19,823,839</b>	<b>5,273,007</b>	<b>10,834,832</b>	<b>8,989,007</b>	<b>8,164,909</b>	<b>2,669,923</b>	<b>3,716,000</b>
4-OPERATIONS	2507-MISSIONS-TA	750,000		750,000		563,471	186,529	
	2508-MISSIONS-DFA	763,196,000		755,013,600	8,182,400	685,018,412	69,995,188	8,182,400
	<b>TOTAL</b>	<b>763,946,000</b>		<b>755,763,600</b>	<b>8,182,400</b>	<b>685,581,884</b>	<b>70,181,716</b>	<b>8,182,400</b>
5-ADMINISTRATION	11XX-SALARIES & BENEFITS	49,477,360		48,715,261	762,100	48,715,261	762,099	
	21XX-TRAVEL	33,382,340	31,829	33,315,236	67,104	2,977,685	30,337,551	35,275
	22XX-TRANSPORTION	3,761,000	79,000	1,549,000	2,212,000	945,135	603,865	2,133,000
	23XX-RENT, COMM, UTILITIES	22,342,325	5,273,278	17,331,617	5,010,708	6,417,562	10,914,055	(262,570)
	24XX-PRINT & REPRO	1,143,000	150,848	829,781	313,219	553,808	275,973	162,371
	2501-MISSIONS-FOS	395,788,685		395,132,585	656,100	361,623,855	33,508,730	656,100
	25XX-OTHER SERVICES	551,115,374	92,933,985	445,873,778	105,241,596	218,433,183	227,440,595	12,307,611
	26XX-SUPPLIES & MATERIALS	50,080,975	2,704,294	46,544,273	3,536,702	14,940,415	31,603,858	832,408
	31XX-EQUIPMENT	13,545,983	4,434,855	8,772,517	4,773,466	3,085,979	5,686,538	338,611
	32XX-LAND & STRUCTURES	2,100,000	293,949	106,051	1,993,949	106,051		1,700,000
	4101-URBAN SEARCH & RESCUE	22,400,226	120,000	22,280,226	120,000	16,670,871	5,609,356	
<b>TOTAL</b>	<b>1,145,137,268</b>	<b>106,022,039</b>	<b>1,020,450,325</b>	<b>124,686,943</b>	<b>625,754,544</b>	<b>394,695,781</b>	<b>18,664,905</b>	
<b>GRAND TOTAL</b>	<b>4,074,941,636</b>	<b>225,947,398</b>	<b>3,795,431,148</b>	<b>279,510,488</b>	<b>1,756,388,300</b>	<b>2,039,042,848</b>	<b>53,563,090</b>	

## RITA DECLARATIONS BY PROGRAM AREA

AS OF 05-31-2006

PROGRAM CODE	STATE NAME	PROGRAM AREA	ALLOCATIONS	UN-OBLIGATED COMMITMENTS	OBLIGATIONS	UN-OBLIGATED ALLOCATIONS(c)	UN-LIQUIDATED OBLIGATIONS	EXPENDITURES	ALLOCATION AVAILABLE
1606DR	TEXAS	1-HUMAN SERVICES	964,249,438	66,156,247	880,763,706	83,485,732	177,725,662	703,038,043	17,329,485
		2-INFRASTRUCTURE	296,993,900		293,137,919	3,855,981	86,347,451	206,790,467	3,855,981
		3-MITIGATION	14,545,312	4,537,967	6,301,345	8,243,967	5,661,926	639,419	3,706,000
		4-OPERATIONS	238,200,000		235,517,600	2,682,400	221,670,802	13,846,798	2,682,400
		5-ADMINISTRATION	619,179,616	65,780,650	540,248,128	78,931,488	307,340,488	232,907,640	13,150,838
		<b>TOTAL</b>	<b>2,133,168,266</b>	<b>136,474,864</b>	<b>1,955,968,698</b>	<b>177,199,569</b>	<b>798,746,330</b>	<b>1,157,222,368</b>	<b>40,724,705</b>
1607DR	LOUISIANA	1-HUMAN SERVICES	599,012,094	48,496,105	550,515,464	48,496,630	13,613,998	536,901,466	525
		2-INFRASTRUCTURE	271,064,097		269,515,199	1,548,898	154,992,320	114,522,880	1,548,898
		3-MITIGATION	5,278,527	735,040	4,533,487	745,040	2,502,983	2,030,504	10,000
		4-OPERATIONS	520,636,000		515,136,000	5,500,000	458,801,082	56,334,918	5,500,000
		5-ADMINISTRATION	423,637,313	40,241,389	377,881,857	45,755,455	222,421,191	155,460,666	5,514,066
		<b>TOTAL</b>	<b>1,819,628,030</b>	<b>89,472,534</b>	<b>1,717,582,008</b>	<b>102,046,023</b>	<b>852,331,574</b>	<b>865,250,434</b>	<b>12,573,489</b>
3259EM	FLORIDA	2-INFRASTRUCTURE	9,100,000		8,921,857	178,143	3,963,101	4,958,756	178,143
		4-OPERATIONS	10,000		10,000		10,000		
		5-ADMINISTRATION	1,280,801		1,280,801		1,211,541	69,260	
		<b>TOTAL</b>	<b>10,390,801</b>		<b>10,212,657</b>	<b>178,143</b>	<b>5,184,642</b>	<b>5,028,015</b>	<b>178,143</b>
3260EM	LOUISIANA	2-INFRASTRUCTURE							
		4-OPERATIONS	100,000		100,000		100,000		
		5-ADMINISTRATION	175,000		175,000		175,000		
		<b>TOTAL</b>	<b>275,000</b>		<b>275,000</b>		<b>275,000</b>		
3261EM	TEXAS	2-INFRASTRUCTURE	5,615,000		5,528,246	86,754	244,431	5,283,816	86,754
		4-OPERATIONS	5,000,000		5,000,000		5,000,000		
		5-ADMINISTRATION	100,864,539		100,864,539		94,606,324	6,258,215	
		<b>TOTAL</b>	<b>111,479,539</b>		<b>111,392,785</b>	<b>86,754</b>	<b>99,850,754</b>	<b>11,542,031</b>	<b>86,754</b>
<b>GRAND TOTAL</b>			<b>4,074,941,636</b>	<b>225,947,398</b>	<b>3,795,431,148</b>	<b>279,510,488</b>	<b>1,756,388,300</b>	<b>2,039,042,848</b>	<b>53,563,090</b>

## RITA MISSION ASSIGNMENTS

**AS OF 05-31-2006**

<b>OBLIGATIONS</b>	
<b>DHS AGENCIES</b>	<b>Total</b>
CBP	12,000,000
FPS	12,645,000
NCS	5,862,685
USCG	26,741,000
<b>Subtotal, DHS</b>	<b>57,248,685</b>
<b>OTHER AGENCIES</b>	<b>Total</b>
APHIS	20,000
ARC	40,000
BIA	317,600
BUREC	1,000,000
CDC	
CNCS	240,000
COE-MVD	377,825,000
COE-NAD	
COE-SAD	155,000
COE-SWD	265,928,900
DHUD	120,000
DOD	48,480,000
DOE	60,000
DOI	5,000
DOT	67,022,000
EPA	44,545,000
GSA	540,000
HHS	83,290,000
NGA	690,000
NOAA	2,790,000
TREAS	80,000
TVA	2,080,000
USDA	6,470,000
USFS	180,905,000
USGS	44,000
USPC	1,000,000
VA	10,000,000
<b>Subtotal, Other Agencies</b>	<b>1,093,647,500</b>
<b>GRAND TOTAL MA s</b>	<b>1,150,896,185</b>

## WILMA DECLARATIONS BY MAJOR OBJECT CLASS

AS OF 05-31-2006

PROGRAM AREA	PROGRAM NAME	ALLOCATIONS	UN-OBLIGATED COMMITMENTS	OBLIGATIONS	UN-OBLIGATED ALLOCATIONS(c)	UN-LIQUIDATED OBLIGATIONS	EXPENDITURES	ALLOCATION AVAILABLE
1-HUMAN SERVICES	2503-UNEMPLOYMENT	5,770,125		5,770,125			5,770,125	
	2504-CRISIS COUNSELING-NIMH	3,246,808		3,246,808			3,246,808	
	2576-LEGAL SERVICES	5,000		5,000			5,000	
	2592-INSPECTIONS	44,379,400		44,354,901	24,499	5,489,391	38,865,510	24,499
	4149-OTHER NEEDS ASSISTANCE	183,000,000		183,000,000		38,747,216	144,252,784	
	414X-HOUSING ASSISTANCE	163,715,000		163,695,000	20,000	18,133,503	145,561,497	20,000
	4152-CRISIS COUNSELING-SCC	2,628,148		1,164,961	1,463,187		1,164,961	1,463,187
	<b>TOTAL</b>	<b>491,757,481</b>	<b>8,853,635</b>	<b>478,270,005</b>	<b>13,487,476</b>	<b>75,816,041</b>	<b>402,453,964</b>	<b>4,633,841</b>
2-INFRASTRUCTURE	2594-INSPECTIONS	44,126,700	9,831,100	36,207,300	7,919,400	18,656,132	17,551,168	(1,911,700)
	416X-PUBLIC ASSISTANCE	884,050,000		877,718,388	6,331,612	386,993,752	490,724,635	6,331,612
	<b>TOTAL</b>	<b>928,176,700</b>	<b>9,831,100</b>	<b>913,925,688</b>	<b>14,251,012</b>	<b>405,649,884</b>	<b>508,275,804</b>	<b>4,419,912</b>
3-MITIGATION	2593-INSPECTIONS	1,000,000	35,203	899,797	100,203	559,069	340,728	65,000
	<b>TOTAL</b>	<b>1,000,000</b>	<b>35,203</b>	<b>899,797</b>	<b>100,203</b>	<b>559,069</b>	<b>340,728</b>	<b>65,000</b>
4-OPERATIONS	2507-MISSIONS-TA	700,000		700,000		679,925	20,075	
	2508-MISSIONS-DFA	233,328,384		233,328,384		232,111,423	1,216,961	
	<b>TOTAL</b>	<b>234,028,384</b>		<b>234,028,384</b>		<b>232,791,348</b>	<b>1,237,036</b>	
5-ADMINISTRATION	11XX-SALARIES & BENEFITS	37,113,330		32,531,826	4,581,504		32,531,826	4,581,504
	21XX-TRAVEL	13,459,700	167,200	13,222,535	237,165	591,846	12,630,689	69,965
	22XX-TRANSPORTION	13,625,440	10,000	12,625,440	1,000,000	9,937,141	2,688,299	990,000
	23XX-RENT, COMM, UTILITIES	6,586,000	1,306,513	5,843,978	742,022	589,924	5,254,053	(564,491)
	24XX-PRINT & REPRO	548,500	39,928	286,870	261,630	87,557	199,313	221,702
	2501-MISSIONS-FOS	147,229,012		146,698,679	530,333	127,219,549	19,479,130	530,333
	25XX-OTHER SERVICES	31,382,000	6,316,484	16,667,032	14,714,968	13,110,207	3,556,825	8,398,484
	26XX-SUPPLIES & MATERIALS	91,470,000	10,762,225	80,192,825	11,277,175	77,671,911	2,520,914	514,951
	31XX-EQUIPMENT	2,346,000	2,214,693	1,023,242	1,322,758	348,290	674,952	(891,935)
	32XX-LAND & STRUCTURES	99,225	16,970	82,255	16,970	12,962	69,293	
4101-URBAN SEARCH & RESCUE	6,216,000		5,963,794	252,206	5,435,265	528,529	252,206	
<b>TOTAL</b>	<b>350,075,207</b>	<b>20,834,012</b>	<b>315,138,476</b>	<b>34,936,731</b>	<b>235,004,652</b>	<b>80,133,824</b>	<b>14,102,719</b>	
<b>GRAND TOTAL</b>	<b>2,005,037,772</b>	<b>39,553,950</b>	<b>1,942,262,350</b>	<b>62,775,422</b>	<b>949,820,994</b>	<b>992,441,356</b>	<b>23,221,471</b>	

## WILMA DECLARATIONS BY PROGRAM AREA

AS OF 05-31-2006

PROGRAM CODE	STATE NAME	PROGRAM AREA	ALLOCATIONS	UN-OBLIGATED COMMITMENTS	OBLIGATIONS	UN-OBLIGATED ALLOCATIONS(c)	LIQUIDATED OBLIGATIONS	EXPENDITURES	ALLOCATION AVAILABLE
1609DR	FLORIDA	1-HUMAN SERVICES	491,757,481	8,853,635	478,270,005	13,487,476	75,816,041	402,453,964	4,633,841
		2-INFRASTRUCTURE	928,176,700	9,831,100	913,925,688	14,251,012	405,649,884	508,275,804	4,419,912
		3-MITIGATION	1,000,000	35,203	899,797	100,203	559,069	340,728	65,000
		4-OPERATIONS	234,028,384		234,028,384		232,791,348	1,237,036	
		5-ADMINISTRATION	350,075,207	20,834,012	315,138,476	34,936,731	235,004,652	80,133,824	14,102,719
		<b>TOTAL</b>	<b>2,005,037,772</b>	<b>39,553,950</b>	<b>1,942,262,350</b>	<b>62,775,422</b>	<b>949,820,994</b>	<b>992,441,356</b>	<b>23,221,471</b>
<b>GRAND TOTAL</b>			<b>2,005,037,772</b>	<b>39,553,950</b>	<b>1,942,262,350</b>	<b>62,775,422</b>	<b>949,820,994</b>	<b>992,441,356</b>	<b>23,221,471</b>

## WILMA MISSION ASSIGNMENTS

AS OF 05-31-2006

<b>OBLIGATIONS</b>	
<b>DHS AGENCIES</b>	<b>Total</b>
FPS	30,521,512
NCS	40,000
USCG	120,000
<b>Subtotal, DHS</b>	<b>30,681,512</b>
<b>OTHER AGENCIES</b>	<b>Total</b>
CIA	200,000
CNCS	1,250,000
COE-SAD	293,277,982
DOC	200,000
DOD	3,550,000
DOE	55,000
DOI	28,384
DOT	35,246,685
EPA	440,000
GSA	130,000
HHS	9,395,000
NOAA	115,000
NPS	
SSA	200,000
USDA	330,000
USDJ	45,000
USFS	5,580,000
USFWS	
USGS	2,500
<b>Subtotal, Other Agencies</b>	<b>350,045,551</b>
<b>GRAND TOTAL MA s</b>	<b>380,727,063</b>





**FINANCIAL INFORMATION TOOL  
FOR HURRICANE KATRINA, RITA, & WILMA DECLARATIONS ONLY  
NOTES & TERMS**

ITEM	DESCRIPTION
21XX-TRAVEL OF PEOPLE	Travel & transportation costs of FEMA employees and evacuating disaster victims
22XX-TRANSPORT OF THINGS	Transporting things such as express mail and equipment
23XX-RENT, COMM, UTILITIES	JFO Office space, DRC Office space, phone lines, electricity, water, etc.
24XX-PRINT & REPRO	Quick Copy service, printing and duplicating , etc.
2501-MISSIONS-FOS	Federal Operational Support - OFA Administrative costs such as travel, overtime, etc.
2503-UNEMPLOYMENT	Unemployment assistance to disaster victims
2507-MISSIONS-TA	Technical Assistance - provided by an OFA to the State & Local Governments
2508-MISSIONS-DFA	Direct Federal Assistance - provided by OFAs to directly benefit the State/Local Government and/or citizens usually commodities and services like ice, water, meals, etc.
2576-LEGAL SERVICES	Provided to assist disaster victims
2592-INSPECTIONS IHP/IFG	To inspect individual disaster victim's homes to determine eligibility for FEMA assistance programs
2593-INSPECTIONS HMTAP	To provide inspections, reviews and other technical assistance related to the Hazard Mitigation Program
2594-INSPECTIONS PA TAC	To prepare preliminary damage assessments and damage survey reports for the Public Assistance Program
25XX-OTHER SERVICES	Other services provided by contract not otherwise categorized
26XX-SUPPLIES & MATERIALS	Office supplies, IT supplies, safety supplies, fuel, clothing, food, drinking water, parts, etc.
31XX-EQUIPMENT	Durable personal property that has an expected life of 1 year or more such as equipment, tools, computers, etc.
32XX-LAND & STRUCTURES	Real estate and permanent improvements to real estate
4101-URBAN SEARCH & RESCUE	Cost of searching for and rescuing disaster victims from the disaster site(s)
414X-HOUSING & OTHER NEEDS	Awards to disaster victims for rent, hotels, minimal repairs, replacement, etc.
4154-OTHER NEEDS	Awards to disaster victims for medical, dental, funeral, personal property, clothing, furniture, and similar needs
416X-PUBLIC ASSISTANCE	Grants to States for projects under Infrastructue also known as the Public Assistance Program
4173-HAZARD MITIGATION	Grants to States for projects under the Mitigation Program
CRISIS COUNSELING	Grants to States or to the National Institutes of Mental Health to assist disaster victims
DRC	Disaster Recovery Center for assisting disaster victims in applying for disaster assistance
JFO	Joint Field Office
MANUFACTURED HOUSING	Costs of setting up short term temporary housing for disaster victims including manufactured housing and pad setup
OFA	Other Federal Agency other than FEMA
PROGRAM CODE	Disaster Number
PROGRAM NAME	Identifies and groups costs associated with a specific FEMA Program
VENDOR ALPHA	Name of private company, OFA, or State/Local government with whom FEMA has contracted to provide commodities or services, or pay grants/awards

**FINANCIAL INFORMATION TOOL**  
**FOR HURRICANE KATRINA, RITA, & WILMA DECLARATIONS ONLY**  
**VENDORS WITH CUMMULATIVE OBLIGATIONS GREATER THAN OR EQUAL TO \$50 MILLION IN DESCENDING ORDER BY OBLIGATIONS**  
**AS OF 05-31-2006**

VENDOR ALPHA	OBLIGATIONS	EXPENDITURES
LA OFFICE OF HOMELAND SECURITY	7,681,688,595.32	6,062,698,096.42
US ARMY CORPS OF ENGINEERS	4,971,481,398.03	424,088,098.31
MISSISSIPPI, STATE OF	2,419,387,854.77	1,723,302,190.19
DEPARTMENT OF DEFENSE	1,492,004,347.32	346,473,333.28
TX DEPARTMENT OF PUBLIC SAFETY	1,476,197,496.35	1,160,445,947.21
FLORIDA BUREAU OF DISASTER	1,398,155,795.43	892,053,805.61
FLUOR DANIEL INC	947,847,587.98	550,501,355.09
ENVIRONMENTAL PROTECTION AGENCY	763,213,137.00	9,398,166.23
GULF STREAM COACH, INC.	547,697,225.00	538,260,779.00
DEPARTMENT OF TRANSPORTATION	525,431,212.05	203,713,398.19
CORPORATE LODGING CONSULTANTS, INC.	522,193,600.00	405,689,233.75
SHAW ENVIRONMENTAL & INFRASTRUCTURE	507,388,571.50	295,057,190.84
BECHTEL NATIONAL, INC.	466,269,873.50	374,657,189.39
US COAST GUARD	442,418,501.00	11,353,911.32
US DEPARTMENT OF LABOR	435,323,945.00	435,016,883.44
USDA FOREST SERVICE	385,040,788.00	4,260,765.09
MORGAN BUILDINGS & SPAS, INC.	372,324,890.00	350,863,626.92
CH2M HILL CONSTRUCTORS, INC.	333,857,623.09	201,185,398.44
PRECISION HOMES	287,515,000.00	280,878,481.99
AMERICAN RED CROSS	285,294,800.00	248,948,173.63
DEPARTMENT OF HEALTH AND HUMAN SERVICES	273,883,677.27	16,968,883.00
AL EMERGENCY MANAGEMENT AGENCY	224,585,533.13	190,999,327.10
FEDERAL PROTECTIVE SERVICE/DHS	222,875,330.63	961,462.96
GENERAL SERVICES ADMINISTRATION	189,473,410.82	19,728,025.72
CLEARBROOK LLC	183,991,412.00	141,494,680.04
GBL'S	157,022,500.00	115,547,219.16
FEMA GROUP TRAVEL	152,953,939.96	133,685,011.95
PARTNERSHIP FOR RESPONSE & RECOVERY	145,845,219.75	110,116,434.70
CMH MANUFACTURING, INC.	138,967,578.79	126,152,985.79
ALLTECH	129,808,727.44	89,150,128.72
NORTH AMERICAN CATASTROPHE SVCS INC	127,793,643.64	122,896,591.99
BOURGET'S OF THE SOUTH, LLC	119,499,655.60	119,499,655.60
NISTC	117,600,100.00	57,137,994.04
EMERGENCY RESPONSE PROG MANAGEMENT	116,379,900.00	75,423,801.74
AMERICOLD LOGISTICS LLC	89,668,506.58	87,432,736.39
HOUSING & URBAN DEVELOPMENT	83,065,000.00	32,431,709.57
CHAMPION HOME BUILDERS CO	80,759,579.79	70,400,027.50
US BANK	73,123,882.38	30,211,029.20
CUSTOMS AND BORDER PROTECTION	61,373,389.00	6,795,166.08
U S DEPARTMENT OF JUSTICE	55,674,600.00	3,300,991.21
CITIBANK	55,648,425.52	52,851,167.00
<b>Grand Total</b>	<b>29,060,726,253.64</b>	<b>16,122,031,053.80</b>

**FINANCIAL INFORMATION TOOL**  
**FOR HURRICANE KATRINA, RITA, & WILMA DECLARATIONS ONLY**  
**VENDORS WITH CUMMULATIVE OBLIGATIONS GREATER THAN OR EQUAL TO \$50 MILLION IN DESCENDING ORDER BY OBLIGATIONS**  
**AS OF 05-31-2006**

VENDOR ALPHA	PROGRAM NAME	PROG CODE	STATE NAME	EVENT NAME	OBLIGATIONS	EXPENDITURES
LA OFFICE OF HOMELAND SECURITY	414X-HOUSING & OTHER NEEDS	1603DR	LOUISIANA	KATRINA	4,516,790,966.73	4,462,466,634.96
		1607DR	LOUISIANA	RITA	506,279,247.36	503,498,912.16
	416X-PUBLIC ASSISTANCE	1603DR	LOUISIANA	KATRINA	2,371,931,620.86	973,656,956.48
		1607DR	LOUISIANA	RITA	264,600,289.37	112,858,096.48
	4173-HAZARD MITIGATION	1603DR	LOUISIANA	KATRINA	2,468,240.00	428.72
		1607DR	LOUISIANA	RITA	433,544.00	107.19
	CRISIS COUNSELING	1603DR	LOUISIANA	KATRINA	19,184,687.00	10,216,960.43
<b>LA OFFICE OF HOMELAND SECURITY Total</b>					<b>7,681,688,595.32</b>	<b>6,062,698,096.42</b>
US ARMY CORPS OF ENGINEERS	2501-MISSIONS-FOS	1602DR	FLORIDA	KATRINA	335,000.00	43,894.71
		1603DR	LOUISIANA	KATRINA	47,417,364.00	2,760,261.92
		1604DR	MISSISSIPPI	KATRINA	454,590,739.91	59,757,082.85
		1605DR	ALABAMA	KATRINA	30,300,000.00	11,807,347.57
		1606DR	TEXAS	RITA	41,888,900.00	6,090,893.44
		1607DR	LOUISIANA	RITA	2,175,000.00	528,672.37
		1609DR	FLORIDA	WILMA	70,327,982.16	10,622,518.13
		3213EM	MISSISSIPPI	KATRINA	160,561.11	56,404.93
		3214EM	ALABAMA	KATRINA		
		3259EM	FLORIDA	RITA	155,000.00	24,459.06
	3261EM	TEXAS	RITA	5,590,000.00	14,958.43	
	2507-MISSIONS-TA	1603DR	LOUISIANA	KATRINA	7,000,000.00	253,089.98
		1604DR	MISSISSIPPI	KATRINA	243,255.98	124,507.82
		1606DR	TEXAS	RITA	150,000.00	10,593.51
		1607DR	LOUISIANA	RITA	600,000.00	175,935.07
		1609DR	FLORIDA	WILMA	600,000.00	17,025.08
	2508-MISSIONS-DFA	1603DR	LOUISIANA	KATRINA	2,070,992,000.00	55,003,922.57
		1604DR	MISSISSIPPI	KATRINA	1,271,755,594.87	156,377,439.60
		1605DR	ALABAMA	KATRINA	151,000,000.00	51,280,277.46
		1606DR	TEXAS	RITA	213,350,000.00	13,836,204.58
		1607DR	LOUISIANA	RITA	375,000,000.00	54,091,924.64
		1609DR	FLORIDA	WILMA	222,350,000.00	1,210,684.59
		3260EM	LOUISIANA	RITA		
3261EM		TEXAS	RITA	5,000,000.00		
25XX-OTHER SERVICES	1603DR	LOUISIANA	KATRINA	500,000.00		
<b>US ARMY CORPS OF ENGINEERS Total</b>					<b>4,971,481,398.03</b>	<b>424,088,098.31</b>
MISSISSIPPI, STATE OF	414X-HOUSING & OTHER NEEDS	1604DR	MISSISSIPPI	KATRINA	1,183,247,448.51	1,160,691,398.32
	416X-PUBLIC ASSISTANCE	1604DR	MISSISSIPPI	KATRINA	1,227,729,446.26	559,386,373.99
	4173-HAZARD MITIGATION	1604DR	MISSISSIPPI	KATRINA	5,407,982.00	258,506.00
	CRISIS COUNSELING	1604DR	MISSISSIPPI	KATRINA	3,002,978.00	2,965,911.88
<b>MISSISSIPPI, STATE OF Total</b>					<b>2,419,387,854.77</b>	<b>1,723,302,190.19</b>
DEPARTMENT OF DEFENSE	2501-MISSIONS-FOS	1602DR	FLORIDA	KATRINA	100,000.00	
		1603DR	LOUISIANA	KATRINA	274,469,426.88	12,396,595.70
		1604DR	MISSISSIPPI	KATRINA	770,190,415.41	232,674,340.52
		1605DR	ALABAMA	KATRINA	2,669,482.21	
		1606DR	TEXAS	RITA	23,100,000.00	
		1607DR	LOUISIANA	RITA		
		1609DR	FLORIDA	WILMA	2,650,000.00	
		3212EM	LOUISIANA	KATRINA	250,000.00	
		3213EM	MISSISSIPPI	KATRINA	10,000.00	8,102.84
		3214EM	ALABAMA	KATRINA		
		3216EM	TEXAS	KATRINA	20,000.00	
		3259EM	FLORIDA	RITA	255,000.00	
		3260EM	LOUISIANA	RITA		
		3261EM	TEXAS	RITA	11,315,000.00	3,190,786.76

VENDOR ALPHA	PROGRAM NAME	PROG CODE	STATE NAME	EVENT NAME	OBLIGATIONS	EXPENDITURES
	2507-MISSIONS-TA	1603DR	LOUISIANA	KATRINA	271,500.00	
	2508-MISSIONS-DFA	1603DR	LOUISIANA	KATRINA	24,812,000.00	1,120,667.00
		1604DR	MISSISSIPPI	KATRINA	54,950,344.86	3,730,749.57
		1606DR	TEXAS	RITA	2,810,000.00	
		1607DR	LOUISIANA	RITA	11,000,000.00	1,576,361.33
		1609DR	FLORIDA	WILMA	900,000.00	6,276.58
		3216EM	TEXAS	KATRINA		
	3260EM	LOUISIANA	RITA			
	25XX-OTHER SERVICES	1603DR	LOUISIANA	KATRINA	16,082.04	
		1604DR	MISSISSIPPI	KATRINA	313,372.80	117,012.60
		1605DR	ALABAMA	KATRINA	79,950.24	
	26XX-SUPPLIES & MATERIALS	1603DR	LOUISIANA	KATRINA	149,535,482.19	91,588,158.78
		1604DR	MISSISSIPPI	KATRINA	90,958,532.13	
		1609DR	FLORIDA	WILMA	70,371,168.00	
	MANUFACTURED HOUSING	1603DR	LOUISIANA	KATRINA	451,276.92	
		1604DR	MISSISSIPPI	KATRINA	425,363.40	64,281.60
		1606DR	TEXAS	RITA	79,950.24	
<b>DEPARTMENT OF DEFENSE Total</b>					<b>1,492,004,347.32</b>	<b>346,473,333.28</b>
TX DEPARTMENT OF PUBLIC SAFETY	414X-HOUSING & OTHER NEEDS	1606DR	TEXAS	RITA	636,014,000.00	503,343,982.26
	4154-OTHER NEEDS	1606DR	TEXAS	RITA	71,880,000.00	67,564,831.08
	416X-PUBLIC ASSISTANCE	1606DR	TEXAS	RITA	278,657,518.63	198,645,481.38
		3216EM	TEXAS	KATRINA	470,763,422.25	381,205,240.13
		3261EM	TEXAS	RITA	5,528,246.47	5,283,815.74
	4173-HAZARD MITIGATION	1606DR	TEXAS	RITA	3,065,321.00	15,813.83
	CRISIS COUNSELING	1603DR	LOUISIANA	KATRINA	9,638,246.00	4,386,782.79
		1606DR	TEXAS	RITA	650,742.00	
<b>TX DEPARTMENT OF PUBLIC SAFETY Total</b>					<b>1,476,197,496.35</b>	<b>1,160,445,947.21</b>
FLORIDA BUREAU OF DISASTER	414X-HOUSING & OTHER NEEDS	1609DR	FLORIDA	WILMA	346,695,000.00	289,814,281.70
	416X-PUBLIC ASSISTANCE	1602DR	FLORIDA	KATRINA	152,281,498.75	99,807,378.61
		1609DR	FLORIDA	WILMA	877,718,387.72	490,724,635.36
		3220EM	FLORIDA	KATRINA	7,845,818.93	2,208,355.59
		3259EM	FLORIDA	RITA	8,921,856.75	4,958,755.75
		1604DR	MISSISSIPPI	KATRINA	3,528,272.00	3,375,437.32
	CRISIS COUNSELING	1609DR	FLORIDA	WILMA	1,164,961.28	1,164,961.28
<b>FLORIDA BUREAU OF DISASTER Total</b>						
FLUOR DANIEL INC	2594-INSPECTIONS PA TAC	1602DR	FLORIDA	KATRINA	2,800,000.00	1,867,130.52
		1603DR	LOUISIANA	KATRINA	62,857,000.00	22,085,923.78
		1604DR	MISSISSIPPI	KATRINA	28,550,000.00	12,972,109.99
		1605DR	ALABAMA	KATRINA	570,000.00	311,151.39
		1606DR	TEXAS	RITA	7,360,000.00	4,355,407.15
		1607DR	LOUISIANA	RITA	4,915,000.00	1,664,873.25
		1609DR	FLORIDA	WILMA	12,557,000.00	5,175,575.50
		3216EM	TEXAS	KATRINA	2,250,000.00	1,427,439.65
		MANUFACTURED HOUSING	1603DR	LOUISIANA	KATRINA	817,957,986.98
	1605DR		ALABAMA	KATRINA	1,816,792.00	1,155,968.58
	1606DR		TEXAS	RITA	4,701,226.00	1,809,972.04
	1609DR		FLORIDA	WILMA	1,512,583.00	321,226.10
	<b>FLUOR DANIEL INC Total</b>					<b>947,847,587.98</b>
ENVIRONMENTAL PROTECTION AGENCY	2501-MISSIONS-FOS	1602DR	FLORIDA	KATRINA	20,000.00	
		1603DR	LOUISIANA	KATRINA	22,517,000.00	
		1604DR	MISSISSIPPI	KATRINA	2,529,200.00	749,561.82
		1605DR	ALABAMA	KATRINA	10,000.00	4,164.37
		1606DR	TEXAS	RITA	10,000.00	
		1609DR	FLORIDA	WILMA	40,000.00	4,264.10
		3213EM	MISSISSIPPI	KATRINA	10,000.00	6,188.73
		3214EM	ALABAMA	KATRINA		
		3259EM	FLORIDA	RITA	10,000.00	
		3260EM	LOUISIANA	RITA	25,000.00	



VENDOR ALPHA	PROGRAM NAME	PROG CODE	STATE NAME	EVENT NAME	OBLIGATIONS	EXPENDITURES	
	2507-MISSIONS-TA	3261EM	TEXAS	RITA	5,000,000.00		
		1603DR	LOUISIANA	KATRINA	2,500,000.00		
		1604DR	MISSISSIPPI	KATRINA	12,300,000.00	1,543,422.91	
		1605DR	ALABAMA	KATRINA	3,000,000.00	119,628.12	
		1609DR	FLORIDA	WILMA	100,000.00	3,049.85	
	2508-MISSIONS-DFA	3214EM	ALABAMA	KATRINA			
		1603DR	LOUISIANA	KATRINA	197,000,000.00		
		1604DR	MISSISSIPPI	KATRINA	57,000,000.00	6,477,839.36	
		1605DR	ALABAMA	KATRINA	27,000,000.00	490,046.97	
		1607DR	LOUISIANA	RITA	39,500,000.00		
	25XX-OTHER SERVICES	1609DR	FLORIDA	WILMA	300,000.00		
		1603DR	LOUISIANA	KATRINA	258,065,898.00		
			1607DR	LOUISIANA	RITA	136,276,039.00	
	<b>ENVIRONMENTAL PROTECTION AGENCY Total</b>					<b>763,213,137.00</b>	<b>9,398,166.23</b>
GULF STREAM COACH, INC.	22XX-TRANSPORT OF THINGS	1603DR	LOUISIANA	KATRINA	26,319,725.00	17,228,213.00	
		1603DR	LOUISIANA	KATRINA	347,184,713.00	347,157,767.00	
	MANUFACTURED HOUSING	1604DR	MISSISSIPPI	KATRINA	73,885,500.00	73,879,325.00	
		1605DR	ALABAMA	KATRINA	100,307,287.00	99,995,474.00	
<b>GULF STREAM COACH, INC. Total</b>					<b>547,697,225.00</b>	<b>538,260,779.00</b>	
DEPARTMENT OF TRANSPORTATION	21XX-TRAVEL OF PEOPLE	1604DR	MISSISSIPPI	KATRINA			
	2501-MISSIONS-FOS	1602DR	FLORIDA	KATRINA	2,018,500.00	129,912.88	
		1603DR	LOUISIANA	KATRINA	71,193,000.00	5,675,457.81	
		1604DR	MISSISSIPPI	KATRINA	56,635,314.00	20,049,124.81	
		1605DR	ALABAMA	KATRINA	24,057,500.00	8,177,530.84	
		1606DR	TEXAS	RITA	30,331,000.00	14,547,615.67	
		1607DR	LOUISIANA	RITA	25,110,000.00	8,240,542.44	
		1609DR	FLORIDA	WILMA	35,246,685.05	8,849,013.80	
		3212EM	LOUISIANA	KATRINA	6,120,000.00	134,839.68	
		3213EM	MISSISSIPPI	KATRINA	35,000.00	16,073.98	
		3214EM	ALABAMA	KATRINA			
		3215EM	ARKANSAS	KATRINA	50,000.00		
		3216EM	TEXAS	KATRINA	650,000.00	632,825.82	
		3259EM	FLORIDA	RITA	10,000.00		
		3261EM	TEXAS	RITA	1,571,000.00	870,802.08	
		2507-MISSIONS-TA	1604DR	MISSISSIPPI	KATRINA	50,000.00	
		2508-MISSIONS-DFA	1603DR	LOUISIANA	KATRINA	256,000,000.00	134,598,615.49
	1604DR		MISSISSIPPI	KATRINA	3,353,213.00		
	1607DR		LOUISIANA	RITA	10,000,000.00	490,697.23	
	3215EM		ARKANSAS	KATRINA	500,000.00		
	3216EM		TEXAS	KATRINA	2,500,000.00	1,300,345.66	
			3260EM	LOUISIANA	RITA		
	<b>DEPARTMENT OF TRANSPORTATION Total</b>					<b>525,431,212.05</b>	<b>203,713,398.19</b>
CORPORATE LODGING CONSULTANTS, INC.	21XX-TRAVEL OF PEOPLE	1604DR	MISSISSIPPI	KATRINA	45,000.00	41,975.84	
	25XX-OTHER SERVICES	1603DR	LOUISIANA	KATRINA	227,989,384.00	194,183,827.16	
		1604DR	MISSISSIPPI	KATRINA	108,724,206.00	83,448,376.00	
		1605DR	ALABAMA	KATRINA	26,102,430.00	18,852,543.49	
		1606DR	TEXAS	RITA	90,560,262.00	66,524,857.64	
		1607DR	LOUISIANA	RITA	68,772,318.00	42,637,653.62	
<b>CORPORATE LODGING CONSULTANTS, INC. Total</b>					<b>522,193,600.00</b>	<b>405,689,233.75</b>	
SHAW ENVIRONMENTAL & INFRASTRUCTURE	MANUFACTURED HOUSING	1603DR	LOUISIANA	KATRINA	472,423,553.50	271,613,486.34	
		1604DR	MISSISSIPPI	KATRINA	2,756,363.00	1,447,573.97	
		1605DR	ALABAMA	KATRINA	9,949,690.00	4,563,813.19	
		1606DR	TEXAS	RITA	20,755,070.00	16,174,672.23	
		1607DR	LOUISIANA	RITA	1,503,895.00	1,257,645.11	
<b>SHAW ENVIRONMENTAL &amp; INFRASTRUCTURE Total</b>					<b>507,388,571.50</b>	<b>295,057,190.84</b>	
BECHTEL NATIONAL, INC.	25XX-OTHER SERVICES	1604DR	MISSISSIPPI	KATRINA	8,116,537.50	4,360,940.65	
	MANUFACTURED HOUSING	1603DR	LOUISIANA	KATRINA	1,117,125.00		
		1604DR	MISSISSIPPI	KATRINA	457,036,211.00	370,296,248.74	

VENDOR ALPHA	PROGRAM NAME	PROG CODE	STATE NAME	EVENT NAME	OBLIGATIONS	EXPENDITURES
<b>BECHTEL NATIONAL, INC. Total</b>					<b>466,269,873.50</b>	<b>374,657,189.39</b>
US COAST GUARD	2501-MISSIONS-FOS	1602DR	FLORIDA	KATRINA	1.00	
		1603DR	LOUISIANA	KATRINA	3,275,000.00	
		1604DR	MISSISSIPPI	KATRINA	13,970,000.00	44,415.83
		1605DR	ALABAMA	KATRINA	2,275,000.00	147,241.63
		1606DR	TEXAS	RITA	100,000.00	
		1609DR	FLORIDA	WILMA	50,000.00	
		3214EM	ALABAMA	KATRINA		
		3259EM	FLORIDA	RITA	16,000.00	
		3260EM	LOUISIANA	RITA	25,000.00	
		3261EM	TEXAS	RITA	200,000.00	
	2507-MISSIONS-TA	1603DR	LOUISIANA	KATRINA	37,500.00	
	2508-MISSIONS-DFA	1603DR	LOUISIANA	KATRINA	165,000,000.00	11,162,253.86
		1604DR	MISSISSIPPI	KATRINA	231,000,000.00	
		1605DR	ALABAMA	KATRINA		
		1606DR	TEXAS	RITA	8,000,000.00	
		1607DR	LOUISIANA	RITA	18,400,000.00	
1609DR	FLORIDA	WILMA	70,000.00			
<b>US COAST GUARD Total</b>					<b>442,418,501.00</b>	<b>11,353,911.32</b>
US DEPARTMENT OF LABOR	2501-MISSIONS-FOS	1603DR	LOUISIANA	KATRINA		
		1604DR	MISSISSIPPI	KATRINA	325,000.00	17,938.44
	2503-UNEMPLOYMENT	1603DR	LOUISIANA	KATRINA	320,361,035.00	320,361,035.00
		1604DR	MISSISSIPPI	KATRINA	85,950,000.00	85,950,000.00
		1605DR	ALABAMA	KATRINA	1,372,364.00	1,372,364.00
		1606DR	TEXAS	RITA	9,759,933.00	9,759,933.00
		1607DR	LOUISIANA	RITA	11,785,488.00	11,785,488.00
		1609DR	FLORIDA	WILMA	5,770,125.00	5,770,125.00
		<b>US DEPARTMENT OF LABOR Total</b>				
USDA FOREST SERVICE	2501-MISSIONS-FOS	1602DR	FLORIDA	KATRINA	735,000.00	
		1603DR	LOUISIANA	KATRINA	139,776,000.00	4,200,494.57
		1604DR	MISSISSIPPI	KATRINA	8,607,000.00	
		1605DR	ALABAMA	KATRINA	1,280,000.00	22,030.32
		1606DR	TEXAS	RITA	124,330,000.00	
		1609DR	FLORIDA	WILMA	5,910,000.00	
		3213EM	MISSISSIPPI	KATRINA	80,288.00	
		3214EM	ALABAMA	KATRINA		
		3216EM	TEXAS	KATRINA	5,000.00	2,655.53
		3217EM	TENNESSEE	KATRINA		
		3218EM	GEORGIA	KATRINA		
		3222EM	NORTH CAROLINA	KATRINA		
		3231EM	KENTUCKY	KATRINA		
		3233EM	SOUTH CAROLINA	KATRINA		
		3241EM	ARIZONA	KATRINA	2,000,000.00	1,962.98
	3259EM	FLORIDA	RITA	740,000.00		
	3261EM	TEXAS	RITA	21,155,000.00		
	2507-MISSIONS-TA	1602DR	FLORIDA	KATRINA	10,000.00	
		1604DR	MISSISSIPPI	KATRINA	62,500.00	
	2508-MISSIONS-DFA	1603DR	LOUISIANA	KATRINA	10,000,000.00	
		1604DR	MISSISSIPPI	KATRINA	6,700,000.00	631.44
		1606DR	TEXAS	RITA	650,000.00	
		1607DR	LOUISIANA	RITA	40,500,000.00	
3216EM		TEXAS	KATRINA	22,500,000.00	32,990.25	
<b>USDA FOREST SERVICE Total</b>					<b>385,040,788.00</b>	<b>4,260,765.09</b>
MORGAN BUILDINGS & SPAS, INC.	25XX-OTHER SERVICES	1606DR	TEXAS	RITA	14,996.00	14,996.00
	31XX-EQUIPMENT	1603DR	LOUISIANA	KATRINA	125,000.00	125,000.00
	MANUFACTURED HOUSING	1603DR	LOUISIANA	KATRINA	114,362,394.00	92,901,130.92
		1604DR	MISSISSIPPI	KATRINA	26,122,500.00	26,122,500.00
		1605DR	ALABAMA	KATRINA	231,700,000.00	231,700,000.00



VENDOR ALPHA	PROGRAM NAME	PROG CODE	STATE NAME	EVENT NAME	OBLIGATIONS	EXPENDITURES	
<b>MORGAN BUILDINGS &amp; SPAS, INC. Total</b>					<b>372,324,890.00</b>	<b>350,863,626.92</b>	
CH2M HILL CONSTRUCTORS, INC.	2507-MISSIONS-TA	1604DR	MISSISSIPPI	KATRINA			
	2592-INSPECTIONS IHP/IFG	1604DR	MISSISSIPPI	KATRINA	1,665,499.84	191,922.91	
	MANUFACTURED HOUSING	1603DR	LOUISIANA	KATRINA	171,422,486.95	123,584,789.87	
		1604DR	MISSISSIPPI	KATRINA	91,112,458.09	31,244,029.12	
		1605DR	ALABAMA	KATRINA	35,375,365.27	23,396,682.84	
		1606DR	TEXAS	RITA	34,281,812.94	22,767,973.70	
<b>CH2M HILL CONSTRUCTORS, INC. Total</b>					<b>333,857,623.09</b>	<b>201,185,398.44</b>	
PRECISION HOMES	MANUFACTURED HOUSING	1603DR	LOUISIANA	KATRINA	125,000,000.00	125,000,000.00	
		1605DR	ALABAMA	KATRINA	162,515,000.00	155,878,481.99	
<b>PRECISION HOMES Total</b>					<b>287,515,000.00</b>	<b>280,878,481.99</b>	
AMERICAN RED CROSS	2501-MISSIONS-FOS	1603DR	LOUISIANA	KATRINA	50,000.00	11,159.43	
		1606DR	TEXAS	RITA	30,000.00		
		3232EM	MISSOURI	KATRINA	5,000.00		
		3261EM	TEXAS	RITA	10,000.00		
	25XX-OTHER SERVICES	1603DR	LOUISIANA	KATRINA	125,400,000.00	110,000,000.00	
		1604DR	MISSISSIPPI	KATRINA	59,850,000.00	52,500,000.00	
		1605DR	ALABAMA	KATRINA	14,250,000.00	12,500,000.00	
		1606DR	TEXAS	RITA	48,450,000.00	41,437,014.20	
		1607DR	LOUISIANA	RITA	37,050,000.00	32,500,000.00	
		31XX-EQUIPMENT	1604DR	MISSISSIPPI	KATRINA	199,800.00	
	<b>AMERICAN RED CROSS Total</b>					<b>285,294,800.00</b>	<b>248,948,173.63</b>
	DEPARTMENT OF HEALTH AND HUMAN SERVICES	2501-MISSIONS-FOS	1602DR	FLORIDA	KATRINA	365,000.00	
			1603DR	LOUISIANA	KATRINA	615,000.00	
1604DR			MISSISSIPPI	KATRINA	695,000.00		
1605DR			ALABAMA	KATRINA	50,000.00		
1606DR			TEXAS	RITA	23,000,000.00		
1609DR			FLORIDA	WILMA	1,230,000.00		
3213EM			MISSISSIPPI	KATRINA	50,000.00		
3214EM			ALABAMA	KATRINA			
3215EM			ARKANSAS	KATRINA	10,000.00		
3216EM			TEXAS	KATRINA	80,000.00		
3217EM			TENNESSEE	KATRINA	2,000.00		
3218EM			GEORGIA	KATRINA	52,000.00		
3222EM			NORTH CAROLINA	KATRINA	2,000.00		
3231EM			KENTUCKY	KATRINA	2,000.00		
3233EM			SOUTH CAROLINA	KATRINA	2,000.00		
3259EM			FLORIDA	RITA	10,000.00		
3261EM			TEXAS	RITA	40,180,000.00		
2507-MISSIONS-TA			1603DR	LOUISIANA	KATRINA	30,000.00	
			1604DR	MISSISSIPPI	KATRINA	207,500.00	
		3217EM	TENNESSEE	KATRINA	5,000.00		
		2508-MISSIONS-DFA	1603DR	LOUISIANA	KATRINA	81,649,806.27	
		1604DR	MISSISSIPPI	KATRINA	64,815,500.00		
		1605DR	ALABAMA	KATRINA			
		1607DR	LOUISIANA	RITA	20,100,000.00		
		1609DR	FLORIDA	WILMA	8,165,000.00		
		3215EM	ARKANSAS	KATRINA	3,000,000.00		
		3216EM	TEXAS	KATRINA	10,050,000.00		
		3237EM	ALABAMA	KATRINA	1,000,000.00		
		3260EM	LOUISIANA	RITA			
		25XX-OTHER SERVICES	1604DR	MISSISSIPPI	KATRINA	2,909,940.00	2,909,940.00
			1605DR	ALABAMA	KATRINA	205,500.00	205,500.00
1606DR			TEXAS	RITA	400,000.00	400,000.00	
1609DR			FLORIDA	WILMA	10,000.00	10,000.00	
26XX-SUPPLIES & MATERIALS		1604DR	MISSISSIPPI	KATRINA	3,050,000.00	3,050,000.00	
		CRISIS COUNSELING	1604DR	MISSISSIPPI	KATRINA	6,658,389.00	6,658,389.00
1605DR			ALABAMA	KATRINA	488,246.00	488,246.00	

VENDOR ALPHA	PROGRAM NAME	PROG CODE	STATE NAME	EVENT NAME	OBLIGATIONS	EXPENDITURES
		1606DR	TEXAS	RITA	1,546,988.00	
		1609DR	FLORIDA	WILMA	3,246,808.00	3,246,808.00
<b>DEPARTMENT OF HEALTH AND HUMAN SERVICES Total</b>					<b>273,883,677.27</b>	<b>16,968,883.00</b>
AL EMERGENCY MANAGEMENT AGENCY	414X-HOUSING & OTHER NEEDS	1605DR	ALABAMA	KATRINA	120,602,026.36	117,212,808.94
	416X-PUBLIC ASSISTANCE	1605DR	ALABAMA	KATRINA	97,402,830.41	69,548,931.05
		3237EM	ALABAMA	KATRINA	2,729,488.36	1,847,381.86
	CRISIS COUNSELING	1605DR	ALABAMA	KATRINA	3,851,188.00	2,390,205.25
<b>AL EMERGENCY MANAGEMENT AGENCY Total</b>					<b>224,585,533.13</b>	<b>190,999,327.10</b>
FEDERAL PROTECTIVE SERVICE/DHS	2501-MISSIONS-FOS	1603DR	LOUISIANA	KATRINA	132,651,820.00	619,180.47
		1604DR	MISSISSIPPI	KATRINA	28,452,766.73	252,566.50
		1605DR	ALABAMA	KATRINA	5,452,500.00	54,484.91
		1606DR	TEXAS	RITA	7,310,000.00	
		1607DR	LOUISIANA	RITA	5,000,000.00	
		1609DR	FLORIDA	WILMA	30,371,511.90	
		3213EM	MISSISSIPPI	KATRINA	188,608.00	
		3214EM	ALABAMA	KATRINA	31,478.00	
		3215EM	ARKANSAS	KATRINA	460,000.00	
		3216EM	TEXAS	KATRINA	6,000,000.00	
		3259EM	FLORIDA	RITA	10,000.00	
		3260EM	LOUISIANA	RITA	125,000.00	
		3261EM	TEXAS	RITA	100,000.00	
	2507-MISSIONS-TA	1603DR	LOUISIANA	KATRINA		
	2508-MISSIONS-DFA	1603DR	LOUISIANA	KATRINA		
		1604DR	MISSISSIPPI	KATRINA	700,000.00	35,231.08
		1609DR	FLORIDA	WILMA	150,000.00	
		3260EM	LOUISIANA	RITA	100,000.00	
	25XX-OTHER SERVICES	1602DR	FLORIDA	KATRINA	5,616,000.00	
		1603DR	LOUISIANA	KATRINA	70,272.00	
		1604DR	MISSISSIPPI	KATRINA	15,102.00	
		1605DR	ALABAMA	KATRINA	70,272.00	
<b>FEDERAL PROTECTIVE SERVICE/DHS Total</b>					<b>222,875,330.63</b>	<b>961,462.96</b>
GENERAL SERVICES ADMINISTRATION	21XX-TRAVEL OF PEOPLE	1604DR	MISSISSIPPI	KATRINA	32,208.00	
	22XX-TRANSPORT OF THINGS	1602DR	FLORIDA	KATRINA	20,000.00	2,612.05
		1603DR	LOUISIANA	KATRINA	4,240,000.00	88,559.68
		1604DR	MISSISSIPPI	KATRINA	640,000.00	104,139.20
		1605DR	ALABAMA	KATRINA	401,600.00	15,417.97
		1606DR	TEXAS	RITA	82,000.00	8,700.95
		1607DR	LOUISIANA	RITA	2,000.00	210.86
		1609DR	FLORIDA	WILMA	400,000.00	19,982.22
		3215EM	ARKANSAS	KATRINA	25.38	25.38
		3216EM	TEXAS	KATRINA	4,446.27	4,446.27
		3224EM	COLORADO	KATRINA	16.21	
	23XX-RENT, COMM, UTILITIES	1602DR	FLORIDA	KATRINA	300,000.00	300,000.00
		1603DR	LOUISIANA	KATRINA	5,294,706.00	4,657,456.00
		1604DR	MISSISSIPPI	KATRINA	7,744,451.00	2,379,451.00
		1605DR	ALABAMA	KATRINA	643,984.00	643,983.97
		1606DR	TEXAS	RITA	2,289,430.00	2,289,430.00
		1607DR	LOUISIANA	RITA	1,403,062.00	1,403,062.00
		1609DR	FLORIDA	WILMA	2,308,616.00	2,285,797.82
		3214EM	ALABAMA	KATRINA	30,000.00	30,000.00
	2501-MISSIONS-FOS	1602DR	FLORIDA	KATRINA	165,000.00	
		1603DR	LOUISIANA	KATRINA	6,705,000.00	167,245.49
		1604DR	MISSISSIPPI	KATRINA	62,533,268.36	361,957.85
		1605DR	ALABAMA	KATRINA	11,333,000.00	
		1606DR	TEXAS	RITA	370,000.00	
		1607DR	LOUISIANA	RITA	5,502,685.00	
		1609DR	FLORIDA	WILMA	170,000.00	3,334.32
		3212EM	LOUISIANA	KATRINA		



VENDOR ALPHA	PROGRAM NAME	PROG CODE	STATE NAME	EVENT NAME	OBLIGATIONS	EXPENDITURES	
		3213EM	MISSISSIPPI	KATRINA	1,770,000.00	6,790.54	
		3214EM	ALABAMA	KATRINA			
		3215EM	ARKANSAS	KATRINA	60,000.00	7,451.56	
		3216EM	TEXAS	KATRINA	285,000.00	7,872.19	
		3224EM	COLORADO	KATRINA			
		3259EM	FLORIDA	RITA	10,000.00		
		3261EM	TEXAS	RITA	520,000.00		
		2508-MISSIONS-DFA	1603DR	LOUISIANA	KATRINA	1,000,000.00	
		1604DR	MISSISSIPPI	KATRINA			
		1609DR	FLORIDA	WILMA			
	25XX-OTHER SERVICES	3212EM	LOUISIANA	KATRINA	1,500,000.00		
		3223EM	UTAH	KATRINA			
		1603DR	LOUISIANA	KATRINA	8,509,000.00	1,853,527.06	
		1604DR	MISSISSIPPI	KATRINA	57,668,859.15	3,022,876.88	
	26XX-SUPPLIES & MATERIALS	1605DR	ALABAMA	KATRINA	146,000.00		
		1609DR	FLORIDA	WILMA	5,328,000.00	34,024.00	
		1603DR	LOUISIANA	KATRINA	1,053.45		
		1604DR	MISSISSIPPI	KATRINA	60,000.00	29,670.46	
	<b>GENERAL SERVICES ADMINISTRATION Total</b>					<b>189,473,410.82</b>	<b>19,728,025.72</b>
	CLEARBROOK LLC	23XX-RENT, COMM, UTILITIES	1603DR	LOUISIANA	KATRINA	21,724,500.00	19,882,299.83
25XX-OTHER SERVICES		1603DR	LOUISIANA	KATRINA	43,720,240.00	4,825,063.81	
26XX-SUPPLIES & MATERIALS		1607DR	LOUISIANA	RITA	8,390,250.00	8,189,240.40	
31XX-EQUIPMENT		1603DR	LOUISIANA	KATRINA	8,289,596.00	8,289,596.00	
32XX-LAND & STRUCTURES		1603DR	LOUISIANA	KATRINA	4,559,846.00	3,001,500.00	
MANUFACTURED HOUSING		1603DR	LOUISIANA	KATRINA	97,306,980.00	97,306,980.00	
<b>CLEARBROOK LLC Total</b>					<b>183,991,412.00</b>	<b>141,494,680.04</b>	
GBL'S	22XX-TRANSPORT OF THINGS	1602DR	FLORIDA	KATRINA	500,000.00	35,126.59	
		1603DR	LOUISIANA	KATRINA	106,000,000.00	87,032,440.06	
		1604DR	MISSISSIPPI	KATRINA	26,030,000.00	19,935,704.21	
		1605DR	ALABAMA	KATRINA	10,040,000.00	4,236,937.76	
		1606DR	TEXAS	RITA	2,250,000.00	1,720,188.45	
		1607DR	LOUISIANA	RITA	200,000.00	143,945.11	
		1609DR	FLORIDA	WILMA	12,000,000.00	2,442,876.98	
	25XX-OTHER SERVICES	1603DR	LOUISIANA	KATRINA	2,500.00		
<b>GBL'S Total</b>					<b>157,022,500.00</b>	<b>115,547,219.16</b>	
FEMA GROUP TRAVEL	21XX-TRAVEL OF PEOPLE	1602DR	FLORIDA	KATRINA	2,063,994.12	1,753,802.65	
		1603DR	LOUISIANA	KATRINA	50,317,034.38	47,934,214.06	
		1604DR	MISSISSIPPI	KATRINA	44,976,981.23	32,277,172.71	
		1605DR	ALABAMA	KATRINA	10,350,386.58	9,533,924.94	
		1606DR	TEXAS	RITA	23,711,218.29	21,529,172.18	
		1607DR	LOUISIANA	RITA	2,513,157.96	2,369,803.52	
		1609DR	FLORIDA	WILMA	12,079,650.00	12,049,199.77	
		3212EM	LOUISIANA	KATRINA	5,559.37	5,559.37	
		3215EM	ARKANSAS	KATRINA	1,642,159.35	1,575,469.57	
		3216EM	TEXAS	KATRINA	3,076,322.65	2,814,540.41	
		3217EM	TENNESSEE	KATRINA	67,982.84	67,982.84	
		3218EM	GEORGIA	KATRINA	767.15	767.15	
		3219EM	OKLAHOMA	KATRINA	88,459.16	75,854.98	
		3221EM	WEST VIRGINIA	KATRINA	26,021.70	26,021.70	
		3223EM	UTAH	KATRINA	36,680.64	25,635.05	
		3224EM	COLORADO	KATRINA	141,985.22	117,809.07	
		3225EM	MICHIGAN	KATRINA	156,601.00	126,793.51	
		3226EM	DISTRICT OF COLUMBIA	KATRINA	38,622.50	38,622.50	
		3227EM	WASHINGTON	KATRINA	110,897.12	76,871.28	
		3228EM	OREGON	KATRINA	20,421.63	13,842.44	
		3229EM	NEW MEXICO	KATRINA	44,429.60	40,759.31	
		3230EM	ILLINOIS	KATRINA	27,783.40	13,398.70	
		3231EM	KENTUCKY	KATRINA	7,960.79	7,960.79	

VENDOR ALPHA	PROGRAM NAME	PROG CODE	STATE NAME	EVENT NAME	OBLIGATIONS	EXPENDITURES
		3232EM	MISSOURI	KATRINA	213,804.50	209,677.03
		3233EM	SOUTH CAROLINA	KATRINA	40,089.27	40,089.27
		3234EM	SOUTH DAKOTA	KATRINA	8,872.00	7,771.22
		3235EM	PENNSYLVANIA	KATRINA	82,931.06	78,931.06
		3236EM	KANSAS	KATRINA	186.90	186.90
		3238EM	INDIANA	KATRINA		
		3239EM	IOWA	KATRINA	4,927.66	4,927.66
		3240EM	VIRGINIA	KATRINA	7,659.06	7,659.06
		3241EM	ARIZONA	KATRINA	156,086.29	141,945.05
		3242EM	MINNESOTA	KATRINA		
		3243EM	NEVADA	KATRINA	174,136.15	162,530.97
		3244EM	IDAHO	KATRINA	3,603.26	3,603.26
		3245EM	NEBRASKA	KATRINA	1,301.61	1,301.61
		3246EM	CONNECTICUT	KATRINA	19,927.66	6,209.38
		3247EM	NORTH DAKOTA	KATRINA	15,599.78	15,492.46
		3248EM	CALIFORNIA	KATRINA	306,362.04	270,940.00
		3249EM	WISCONSIN	KATRINA		
		3250EM	OHIO	KATRINA		
		3251EM	MARYLAND	KATRINA	52,711.86	52,711.86
		3252EM	MASSACHUSETTS	KATRINA	110,165.65	87,823.34
		3253EM	MONTANA	KATRINA	7,363.50	6,189.81
		3255EM	RHODE ISLAND	KATRINA	13,791.99	7,916.15
		3256EM	MAINE	KATRINA	6,000.00	
		3257EM	NEW JERSEY	KATRINA	2,366.13	1,773.59
		3258EM	NEW HAMPSHIRE	KATRINA	6,000.00	91.71
		3259EM	FLORIDA	RITA	25,059.98	25,059.98
		3261EM	TEXAS	RITA	13,237.61	13,237.61
		3262EM	NEW YORK	KATRINA	68,300.00	63,385.15
		3263EM	DELAWARE	KATRINA	379.32	379.32
	MANUFACTURED HOUSING	1603DR	LOUISIANA	KATRINA	108,000.00	
<b>FEMA GROUP TRAVEL Total</b>					<b>152,953,939.96</b>	<b>133,685,011.95</b>
PARTNERSHIP FOR RESPONSE & RECOVERY	2592-INSPECTIONS IHP/IFG	1603DR	LOUISIANA	KATRINA	52,178,260.32	37,690,386.60
		1604DR	MISSISSIPPI	KATRINA	51,656,956.48	39,351,066.20
		1606DR	TEXAS	RITA	495,566.55	495,566.55
		1607DR	LOUISIANA	RITA	15,225,791.28	10,702,097.43
		1609DR	FLORIDA	WILMA	26,288,645.12	21,877,317.92
	25XX-OTHER SERVICES	1603DR	LOUISIANA	KATRINA		
<b>PARTNERSHIP FOR RESPONSE &amp; RECOVERY Total</b>					<b>145,845,219.75</b>	<b>110,116,434.70</b>
CMH MANUFACTURING, INC.	MANUFACTURED HOUSING	1603DR	LOUISIANA	KATRINA	69,790,000.00	56,978,407.00
		1604DR	MISSISSIPPI	KATRINA	69,177,578.79	69,174,578.79
<b>CMH MANUFACTURING, INC. Total</b>					<b>138,967,578.79</b>	<b>126,152,985.79</b>
ALLTECH	2592-INSPECTIONS IHP/IFG	1603DR	LOUISIANA	KATRINA	44,354,862.40	29,853,124.00
		1605DR	ALABAMA	KATRINA	8,123,500.00	7,034,138.65
		1606DR	TEXAS	RITA	43,555,358.00	25,629,642.50
		1607DR	LOUISIANA	RITA	15,708,751.04	9,645,031.55
		1609DR	FLORIDA	WILMA	18,066,256.00	16,988,192.02
<b>ALLTECH Total</b>					<b>129,808,727.44</b>	<b>89,150,128.72</b>
NORTH AMERICAN CATASTROPHE SVCS INC	MANUFACTURED HOUSING	1603DR	LOUISIANA	KATRINA	120,087,309.70	118,702,035.99
		1605DR	ALABAMA	KATRINA	3,511,777.94	
		1609DR	FLORIDA	WILMA	4,194,556.00	4,194,556.00
<b>NORTH AMERICAN CATASTROPHE SVCS INC Total</b>					<b>127,793,643.64</b>	<b>122,896,591.99</b>
BOURGET'S OF THE SOUTH, LLC	MANUFACTURED HOUSING	1603DR	LOUISIANA	KATRINA	7,355,005.60	7,355,005.60
		1605DR	ALABAMA	KATRINA	112,144,650.00	112,144,650.00
<b>BOURGET'S OF THE SOUTH, LLC Total</b>					<b>119,499,655.60</b>	<b>119,499,655.60</b>
NISTC	2594-INSPECTIONS PA TAC	1602DR	FLORIDA	KATRINA	4,024,400.00	3,596,491.98
		1603DR	LOUISIANA	KATRINA	64,641,600.00	31,831,858.40
		1604DR	MISSISSIPPI	KATRINA	31,460,300.00	14,555,350.71
		1605DR	ALABAMA	KATRINA	878,600.00	656,052.35

VENDOR ALPHA	PROGRAM NAME	PROG CODE	STATE NAME	EVENT NAME	OBLIGATIONS	EXPENDITURES
		1606DR	TEXAS	RITA	3,729,300.00	1,452,608.02
		1609DR	FLORIDA	WILMA	12,526,800.00	4,935,798.94
		3240EM	VIRGINIA	KATRINA	339,100.00	109,833.64
<b>NISTC Total</b>					<b>117,600,100.00</b>	<b>57,137,994.04</b>
EMERGENCY RESPONSE PROG MANAGEMENT	2594-INSPECTIONS PA TAC	1602DR	FLORIDA	KATRINA	1,360,000.00	1,350,159.78
		1603DR	LOUISIANA	KATRINA	73,203,500.00	47,347,867.46
		1604DR	MISSISSIPPI	KATRINA	23,623,200.00	14,531,470.14
		1606DR	TEXAS	RITA	3,391,100.00	2,336,970.85
		1609DR	FLORIDA	WILMA	11,123,500.00	7,439,793.83
		3215EM	ARKANSAS	KATRINA	1,583,900.00	1,119,759.63
		3216EM	TEXAS	KATRINA	1,954,900.00	1,218,312.87
		3229EM	NEW MEXICO	KATRINA	139,800.00	79,467.18
<b>EMERGENCY RESPONSE PROG MANAGEMENT Total</b>					<b>116,379,900.00</b>	<b>75,423,801.74</b>
AMERICOLD LOGISTICS LLC	22XX-TRANSPORT OF THINGS	1603DR	LOUISIANA	KATRINA	6,000,000.00	6,000,000.00
		1604DR	MISSISSIPPI	KATRINA	25,168,506.58	25,000,000.00
	25XX-OTHER SERVICES	1603DR	LOUISIANA	KATRINA	8,500,000.00	6,467,447.98
		1604DR	MISSISSIPPI	KATRINA	50,000,000.00	49,965,288.41
<b>AMERICOLD LOGISTICS LLC Total</b>					<b>89,668,506.58</b>	<b>87,432,736.39</b>
HOUSING & URBAN DEVELOPMENT	2501-MISSIONS-FOS	1603DR	LOUISIANA	KATRINA	3,695,000.00	872,237.57
		1604DR	MISSISSIPPI	KATRINA	150,000.00	2,680.00
		1605DR	ALABAMA	KATRINA		
		1606DR	TEXAS	RITA	120,000.00	
		3216EM	TEXAS	KATRINA	100,000.00	
	2508-MISSIONS-DFA	1603DR	LOUISIANA	KATRINA	79,000,000.00	31,556,792.00
<b>HOUSING &amp; URBAN DEVELOPMENT Total</b>					<b>83,065,000.00</b>	<b>32,431,709.57</b>
CHAMPION HOME BUILDERS CO	MANUFACTURED HOUSING	1603DR	LOUISIANA	KATRINA	80,759,579.79	70,400,027.50
<b>CHAMPION HOME BUILDERS CO Total</b>					<b>80,759,579.79</b>	<b>70,400,027.50</b>
US BANK	21XX-TRAVEL OF PEOPLE	1603DR	LOUISIANA	KATRINA	40,950.00	18,647.49
		1604DR	MISSISSIPPI	KATRINA	43,898.90	3,226.41
		1605DR	ALABAMA	KATRINA	17,561.05	3,561.05
		1606DR	TEXAS	RITA	400,000.00	
		1607DR	LOUISIANA	RITA	30,000.00	20,000.00
		1609DR	FLORIDA	WILMA	53,500.00	1,003.25
		3215EM	ARKANSAS	KATRINA	1,000.00	
	22XX-TRANSPORT OF THINGS	1602DR	FLORIDA	KATRINA	5,000.00	140.00
		1603DR	LOUISIANA	KATRINA	40,560.43	100.00
		1604DR	MISSISSIPPI	KATRINA	6,100.00	696.00
		1605DR	ALABAMA	KATRINA	500.00	431.00
		1606DR	TEXAS	RITA	25,000.00	1,781.84
		1609DR	FLORIDA	WILMA		
		3215EM	ARKANSAS	KATRINA	8,600.00	2,420.00
		3216EM	TEXAS	KATRINA	10,000.00	1,950.60
	23XX-RENT, COMM, UTILITIES	1602DR	FLORIDA	KATRINA	1,600.00	1,510.00
		1603DR	LOUISIANA	KATRINA	1,512,690.00	333,768.15
		1604DR	MISSISSIPPI	KATRINA	321,046.79	139,813.11
		1605DR	ALABAMA	KATRINA	34,000.00	21,505.00
		1606DR	TEXAS	RITA	76,513.22	18,954.74
		1607DR	LOUISIANA	RITA	506,400.00	12,522.00
		1609DR	FLORIDA	WILMA	46,720.00	15,706.15
		3215EM	ARKANSAS	KATRINA	7,391.50	2,791.50
		3216EM	TEXAS	KATRINA	8,787.50	4,546.11
		3219EM	OKLAHOMA	KATRINA		
		3229EM	NEW MEXICO	KATRINA		
		3261EM	TEXAS	RITA	50,000.00	4,733.42
	24XX-PRINT & REPRO	1602DR	FLORIDA	KATRINA	10,500.00	
		1603DR	LOUISIANA	KATRINA	461,724.38	30,754.13
		1604DR	MISSISSIPPI	KATRINA	835,525.05	337,295.32
		1605DR	ALABAMA	KATRINA	189,892.00	96,397.27

VENDOR ALPHA	PROGRAM NAME	PROG CODE	STATE NAME	EVENT NAME	OBLIGATIONS	EXPENDITURES	
		1606DR	TEXAS	RITA	299,555.00	150,342.05	
		1607DR	LOUISIANA	RITA	239,000.00	70,837.57	
		1609DR	FLORIDA	WILMA	88,321.80	31,576.95	
		3215EM	ARKANSAS	KATRINA	2,779.05	2,234.46	
		3216EM	TEXAS	KATRINA	31,554.44	23,596.04	
		3219EM	OKLAHOMA	KATRINA	755.65	755.65	
		3229EM	NEW MEXICO	KATRINA	36.64	36.64	
		3261EM	TEXAS	RITA	20,000.00	20,000.00	
		25XX-OTHER SERVICES	1602DR	FLORIDA	KATRINA	10,000.00	4,304.18
			1603DR	LOUISIANA	KATRINA	3,513,853.88	1,399,899.83
	1604DR		MISSISSIPPI	KATRINA	1,280,421.14	729,686.74	
	1605DR		ALABAMA	KATRINA	175,571.93	50,435.93	
	1606DR		TEXAS	RITA	290,606.87	110,173.15	
	1607DR		LOUISIANA	RITA	872,162.58	31,979.24	
	1609DR		FLORIDA	WILMA	154,157.46	41,821.89	
	3215EM		ARKANSAS	KATRINA	2,795.00	1,125.00	
	3216EM		TEXAS	KATRINA	15,425.96	11,537.29	
	3219EM		OKLAHOMA	KATRINA			
	3229EM	NEW MEXICO	KATRINA				
	3261EM	TEXAS	RITA	50,000.00	590.39		
	26XX-SUPPLIES & MATERIALS	1602DR	FLORIDA	KATRINA	77,560.70	37,991.05	
		1603DR	LOUISIANA	KATRINA	20,799,456.67	6,724,101.05	
		1604DR	MISSISSIPPI	KATRINA	9,442,373.27	5,528,483.60	
		1605DR	ALABAMA	KATRINA	2,964,387.40	1,884,054.18	
		1606DR	TEXAS	RITA	1,892,539.57	804,952.21	
		1607DR	LOUISIANA	RITA	7,079,617.44	2,812,461.10	
		1609DR	FLORIDA	WILMA	852,622.85	452,329.06	
		3212EM	LOUISIANA	KATRINA	2,000.00	1,284.11	
		3215EM	ARKANSAS	KATRINA	79,640.53	51,053.09	
		3216EM	TEXAS	KATRINA	271,829.53	197,038.79	
		3219EM	OKLAHOMA	KATRINA			
		3221EM	WEST VIRGINIA	KATRINA	94.45	94.45	
		3223EM	UTAH	KATRINA	4,000.00		
		3224EM	COLORADO	KATRINA	4,000.00	1,729.21	
		3225EM	MICHIGAN	KATRINA	2,000.00	711.67	
		3227EM	WASHINGTON	KATRINA	112.64	112.64	
		3229EM	NEW MEXICO	KATRINA	115.74	15.74	
		3232EM	MISSOURI	KATRINA	5,000.00	4,328.05	
	3261EM	TEXAS	RITA	135,500.00	22,851.20		
	31XX-EQUIPMENT	1602DR	FLORIDA	KATRINA	89,500.00	26,622.00	
		1603DR	LOUISIANA	KATRINA	7,815,918.03	2,723,940.21	
		1604DR	MISSISSIPPI	KATRINA	6,002,446.98	4,227,749.37	
		1605DR	ALABAMA	KATRINA	913,842.31	552,197.04	
		1606DR	TEXAS	RITA	458,508.30	117,260.53	
		1607DR	LOUISIANA	RITA	1,781,743.79	53,347.55	
1609DR		FLORIDA	WILMA	169,533.04	38,554.60		
3215EM		ARKANSAS	KATRINA	17,279.02	9,741.91		
3216EM		TEXAS	KATRINA	113,301.90	90,591.92		
3219EM		OKLAHOMA	KATRINA				
3229EM		NEW MEXICO	KATRINA				
3261EM		TEXAS	RITA	90,000.00	38,375.82		
MANUFACTURED HOUSING		1603DR	LOUISIANA	KATRINA	50,000.00	37,369.51	
	1604DR	MISSISSIPPI	KATRINA	216,500.00	16,500.00		
	1607DR	LOUISIANA	RITA				
<b>US BANK Total</b>					<b>73,123,882.38</b>	<b>30,211,029.20</b>	
CUSTOMS AND BORDER PROTECTION	2501-MISSIONS-FOS	1602DR	FLORIDA	KATRINA	11,447,424.00	6,226,283.63	
		1603DR	LOUISIANA	KATRINA	28,410,525.00		
		1604DR	MISSISSIPPI	KATRINA	8,517,200.00	266,152.45	



VENDOR ALPHA	PROGRAM NAME	PROG CODE	STATE NAME	EVENT NAME	OBLIGATIONS	EXPENDITURES
	2508-MISSIONS-DFA 26XX-SUPPLIES & MATERIALS	3216EM	TEXAS	KATRINA	500,000.00	
		3261EM	TEXAS	RITA	12,000,000.00	
		1604DR	MISSISSIPPI	KATRINA		
		1602DR	FLORIDA	KATRINA	6,783.00	
		1603DR	LOUISIANA	KATRINA	41,749.00	
		1604DR	MISSISSIPPI	KATRINA	363,693.00	302,730.00
		1605DR	ALABAMA	KATRINA	21,313.00	
		1606DR	TEXAS	RITA	64,702.00	
<b>CUSTOMS AND BORDER PROTECTION Total</b>					<b>61,373,389.00</b>	<b>6,795,166.08</b>
U S DEPARTMENT OF JUSTICE	2501-MISSIONS-FOS	1603DR	LOUISIANA	KATRINA	2,764,600.00	
		1604DR	MISSISSIPPI	KATRINA	2,535,000.00	
		1609DR	FLORIDA	WILMA	45,000.00	
	2507-MISSIONS-TA	1603DR	LOUISIANA	KATRINA	150,000.00	
	2508-MISSIONS-DFA	1603DR	LOUISIANA	KATRINA	45,313,000.00	3,219,744.16
		1604DR	MISSISSIPPI	KATRINA	4,867,000.00	81,247.05
<b>U S DEPARTMENT OF JUSTICE Total</b>					<b>55,674,600.00</b>	<b>3,300,991.21</b>
CITIBANK	21XX-TRAVEL OF PEOPLE	1603DR	LOUISIANA	KATRINA	22,359,072.28	21,413,124.42
		1604DR	MISSISSIPPI	KATRINA	19,015,376.22	18,559,835.00
		1605DR	ALABAMA	KATRINA	6,341,381.28	5,641,887.53
		1606DR	TEXAS	RITA	5,226,108.75	5,222,558.75
		1607DR	LOUISIANA	RITA	1,001,842.04	1,001,842.04
		1609DR	FLORIDA	WILMA	1,002,571.80	532,436.46
		3215EM	ARKANSAS	KATRINA	1,711.85	1,711.85
		3216EM	TEXAS	KATRINA	15,561.27	15,561.27
		3221EM	WEST VIRGINIA	KATRINA	1,331.70	1,331.70
		3223EM	UTAH	KATRINA	517.85	435.70
		3234EM	SOUTH DAKOTA	KATRINA	677.25	
		3247EM	NORTH DAKOTA	KATRINA	911.85	911.85
		3248EM	CALIFORNIA	KATRINA	700.00	335.68
		3253EM	MONTANA	KATRINA	2,161.38	1,440.92
		25XX-OTHER SERVICES	1603DR	LOUISIANA	KATRINA	
	1605DR		ALABAMA	KATRINA		
	1606DR		TEXAS	RITA		
	1609DR		FLORIDA	WILMA	50,000.00	
	26XX-SUPPLIES & MATERIALS	1603DR	LOUISIANA	KATRINA	412,000.00	342,301.17
		1604DR	MISSISSIPPI	KATRINA	91,000.00	29,893.34
1605DR		ALABAMA	KATRINA	13,000.00	134.44	
1606DR		TEXAS	RITA	112,500.00	85,424.88	
<b>CITIBANK Total</b>					<b>55,648,425.52</b>	<b>52,851,167.00</b>
<b>Grand Total</b>					<b>29,060,726,253.64</b>	<b>16,122,031,053.80</b>

**FINANCIAL INFORMATION TOOL**  
**FOR HURRICANE KATRINA, RITA, & WILMA DECLARATIONS ONLY**  
**CHRONOLOGICAL LISTING BY DECLARATION OF OBLIGATION TRANSACTIONS GREATER THAN OR EQUAL TO \$50 MILLION (GROSS OF ANY SUBSEQUENT DE-OBLIGATIONS)**  
**AS OF 05-31-2006**

PROG CODE	STATE NAME	TRANS DATE	OBLIGATION NUMBER	VENDOR ALPHA	PROGRAM CATEGORY	OBLIGATIONS	QTY
1603DR	LOUISIANA	8/30/2005	1603DRLAMCOE-MVD 11	US ARMY CORPS OF ENGINEERS	2508-MISSIONS-DIRECT FED ASST (DFA)	50,000,000.00	1
		8/31/2005	1603DRLAMHHS 02	DEPARTMENT OF HEALTH AND HUMAN SERVICE	2501-MISSIONS-FED OPER SUP (FOS)	63,000,000.00	1
		9/3/2005	1603DRLAMCOE-MVD 05	US ARMY CORPS OF ENGINEERS	2508-MISSIONS-DIRECT FED ASST (DFA)	75,000,000.00	1
		9/4/2005	1603DRLAMCOE-MVD 07	US ARMY CORPS OF ENGINEERS	2508-MISSIONS-DIRECT FED ASST (DFA)	1,500,000,000.00	1
		9/5/2005	1603DRLAMDOD 23	DEPARTMENT OF DEFENSE	2501-MISSIONS-FED OPER SUP (FOS)	750,000,000.00	1
		9/6/2005	1603DRLAMDOD 29	DEPARTMENT OF DEFENSE	2501-MISSIONS-FED OPER SUP (FOS)	75,000,000.00	1
			1603DRLAMDOD 30	DEPARTMENT OF DEFENSE	2501-MISSIONS-FED OPER SUP (FOS)	490,000,000.00	1
			1603DRLAMDOD 31	DEPARTMENT OF DEFENSE	2501-MISSIONS-FED OPER SUP (FOS)	150,000,000.00	1
		9/8/2005	1603DRLAMEPA 03	ENVIRONMENTAL PROTECTION AGENCY	2508-MISSIONS-DIRECT FED ASST (DFA)	75,000,000.00	1
			1603DRLATTHP 01	LA OFFICE OF HOMELAND SECURITY &	4141-RENTAL 408(a)	510,000,000.00	1
			1603DRLAMDOD 40	DEPARTMENT OF DEFENSE	2501-MISSIONS-FED OPER SUP (FOS)	65,000,000.00	1
		9/9/2005	1603DRLAP00000001	LA OFFICE OF HOMELAND SECURITY &	416X-PUBLIC ASSISTANCE (PA)	218,823,700.76	1
			1603DRLATTHP 01	LA OFFICE OF HOMELAND SECURITY &	4141-RENTAL 408(a)	600,000,000.00	1
		9/10/2005	1603DRLAMCOE-MVD 21	US ARMY CORPS OF ENGINEERS	2501-MISSIONS-FED OPER SUP (FOS)	200,000,000.00	1
			1603DRLAMUSCG 07	US COAST GUARD	2501-MISSIONS-FED OPER SUP (FOS)	150,000,000.00	2
		9/13/2005	HSFEHQ-05-D-4125	PRECISION HOMES	3199-MH-PURCHASE UNITS-CAPITALIZED	125,000,000.00	1
			1603DRLAP00000001	LA OFFICE OF HOMELAND SECURITY &	416X-PUBLIC ASSISTANCE (PA)	51,293,678.90	1
			HSFEHQ-05-C-4000	GULF STREAM COACH, INC.	3190-MH-PURCHASE UNITS-NON-CAPITALIZED	99,996,000.00	1
		9/15/2005	1603DRLAMUSFS 15	USDA FOREST SERVICE	2501-MISSIONS-FED OPER SUP (FOS)	130,000,000.00	1
			1603DRLAP00000001	LA OFFICE OF HOMELAND SECURITY &	416X-PUBLIC ASSISTANCE (PA)	453,209,070.72	1
		9/16/2005	HSFE06-05-F-6232	CLEARBROOK LLC	3190-MH-PURCHASE UNITS-NON-CAPITALIZED	50,000,000.00	1
		9/17/2005	1603DRLATTHP 01	LA OFFICE OF HOMELAND SECURITY &	4141-RENTAL 408(a)	400,000,000.00	1
		9/21/2005	1603DRLAMDOD 06	DEPARTMENT OF TRANSPORTATION	2508-MISSIONS-DIRECT FED ASST (DFA)	150,000,000.00	1
		9/24/2005	1603DRLAMCOE-MVD 05	US ARMY CORPS OF ENGINEERS	2508-MISSIONS-DIRECT FED ASST (DFA)	100,000,000.00	1
		9/25/2005	1603DRLATTHP 01	LA OFFICE OF HOMELAND SECURITY &	4141-RENTAL 408(a)	1,370,400,000.00	1
		9/26/2005	HSFE04-05-F-7039	DEPARTMENT OF DEFENSE	2660-FOOD & BEVERAGES	62,930,000.00	1
		9/27/2005	HSFEHQ-05-D-4334	MORGAN BUILDINGS & SPAS, INC.	3199-MH-PURCHASE UNITS-CAPITALIZED	83,958,000.00	1
		9/28/2005	HSFEHQ-05-D-4332	CHAMPION HOME BUILDERS CO	3199-MH-PURCHASE UNITS-CAPITALIZED	59,800,000.00	1
		9/29/2005	1603DRLAMDHUD 04	HOUSING & URBAN DEVELOPMENT	2508-MISSIONS-DIRECT FED ASST (DFA)	79,000,000.00	1
		10/2/2005	1603DRLATTHP 01	LA OFFICE OF HOMELAND SECURITY &	4141-RENTAL 408(a)	350,000,000.00	1
		10/3/2005	1603DRLAMEPA 03	ENVIRONMENTAL PROTECTION AGENCY	2508-MISSIONS-DIRECT FED ASST (DFA)	88,000,000.00	1
		10/8/2005	1603DRLATTHP 19	LA OFFICE OF HOMELAND SECURITY &	4149-OTHER NEEDS ASSISTANCE (ONA) AWARDS	100,000,000.00	1
		10/20/2005	1603DRLAMUSCG 09	US COAST GUARD	2508-MISSIONS-DIRECT FED ASST (DFA)	75,000,000.00	1
		10/21/2005	1603DRLAMCOE-MVD 23	US ARMY CORPS OF ENGINEERS	2508-MISSIONS-DIRECT FED ASST (DFA)	200,000,000.00	1
		10/22/2005	HSFEHQ-06-C-0024	AMERICAN RED CROSS	2580-OTHER SERVICE CONTRACTS	110,000,000.00	1
		10/31/2005	1603DRLAP00000001	LA OFFICE OF HOMELAND SECURITY &	416X-PUBLIC ASSISTANCE (PA)	88,802,983.46	1
			HSFEHQ-05-D-0471	FLUOR DANIEL INC	2591-DISASTER HOUSING RESOURCES (DHR)	62,160,091.00	1
		11/1/2005	HSFEHQ-06-F-0047	CORPORATE LODGING CONSULTANTS, INC.	2580-OTHER SERVICE CONTRACTS	105,602,464.00	1
		11/5/2005	1603DRLATTHP 01	LA OFFICE OF HOMELAND SECURITY &	4141-RENTAL 408(a)	148,000,000.00	1
			1603DRLATTHP 17	LA OFFICE OF HOMELAND SECURITY &	4147-REPLACEMENT	386,000,000.00	1
			1603DRLATTHP 19	LA OFFICE OF HOMELAND SECURITY &	4149-OTHER NEEDS ASSISTANCE (ONA) AWARDS	361,000,000.00	1
		11/18/2005	1603DRLAMDOL 00	US DEPARTMENT OF LABOR	2503-DISASTER UNEMPLOYMENT (DUA)	55,000,000.00	1
		11/23/2005	1603DRLATTHP 19	LA OFFICE OF HOMELAND SECURITY &	4149-OTHER NEEDS ASSISTANCE (ONA) AWARDS	100,000,000.00	1
		12/5/2005	1603DRLATTHP 19	LA OFFICE OF HOMELAND SECURITY &	4149-OTHER NEEDS ASSISTANCE (ONA) AWARDS	50,000,000.00	1
		12/12/2005	1603DRLAMCOE-MVD 23	US ARMY CORPS OF ENGINEERS	2508-MISSIONS-DIRECT FED ASST (DFA)	199,932,487.70	1
			1603DRLAMUSCG 09	US COAST GUARD	2508-MISSIONS-DIRECT FED ASST (DFA)	75,000,000.00	1
		12/20/2005	HSFE06-06-X-2014	ENVIRONMENTAL PROTECTION AGENCY	2589-INTERAGENCY AGREEMENTS	255,665,898.00	1
		12/23/2005	1603DRLATTHP 19	LA OFFICE OF HOMELAND SECURITY &	4149-OTHER NEEDS ASSISTANCE (ONA) AWARDS	50,000,000.00	1
		12/29/2005	1603DRLATTHP 19	LA OFFICE OF HOMELAND SECURITY &	4149-OTHER NEEDS ASSISTANCE (ONA) AWARDS	75,000,000.00	1
		12/30/2005	1603DRLATTHP 19	LA OFFICE OF HOMELAND SECURITY &	4149-OTHER NEEDS ASSISTANCE (ONA) AWARDS	90,000,000.00	1
		1/6/2006	1603DRLATTHP 01	LA OFFICE OF HOMELAND SECURITY &	4141-RENTAL 408(a)	50,000,000.00	1
		1/7/2006	EMR-2006-GB-0000	GBL'S	2213-MH-TRANSPORTATION-DISASTER	70,000,000.00	1
		1/14/2006	1603DRLATTHP 19	LA OFFICE OF HOMELAND SECURITY &	4149-OTHER NEEDS ASSISTANCE (ONA) AWARDS	100,000,000.00	1
		1/19/2006	1603DRLATTHP 01	LA OFFICE OF HOMELAND SECURITY &	4141-RENTAL 408(a)	60,000,000.00	1
1/30/2006	1603DRLATTHP 01	LA OFFICE OF HOMELAND SECURITY &	4141-RENTAL 408(a)	50,000,000.00	1		
2/7/2006	HSFEHQ-06-F-0047	CORPORATE LODGING CONSULTANTS, INC.	2580-OTHER SERVICE CONTRACTS	52,800,000.00	1		
2/16/2006	HSFEHQ-05-D-0592	CH2M HILL CONSTRUCTORS, INC.	2591-DISASTER HOUSING RESOURCES (DHR)	75,178,562.50	1		

PROG CODE	STATE NAME	TRANS DATE	OBLIGATION NUMBER	VENDOR ALPHA	PROGRAM CATEGORY	OBLIGATIONS	QTY
		3/1/2006	HSFEHQ-05-D-0471	FLUOR DANIEL INC	2591-DISASTER HOUSING RESOURCES (DHR)	158,488,970.76	1
		3/3/2006	HSFEHQ-05-D-0471	FLUOR DANIEL INC	2591-DISASTER HOUSING RESOURCES (DHR)	170,814,779.00	1
		3/15/2006	1603DRLAP00000001	LA OFFICE OF HOMELAND SECURITY &	416X-PUBLIC ASSISTANCE (PA)	55,750,323.10	1
		3/16/2006	1603DRLAMDOL 00	US DEPARTMENT OF LABOR	2503-DISASTER UNEMPLOYMENT (DUA)	91,411,844.00	1
			HSFEHQ-05-D-0573	SHAW ENVIRONMENTAL & INFRASTRUCTURE	2591-DISASTER HOUSING RESOURCES (DHR)	139,278,621.00	1
		3/20/2006	1603DRLAP00000001	LA OFFICE OF HOMELAND SECURITY &	416X-PUBLIC ASSISTANCE (PA)	170,571,862.38	2
		3/21/2006	1603DRLAP00000001	LA OFFICE OF HOMELAND SECURITY &	416X-PUBLIC ASSISTANCE (PA)	138,213,467.86	1
		3/23/2006	1603DRLAP00000001	LA OFFICE OF HOMELAND SECURITY &	416X-PUBLIC ASSISTANCE (PA)	76,350,249.12	1
		3/28/2006	1603DRLAP00000001	LA OFFICE OF HOMELAND SECURITY &	416X-PUBLIC ASSISTANCE (PA)	67,986,749.72	1
		3/31/2006	HSFEHQ-05-D-0471	FLUOR DANIEL INC	2591-DISASTER HOUSING RESOURCES (DHR)	192,710,167.00	1
		4/26/2006	1603DRLAP00000001	LA OFFICE OF HOMELAND SECURITY &	416X-PUBLIC ASSISTANCE (PA)	66,843,926.55	1
		5/17/2006	HSFEHQ-05-D-0471	FLUOR DANIEL INC	2591-DISASTER HOUSING RESOURCES (DHR)	69,900,000.00	1
		5/26/2006	1603DRLAP00000001	LA OFFICE OF HOMELAND SECURITY &	416X-PUBLIC ASSISTANCE (PA)	50,308,768.63	1
			HSFEHQ-05-D-0573	SHAW ENVIRONMENTAL & INFRASTRUCTURE	2591-DISASTER HOUSING RESOURCES (DHR)	88,403,625.00	1
		5/30/2006	HSFEHQ-05-C-4040A	NORTH AMERICAN CATASTROPHE SVCS INC	3190-MH-PURCHASE UNITS-NON-CAPITALIZED	50,478,060.06	1
			HSFEHQ-05-C-4041A	GULF STREAM COACH, INC.	3199-MH-PURCHASE UNITS-CAPITALIZED	246,563,713.00	1
1604DR	MISSISSIPPI	9/2/2005	1604DRMSMDOD 17	DEPARTMENT OF DEFENSE	2501-MISSIONS-FED OPER SUP (FOS)	220,000,000.00	2
		9/3/2005	1604DRMSMCOE-MVD 16	US ARMY CORPS OF ENGINEERS	2508-MISSIONS-DIRECT FED ASST (DFA)	80,000,000.00	1
			1604DRMSMDOD 19	DEPARTMENT OF DEFENSE	2501-MISSIONS-FED OPER SUP (FOS)	1,000,000,000.00	1
		9/4/2005	1604DRMSMCOE-MVD 11	US ARMY CORPS OF ENGINEERS	2501-MISSIONS-FED OPER SUP (FOS)	80,000,000.00	1
			1604DRMSMGA 16	GENERAL SERVICES ADMINISTRATION	2501-MISSIONS-FED OPER SUP (FOS)	50,000,000.00	1
		9/5/2005	1604DRMSMCOE-MVD 09	US ARMY CORPS OF ENGINEERS	2508-MISSIONS-DIRECT FED ASST (DFA)	320,000,000.00	1
			1604DRMSMCOE-MVD 10	US ARMY CORPS OF ENGINEERS	2508-MISSIONS-DIRECT FED ASST (DFA)	71,000,000.00	1
			1604DRMSMCOE-MVD 11	US ARMY CORPS OF ENGINEERS	2501-MISSIONS-FED OPER SUP (FOS)	100,000,000.00	1
			1604DRMSMDOT 05	DEPARTMENT OF TRANSPORTATION	2501-MISSIONS-FED OPER SUP (FOS)	90,000,000.00	1
		9/6/2005	1604DRMSTTHP 01	MISSISSIPPI, STATE OF	4141-RENTAL 408(a)	100,000,000.00	1
		9/7/2005	1604DRMSMCOE-MVD 12	US ARMY CORPS OF ENGINEERS	2501-MISSIONS-FED OPER SUP (FOS)	180,000,000.00	1
		9/10/2005	1604DRMSMDOD 19	DEPARTMENT OF DEFENSE	2501-MISSIONS-FED OPER SUP (FOS)	500,000,000.00	1
			1604DRMSMDOD 27	DEPARTMENT OF DEFENSE	2508-MISSIONS-DIRECT FED ASST (DFA)	50,000,000.00	1
			1604DRMSTTHP 01	MISSISSIPPI, STATE OF	4141-RENTAL 408(a)	96,000,000.00	1
		9/11/2005	1604DRMSTTHP 01	MISSISSIPPI, STATE OF	4141-RENTAL 408(a)	100,000,000.00	1
		9/12/2005	1604DRMSTTHP 01	MISSISSIPPI, STATE OF	4141-RENTAL 408(a)	300,000,000.00	1
		9/17/2005	1604DRMSMCOE-MVD 25	US ARMY CORPS OF ENGINEERS	2508-MISSIONS-DIRECT FED ASST (DFA)	50,000,000.00	1
			HSFE04-05-P-7069	AMERICOLD LOGISTICS LLC	2580-OTHER SERVICE CONTRACTS	50,000,000.00	1
		9/18/2005	HSFE04-05-F-7058	DEPARTMENT OF DEFENSE	2660-FOOD & BEVERAGES	69,630,470.00	1
		9/23/2005	1604DRMSP00000001	MISSISSIPPI, STATE OF	416X-PUBLIC ASSISTANCE (PA)	105,160,104.73	1
		9/27/2005	1604DRMSTTHP 01	MISSISSIPPI, STATE OF	4141-RENTAL 408(a)	365,018,400.00	1
		10/8/2005	1604DRMSTTHP 01	MISSISSIPPI, STATE OF	4141-RENTAL 408(a)	150,000,000.00	1
		10/9/2005	1604DRMSMCOE-MVD 10	US ARMY CORPS OF ENGINEERS	2508-MISSIONS-DIRECT FED ASST (DFA)	56,000,000.00	1
		10/10/2005	1604DRMSTTHP 19	MISSISSIPPI, STATE OF	4149-OTHER NEEDS ASSISTANCE (ONA) AWARDS	50,000,000.00	1
		10/16/2005	1604DRMSMCOE-MVD 09	US ARMY CORPS OF ENGINEERS	2508-MISSIONS-DIRECT FED ASST (DFA)	300,000,000.00	1
		10/22/2005	HSFEHQ-05-D-0572	BECHTEL NATIONAL, INC.	2591-DISASTER HOUSING RESOURCES (DHR)	135,191,336.50	1
			HSFEHQ-06-C-0024	AMERICAN RED CROSS	2580-OTHER SERVICE CONTRACTS	52,500,000.00	1
		11/1/2005	HSFEHQ-06-F-0047	CORPORATE LODGING CONSULTANTS, INC.	2580-OTHER SERVICE CONTRACTS	50,401,176.00	1
		11/22/2005	1604DRMSTTHP 19	MISSISSIPPI, STATE OF	4149-OTHER NEEDS ASSISTANCE (ONA) AWARDS	50,000,000.00	1
		12/15/2005	HSFEHQ-05-D-0572	BECHTEL NATIONAL, INC.	2591-DISASTER HOUSING RESOURCES (DHR)	67,535,156.00	1
		12/19/2005	HSFEHQ-05-C-4155	CMH MANUFACTURING, INC.	3199-MH-PURCHASE UNITS-CAPITALIZED	60,935,395.00	1
		12/23/2005	HSFEHQ-05-D-0572	BECHTEL NATIONAL, INC.	2591-DISASTER HOUSING RESOURCES (DHR)	78,801,663.50	1
		1/27/2006	1604DRMSMCOE-MVD 09	US ARMY CORPS OF ENGINEERS	2508-MISSIONS-DIRECT FED ASST (DFA)	100,000,000.00	1
		3/18/2006	1604DRMSMCOE-MVD 09	US ARMY CORPS OF ENGINEERS	2508-MISSIONS-DIRECT FED ASST (DFA)	200,000,000.00	1
		4/6/2006	1604DRMSMUSCG 12	US COAST GUARD	2508-MISSIONS-DIRECT FED ASST (DFA)	200,000,000.00	1
		4/10/2006	1604DRMSP00000001	MISSISSIPPI, STATE OF	416X-PUBLIC ASSISTANCE (PA)	58,530,355.47	1
		5/25/2006	1604DRMSMCOE-MVD 09	US ARMY CORPS OF ENGINEERS	2508-MISSIONS-DIRECT FED ASST (DFA)	50,000,000.00	1
1605DR	ALABAMA	9/10/2005	HSFEHQ-05-C-4039	MORGAN BUILDINGS & SPAS, INC.	3199-MH-PURCHASE UNITS-CAPITALIZED	202,512,500.00	2
			HSFEHQ-05-D-4125	PRECISION HOMES	3199-MH-PURCHASE UNITS-CAPITALIZED	98,965,000.00	1
		9/12/2005	HSFEHQ-05-C-4041	GULF STREAM COACH, INC.	3199-MH-PURCHASE UNITS-CAPITALIZED	246,875,000.00	1
		9/13/2005	HSFEHQ-05-C-4000	GULF STREAM COACH, INC.	3190-MH-PURCHASE UNITS-NON-CAPITALIZED	99,068,500.00	1
		9/16/2005	HSFEHQ-05-C-4040	NORTH AMERICAN CATASTROPHE SVCS INC	3199-MH-PURCHASE UNITS-CAPITALIZED	51,400,000.00	1
		9/24/2005	1605DRALTTHP 01	AL EMERGENCY MANAGEMENT AGENCY	4141-RENTAL 408(a)	83,709,000.00	1
		9/29/2005	1605DRALMCOE-SAD 09	US ARMY CORPS OF ENGINEERS	2508-MISSIONS-DIRECT FED ASST (DFA)	90,000,000.00	1
		9/30/2005	HSFEHQ-05-C-4128	BOURGET'S OF THE SOUTH, LLC	3190-MH-PURCHASE UNITS-NON-CAPITALIZED	88,500,000.00	1
1606DR	TEXAS	9/28/2005	1606DRTXMUSFS 02	USDA FOREST SERVICE	2501-MISSIONS-FED OPER SUP (FOS)	124,000,000.00	1
			1606DRXTTHP 01	TX DEPARTMENT OF PUBLIC SAFETY	4141-RENTAL 408(a)	60,320,000.00	1
		9/29/2005	1606DRXTTHP 01	TX DEPARTMENT OF PUBLIC SAFETY	4141-RENTAL 408(a)	105,000,000.00	1
			1606DRXTTHP 19	TX DEPARTMENT OF PUBLIC SAFETY	4149-OTHER NEEDS ASSISTANCE (ONA) AWARDS	100,000,000.00	1

PROG CODE	STATE NAME	TRANS DATE	OBLIGATION NUMBER	VENDOR ALPHA	PROGRAM CATEGORY	OBLIGATIONS	QTY
		9/30/2005	1606DRTXTTHP 01	TX DEPARTMENT OF PUBLIC SAFETY	4141-RENTAL 408(a)	150,000,899.00	1
		10/3/2005	1606DRTXTTHP 01	TX DEPARTMENT OF PUBLIC SAFETY	4141-RENTAL 408(a)	447,000,000.00	1
			1606DRTXTTHP 04	TX DEPARTMENT OF PUBLIC SAFETY	4143-REPAIRS	100,000,000.00	1
			1606DRTXTTHP 19	TX DEPARTMENT OF PUBLIC SAFETY	4149-OTHER NEEDS ASSISTANCE (ONA) AWARDS	200,000,000.00	1
		10/7/2005	1606DRTXIOTH	TX DEPARTMENT OF PUBLIC SAFETY	4154-OTHER NEEDS ASSISTANCE (ONA) GRANTS	200,000,000.00	1
		11/4/2005	1606DRTXMCOE-SWD 09	US ARMY CORPS OF ENGINEERS	2508-MISSIONS-DIRECT FED ASST (DFA)	65,000,000.00	1
1607DR	LOUISIANA	9/28/2005	1607DRLATTHP 01	LA OFFICE OF HOMELAND SECURITY &	4141-RENTAL 408(a)	75,000,000.00	1
		9/30/2005	1607DRLATTHP 01	LA OFFICE OF HOMELAND SECURITY &	4141-RENTAL 408(a)	250,000,000.00	1
		10/7/2005	1607DRLAMCOE-MVD 07	US ARMY CORPS OF ENGINEERS	2508-MISSIONS-DIRECT FED ASST (DFA)	138,000,000.00	1
			1607DRLAMCOE-MVD 09	US ARMY CORPS OF ENGINEERS	2508-MISSIONS-DIRECT FED ASST (DFA)	80,000,000.00	1
		12/16/2005	1607DRLAMCOE-MVD 09	US ARMY CORPS OF ENGINEERS	2508-MISSIONS-DIRECT FED ASST (DFA)	113,000,000.00	1
		12/20/2005	HSFE06-06-X-2014	ENVIRONMENTAL PROTECTION AGENCY	2580-OTHER SERVICE CONTRACTS	100,686,039.00	1
1609DR	FLORIDA	10/26/2005	HSFE04-06-F-7706	DEPARTMENT OF DEFENSE	2660-FOOD & BEVERAGES	60,000,000.00	1
		10/27/2005	1609DRFLTTHP 01	FLORIDA BUREAU OF DISASTER	4141-RENTAL 408(a)	60,000,000.00	1
		11/2/2005	1609DRFLTTHP 19	FLORIDA BUREAU OF DISASTER	4149-OTHER NEEDS ASSISTANCE (ONA) AWARDS	100,000,000.00	1
		11/3/2005	1609DRFLMCOE-SAD 13	US ARMY CORPS OF ENGINEERS	2508-MISSIONS-DIRECT FED ASST (DFA)	75,000,000.00	1
		11/4/2005	1609DRFLMCOE-SAD 12	US ARMY CORPS OF ENGINEERS	2508-MISSIONS-DIRECT FED ASST (DFA)	50,000,000.00	1
		11/30/2005	1609DRFLTTHP 19	FLORIDA BUREAU OF DISASTER	4149-OTHER NEEDS ASSISTANCE (ONA) AWARDS	50,000,000.00	1
		12/1/2005	1609DRFLP00000001	FLORIDA BUREAU OF DISASTER	416X-PUBLIC ASSISTANCE (PA)	52,039,385.68	1
		12/8/2005	1609DRFLP00000001	FLORIDA BUREAU OF DISASTER	416X-PUBLIC ASSISTANCE (PA)	187,265,936.45	1
		1/24/2006	1609DRFLP00000001	FLORIDA BUREAU OF DISASTER	416X-PUBLIC ASSISTANCE (PA)	65,491,147.19	1
		3216EM	TEXAS	11/11/2005	3216EMTXP00000001	TX DEPARTMENT OF PUBLIC SAFETY	416X-PUBLIC ASSISTANCE (PA)



**FINANCIAL INFORMATION TOOL**  
**FOR HURRICANE KATRINA, RITA, & WILMA DECLARATIONS ONLY**  
**FEMA CREDIT CARDS ONLY \***

**AS OF 05-31-2006**

VENDOR ALPHA	PROGRAM NAME	OBLIGATIONS	EXPENDITURES
BANK ONE DBA JPMORGAN CHASE BANK	21XX-TRAVEL OF PEOPLE		
	25XX-OTHER SERVICES	369,619.86	354,326.97
	26XX-SUPPLIES & MATERIALS	6,821,311.61	2,322,161.05
<b>BANK ONE DBA JPMORGAN CHASE BANK Total</b>		<b>7,190,931.47</b>	<b>2,676,488.02</b>
CITIBANK	21XX-TRAVEL OF PEOPLE	54,969,925.52	52,393,413.17
	25XX-OTHER SERVICES	50,000.00	
	26XX-SUPPLIES & MATERIALS	628,500.00	457,753.83
<b>CITIBANK Total</b>		<b>55,648,425.52</b>	<b>52,851,167.00</b>
US BANK	21XX-TRAVEL OF PEOPLE	586,909.95	46,438.20
	22XX-TRANSPORT OF THINGS	95,760.43	7,519.44
	23XX-RENT, COMM, UTILITIES	2,565,149.01	555,850.18
	24XX-PRINT & REPRO	2,179,644.01	763,826.08
	25XX-OTHER SERVICES	6,364,994.82	2,381,553.64
	26XX-SUPPLIES & MATERIALS	43,612,850.79	18,523,591.20
	31XX-EQUIPMENT	17,452,073.37	7,878,380.95
	MANUFACTURED HOUSING	266,500.00	53,869.51
<b>US BANK Total</b>		<b>73,123,882.38</b>	<b>30,211,029.20</b>
<b>Grand Total</b>		<b>135,963,239.37</b>	<b>85,738,684.22</b>

NAME OF CARD	PURPOSE/USES
BANK ONE DBA JPMORGAN CHASE BANK	Fleetcard for fuel, oil, etc for government vehicles
CITIBANK	Centrally billed travel
US BANK	FEMA Purchase card

\* Does not include Individually Billed Travel (IBT) Credit Cards that are issued to FEMA Travelers

**FINANCIAL INFORMATION TOOL**  
**FOR HURRICANE KATRINA, RITA, & WILMA DECLARATIONS ONLY**  
**FEMA CREDIT CARDS ONLY \***  
**AS OF 05-31-2006**

PROG CODE	STATE NAME	EVENT NAME	VENDOR ALPHA	PROGRAM NAME	OBLIGATIONS	EXPENDITURES	
1602DR	FLORIDA	KATRINA	US BANK	22XX-TRANSPORT OF THINGS	5,000.00	140.00	
				23XX-RENT, COMM, UTILITIES	1,600.00	1,510.00	
				24XX-PRINT & REPRO	10,500.00		
				25XX-OTHER SERVICES	10,000.00	4,304.18	
				26XX-SUPPLIES & MATERIALS	77,560.70	37,991.05	
				31XX-EQUIPMENT	89,500.00	26,622.00	
<b>1602DR Total</b>					<b>194,160.70</b>	<b>70,567.23</b>	
1603DR	LOUISIANA	KATRINA	BANK ONE DBA JPMORGAN CHASE BANK	26XX-SUPPLIES & MATERIALS	3,750,770.80	650,096.81	
				CITIBANK	21XX-TRAVEL OF PEOPLE	22,359,072.28	21,413,124.42
			US BANK	25XX-OTHER SERVICES			
				26XX-SUPPLIES & MATERIALS	412,000.00	342,301.17	
				21XX-TRAVEL OF PEOPLE	40,950.00	18,647.49	
				22XX-TRANSPORT OF THINGS	40,560.43	100.00	
				23XX-RENT, COMM, UTILITIES	1,512,690.00	333,768.15	
				24XX-PRINT & REPRO	461,724.38	30,754.13	
				25XX-OTHER SERVICES	3,513,853.88	1,399,899.83	
				26XX-SUPPLIES & MATERIALS	20,799,456.67	6,724,101.05	
				31XX-EQUIPMENT	7,815,918.03	2,723,940.21	
MANUFACTURED HOUSING	50,000.00	37,369.51					
<b>1603DR Total</b>					<b>60,756,996.47</b>	<b>33,674,102.77</b>	
1604DR	MISSISSIPPI	KATRINA	BANK ONE DBA JPMORGAN CHASE BANK	25XX-OTHER SERVICES	283,500.00	271,655.12	
				26XX-SUPPLIES & MATERIALS	786,000.00	385,307.48	
			CITIBANK	21XX-TRAVEL OF PEOPLE	19,015,376.22	18,559,835.00	
				26XX-SUPPLIES & MATERIALS	91,000.00	29,893.34	
			US BANK	21XX-TRAVEL OF PEOPLE	43,898.90	3,226.41	
				22XX-TRANSPORT OF THINGS	6,100.00	696.00	
				23XX-RENT, COMM, UTILITIES	321,046.79	139,813.11	
				24XX-PRINT & REPRO	835,525.05	337,295.32	
				25XX-OTHER SERVICES	1,280,421.14	729,686.74	
				26XX-SUPPLIES & MATERIALS	9,442,373.27	5,528,483.60	
				31XX-EQUIPMENT	6,002,446.98	4,227,749.37	
MANUFACTURED HOUSING	216,500.00	16,500.00					
<b>1604DR Total</b>					<b>38,324,188.35</b>	<b>30,230,141.49</b>	
1605DR	ALABAMA	KATRINA	BANK ONE DBA JPMORGAN CHASE BANK	25XX-OTHER SERVICES	85,909.86	82,462.89	
				26XX-SUPPLIES & MATERIALS	867,000.00	826,196.48	
			CITIBANK	21XX-TRAVEL OF PEOPLE	6,341,381.28	5,641,887.53	
				25XX-OTHER SERVICES			
			US BANK	26XX-SUPPLIES & MATERIALS	13,000.00	134.44	
				21XX-TRAVEL OF PEOPLE	17,561.05	3,561.05	
				22XX-TRANSPORT OF THINGS	500.00	431.00	
				23XX-RENT, COMM, UTILITIES	34,000.00	21,505.00	
				24XX-PRINT & REPRO	189,892.00	96,397.27	
				25XX-OTHER SERVICES	175,571.93	50,435.93	
				26XX-SUPPLIES & MATERIALS	2,964,387.40	1,884,054.18	
31XX-EQUIPMENT	913,842.31	552,197.04					
<b>1605DR Total</b>					<b>11,603,045.83</b>	<b>9,159,262.81</b>	
1606DR	TEXAS	RITA	BANK ONE DBA JPMORGAN CHASE BANK	21XX-TRAVEL OF PEOPLE			
				26XX-SUPPLIES & MATERIALS	615,000.00	72,368.51	
			CITIBANK	21XX-TRAVEL OF PEOPLE	5,226,108.75	5,222,558.75	
				25XX-OTHER SERVICES			
			US BANK	26XX-SUPPLIES & MATERIALS	112,500.00	85,424.88	
				21XX-TRAVEL OF PEOPLE	400,000.00		
	22XX-TRANSPORT OF THINGS	25,000.00	1,781.84				
	23XX-RENT, COMM, UTILITIES	76,513.22	18,954.74				

PROG CODE	STATE NAME	EVENT NAME	VENDOR ALPHA	PROGRAM NAME	OBLIGATIONS	EXPENDITURES
				24XX-PRINT & REPRO	299,555.00	150,342.05
				25XX-OTHER SERVICES	290,606.87	110,173.15
				26XX-SUPPLIES & MATERIALS	1,892,539.57	804,952.21
				31XX-EQUIPMENT	458,508.30	117,260.53
<b>1606DR Total</b>					<b>9,396,331.71</b>	<b>6,583,816.66</b>
1607DR	LOUISIANA	RITA	BANK ONE DBA JPMORGAN CHASE BANK	26XX-SUPPLIES & MATERIALS	310,524.00	200,518.44
			CITIBANK	21XX-TRAVEL OF PEOPLE	1,001,842.04	1,001,842.04
			US BANK	21XX-TRAVEL OF PEOPLE	30,000.00	20,000.00
				23XX-RENT, COMM, UTILITIES	506,400.00	12,522.00
				24XX-PRINT & REPRO	239,000.00	70,837.57
				25XX-OTHER SERVICES	872,162.58	31,979.24
				26XX-SUPPLIES & MATERIALS	7,079,617.44	2,812,461.10
				31XX-EQUIPMENT	1,781,743.79	53,347.55
				MANUFACTURED HOUSING		
<b>1607DR Total</b>					<b>11,821,289.85</b>	<b>4,203,507.94</b>
1609DR	FLORIDA	WILMA	BANK ONE DBA JPMORGAN CHASE BANK	21XX-TRAVEL OF PEOPLE		
				25XX-OTHER SERVICES	210.00	208.96
				26XX-SUPPLIES & MATERIALS	490,516.81	186,173.33
			CITIBANK	21XX-TRAVEL OF PEOPLE	1,002,571.80	532,436.46
				25XX-OTHER SERVICES	50,000.00	
			US BANK	21XX-TRAVEL OF PEOPLE	53,500.00	1,003.25
				22XX-TRANSPORT OF THINGS		
				23XX-RENT, COMM, UTILITIES	46,720.00	15,706.15
				24XX-PRINT & REPRO	88,321.80	31,576.95
				25XX-OTHER SERVICES	154,157.46	41,821.89
				26XX-SUPPLIES & MATERIALS	852,622.85	452,329.06
				31XX-EQUIPMENT	169,533.04	38,554.60
<b>1609DR Total</b>					<b>2,908,153.76</b>	<b>1,299,810.65</b>
3212EM	LOUISIANA	KATRINA	US BANK	26XX-SUPPLIES & MATERIALS	2,000.00	1,284.11
<b>3212EM Total</b>					<b>2,000.00</b>	<b>1,284.11</b>
3215EM	ARKANSAS	KATRINA	CITIBANK	21XX-TRAVEL OF PEOPLE	1,711.85	1,711.85
			US BANK	21XX-TRAVEL OF PEOPLE	1,000.00	
				22XX-TRANSPORT OF THINGS	8,600.00	2,420.00
				23XX-RENT, COMM, UTILITIES	7,391.50	2,791.50
				24XX-PRINT & REPRO	2,779.05	2,234.46
				25XX-OTHER SERVICES	2,795.00	1,125.00
				26XX-SUPPLIES & MATERIALS	79,640.53	51,053.09
				31XX-EQUIPMENT	17,279.02	9,741.91
<b>3215EM Total</b>					<b>121,196.95</b>	<b>71,077.81</b>
3216EM	TEXAS	KATRINA	BANK ONE DBA JPMORGAN CHASE BANK	26XX-SUPPLIES & MATERIALS		
			CITIBANK	21XX-TRAVEL OF PEOPLE	15,561.27	15,561.27
			US BANK	22XX-TRANSPORT OF THINGS	10,000.00	1,950.60
				23XX-RENT, COMM, UTILITIES	8,787.50	4,546.11
				24XX-PRINT & REPRO	31,554.44	23,596.04
				25XX-OTHER SERVICES	15,425.96	11,537.29
				26XX-SUPPLIES & MATERIALS	271,829.53	197,038.79
				31XX-EQUIPMENT	113,301.90	90,591.92
<b>3216EM Total</b>					<b>466,460.60</b>	<b>344,822.02</b>
3219EM	OKLAHOMA	KATRINA	US BANK	23XX-RENT, COMM, UTILITIES		
				24XX-PRINT & REPRO	755.65	755.65
				25XX-OTHER SERVICES		
				26XX-SUPPLIES & MATERIALS		
				31XX-EQUIPMENT		
<b>3219EM Total</b>					<b>755.65</b>	<b>755.65</b>
3221EM	WEST VIRGINIA	KATRINA	CITIBANK	21XX-TRAVEL OF PEOPLE	1,331.70	1,331.70
			US BANK	26XX-SUPPLIES & MATERIALS	94.45	94.45
<b>3221EM Total</b>					<b>1,426.15</b>	<b>1,426.15</b>
3223EM	UTAH	KATRINA	CITIBANK	21XX-TRAVEL OF PEOPLE	517.85	435.70
			US BANK	26XX-SUPPLIES & MATERIALS	4,000.00	
<b>3223EM Total</b>					<b>4,517.85</b>	<b>435.70</b>
3224EM	COLORADO	KATRINA	US BANK	26XX-SUPPLIES & MATERIALS	4,000.00	1,729.21

PROG CODE	STATE NAME	EVENT NAME	VENDOR ALPHA	PROGRAM NAME	OBLIGATIONS	EXPENDITURES
<b>3224EM Total</b>					<b>4,000.00</b>	<b>1,729.21</b>
3225EM	MICHIGAN	KATRINA	US BANK	26XX-SUPPLIES & MATERIALS	2,000.00	711.67
<b>3225EM Total</b>					<b>2,000.00</b>	<b>711.67</b>
3227EM	WASHINGTON	KATRINA	US BANK	26XX-SUPPLIES & MATERIALS	112.64	112.64
<b>3227EM Total</b>					<b>112.64</b>	<b>112.64</b>
3229EM	NEW MEXICO	KATRINA	US BANK	23XX-RENT, COMM, UTILITIES		
				24XX-PRINT & REPRO	36.64	36.64
				25XX-OTHER SERVICES		
				26XX-SUPPLIES & MATERIALS	115.74	15.74
				31XX-EQUIPMENT		
<b>3229EM Total</b>					<b>152.38</b>	<b>52.38</b>
3232EM	MISSOURI	KATRINA	US BANK	26XX-SUPPLIES & MATERIALS	5,000.00	4,328.05
<b>3232EM Total</b>					<b>5,000.00</b>	<b>4,328.05</b>
3234EM	SOUTH DAKOTA	KATRINA	CITIBANK	21XX-TRAVEL OF PEOPLE	677.25	
<b>3234EM Total</b>					<b>677.25</b>	
3247EM	NORTH DAKOTA	KATRINA	CITIBANK	21XX-TRAVEL OF PEOPLE	911.85	911.85
<b>3247EM Total</b>					<b>911.85</b>	<b>911.85</b>
3248EM	CALIFORNIA	KATRINA	CITIBANK	21XX-TRAVEL OF PEOPLE	700.00	335.68
<b>3248EM Total</b>					<b>700.00</b>	<b>335.68</b>
3253EM	MONTANA	KATRINA	CITIBANK	21XX-TRAVEL OF PEOPLE	2,161.38	1,440.92
<b>3253EM Total</b>					<b>2,161.38</b>	<b>1,440.92</b>
3261EM	TEXAS	RITA	BANK ONE DBA JPMORGAN CHASE BANK	26XX-SUPPLIES & MATERIALS	1,500.00	1,500.00
			US BANK	23XX-RENT, COMM, UTILITIES	50,000.00	4,733.42
				24XX-PRINT & REPRO	20,000.00	20,000.00
				25XX-OTHER SERVICES	50,000.00	590.39
				26XX-SUPPLIES & MATERIALS	135,500.00	22,851.20
				31XX-EQUIPMENT	90,000.00	38,375.82
<b>3261EM Total</b>					<b>347,000.00</b>	<b>88,050.83</b>
<b>Grand Total</b>					<b>135,963,239.37</b>	<b>85,738,684.22</b>

NAME OF CARD	PURPOSE/USES
BANK ONE DBA JPMORGAN CHASE BANK	Fleetcard for fuel, oil, etc for government vehicles
CITIBANK	Centrally billed travel
US BANK	FEMA Purchase card

\* Does not include Individually Billed Travel (IBT) Credit Cards that are issued to FEMA Travelers

## Agencies Reporting Credit Card Costs and Purchases

May 31, 2006

DHS AGENCIES	DATE REPORT RECEIVED	OBLIGATIONS	EXPENDITURES
BTS			
CBP			
FLETC	10/31/2005	180,246.86	156,339.74
IAIP			
ICE	5/30/2006	958,125.29	825,375.09
NCS			
OCFO	10/25/2005	7.88	7.88
OSLGCP			
S&T	1/10/2006	100,000.00	0.00
TSA	11/1/2005	0.00	458,317.69
USCG			
USCIS	11/8/2005	0.00	0.00
USSS	11/22/2005	0.00	0.00
<b>TOTAL</b>		<b>\$ 1,262,544.75</b>	<b>\$ 1,465,145.53</b>

Zeros indicate the agency reported that it had no obligations and/or expenditures as of the date indicated. Blanks indicate the agency did not submit a report.

**Other Federal Agencies Reporting Credit Card  
Costs And Purchases  
May 31, 2006**

OTHER FEDERAL AGENCIES	DATE REPORT RECEIVED	OBLIGATIONS	EXPENDITURES
AID	5/23/2006	743.00	743.00
ARC			
CDC			
CNCS			
COE	5/22/2006	2,856,101.05	4,457,486.92
DHUD	5/19/2006	106,561.00	83,762.00
DOC			
DOD			
DOE			
DOED			
DOI	5/22/2006	9,159,988.19	1,075,226.79
DOL	5/8/2006	395,123.52	368,034.75
DOS	12/7/2005	0.00	0.00
DOT			
EEOC	1/17/2006	0.00	14,394.00
EPA	1/16/2006		999,845.66
FAA			
FCC			
FCSIC			
FMSHRC	11/1/2005	0.00	0.00
GSA	5/30/2006	322,260.35	321,008.65
HHS			
MSPB			
NARA	11/8/2005	5,024.36	481.65
NASA			
NCPC			
NCUA			

OTHER FEDERAL AGENCIES	DATE REPORT RECEIVED	OBLIGATIONS	EXPENDITURES
NGA			
NLRB	12/20/2005	0.00	13,863.60
NOAA			
NRC	1/6/2006	0.00	0.00
NSF	11/4/2005	0.00	0.00
OPM			
OSHA	5/17/2006	3,077.44	3,077.44
RRB	11/7/2005	0.00	0.00
SBA	1/4/2006	0.00	0.00
SEC			
SSA			
TREAS			
TVA	11/10/2005		0.00
USDA	5/12/2006	470,124.04	25,306,979.96
USDJ	5/26/2006	599.99	1,131,714.65
USPC			
USPHS	11/14/2005	0.00	0.00
USPS			
VA	2/1/2006	802,971.76	802,971.76
<b>TOTAL</b>		<b>\$14,121,831.70</b>	<b>\$34,578,847.83</b>

Only Other Federal Agencies reporting data or zeros are included in this report. Zeros indicate the agency reported that it had no obligations and/or expenditures as of the date indicated. Blanks indicate the agency did not submit a report.

**FINANCIAL INFORMATION TOOL**  
**FOR HURRICANE KATRINA, RITA, & WILMA DECLARATIONS ONLY**

**AS OF 05-31-2006**

<b>PROGRAM AREA</b>	<b>ALLOCATIONS</b>	<b>OBLIGATIONS</b>	<b>EXPENDITURES</b>
1-HUMAN SERVICES	15,943,691,251	13,381,700,398	12,022,281,792
2-INFRASTRUCTURE	6,396,840,251	6,290,329,191	3,204,937,549
3-MITIGATION	66,238,184	34,160,002	9,520,084
4-OPERATIONS	5,912,127,294	5,902,608,199	529,928,195
5-ADMINISTRATION	7,482,051,808	6,882,980,930	2,983,263,462
<b>Grand Total</b>	<b>35,800,948,788</b>	<b>32,491,778,720</b>	<b>18,749,931,082</b>



**FINANCIAL INFORMATION TOOL**  
**FOR HURRICANE KATRINA, RITA, & WILMA DECLARATIONS ONLY**

**AS OF 05-31-2006**

PROGRAM AREA	PROGRAM NAME	ALLOCATIONS	OBLIGATIONS	EXPENDITURES
1-HUMAN SERVICES	2503-UNEMPLOYMENT	452,397,112	434,998,945	434,998,945
	2504-CRISIS COUNSELING-NIMH	75,325,199	25,842,532	24,295,544
	2576-LEGAL SERVICES	219,775	132,267	84,767
	2592-INSPECTIONS	314,240,866	277,366,198	199,505,237
	4149-OTHER NEEDS ASSISTANCE	2,064,898,476	2,064,898,476	1,973,364,722
	414X-HOUSING ASSISTANCE	5,244,830,785	5,244,868,471	5,063,742,937
	4152-CRISIS COUNSELING-SCC	43,559,411	39,828,700	20,274,364
	4154-OTHER NEEDS ASSISTANCE	71,880,000	71,880,000	67,564,831
	MANUFACTURED HOUSING	7,676,339,627	5,221,884,810	4,238,450,446
<b>1-HUMAN SERVICES Total</b>		<b>15,943,691,251</b>	<b>13,381,700,398</b>	<b>12,022,281,792</b>
2-INFRASTRUCTURE	2594-INSPECTIONS	404,907,200	355,844,877	182,427,284
	416X-PUBLIC ASSISTANCE	5,991,933,051	5,934,484,314	3,022,510,265
<b>2-INFRASTRUCTURE Total</b>		<b>6,396,840,251</b>	<b>6,290,329,191</b>	<b>3,204,937,549</b>
3-MITIGATION	2593-INSPECTIONS	47,168,695	22,784,915	9,245,228
	4173-HAZARD MITIGATION	19,069,489	11,375,087	274,856
<b>3-MITIGATION Total</b>		<b>66,238,184</b>	<b>34,160,002</b>	<b>9,520,084</b>
4-OPERATIONS	2507-MISSIONS-TA	28,755,756	27,524,256	2,247,252
	2508-MISSIONS-DFA	5,883,371,538	5,875,083,943	527,680,942
<b>4-OPERATIONS Total</b>		<b>5,912,127,294</b>	<b>5,902,608,199</b>	<b>529,928,195</b>
5-ADMINISTRATION	11XX-SALARIES & BENEFITS	400,274,081	390,131,301	390,131,301
	21XX-TRAVEL	262,429,629	250,990,165	221,888,953
	22XX-TRANSPORTION	63,409,111	55,818,131	38,289,980
	23XX-RENT, COMM, UTILITIES	300,843,407	265,233,699	189,685,275
	24XX-PRINT & REPRO	7,196,088	5,849,479	2,198,590
	2501-MISSIONS-FOS	2,873,756,439	2,868,425,317	425,033,490
	25XX-OTHER SERVICES	2,534,377,362	2,109,186,403	1,180,790,187
	26XX-SUPPLIES & MATERIALS	692,126,224	634,973,299	336,834,875
	31XX-EQUIPMENT	230,136,080	190,954,698	161,666,420
	32XX-LAND & STRUCTURES	13,691,691	7,978,951	5,528,490
	4101-URBAN SEARCH & RESCUE	103,811,696	103,439,490	31,215,902
<b>5-ADMINISTRATION Total</b>		<b>7,482,051,808</b>	<b>6,882,980,930</b>	<b>2,983,263,462</b>
<b>Grand Total</b>		<b>35,800,948,788</b>	<b>32,491,778,720</b>	<b>18,749,931,082</b>

**FINANCIAL INFORMATION TOOL**  
**FOR HURRICANE KATRINA, RITA, & WILMA DECLARATIONS ONLY**

**AS OF 05-31-2006**

PROG CODE	STATE NAME	EVENT NAME	DECLARED	ALLOCATIONS	OBLIGATIONS	EXPENDITURES
1602DR	FLORIDA	KATRINA	8/28/2005	192,972,238	188,038,937	118,639,426
1603DR	LOUISIANA	KATRINA	8/29/2005	18,367,381,807	16,513,596,395	10,039,774,671
1604DR	MISSISSIPPI	KATRINA	8/29/2005	8,989,410,548	8,002,464,378	4,010,099,577
1605DR	ALABAMA	KATRINA	8/29/2005	1,397,749,394	1,311,757,217	1,019,654,141
1606DR	TEXAS	RITA	9/24/2005	2,133,168,266	1,955,968,698	1,157,222,368
1607DR	LOUISIANA	RITA	9/24/2005	1,819,628,030	1,717,582,008	865,250,434
1609DR	FLORIDA	WILMA	10/24/2005	2,005,037,772	1,942,262,350	992,441,356
3212EM	LOUISIANA	KATRINA	8/27/2005	8,508,058	8,508,058	722,182
3213EM	MISSISSIPPI	KATRINA	8/28/2005	2,622,585	2,622,585	93,849
3214EM	ALABAMA	KATRINA	8/28/2005	84,454	84,454	52,976
3215EM	ARKANSAS	KATRINA	9/2/2005	53,629,159	53,262,950	43,475,212
3216EM	TEXAS	KATRINA	9/2/2005	536,063,351	531,111,126	394,375,529
3217EM	TENNESSEE	KATRINA	9/5/2005	29,088,363	27,685,333	25,891,972
3218EM	GEORGIA	KATRINA	9/5/2005	20,952,767	16,474,006	9,339,917
3219EM	OKLAHOMA	KATRINA	9/5/2005	14,427,223	11,828,535	8,792,631
3220EM	FLORIDA	KATRINA	9/5/2005	9,202,272	7,848,091	2,210,628
3221EM	WEST VIRGINIA	KATRINA	9/5/2005	444,811	419,345	409,274
3222EM	NORTH CAROLINA	KATRINA	9/5/2005	2,002,261	1,977,901	1,327,280
3223EM	UTAH	KATRINA	9/5/2005	1,414,818	1,395,227	1,379,954
3224EM	COLORADO	KATRINA	9/5/2005	14,245,710	14,095,022	13,395,778
3225EM	MICHIGAN	KATRINA	9/7/2005	2,236,194	1,852,178	896,171
3226EM	DISTRICT OF COLUMBIA	KATRINA	9/7/2005	1,853,371	1,806,618	54,053
3227EM	WASHINGTON	KATRINA	9/7/2005	3,377,116	3,322,699	297,904
3228EM	OREGON	KATRINA	9/7/2005	2,092,300	2,085,339	422,190
3229EM	NEW MEXICO	KATRINA	9/7/2005	2,246,307	912,682	178,398
3230EM	ILLINOIS	KATRINA	9/7/2005	2,651,146	1,310,040	1,149,063
3231EM	KENTUCKY	KATRINA	9/10/2005	4,309,961	4,269,366	1,237,808
3232EM	MISSOURI	KATRINA	9/10/2005	2,675,895	2,504,978	629,529
3233EM	SOUTH CAROLINA	KATRINA	9/10/2005	3,657,004	3,549,938	2,942,115
3234EM	SOUTH DAKOTA	KATRINA	9/10/2005	294,422	273,805	217,573
3235EM	PENNSYLVANIA	KATRINA	9/10/2005	2,894,075	2,867,456	2,013,082
3236EM	KANSAS	KATRINA	9/10/2005	163,387	163,255	154,120
3237EM	ALABAMA	KATRINA	9/10/2005	4,000,000	3,729,488	1,847,382
3238EM	INDIANA	KATRINA	9/10/2005	4,150,856	3,852,210	38,192
3239EM	IOWA	KATRINA	9/10/2005	237,895	228,257	216,863

PROG CODE	STATE NAME	EVENT NAME	DECLARED	ALLOCATIONS	OBLIGATIONS	EXPENDITURES
3240EM	VIRGINIA	KATRINA	9/12/2005	724,010	695,501	437,654
3241EM	ARIZONA	KATRINA	9/12/2005	6,615,858	6,607,271	4,258,057
3242EM	MINNESOTA	KATRINA	9/13/2005	15,024,450	3,582,788	981,368
3243EM	NEVADA	KATRINA	9/13/2005	1,284,759	836,426	721,503
3244EM	IDAHO	KATRINA	9/13/2005	619,837	594,243	133,815
3245EM	NEBRASKA	KATRINA	9/13/2005	211,402	211,402	64,846
3246EM	CONNECTICUT	KATRINA	9/13/2005	1,043,301	389,727	22,287
3247EM	NORTH DAKOTA	KATRINA	9/13/2005	65,732	45,494	20,151
3248EM	CALIFORNIA	KATRINA	9/13/2005	903,320	616,931	581,038
3249EM	WISCONSIN	KATRINA	9/13/2005	3,525,965	2,972,150	861,257
3250EM	OHIO	KATRINA	9/13/2005	2,543,530	2,157,511	1,423,632
3251EM	MARYLAND	KATRINA	9/13/2005	1,743,876	1,470,396	690,700
3252EM	MASSACHUSETTS	KATRINA	9/13/2005	5,573,096	4,694,215	4,615,449
3253EM	MONTANA	KATRINA	9/13/2005	442,856	428,958	145,139
3255EM	RHODE ISLAND	KATRINA	9/19/2005	1,524,708	1,028,204	79,892
3256EM	MAINE	KATRINA	9/19/2005	106,000	53,927	
3257EM	NEW JERSEY	KATRINA	9/19/2005	170,293	164,318	154,761
3258EM	NEW HAMPSHIRE	KATRINA	9/19/2005	106,000	15,887	92
3259EM	FLORIDA	RITA	9/20/2005	10,390,801	10,212,657	5,028,015
3260EM	LOUISIANA	RITA	9/21/2005	275,000	275,000	
3261EM	TEXAS	RITA	9/21/2005	111,479,539	111,392,785	11,542,031
3262EM	NEW YORK	KATRINA	9/30/2005	1,550,796	1,520,651	1,247,647
3263EM	DELAWARE	KATRINA	9/30/2005	149,841	101,351	78,150
<b>Grand Total</b>				<b>35,800,948,788</b>	<b>32,491,778,720</b>	<b>18,749,931,082</b>

**FINANCIAL INFORMATION TOOL**  
**FOR HURRICANE KATRINA, RITA, & WILMA DECLARATIONS ONLY**

**AS OF 05-31-2006**

EVENT NAME	STATE NAME	PROG CODE	DECLARED	ALLOCATIONS	OBLIGATIONS	EXPENDITURES
KATRINA	ALABAMA	1605DR	8/29/2005	1,397,749,394	1,311,757,217	1,019,654,141
		3214EM	8/28/2005	84,454	84,454	52,976
		3237EM	9/10/2005	4,000,000	3,729,488	1,847,382
	ARIZONA	3241EM	9/12/2005	6,615,858	6,607,271	4,258,057
	ARKANSAS	3215EM	9/2/2005	53,629,159	53,262,950	43,475,212
	CALIFORNIA	3248EM	9/13/2005	903,320	616,931	581,038
	COLORADO	3224EM	9/5/2005	14,245,710	14,095,022	13,395,778
	CONNECTICUT	3246EM	9/13/2005	1,043,301	389,727	22,287
	DELAWARE	3263EM	9/30/2005	149,841	101,351	78,150
	DISTRICT OF COLUMBIA	3226EM	9/7/2005	1,853,371	1,806,618	54,053
	FLORIDA	1602DR	8/28/2005	192,972,238	188,038,937	118,639,426
		3220EM	9/5/2005	9,202,272	7,848,091	2,210,628
	GEORGIA	3218EM	9/5/2005	20,952,767	16,474,006	9,339,917
	IDAHO	3244EM	9/13/2005	619,837	594,243	133,815
	ILLINOIS	3230EM	9/7/2005	2,651,146	1,310,040	1,149,063
	INDIANA	3238EM	9/10/2005	4,150,856	3,852,210	38,192
	IOWA	3239EM	9/10/2005	237,895	228,257	216,863
	KANSAS	3236EM	9/10/2005	163,387	163,255	154,120
	KENTUCKY	3231EM	9/10/2005	4,309,961	4,269,366	1,237,808
	LOUISIANA	1603DR	8/29/2005	18,367,381,807	16,513,596,395	10,039,774,671
		3212EM	8/27/2005	8,508,058	8,508,058	722,182
	MAINE	3256EM	9/19/2005	106,000	53,927	
	MARYLAND	3251EM	9/13/2005	1,743,876	1,470,396	690,700
	MASSACHUSETTS	3252EM	9/13/2005	5,573,096	4,694,215	4,615,449
	MICHIGAN	3225EM	9/7/2005	2,236,194	1,852,178	896,171
	MINNESOTA	3242EM	9/13/2005	15,024,450	3,582,788	981,368
	MISSISSIPPI	1604DR	8/29/2005	8,989,410,548	8,002,464,378	4,010,099,577
		3213EM	8/28/2005	2,622,585	2,622,585	93,849
	MISSOURI	3232EM	9/10/2005	2,675,895	2,504,978	629,529
	MONTANA	3253EM	9/13/2005	442,856	428,958	145,139
	NEBRASKA	3245EM	9/13/2005	211,402	211,402	64,846
	NEVADA	3243EM	9/13/2005	1,284,759	836,426	721,503
	NEW HAMPSHIRE	3258EM	9/19/2005	106,000	15,887	92
	NEW JERSEY	3257EM	9/19/2005	170,293	164,318	154,761
	NEW MEXICO	3229EM	9/7/2005	2,246,307	912,682	178,398
	NEW YORK	3262EM	9/30/2005	1,550,796	1,520,651	1,247,647
	NORTH CAROLINA	3222EM	9/5/2005	2,002,261	1,977,901	1,327,280
	NORTH DAKOTA	3247EM	9/13/2005	65,732	45,494	20,151
	OHIO	3250EM	9/13/2005	2,543,530	2,157,511	1,423,632
	OKLAHOMA	3219EM	9/5/2005	14,427,223	11,828,535	8,792,631
	OREGON	3228EM	9/7/2005	2,092,300	2,085,339	422,190
	PENNSYLVANIA	3235EM	9/10/2005	2,894,075	2,867,456	2,013,082

EVENT NAME	STATE NAME	PROG CODE	DECLARED	ALLOCATIONS	OBLIGATIONS	EXPENDITURES
	RHODE ISLAND	3255EM	9/19/2005	1,524,708	1,028,204	79,892
	SOUTH CAROLINA	3233EM	9/10/2005	3,657,004	3,549,938	2,942,115
	SOUTH DAKOTA	3234EM	9/10/2005	294,422	273,805	217,573
	TENNESSEE	3217EM	9/5/2005	29,088,363	27,685,333	25,891,972
	TEXAS	3216EM	9/2/2005	536,063,351	531,111,126	394,375,529
	UTAH	3223EM	9/5/2005	1,414,818	1,395,227	1,379,954
	VIRGINIA	3240EM	9/12/2005	724,010	695,501	437,654
	WASHINGTON	3227EM	9/7/2005	3,377,116	3,322,699	297,904
	WEST VIRGINIA	3221EM	9/5/2005	444,811	419,345	409,274
	WISCONSIN	3249EM	9/13/2005	3,525,965	2,972,150	861,257
<b>KATRINA Total</b>				<b>29,720,969,380</b>	<b>26,754,085,222</b>	<b>15,718,446,878</b>
RITA	FLORIDA	3259EM	9/20/2005	10,390,801	10,212,657	5,028,015
	LOUISIANA	1607DR	9/24/2005	1,819,628,030	1,717,582,008	865,250,434
		3260EM	9/21/2005	275,000	275,000	
	TEXAS	1606DR	9/24/2005	2,133,168,266	1,955,968,698	1,157,222,368
		3261EM	9/21/2005	111,479,539	111,392,785	11,542,031
<b>RITA Total</b>				<b>4,074,941,636</b>	<b>3,795,431,148</b>	<b>2,039,042,848</b>
WILMA	FLORIDA	1609DR	10/24/2005	2,005,037,772	1,942,262,350	992,441,356
<b>WILMA Total</b>				<b>2,005,037,772</b>	<b>1,942,262,350</b>	<b>992,441,356</b>
<b>Grand Total</b>				<b>35,800,948,788</b>	<b>32,491,778,720</b>	<b>18,749,931,082</b>

**FINANCIAL INFORMATION TOOL**  
**FOR HURRICANE KATRINA, RITA, & WILMA DECLARATIONS ONLY**

**AS OF 05-31-2006**

STATE NAME	EVENT NAME	PROG CODE	DECLARED	ALLOCATIONS	OBLIGATIONS	EXPENDITURES
ALABAMA	KATRINA	1605DR	8/29/2005	1,397,749,394	1,311,757,217	1,019,654,141
		3214EM	8/28/2005	84,454	84,454	52,976
		3237EM	9/10/2005	4,000,000	3,729,488	1,847,382
<b>ALABAMA Total</b>				<b>1,401,833,848</b>	<b>1,315,571,160</b>	<b>1,021,554,499</b>
ARIZONA	KATRINA	3241EM	9/12/2005	6,615,858	6,607,271	4,258,057
<b>ARIZONA Total</b>				<b>6,615,858</b>	<b>6,607,271</b>	<b>4,258,057</b>
ARKANSAS	KATRINA	3215EM	9/2/2005	53,629,159	53,262,950	43,475,212
<b>ARKANSAS Total</b>				<b>53,629,159</b>	<b>53,262,950</b>	<b>43,475,212</b>
CALIFORNIA	KATRINA	3248EM	9/13/2005	903,320	616,931	581,038
<b>CALIFORNIA Total</b>				<b>903,320</b>	<b>616,931</b>	<b>581,038</b>
COLORADO	KATRINA	3224EM	9/5/2005	14,245,710	14,095,022	13,395,778
<b>COLORADO Total</b>				<b>14,245,710</b>	<b>14,095,022</b>	<b>13,395,778</b>
CONNECTICUT	KATRINA	3246EM	9/13/2005	1,043,301	389,727	22,287
<b>CONNECTICUT Total</b>				<b>1,043,301</b>	<b>389,727</b>	<b>22,287</b>
DELAWARE	KATRINA	3263EM	9/30/2005	149,841	101,351	78,150
<b>DELAWARE Total</b>				<b>149,841</b>	<b>101,351</b>	<b>78,150</b>
DISTRICT OF COLUMBIA	KATRINA	3226EM	9/7/2005	1,853,371	1,806,618	54,053
<b>DISTRICT OF COLUMBIA Total</b>				<b>1,853,371</b>	<b>1,806,618</b>	<b>54,053</b>
FLORIDA	KATRINA	1602DR	8/28/2005	192,972,238	188,038,937	118,639,426
		3220EM	9/5/2005	9,202,272	7,848,091	2,210,628
	RITA	3259EM	9/20/2005	10,390,801	10,212,657	5,028,015
	WILMA	1609DR	10/24/2005	2,005,037,772	1,942,262,350	992,441,356
<b>FLORIDA Total</b>				<b>2,217,603,082</b>	<b>2,148,362,035</b>	<b>1,118,319,424</b>
GEORGIA	KATRINA	3218EM	9/5/2005	20,952,767	16,474,006	9,339,917
<b>GEORGIA Total</b>				<b>20,952,767</b>	<b>16,474,006</b>	<b>9,339,917</b>
IDAHO	KATRINA	3244EM	9/13/2005	619,837	594,243	133,815
<b>IDAHO Total</b>				<b>619,837</b>	<b>594,243</b>	<b>133,815</b>
ILLINOIS	KATRINA	3230EM	9/7/2005	2,651,146	1,310,040	1,149,063
<b>ILLINOIS Total</b>				<b>2,651,146</b>	<b>1,310,040</b>	<b>1,149,063</b>
INDIANA	KATRINA	3238EM	9/10/2005	4,150,856	3,852,210	38,192
<b>INDIANA Total</b>				<b>4,150,856</b>	<b>3,852,210</b>	<b>38,192</b>
IOWA	KATRINA	3239EM	9/10/2005	237,895	228,257	216,863
<b>IOWA Total</b>				<b>237,895</b>	<b>228,257</b>	<b>216,863</b>
KANSAS	KATRINA	3236EM	9/10/2005	163,387	163,255	154,120
<b>KANSAS Total</b>				<b>163,387</b>	<b>163,255</b>	<b>154,120</b>
KENTUCKY	KATRINA	3231EM	9/10/2005	4,309,961	4,269,366	1,237,808
<b>KENTUCKY Total</b>				<b>4,309,961</b>	<b>4,269,366</b>	<b>1,237,808</b>
LOUISIANA	KATRINA	1603DR	8/29/2005	18,367,381,807	16,513,596,395	10,039,774,671
		3212EM	8/27/2005	8,508,058	8,508,058	722,182
	RITA	1607DR	9/24/2005	1,819,628,030	1,717,582,008	865,250,434
	3260EM	9/21/2005	275,000	275,000		

STATE NAME	EVENT NAME	PROG CODE	DECLARED	ALLOCATIONS	OBLIGATIONS	EXPENDITURES
<b>LOUISIANA Total</b>				<b>20,195,792,896</b>	<b>18,239,961,461</b>	<b>10,905,747,286</b>
MAINE	KATRINA	3256EM	9/19/2005	106,000	53,927	
<b>MAINE Total</b>				<b>106,000</b>	<b>53,927</b>	
MARYLAND	KATRINA	3251EM	9/13/2005	1,743,876	1,470,396	690,700
<b>MARYLAND Total</b>				<b>1,743,876</b>	<b>1,470,396</b>	<b>690,700</b>
MASSACHUSETTS	KATRINA	3252EM	9/13/2005	5,573,096	4,694,215	4,615,449
<b>MASSACHUSETTS Total</b>				<b>5,573,096</b>	<b>4,694,215</b>	<b>4,615,449</b>
MICHIGAN	KATRINA	3225EM	9/7/2005	2,236,194	1,852,178	896,171
<b>MICHIGAN Total</b>				<b>2,236,194</b>	<b>1,852,178</b>	<b>896,171</b>
MINNESOTA	KATRINA	3242EM	9/13/2005	15,024,450	3,582,788	981,368
<b>MINNESOTA Total</b>				<b>15,024,450</b>	<b>3,582,788</b>	<b>981,368</b>
MISSISSIPPI	KATRINA	1604DR	8/29/2005	8,989,410,548	8,002,464,378	4,010,099,577
		3213EM	8/28/2005	2,622,585	2,622,585	93,849
<b>MISSISSIPPI Total</b>				<b>8,992,033,133</b>	<b>8,005,086,963</b>	<b>4,010,193,426</b>
MISSOURI	KATRINA	3232EM	9/10/2005	2,675,895	2,504,978	629,529
<b>MISSOURI Total</b>				<b>2,675,895</b>	<b>2,504,978</b>	<b>629,529</b>
MONTANA	KATRINA	3253EM	9/13/2005	442,856	428,958	145,139
<b>MONTANA Total</b>				<b>442,856</b>	<b>428,958</b>	<b>145,139</b>
NEBRASKA	KATRINA	3245EM	9/13/2005	211,402	211,402	64,846
<b>NEBRASKA Total</b>				<b>211,402</b>	<b>211,402</b>	<b>64,846</b>
NEVADA	KATRINA	3243EM	9/13/2005	1,284,759	836,426	721,503
<b>NEVADA Total</b>				<b>1,284,759</b>	<b>836,426</b>	<b>721,503</b>
NEW HAMPSHIRE	KATRINA	3258EM	9/19/2005	106,000	15,887	92
<b>NEW HAMPSHIRE Total</b>				<b>106,000</b>	<b>15,887</b>	<b>92</b>
NEW JERSEY	KATRINA	3257EM	9/19/2005	170,293	164,318	154,761
<b>NEW JERSEY Total</b>				<b>170,293</b>	<b>164,318</b>	<b>154,761</b>
NEW MEXICO	KATRINA	3229EM	9/7/2005	2,246,307	912,682	178,398
<b>NEW MEXICO Total</b>				<b>2,246,307</b>	<b>912,682</b>	<b>178,398</b>
NEW YORK	KATRINA	3262EM	9/30/2005	1,550,796	1,520,651	1,247,647
<b>NEW YORK Total</b>				<b>1,550,796</b>	<b>1,520,651</b>	<b>1,247,647</b>
NORTH CAROLINA	KATRINA	3222EM	9/5/2005	2,002,261	1,977,901	1,327,280
<b>NORTH CAROLINA Total</b>				<b>2,002,261</b>	<b>1,977,901</b>	<b>1,327,280</b>
NORTH DAKOTA	KATRINA	3247EM	9/13/2005	65,732	45,494	20,151
<b>NORTH DAKOTA Total</b>				<b>65,732</b>	<b>45,494</b>	<b>20,151</b>
OHIO	KATRINA	3250EM	9/13/2005	2,543,530	2,157,511	1,423,632
<b>OHIO Total</b>				<b>2,543,530</b>	<b>2,157,511</b>	<b>1,423,632</b>
OKLAHOMA	KATRINA	3219EM	9/5/2005	14,427,223	11,828,535	8,792,631
<b>OKLAHOMA Total</b>				<b>14,427,223</b>	<b>11,828,535</b>	<b>8,792,631</b>
OREGON	KATRINA	3228EM	9/7/2005	2,092,300	2,085,339	422,190
<b>OREGON Total</b>				<b>2,092,300</b>	<b>2,085,339</b>	<b>422,190</b>
PENNSYLVANIA	KATRINA	3235EM	9/10/2005	2,894,075	2,867,456	2,013,082
<b>PENNSYLVANIA Total</b>				<b>2,894,075</b>	<b>2,867,456</b>	<b>2,013,082</b>
RHODE ISLAND	KATRINA	3255EM	9/19/2005	1,524,708	1,028,204	79,892
<b>RHODE ISLAND Total</b>				<b>1,524,708</b>	<b>1,028,204</b>	<b>79,892</b>
SOUTH CAROLINA	KATRINA	3233EM	9/10/2005	3,657,004	3,549,938	2,942,115
<b>SOUTH CAROLINA Total</b>				<b>3,657,004</b>	<b>3,549,938</b>	<b>2,942,115</b>
SOUTH DAKOTA	KATRINA	3234EM	9/10/2005	294,422	273,805	217,573

STATE NAME	EVENT NAME	PROG CODE	DECLARED	ALLOCATIONS	OBLIGATIONS	EXPENDITURES
<b>SOUTH DAKOTA Total</b>				<b>294,422</b>	<b>273,805</b>	<b>217,573</b>
TENNESSEE	KATRINA	3217EM	9/5/2005	29,088,363	27,685,333	25,891,972
<b>TENNESSEE Total</b>				<b>29,088,363</b>	<b>27,685,333</b>	<b>25,891,972</b>
TEXAS	KATRINA	3216EM	9/2/2005	536,063,351	531,111,126	394,375,529
	RITA	1606DR	9/24/2005	2,133,168,266	1,955,968,698	1,157,222,368
		3261EM	9/21/2005	111,479,539	111,392,785	11,542,031
<b>TEXAS Total</b>				<b>2,780,711,156</b>	<b>2,598,472,609</b>	<b>1,563,139,928</b>
UTAH	KATRINA	3223EM	9/5/2005	1,414,818	1,395,227	1,379,954
<b>UTAH Total</b>				<b>1,414,818</b>	<b>1,395,227</b>	<b>1,379,954</b>
VIRGINIA	KATRINA	3240EM	9/12/2005	724,010	695,501	437,654
<b>VIRGINIA Total</b>				<b>724,010</b>	<b>695,501</b>	<b>437,654</b>
WASHINGTON	KATRINA	3227EM	9/7/2005	3,377,116	3,322,699	297,904
<b>WASHINGTON Total</b>				<b>3,377,116</b>	<b>3,322,699</b>	<b>297,904</b>
WEST VIRGINIA	KATRINA	3221EM	9/5/2005	444,811	419,345	409,274
<b>WEST VIRGINIA Total</b>				<b>444,811</b>	<b>419,345</b>	<b>409,274</b>
WISCONSIN	KATRINA	3249EM	9/13/2005	3,525,965	2,972,150	861,257
<b>WISCONSIN Total</b>				<b>3,525,965</b>	<b>2,972,150</b>	<b>861,257</b>
<b>Grand Total</b>				<b>35,800,948,788</b>	<b>32,491,778,720</b>	<b>18,749,931,082</b>



**FINANCIAL INFORMATION TOOL**  
**FOR HURRICANE KATRINA, RITA, & WILMA DECLARATIONS ONLY**

**AS OF 05-31-2006**

PROG CODE	STATE NAME	EVENT NAME	DECLARED	PROGRAM AREA	ALLOCATIONS	OBLIGATIONS	EXPENDITURES
1602DR	FLORIDA	KATRINA	8/28/2005	2-INFRASTRUCTURE	160,558,474	160,465,899	106,621,161
				4-OPERATIONS	10,000	10,000	
				5-ADMINISTRATION	32,403,764	27,563,038	12,018,265
<b>1602DR Total</b>					<b>192,972,238</b>	<b>188,038,937</b>	<b>118,639,426</b>
1603DR	LOUISIANA	KATRINA	8/29/2005	1-HUMAN SERVICES	9,707,832,225	8,234,467,334	7,418,208,288
				2-INFRASTRUCTURE	2,622,931,247	2,572,639,598	1,074,928,484
				3-MITIGATION	13,702,216	9,017,699	3,500,287
				4-OPERATIONS	2,977,685,001	2,977,291,306	236,915,085
				5-ADMINISTRATION	3,045,231,119	2,720,180,457	1,306,222,527
<b>1603DR Total</b>					<b>18,367,381,807</b>	<b>16,513,596,395</b>	<b>10,039,774,671</b>
1604DR	MISSISSIPPI	KATRINA	8/29/2005	1-HUMAN SERVICES	3,278,780,365	2,396,741,932	2,170,928,483
				2-INFRASTRUCTURE	1,315,422,615	1,312,086,432	602,095,633
				3-MITIGATION	21,232,743	10,957,690	2,229,654
				4-OPERATIONS	1,711,212,910	1,710,269,909	168,371,069
				5-ADMINISTRATION	2,662,761,915	2,572,408,415	1,066,474,739
<b>1604DR Total</b>					<b>8,989,410,548</b>	<b>8,002,464,378</b>	<b>4,010,099,577</b>
1605DR	ALABAMA	KATRINA	8/29/2005	1-HUMAN SERVICES	902,059,648	840,941,957	790,751,548
				2-INFRASTRUCTURE	100,426,362	98,851,430	70,516,135
				3-MITIGATION	10,479,386	2,449,984	779,493
				4-OPERATIONS	181,500,000	181,500,000	51,889,953
				5-ADMINISTRATION	203,283,998	188,013,846	105,717,013
<b>1605DR Total</b>					<b>1,397,749,394</b>	<b>1,311,757,217</b>	<b>1,019,654,141</b>
1606DR	TEXAS	RITA	9/24/2005	1-HUMAN SERVICES	964,249,438	880,763,706	703,038,043
				2-INFRASTRUCTURE	296,993,900	293,137,919	206,790,467
				3-MITIGATION	14,545,312	6,301,345	639,419
				4-OPERATIONS	238,200,000	235,517,600	13,846,798
				5-ADMINISTRATION	619,179,616	540,248,128	232,907,640
<b>1606DR Total</b>					<b>2,133,168,266</b>	<b>1,955,968,698</b>	<b>1,157,222,368</b>
1607DR	LOUISIANA	RITA	9/24/2005	1-HUMAN SERVICES	599,012,094	550,515,464	536,901,466
				2-INFRASTRUCTURE	271,064,097	269,515,199	114,522,880
				3-MITIGATION	5,278,527	4,533,487	2,030,504
				4-OPERATIONS	520,636,000	515,136,000	56,334,918
				5-ADMINISTRATION	423,637,313	377,881,857	155,460,666
<b>1607DR Total</b>					<b>1,819,628,030</b>	<b>1,717,582,008</b>	<b>865,250,434</b>
1609DR	FLORIDA	WILMA	10/24/2005	1-HUMAN SERVICES	491,757,481	478,270,005	402,453,964
				2-INFRASTRUCTURE	928,176,700	913,925,688	508,275,804
				3-MITIGATION	1,000,000	899,797	340,728
				4-OPERATIONS	234,028,384	234,028,384	1,237,036
				5-ADMINISTRATION	350,075,207	315,138,476	80,133,824
<b>1609DR Total</b>					<b>2,005,037,772</b>	<b>1,942,262,350</b>	<b>992,441,356</b>
3212EM	LOUISIANA	KATRINA	8/27/2005	2-INFRASTRUCTURE			
				4-OPERATIONS	1,500,000	1,500,000	
				5-ADMINISTRATION	7,008,058	7,008,058	722,182
<b>3212EM Total</b>					<b>8,508,058</b>	<b>8,508,058</b>	<b>722,182</b>
3213EM	MISSISSIPPI	KATRINA	8/28/2005	2-INFRASTRUCTURE			
				4-OPERATIONS			
				5-ADMINISTRATION	2,622,585	2,622,585	93,849
<b>3213EM Total</b>					<b>2,622,585</b>	<b>2,622,585</b>	<b>93,849</b>

PROG CODE	STATE NAME	EVENT NAME	DECLARED	PROGRAM AREA	ALLOCATIONS	OBLIGATIONS	EXPENDITURES
3214EM	ALABAMA	KATRINA	8/28/2005	2-INFRASTRUCTURE 4-OPERATIONS 5-ADMINISTRATION			
					84,454	84,454	52,976
<b>3214EM Total</b>					<b>84,454</b>	<b>84,454</b>	<b>52,976</b>
3215EM	ARKANSAS	KATRINA	9/2/2005	2-INFRASTRUCTURE 4-OPERATIONS 5-ADMINISTRATION	45,783,900	45,607,447	40,092,900
					3,500,000	3,500,000	
					4,345,259	4,155,503	3,382,312
<b>3215EM Total</b>					<b>53,629,159</b>	<b>53,262,950</b>	<b>43,475,212</b>
3216EM	TEXAS	KATRINA	9/2/2005	2-INFRASTRUCTURE 4-OPERATIONS 5-ADMINISTRATION	477,300,699	474,968,322	383,850,993
					37,740,000	37,740,000	1,333,336
					21,022,652	18,402,804	9,191,201
<b>3216EM Total</b>					<b>536,063,351</b>	<b>531,111,126</b>	<b>394,375,529</b>
3217EM	TENNESSEE	KATRINA	9/5/2005	2-INFRASTRUCTURE 4-OPERATIONS 5-ADMINISTRATION	29,000,000	27,596,970	25,810,609
					5,000	5,000	
					83,363	83,363	81,363
<b>3217EM Total</b>					<b>29,088,363</b>	<b>27,685,333</b>	<b>25,891,972</b>
3218EM	GEORGIA	KATRINA	9/5/2005	2-INFRASTRUCTURE 5-ADMINISTRATION	20,900,000	16,421,239	9,339,150
					52,767	52,767	767
<b>3218EM Total</b>					<b>20,952,767</b>	<b>16,474,006</b>	<b>9,339,917</b>
3219EM	OKLAHOMA	KATRINA	9/5/2005	2-INFRASTRUCTURE 5-ADMINISTRATION	14,250,313	11,666,597	8,643,297
					176,910	161,938	149,334
<b>3219EM Total</b>					<b>14,427,223</b>	<b>11,828,535</b>	<b>8,792,631</b>
3220EM	FLORIDA	KATRINA	9/5/2005	2-INFRASTRUCTURE 5-ADMINISTRATION	9,200,000	7,845,819	2,208,356
					2,272	2,272	2,272
<b>3220EM Total</b>					<b>9,202,272</b>	<b>7,848,091</b>	<b>2,210,628</b>
3221EM	WEST VIRGINIA	KATRINA	9/5/2005	2-INFRASTRUCTURE 5-ADMINISTRATION	321,000	315,855	305,784
					123,811	103,490	103,490
<b>3221EM Total</b>					<b>444,811</b>	<b>419,345</b>	<b>409,274</b>
3222EM	NORTH CAROLINA	KATRINA	9/5/2005	2-INFRASTRUCTURE 5-ADMINISTRATION	2,000,000	1,975,640	1,327,019
					2,261	2,261	261
<b>3222EM Total</b>					<b>2,002,261</b>	<b>1,977,901</b>	<b>1,327,280</b>
3223EM	UTAH	KATRINA	9/5/2005	2-INFRASTRUCTURE 4-OPERATIONS 5-ADMINISTRATION	1,333,020	1,333,020	1,333,020
					81,798	62,207	46,935
<b>3223EM Total</b>					<b>1,414,818</b>	<b>1,395,227</b>	<b>1,379,954</b>
3224EM	COLORADO	KATRINA	9/5/2005	2-INFRASTRUCTURE 4-OPERATIONS 5-ADMINISTRATION	13,597,030	13,597,030	12,924,337
					648,680	497,993	471,441
<b>3224EM Total</b>					<b>14,245,710</b>	<b>14,095,022</b>	<b>13,395,778</b>
3225EM	MICHIGAN	KATRINA	9/7/2005	2-INFRASTRUCTURE 5-ADMINISTRATION	1,700,000	1,524,067	605,662
					536,194	328,111	290,508
<b>3225EM Total</b>					<b>2,236,194</b>	<b>1,852,178</b>	<b>896,171</b>
3226EM	DISTRICT OF COLUMBIA	KATRINA	9/7/2005	2-INFRASTRUCTURE 5-ADMINISTRATION	1,752,568	1,752,566	
					100,803	54,053	54,053
<b>3226EM Total</b>					<b>1,853,371</b>	<b>1,806,618</b>	<b>54,053</b>
3227EM	WASHINGTON	KATRINA	9/7/2005	2-INFRASTRUCTURE 5-ADMINISTRATION	2,990,770	2,990,769	
					386,346	331,930	297,904
<b>3227EM Total</b>					<b>3,377,116</b>	<b>3,322,699</b>	<b>297,904</b>
3228EM	OREGON	KATRINA	9/7/2005	2-INFRASTRUCTURE 5-ADMINISTRATION	2,047,247	2,047,243	390,674
					45,053	38,096	31,516
<b>3228EM Total</b>					<b>2,092,300</b>	<b>2,085,339</b>	<b>422,190</b>
3229EM	NEW MEXICO	KATRINA	9/7/2005	2-INFRASTRUCTURE 5-ADMINISTRATION	2,139,800	842,550	112,036
					106,507	70,132	66,361
<b>3229EM Total</b>					<b>2,246,307</b>	<b>912,682</b>	<b>178,398</b>

PROG CODE	STATE NAME	EVENT NAME	DECLARED	PROGRAM AREA	ALLOCATIONS	OBLIGATIONS	EXPENDITURES
3230EM	ILLINOIS	KATRINA	9/7/2005	2-INFRASTRUCTURE	2,418,578	1,104,288	988,218
				5-ADMINISTRATION	232,568	205,753	160,845
<b>3230EM Total</b>					<b>2,651,146</b>	<b>1,310,040</b>	<b>1,149,063</b>
3231EM	KENTUCKY	KATRINA	9/10/2005	2-INFRASTRUCTURE	4,300,000	4,259,405	1,229,847
				5-ADMINISTRATION	9,961	9,961	7,961
<b>3231EM Total</b>					<b>4,309,961</b>	<b>4,269,366</b>	<b>1,237,808</b>
3232EM	MISSOURI	KATRINA	9/10/2005	2-INFRASTRUCTURE	2,005,000	1,899,250	33,600
				5-ADMINISTRATION	670,895	605,729	595,929
<b>3232EM Total</b>					<b>2,675,895</b>	<b>2,504,978</b>	<b>629,529</b>
3233EM	SOUTH CAROLINA	KATRINA	9/10/2005	2-INFRASTRUCTURE	3,614,915	3,507,849	2,902,025
				5-ADMINISTRATION	42,089	42,089	40,089
<b>3233EM Total</b>					<b>3,657,004</b>	<b>3,549,938</b>	<b>2,942,115</b>
3234EM	SOUTH DAKOTA	KATRINA	9/10/2005	2-INFRASTRUCTURE	261,722	261,676	207,222
				5-ADMINISTRATION	32,700	12,130	10,352
<b>3234EM Total</b>					<b>294,422</b>	<b>273,805</b>	<b>217,573</b>
3235EM	PENNSYLVANIA	KATRINA	9/10/2005	2-INFRASTRUCTURE	2,639,000	2,626,484	1,780,214
				5-ADMINISTRATION	255,075	240,972	232,868
<b>3235EM Total</b>					<b>2,894,075</b>	<b>2,867,456</b>	<b>2,013,082</b>
3236EM	KANSAS	KATRINA	9/10/2005	2-INFRASTRUCTURE	163,200	163,069	153,933
				5-ADMINISTRATION	187	187	187
<b>3236EM Total</b>					<b>163,387</b>	<b>163,255</b>	<b>154,120</b>
3237EM	ALABAMA	KATRINA	9/10/2005	2-INFRASTRUCTURE	3,000,000	2,729,488	1,847,382
				4-OPERATIONS	1,000,000	1,000,000	
				5-ADMINISTRATION			
<b>3237EM Total</b>					<b>4,000,000</b>	<b>3,729,488</b>	<b>1,847,382</b>
3238EM	INDIANA	KATRINA	9/10/2005	2-INFRASTRUCTURE	4,127,992	3,850,268	36,250
				5-ADMINISTRATION	22,864	1,942	1,942
<b>3238EM Total</b>					<b>4,150,856</b>	<b>3,852,210</b>	<b>38,192</b>
3239EM	IOWA	KATRINA	9/10/2005	2-INFRASTRUCTURE	222,618	222,618	211,224
				5-ADMINISTRATION	15,278	5,639	5,639
<b>3239EM Total</b>					<b>237,895</b>	<b>228,257</b>	<b>216,863</b>
3240EM	VIRGINIA	KATRINA	9/12/2005	2-INFRASTRUCTURE	593,100	592,846	334,999
				5-ADMINISTRATION	130,910	102,655	102,655
<b>3240EM Total</b>					<b>724,010</b>	<b>695,501</b>	<b>437,654</b>
3241EM	ARIZONA	KATRINA	9/12/2005	2-INFRASTRUCTURE	4,385,030	4,385,020	4,048,305
				5-ADMINISTRATION	2,230,828	2,222,252	209,752
<b>3241EM Total</b>					<b>6,615,858</b>	<b>6,607,271</b>	<b>4,258,057</b>
3242EM	MINNESOTA	KATRINA	9/13/2005	2-INFRASTRUCTURE	15,000,000	3,582,788	981,368
				5-ADMINISTRATION	24,450		
<b>3242EM Total</b>					<b>15,024,450</b>	<b>3,582,788</b>	<b>981,368</b>
3243EM	NEVADA	KATRINA	9/13/2005	2-INFRASTRUCTURE	1,000,000	568,297	466,728
				5-ADMINISTRATION	284,759	268,129	254,775
<b>3243EM Total</b>					<b>1,284,759</b>	<b>836,426</b>	<b>721,503</b>
3244EM	IDAHO	KATRINA	9/13/2005	2-INFRASTRUCTURE	584,137	584,134	123,956
				5-ADMINISTRATION	35,700	10,108	9,860
<b>3244EM Total</b>					<b>619,837</b>	<b>594,243</b>	<b>133,815</b>
3245EM	NEBRASKA	KATRINA	9/13/2005	2-INFRASTRUCTURE	210,100	210,100	63,544
				5-ADMINISTRATION	1,302	1,302	1,302
<b>3245EM Total</b>					<b>211,402</b>	<b>211,402</b>	<b>64,846</b>
3246EM	CONNECTICUT	KATRINA	9/13/2005	2-INFRASTRUCTURE	1,000,000	353,722	
				5-ADMINISTRATION	43,301	36,005	22,287
<b>3246EM Total</b>					<b>1,043,301</b>	<b>389,727</b>	<b>22,287</b>
3247EM	NORTH DAKOTA	KATRINA	9/13/2005	2-INFRASTRUCTURE	23,747	23,747	
				5-ADMINISTRATION	41,985	21,747	20,151

PROG CODE	STATE NAME	EVENT NAME	DECLARED	PROGRAM AREA	ALLOCATIONS	OBLIGATIONS	EXPENDITURES
<b>3247EM Total</b>					<b>65,732</b>	<b>45,494</b>	<b>20,151</b>
3248EM	CALIFORNIA	KATRINA	9/13/2005	2-INFRASTRUCTURE	200,000		
				5-ADMINISTRATION	703,320	616,931	581,038
<b>3248EM Total</b>					<b>903,320</b>	<b>616,931</b>	<b>581,038</b>
3249EM	WISCONSIN	KATRINA	9/13/2005	2-INFRASTRUCTURE	3,501,228	2,970,925	860,032
				5-ADMINISTRATION	24,737	1,225	1,225
<b>3249EM Total</b>					<b>3,525,965</b>	<b>2,972,150</b>	<b>861,257</b>
3250EM	OHIO	KATRINA	9/13/2005	2-INFRASTRUCTURE	2,518,180	2,157,511	1,423,632
				5-ADMINISTRATION	25,350		
<b>3250EM Total</b>					<b>2,543,530</b>	<b>2,157,511</b>	<b>1,423,632</b>
3251EM	MARYLAND	KATRINA	9/13/2005	2-INFRASTRUCTURE	1,637,550	1,387,550	607,854
				5-ADMINISTRATION	106,326	82,847	82,847
<b>3251EM Total</b>					<b>1,743,876</b>	<b>1,470,396</b>	<b>690,700</b>
3252EM	MASSACHUSETTS	KATRINA	9/13/2005	2-INFRASTRUCTURE	5,250,000	4,388,139	4,332,716
				5-ADMINISTRATION	323,096	306,075	282,733
<b>3252EM Total</b>					<b>5,573,096</b>	<b>4,694,215</b>	<b>4,615,449</b>
3253EM	MONTANA	KATRINA	9/13/2005	2-INFRASTRUCTURE	400,000	397,372	115,492
				5-ADMINISTRATION	42,856	31,586	29,647
<b>3253EM Total</b>					<b>442,856</b>	<b>428,958</b>	<b>145,139</b>
3255EM	RHODE ISLAND	KATRINA	9/19/2005	2-INFRASTRUCTURE	1,500,000	1,008,050	65,614
				5-ADMINISTRATION	24,708	20,153	14,278
<b>3255EM Total</b>					<b>1,524,708</b>	<b>1,028,204</b>	<b>79,892</b>
3256EM	MAINE	KATRINA	9/19/2005	2-INFRASTRUCTURE	100,000	47,927	
				5-ADMINISTRATION	6,000	6,000	
<b>3256EM Total</b>					<b>106,000</b>	<b>53,927</b>	
3257EM	NEW JERSEY	KATRINA	9/19/2005	2-INFRASTRUCTURE	120,026	120,026	116,692
				5-ADMINISTRATION	50,267	44,292	38,069
<b>3257EM Total</b>					<b>170,293</b>	<b>164,318</b>	<b>154,761</b>
3258EM	NEW HAMPSHIRE	KATRINA	9/19/2005	2-INFRASTRUCTURE	100,000	9,887	
				5-ADMINISTRATION	6,000	6,000	92
<b>3258EM Total</b>					<b>106,000</b>	<b>15,887</b>	<b>92</b>
3259EM	FLORIDA	RITA	9/20/2005	2-INFRASTRUCTURE	9,100,000	8,921,857	4,958,756
				4-OPERATIONS	10,000	10,000	
				5-ADMINISTRATION	1,280,801	1,280,801	69,260
<b>3259EM Total</b>					<b>10,390,801</b>	<b>10,212,657</b>	<b>5,028,015</b>
3260EM	LOUISIANA	RITA	9/21/2005	2-INFRASTRUCTURE			
				4-OPERATIONS	100,000	100,000	
				5-ADMINISTRATION	175,000	175,000	
<b>3260EM Total</b>					<b>275,000</b>	<b>275,000</b>	
3261EM	TEXAS	RITA	9/21/2005	2-INFRASTRUCTURE	5,615,000	5,528,246	5,283,816
				4-OPERATIONS	5,000,000	5,000,000	
				5-ADMINISTRATION	100,864,539	100,864,539	6,258,215
<b>3261EM Total</b>					<b>111,479,539</b>	<b>111,392,785</b>	<b>11,542,031</b>
3262EM	NEW YORK	KATRINA	9/30/2005	2-INFRASTRUCTURE	1,258,446	1,258,446	992,025
				5-ADMINISTRATION	292,350	262,205	255,622
<b>3262EM Total</b>					<b>1,550,796</b>	<b>1,520,651</b>	<b>1,247,647</b>
3263EM	DELAWARE	KATRINA	9/30/2005	2-INFRASTRUCTURE	100,941	100,908	77,707
				5-ADMINISTRATION	48,900	443	443
<b>3263EM Total</b>					<b>149,841</b>	<b>101,351</b>	<b>78,150</b>
<b>Grand Total</b>					<b>35,800,948,788</b>	<b>32,491,778,720</b>	<b>18,749,931,082</b>

**FINANCIAL INFORMATION TOOL  
FOR HURRICANE KATRINA, RITA, & WILMA DECLARATIONS ONLY  
AS OF 05-31-2006**

PROG CODE	STATE NAME	EVENT NAME	DECLARED	PROGRAM AREA	PROGRAM NAME	ALLOCATIONS	OBLIGATIONS	EXPENDITURES					
1602DR	FLORIDA	KATRINA	8/28/2005	2-INFRASTRUCTURE	2594-INSPECTIONS	7,922,400	8,184,400	6,813,782					
					416X-PUBLIC ASSISTANCE	152,636,074	152,281,499	99,807,379					
				<b>2-INFRASTRUCTURE Total</b>						<b>160,558,474</b>	<b>160,465,899</b>	<b>106,621,161</b>	
				4-OPERATIONS	2507-MISSIONS-TA	10,000	10,000						
					2508-MISSIONS-DFA								
				<b>4-OPERATIONS Total</b>						<b>10,000</b>	<b>10,000</b>		
				5-ADMINISTRATION	11XX-SALARIES & BENEFITS	2,533,231	2,294,384	2,294,384					
					21XX-TRAVEL	2,086,994	2,077,069	1,751,777					
					22XX-TRANSPORTION	586,000	525,020	37,899					
					23XX-RENT, COMM, UTILITIES	1,677,662	1,381,875	1,341,431					
					24XX-PRINT & REPRO	20,000	10,500						
					2501-MISSIONS-FOS	19,187,425	15,195,925	6,400,091					
					25XX-OTHER SERVICES	5,924,696	5,744,696	123,000					
					26XX-SUPPLIES & MATERIALS	236,256	239,000	37,991					
					31XX-EQUIPMENT	151,500	94,570	31,692					
					<b>5-ADMINISTRATION Total</b>						<b>32,403,764</b>	<b>27,563,038</b>	<b>12,018,265</b>
				<b>1602DR Total</b>						<b>192,972,238</b>	<b>188,038,937</b>	<b>118,639,426</b>	
1603DR	LOUISIANA	KATRINA	8/29/2005	1-HUMAN SERVICES	2503-UNEMPLOYMENT	321,511,035	320,361,035	320,361,035					
					2504-CRISIS COUNSELING-NIMH	15,753,102	4,042,584	4,042,584					
					2576-LEGAL SERVICES	165,000	78,000	30,500					
					2592-INSPECTIONS	105,950,844	96,533,123	67,543,511					
					4149-OTHER NEEDS ASSISTANCE	1,396,583,990	1,396,583,990	1,360,383,026					
					414X-HOUSING ASSISTANCE	3,120,285,833	3,120,344,417	3,102,162,433					
					4152-CRISIS COUNSELING-SCC	25,179,686	24,780,349	10,561,159					
					MANUFACTURED HOUSING	4,722,402,734	3,271,743,836	2,553,124,040					
					<b>1-HUMAN SERVICES Total</b>						<b>9,707,832,225</b>	<b>8,234,467,334</b>	<b>7,418,208,288</b>
					2-INFRASTRUCTURE	2594-INSPECTIONS	238,183,900	200,707,977	101,271,527				
				416X-PUBLIC ASSISTANCE		2,384,747,347	2,371,931,621	973,656,956					
				<b>2-INFRASTRUCTURE Total</b>						<b>2,622,931,247</b>	<b>2,572,639,598</b>	<b>1,074,928,484</b>	
				3-MITIGATION	2593-INSPECTIONS	11,233,976	6,549,459	3,499,858					
					4173-HAZARD MITIGATION	2,468,240	2,468,240	429					
				<b>3-MITIGATION Total</b>						<b>13,702,216</b>	<b>9,017,699</b>	<b>3,500,287</b>	
				4-OPERATIONS	2507-MISSIONS-TA	10,277,500	9,989,000	253,090					
					2508-MISSIONS-DFA	2,967,407,501	2,967,302,306	236,661,995					
				<b>4-OPERATIONS Total</b>						<b>2,977,685,001</b>	<b>2,977,291,306</b>	<b>236,915,085</b>	
				5-ADMINISTRATION	11XX-SALARIES & BENEFITS	158,251,415	157,897,386	157,897,386					
					21XX-TRAVEL	112,544,410	105,968,224	97,326,519					
					22XX-TRANSPORTION	13,364,320	13,111,908	8,697,805					
					23XX-RENT, COMM, UTILITIES	202,945,600	180,820,920	135,683,479					
					24XX-PRINT & REPRO	2,734,004	2,250,586	477,023					
					2501-MISSIONS-FOS	743,144,987	742,958,278	27,616,187					
					25XX-OTHER SERVICES	1,275,855,624	1,032,584,559	545,592,424					
					26XX-SUPPLIES & MATERIALS	348,635,580	325,115,881	226,097,998					
					31XX-EQUIPMENT	127,695,118	102,655,592	85,603,618					
					32XX-LAND & STRUCTURES	9,464,620	6,221,684	4,153,089					
					4101-URBAN SEARCH & RESCUE	50,595,440	50,595,439	17,077,000					
					<b>5-ADMINISTRATION Total</b>						<b>3,045,231,119</b>	<b>2,720,180,457</b>	<b>1,306,222,527</b>
				<b>1603DR Total</b>						<b>18,367,381,807</b>	<b>16,513,596,395</b>	<b>10,039,774,671</b>	
				1604DR	MISSISSIPPI	KATRINA	8/29/2005	1-HUMAN SERVICES	2503-UNEMPLOYMENT	100,000,056	85,950,000	85,950,000	
2504-CRISIS COUNSELING-NIMH	50,342,191	15,802,292	15,802,292										
2576-LEGAL SERVICES	44,000	43,492	43,492										
2592-INSPECTIONS	67,006,340	53,369,207	39,589,740										
4149-OTHER NEEDS ASSISTANCE	351,844,091	351,844,091	339,653,525										
414X-HOUSING ASSISTANCE	831,403,357	831,403,357	821,037,873										
4152-CRISIS COUNSELING-SCC	11,058,788	10,097,074	6,873,652										
MANUFACTURED HOUSING	1,867,081,542	1,048,232,419	861,977,909										
<b>1-HUMAN SERVICES Total</b>									<b>3,278,780,365</b>	<b>2,396,741,932</b>	<b>2,170,928,483</b>		
2-INFRASTRUCTURE	2594-INSPECTIONS	85,158,000	83,633,500						42,058,931				
	416X-PUBLIC ASSISTANCE	1,230,264,615	1,228,452,932					560,036,702					
<b>2-INFRASTRUCTURE Total</b>								<b>1,315,422,615</b>	<b>1,312,086,432</b>	<b>602,095,633</b>			
3-MITIGATION	2593-INSPECTIONS	15,824,761	5,549,708					1,971,148					

PROG CODE	STATE NAME	EVENT NAME	DECLARED	PROGRAM AREA	PROGRAM NAME	ALLOCATIONS	OBLIGATIONS	EXPENDITURES
					4173-HAZARD MITIGATION	5,407,982	5,407,982	258,506
				<b>3-MITIGATION Total</b>		<b>21,232,743</b>	<b>10,957,690</b>	<b>2,229,654</b>
				4-OPERATIONS	2507-MISSIONS-TA	14,013,256	13,070,256	1,667,931
					2508-MISSIONS-DFA			
						1,697,199,654	1,697,199,653	166,703,138
				<b>4-OPERATIONS Total</b>		<b>1,711,212,910</b>	<b>1,710,269,909</b>	<b>168,371,069</b>
				5-ADMINISTRATION	11XX-SALARIES & BENEFITS	125,614,741	124,646,501	124,646,501
					21XX-TRAVEL	76,027,999	71,957,950	57,766,670
					22XX-TRANSPORTION	29,400,851	26,844,175	26,078,956
					23XX-RENT, COMM, UTILITIES	56,526,150	49,601,864	29,358,721
					24XX-PRINT & REPRO	2,270,701	2,176,790	1,091,729
					2501-MISSIONS-FOS	1,466,006,790	1,466,040,310	315,896,212
					25XX-OTHER SERVICES	608,171,882	553,028,509	363,076,658
					26XX-SUPPLIES & MATERIALS	190,300,372	177,177,045	72,700,701
					31XX-EQUIPMENT	81,814,552	74,766,282	66,551,467
					32XX-LAND & STRUCTURES	2,027,846	1,568,961	1,306,108
					4101-URBAN SEARCH & RESCUE	24,600,030	24,600,030	8,001,017
				<b>5-ADMINISTRATION Total</b>		<b>2,662,761,915</b>	<b>2,572,408,415</b>	<b>1,066,474,739</b>
<b>1604DR Total</b>						<b>8,989,410,548</b>	<b>8,002,464,378</b>	<b>4,010,099,577</b>
1605DR	ALABAMA	KATRINA	8/29/2005	1-HUMAN SERVICES	2503-UNEMPLOYMENT	1,948,400	1,372,364	1,372,364
					2504-CRISIS COUNSELING-NIMH	4,436,110	1,203,860	1,203,860
					2576-LEGAL SERVICES	5,775	5,775	5,775
					2592-INSPECTIONS	21,886,812	8,123,500	7,034,139
					4149-OTHER NEEDS ASSISTANCE	31,470,394	31,470,394	28,731,007
					414X-HOUSING ASSISTANCE	89,131,632	89,131,632	88,481,802
					4152-CRISIS COUNSELING-SCC	3,135,574	3,135,574	1,674,591
					MANUFACTURED HOUSING	750,044,951	706,498,857	662,248,010
				<b>1-HUMAN SERVICES Total</b>		<b>902,059,648</b>	<b>840,941,957</b>	<b>790,751,548</b>
				2-INFRASTRUCTURE	2594-INSPECTIONS	1,449,000	1,448,600	967,204
					416X-PUBLIC ASSISTANCE	98,977,362	97,402,830	69,548,931
				<b>2-INFRASTRUCTURE Total</b>		<b>100,426,362</b>	<b>98,851,430</b>	<b>70,516,135</b>
				3-MITIGATION	2593-INSPECTIONS	2,784,984	2,449,984	779,493
					4173-HAZARD MITIGATION	7,694,402		
				<b>3-MITIGATION Total</b>		<b>10,479,386</b>	<b>2,449,984</b>	<b>779,493</b>
				4-OPERATIONS	2507-MISSIONS-TA	3,000,000	3,000,000	119,628
					2508-MISSIONS-DFA	178,500,000	178,500,000	51,770,324
				<b>4-OPERATIONS Total</b>		<b>181,500,000</b>	<b>181,500,000</b>	<b>51,889,953</b>
				5-ADMINISTRATION	11XX-SALARIES & BENEFITS	19,662,555	17,443,405	17,443,405
					21XX-TRAVEL	17,533,161	17,519,772	15,798,165
					22XX-TRANSPORTION	2,414,000	1,106,100	152,026
					23XX-RENT, COMM, UTILITIES	7,659,957	7,220,811	4,760,961
					24XX-PRINT & REPRO	380,892	254,327	123,789
					2501-MISSIONS-FOS	82,185,605	82,185,605	21,251,970
					25XX-OTHER SERVICES	59,466,826	54,750,075	40,722,804
					26XX-SUPPLIES & MATERIALS	10,079,579	4,456,500	2,817,950
					31XX-EQUIPMENT	3,901,423	3,077,251	2,645,943
				<b>5-ADMINISTRATION Total</b>		<b>203,283,998</b>	<b>188,013,846</b>	<b>105,717,013</b>
<b>1605DR Total</b>						<b>1,397,749,394</b>	<b>1,311,757,217</b>	<b>1,019,654,141</b>
1606DR	TEXAS	RITA	9/24/2005	1-HUMAN SERVICES	2503-UNEMPLOYMENT	11,382,008	9,759,933	9,759,933
					2504-CRISIS COUNSELING-NIMH	1,546,988	1,546,988	
					2576-LEGAL SERVICES			
					2592-INSPECTIONS	44,082,928	44,050,925	26,125,209
					4149-OTHER NEEDS ASSISTANCE			(500)
					414X-HOUSING ASSISTANCE	636,014,899	636,014,000	503,344,482
					4152-CRISIS COUNSELING-SCC	1,557,215	650,742	
					4154-OTHER NEEDS ASSISTANCE	71,880,000	71,880,000	67,564,831
					MANUFACTURED HOUSING	197,785,400	116,861,118	96,244,088
				<b>1-HUMAN SERVICES Total</b>		<b>964,249,438</b>	<b>880,763,706</b>	<b>703,038,043</b>
				2-INFRASTRUCTURE	2594-INSPECTIONS	14,543,900	14,480,400	8,144,986
					416X-PUBLIC ASSISTANCE	282,450,000	278,657,519	198,645,481
				<b>2-INFRASTRUCTURE Total</b>		<b>296,993,900</b>	<b>293,137,919</b>	<b>206,790,467</b>
				3-MITIGATION	2593-INSPECTIONS	11,479,991	3,236,024	623,605
					4173-HAZARD MITIGATION	3,065,321	3,065,321	15,814
				<b>3-MITIGATION Total</b>		<b>14,545,312</b>	<b>6,301,345</b>	<b>639,419</b>
				4-OPERATIONS	2507-MISSIONS-TA	150,000	150,000	10,594
					2508-MISSIONS-DFA	238,050,000	235,367,600	13,836,205
				<b>4-OPERATIONS Total</b>		<b>238,200,000</b>	<b>235,517,600</b>	<b>13,846,798</b>

PROG CODE	STATE NAME	EVENT NAME	DECLARED	PROGRAM AREA	PROGRAM NAME	ALLOCATIONS	OBLIGATIONS	EXPENDITURES
				5-ADMINISTRATION	11XX-SALARIES & BENEFITS	37,603,356	36,856,297	36,856,297
					21XX-TRAVEL	29,789,242	29,724,250	26,899,919
					22XX-TRANSPORTION	2,549,000	412,000	163,127
					23XX-RENT, COMM, UTILITIES	13,517,975	10,010,666	5,428,328
					24XX-PRINT & REPRO	573,000	330,871	165,902
					2501-MISSIONS-FOS	257,489,000	257,282,900	20,638,509
					25XX-OTHER SERVICES	241,899,400	174,662,548	132,393,584
					26XX-SUPPLIES & MATERIALS	8,488,417	6,615,702	1,852,303
					31XX-EQUIPMENT	8,076,000	5,158,668	4,176,179
					4101-URBAN SEARCH & RESCUE	19,194,226	19,194,226	4,333,493
				<b>5-ADMINISTRATION Total</b>		<b>619,179,616</b>	<b>540,248,128</b>	<b>232,907,640</b>
<b>1606DR Total</b>						<b>2,133,168,266</b>	<b>1,955,968,698</b>	<b>1,157,222,368</b>
1607DR	LOUISIANA	RITA	9/24/2005	1-HUMAN SERVICES	2503-UNEMPLOYMENT	11,785,488	11,785,488	11,785,488
					2592-INSPECTIONS	30,934,542	30,934,542	20,347,129
					4149-OTHER NEEDS ASSISTANCE	102,000,000	102,000,000	100,344,879
					414X-HOUSING ASSISTANCE	404,280,064	404,280,064	403,154,850
					MANUFACTURED HOUSING	50,012,000	1,515,370	1,269,120
				<b>1-HUMAN SERVICES Total</b>		<b>599,012,094</b>	<b>550,515,464</b>	<b>536,901,466</b>
				2-INFRASTRUCTURE	2594-INSPECTIONS	4,952,000	4,915,000	1,664,873
					416X-PUBLIC ASSISTANCE	266,112,097	264,600,199	112,858,006
				<b>2-INFRASTRUCTURE Total</b>		<b>271,064,097</b>	<b>269,515,199</b>	<b>114,522,880</b>
				3-MITIGATION	2593-INSPECTIONS	4,844,983	4,099,943	2,030,396
					4173-HAZARD MITIGATION	433,544	433,544	107
				<b>3-MITIGATION Total</b>		<b>5,278,527</b>	<b>4,533,487</b>	<b>2,030,504</b>
				4-OPERATIONS	2507-MISSIONS-TA	600,000	600,000	175,935
					2508-MISSIONS-DFA	520,036,000	514,536,000	56,158,983
				<b>4-OPERATIONS Total</b>		<b>520,636,000</b>	<b>515,136,000</b>	<b>56,334,918</b>
				5-ADMINISTRATION	11XX-SALARIES & BENEFITS	11,835,471	11,820,430	11,820,430
					21XX-TRAVEL	3,554,800	3,552,689	3,399,334
					22XX-TRANSPORTION	1,212,000	1,137,000	440,738
					23XX-RENT, COMM, UTILITIES	8,774,350	7,270,951	5,480,994
					24XX-PRINT & REPRO	550,000	478,910	90,071
					2501-MISSIONS-FOS	39,247,685	38,797,685	8,769,215
					25XX-OTHER SERVICES	308,050,237	270,045,493	94,517,650
					26XX-SUPPLIES & MATERIALS	41,000,770	39,336,783	29,353,832
					31XX-EQUIPMENT	4,106,000	2,249,866	312,540
					32XX-LAND & STRUCTURES	2,100,000	106,051	
					4101-URBAN SEARCH & RESCUE	3,206,000	3,086,000	1,275,863
				<b>5-ADMINISTRATION Total</b>		<b>423,637,313</b>	<b>377,881,857</b>	<b>155,460,666</b>
<b>1607DR Total</b>						<b>1,819,628,030</b>	<b>1,717,582,008</b>	<b>865,250,434</b>
1609DR	FLORIDA	WILMA	10/24/2005	1-HUMAN SERVICES	2503-UNEMPLOYMENT	5,770,125	5,770,125	5,770,125
					2504-CRISIS COUNSELING-NIMH	3,246,808	3,246,808	3,246,808
					2576-LEGAL SERVICES	5,000	5,000	5,000
					2592-INSPECTIONS	44,379,400	44,354,901	38,865,510
					4149-OTHER NEEDS ASSISTANCE	183,000,000	183,000,000	144,252,784
					414X-HOUSING ASSISTANCE	163,715,000	163,695,000	145,561,497
					4152-CRISIS COUNSELING-SCC	2,628,148	1,164,961	1,164,961
					MANUFACTURED HOUSING	89,013,000	77,033,210	63,587,278
				<b>1-HUMAN SERVICES Total</b>		<b>491,757,481</b>	<b>478,270,005</b>	<b>402,453,964</b>
				2-INFRASTRUCTURE	2594-INSPECTIONS	44,126,700	36,207,300	17,551,168
					416X-PUBLIC ASSISTANCE	884,050,000	877,718,388	490,724,635
				<b>2-INFRASTRUCTURE Total</b>		<b>928,176,700</b>	<b>913,925,688</b>	<b>508,275,804</b>
				3-MITIGATION	2593-INSPECTIONS	1,000,000	899,797	340,728
				<b>3-MITIGATION Total</b>		<b>1,000,000</b>	<b>899,797</b>	<b>340,728</b>
				4-OPERATIONS	2507-MISSIONS-TA	700,000	700,000	20,075
					2508-MISSIONS-DFA	233,328,384	233,328,384	1,216,961
				<b>4-OPERATIONS Total</b>		<b>234,028,384</b>	<b>234,028,384</b>	<b>1,237,036</b>
				5-ADMINISTRATION	11XX-SALARIES & BENEFITS	37,113,330	32,531,826	32,531,826
					21XX-TRAVEL	13,459,700	13,222,535	12,630,689
					22XX-TRANSPORTION	13,625,440	12,625,440	2,688,299
					23XX-RENT, COMM, UTILITIES	6,586,000	5,843,978	5,254,053
					24XX-PRINT & REPRO	548,500	286,870	199,313
					2501-MISSIONS-FOS	147,229,012	146,698,679	19,479,130
					25XX-OTHER SERVICES	31,382,000	16,667,032	3,556,825
					26XX-SUPPLIES & MATERIALS	91,470,000	80,192,825	2,520,914
					31XX-EQUIPMENT	2,346,000	1,023,242	674,952

PROG CODE	STATE NAME	EVENT NAME	DECLARED	PROGRAM AREA	PROGRAM NAME	ALLOCATIONS	OBLIGATIONS	EXPENDITURES
					32XX-LAND & STRUCTURES	99,225	82,255	69,293
					4101-URBAN SEARCH & RESCUE	6,216,000	5,963,794	528,529
				<b>5-ADMINISTRATION Total</b>		<b>350,075,207</b>	<b>315,138,476</b>	<b>80,133,824</b>
<b>1609DR Total</b>						<b>2,005,037,772</b>	<b>1,942,262,350</b>	<b>992,441,356</b>
3212EM	LOUISIANA	KATRINA	8/27/2005	2-INFRASTRUCTURE	416X-PUBLIC ASSISTANCE			
				<b>2-INFRASTRUCTURE Total</b>				
				4-OPERATIONS	2508-MISSIONS-DFA	1,500,000	1,500,000	
				<b>4-OPERATIONS Total</b>		<b>1,500,000</b>	<b>1,500,000</b>	
				5-ADMINISTRATION	11XX-SALARIES & BENEFITS	1,922	1,922	1,922
					21XX-TRAVEL	5,559	5,559	5,559
					22XX-TRANSPORTION			
					23XX-RENT, COMM, UTILITIES	588,577	588,577	538,577
					24XX-PRINT & REPRO			
					2501-MISSIONS-FOS	6,370,000	6,370,000	134,840
					25XX-OTHER SERVICES	40,000	40,000	40,000
					26XX-SUPPLIES & MATERIALS	2,000	2,000	1,284
					31XX-EQUIPMENT			
				<b>5-ADMINISTRATION Total</b>		<b>7,008,058</b>	<b>7,008,058</b>	<b>722,182</b>
<b>3212EM Total</b>						<b>8,508,058</b>	<b>8,508,058</b>	<b>722,182</b>
3213EM	MISSISSIPPI	KATRINA	8/28/2005	2-INFRASTRUCTURE	416X-PUBLIC ASSISTANCE			
				<b>2-INFRASTRUCTURE Total</b>				
				4-OPERATIONS	2507-MISSIONS-TA			
					2508-MISSIONS-DFA			
				<b>4-OPERATIONS Total</b>				
				5-ADMINISTRATION	11XX-SALARIES & BENEFITS	288	288	288
					21XX-TRAVEL			
					22XX-TRANSPORTION			
					23XX-RENT, COMM, UTILITIES			
					24XX-PRINT & REPRO			
					2501-MISSIONS-FOS	2,612,457	2,612,457	93,561
					25XX-OTHER SERVICES	9,840	9,840	
					26XX-SUPPLIES & MATERIALS			
				<b>5-ADMINISTRATION Total</b>		<b>2,622,585</b>	<b>2,622,585</b>	<b>93,849</b>
<b>3213EM Total</b>						<b>2,622,585</b>	<b>2,622,585</b>	<b>93,849</b>
3214EM	ALABAMA	KATRINA	8/28/2005	2-INFRASTRUCTURE	416X-PUBLIC ASSISTANCE			
				<b>2-INFRASTRUCTURE Total</b>				
				4-OPERATIONS	2507-MISSIONS-TA			
					2508-MISSIONS-DFA			
				<b>4-OPERATIONS Total</b>				
				5-ADMINISTRATION	11XX-SALARIES & BENEFITS			
					21XX-TRAVEL			
					22XX-TRANSPORTION			
					23XX-RENT, COMM, UTILITIES	30,000	30,000	30,000
					24XX-PRINT & REPRO			
					2501-MISSIONS-FOS	31,478	31,478	
					26XX-SUPPLIES & MATERIALS			
					31XX-EQUIPMENT			
				<b>5-ADMINISTRATION Total</b>		<b>84,454</b>	<b>84,454</b>	<b>52,976</b>
<b>3214EM Total</b>						<b>84,454</b>	<b>84,454</b>	<b>52,976</b>
3215EM	ARKANSAS	KATRINA	9/2/2005	2-INFRASTRUCTURE	2594-INSPECTIONS	1,583,900	1,583,900	1,119,760
					416X-PUBLIC ASSISTANCE	44,200,000	44,023,547	38,973,140
				<b>2-INFRASTRUCTURE Total</b>		<b>45,783,900</b>	<b>45,607,447</b>	<b>40,092,900</b>
				4-OPERATIONS	2508-MISSIONS-DFA	3,500,000	3,500,000	
				<b>4-OPERATIONS Total</b>		<b>3,500,000</b>	<b>3,500,000</b>	
				5-ADMINISTRATION	11XX-SALARIES & BENEFITS	1,545,653	1,416,279	1,416,279
					21XX-TRAVEL	1,650,082	1,647,391	1,577,825
					22XX-TRANSPORTION	16,100	15,125	7,688
					23XX-RENT, COMM, UTILITIES	391,644	353,035	285,055
					24XX-PRINT & REPRO	6,000	2,779	2,234
					2501-MISSIONS-FOS	580,000	580,000	7,452
					25XX-OTHER SERVICES	7,500	2,795	1,125
					26XX-SUPPLIES & MATERIALS	93,580	84,820	51,232
					31XX-EQUIPMENT	54,700	53,279	33,422
					32XX-LAND & STRUCTURES			
				<b>5-ADMINISTRATION Total</b>		<b>4,345,259</b>	<b>4,155,503</b>	<b>3,382,312</b>
<b>3215EM Total</b>						<b>53,629,159</b>	<b>53,262,950</b>	<b>43,475,212</b>



PROG CODE	STATE NAME	EVENT NAME	DECLARED	PROGRAM AREA	PROGRAM NAME	ALLOCATIONS	OBLIGATIONS	EXPENDITURES
3216EM	TEXAS	KATRINA	9/2/2005	2-INFRASTRUCTURE	2594-INSPECTIONS	6,508,500	4,204,900	2,645,753
					416X-PUBLIC ASSISTANCE	470,792,199	470,763,422	381,205,240
				<b>2-INFRASTRUCTURE Total</b>		<b>477,300,699</b>	<b>474,968,322</b>	<b>383,850,993</b>
				4-OPERATIONS	2508-MISSIONS-DFA	37,740,000	37,740,000	1,333,336
				<b>4-OPERATIONS Total</b>		<b>37,740,000</b>	<b>37,740,000</b>	<b>1,333,336</b>
				5-ADMINISTRATION	11XX-SALARIES & BENEFITS	2,634,491	2,500,422	2,500,422
					21XX-TRAVEL	3,211,405	3,092,405	2,830,623
					22XX-TRANSPORTION	234,000	38,446	21,653
					23XX-RENT, COMM, UTILITIES	2,095,492	2,061,022	1,518,943
					24XX-PRINT & REPRO	91,491	37,054	27,736
					2501-MISSIONS-FOS	8,555,000	8,555,000	643,354
					25XX-OTHER SERVICES	2,402,386	483,886	236,756
					26XX-SUPPLIES & MATERIALS	1,195,559	1,145,579	995,902
					31XX-EQUIPMENT	602,827	488,989	415,811
<b>5-ADMINISTRATION Total</b>		<b>21,022,652</b>	<b>18,402,804</b>	<b>9,191,201</b>				
<b>3216EM Total</b>						<b>536,063,351</b>	<b>531,111,126</b>	<b>394,375,529</b>
3217EM	TENNESSEE	KATRINA	9/5/2005	2-INFRASTRUCTURE	416X-PUBLIC ASSISTANCE	29,000,000	27,596,970	25,810,609
				<b>2-INFRASTRUCTURE Total</b>		<b>29,000,000</b>	<b>27,596,970</b>	<b>25,810,609</b>
				4-OPERATIONS	2507-MISSIONS-TA	5,000	5,000	
				<b>4-OPERATIONS Total</b>		<b>5,000</b>	<b>5,000</b>	
				5-ADMINISTRATION	11XX-SALARIES & BENEFITS	13,380	13,380	13,380
					21XX-TRAVEL	67,983	67,983	67,983
					22XX-TRANSPORTION			
					23XX-RENT, COMM, UTILITIES			
					24XX-PRINT & REPRO			
					2501-MISSIONS-FOS	2,000	2,000	
26XX-SUPPLIES & MATERIALS								
<b>5-ADMINISTRATION Total</b>		<b>83,363</b>	<b>83,363</b>	<b>81,363</b>				
<b>3217EM Total</b>						<b>29,088,363</b>	<b>27,685,333</b>	<b>25,891,972</b>
3218EM	GEORGIA	KATRINA	9/5/2005	2-INFRASTRUCTURE	416X-PUBLIC ASSISTANCE	20,900,000	16,421,239	9,339,150
				<b>2-INFRASTRUCTURE Total</b>		<b>20,900,000</b>	<b>16,421,239</b>	<b>9,339,150</b>
				5-ADMINISTRATION	11XX-SALARIES & BENEFITS			
					21XX-TRAVEL	767	767	767
					22XX-TRANSPORTION			
					23XX-RENT, COMM, UTILITIES			
					24XX-PRINT & REPRO			
					2501-MISSIONS-FOS	52,000	52,000	
				26XX-SUPPLIES & MATERIALS				
				<b>5-ADMINISTRATION Total</b>		<b>52,767</b>	<b>52,767</b>	<b>767</b>
<b>3218EM Total</b>						<b>20,952,767</b>	<b>16,474,006</b>	<b>9,339,917</b>
3219EM	OKLAHOMA	KATRINA	9/5/2005	2-INFRASTRUCTURE	416X-PUBLIC ASSISTANCE	14,250,313	11,666,597	8,643,297
				<b>2-INFRASTRUCTURE Total</b>		<b>14,250,313</b>	<b>11,666,597</b>	<b>8,643,297</b>
				5-ADMINISTRATION	11XX-SALARIES & BENEFITS	85,951	72,669	72,669
					21XX-TRAVEL	88,459	88,459	75,855
					22XX-TRANSPORTION	500		
					23XX-RENT, COMM, UTILITIES			
					24XX-PRINT & REPRO	1,000	756	756
					25XX-OTHER SERVICES			
					26XX-SUPPLIES & MATERIALS	1,000	54	54
					31XX-EQUIPMENT			
<b>5-ADMINISTRATION Total</b>		<b>176,910</b>	<b>161,938</b>	<b>149,334</b>				
<b>3219EM Total</b>						<b>14,427,223</b>	<b>11,828,535</b>	<b>8,792,631</b>
3220EM	FLORIDA	KATRINA	9/5/2005	2-INFRASTRUCTURE	416X-PUBLIC ASSISTANCE	9,200,000	7,845,819	2,208,356
				<b>2-INFRASTRUCTURE Total</b>		<b>9,200,000</b>	<b>7,845,819</b>	<b>2,208,356</b>
				5-ADMINISTRATION	11XX-SALARIES & BENEFITS	2,272	2,272	2,272
					21XX-TRAVEL			
					22XX-TRANSPORTION			
					23XX-RENT, COMM, UTILITIES			
					24XX-PRINT & REPRO			
					2501-MISSIONS-FOS			
					26XX-SUPPLIES & MATERIALS			
					<b>5-ADMINISTRATION Total</b>		<b>2,272</b>	<b>2,272</b>
<b>3220EM Total</b>						<b>9,202,272</b>	<b>7,848,091</b>	<b>2,210,628</b>
3221EM	WEST VIRGINIA	KATRINA	9/5/2005	2-INFRASTRUCTURE	416X-PUBLIC ASSISTANCE	321,000	315,855	305,784
				<b>2-INFRASTRUCTURE Total</b>		<b>321,000</b>	<b>315,855</b>	<b>305,784</b>
				5-ADMINISTRATION	11XX-SALARIES & BENEFITS	87,195	75,094	75,094

PROG CODE	STATE NAME	EVENT NAME	DECLARED	PROGRAM AREA	PROGRAM NAME	ALLOCATIONS	OBLIGATIONS	EXPENDITURES
					21XX-TRAVEL	36,522	28,302	28,302
					22XX-TRANSPORTION			
					23XX-RENT, COMM, UTILITIES			
					24XX-PRINT & REPRO			
					26XX-SUPPLIES & MATERIALS			
					<b>5-ADMINISTRATION Total</b>	94	94	94
						<b>123,811</b>	<b>103,490</b>	<b>103,490</b>
<b>3221EM Total</b>						<b>444,811</b>	<b>419,345</b>	<b>409,274</b>
3222EM	NORTH CAROLINA	KATRINA	9/5/2005	2-INFRASTRUCTURE	416X-PUBLIC ASSISTANCE	2,000,000	1,975,640	1,327,019
					<b>2-INFRASTRUCTURE Total</b>	<b>2,000,000</b>	<b>1,975,640</b>	<b>1,327,019</b>
				5-ADMINISTRATION	11XX-SALARIES & BENEFITS	261	261	261
					21XX-TRAVEL			
					22XX-TRANSPORTION			
					23XX-RENT, COMM, UTILITIES			
					24XX-PRINT & REPRO			
					2501-MISSIONS-FOS	2,000	2,000	
					26XX-SUPPLIES & MATERIALS			
					<b>5-ADMINISTRATION Total</b>	<b>2,261</b>	<b>2,261</b>	<b>261</b>
<b>3222EM Total</b>						<b>2,002,261</b>	<b>1,977,901</b>	<b>1,327,280</b>
3223EM	UTAH	KATRINA	9/5/2005	2-INFRASTRUCTURE	416X-PUBLIC ASSISTANCE	1,333,020	1,333,020	1,333,020
					<b>2-INFRASTRUCTURE Total</b>	<b>1,333,020</b>	<b>1,333,020</b>	<b>1,333,020</b>
				4-OPERATIONS	2508-MISSIONS-DFA			
					<b>4-OPERATIONS Total</b>			
				5-ADMINISTRATION	11XX-SALARIES & BENEFITS	35,606	19,962	19,962
					21XX-TRAVEL	39,192	38,246	26,973
					22XX-TRANSPORTION			
					23XX-RENT, COMM, UTILITIES			
					24XX-PRINT & REPRO			
					26XX-SUPPLIES & MATERIALS			
					<b>5-ADMINISTRATION Total</b>	<b>7,000</b>	<b>4,000</b>	
<b>3223EM Total</b>						<b>81,798</b>	<b>62,207</b>	<b>46,935</b>
						<b>1,414,818</b>	<b>1,395,227</b>	<b>1,379,954</b>
3224EM	COLORADO	KATRINA	9/5/2005	2-INFRASTRUCTURE	416X-PUBLIC ASSISTANCE	13,597,030	13,597,030	12,924,337
					<b>2-INFRASTRUCTURE Total</b>	<b>13,597,030</b>	<b>13,597,030</b>	<b>12,924,337</b>
				4-OPERATIONS	2508-MISSIONS-DFA			
					<b>4-OPERATIONS Total</b>			
				5-ADMINISTRATION	11XX-SALARIES & BENEFITS	454,397	350,070	350,070
					21XX-TRAVEL	186,783	143,907	119,642
					22XX-TRANSPORTION	500	16	
					23XX-RENT, COMM, UTILITIES			
					24XX-PRINT & REPRO			
					2501-MISSIONS-FOS			
					26XX-SUPPLIES & MATERIALS			
					<b>5-ADMINISTRATION Total</b>	<b>7,000</b>	<b>4,000</b>	<b>1,729</b>
<b>3224EM Total</b>						<b>648,680</b>	<b>497,993</b>	<b>471,441</b>
						<b>14,245,710</b>	<b>14,095,022</b>	<b>13,395,778</b>
3225EM	MICHIGAN	KATRINA	9/7/2005	2-INFRASTRUCTURE	416X-PUBLIC ASSISTANCE	1,700,000	1,524,067	605,662
					<b>2-INFRASTRUCTURE Total</b>	<b>1,700,000</b>	<b>1,524,067</b>	<b>605,662</b>
				5-ADMINISTRATION	11XX-SALARIES & BENEFITS	319,934	162,510	162,510
					21XX-TRAVEL	212,260	163,101	126,794
					22XX-TRANSPORTION	1,000	500	493
					23XX-RENT, COMM, UTILITIES			
					24XX-PRINT & REPRO			
					26XX-SUPPLIES & MATERIALS	2,000	2,000	712
					31XX-EQUIPMENT	1,000		
					<b>5-ADMINISTRATION Total</b>	<b>536,194</b>	<b>328,111</b>	<b>290,508</b>
<b>3225EM Total</b>						<b>2,236,194</b>	<b>1,852,178</b>	<b>896,171</b>
3226EM	DISTRICT OF COLUMBIA	KATRINA	9/7/2005	2-INFRASTRUCTURE	416X-PUBLIC ASSISTANCE	1,752,568	1,752,566	
					<b>2-INFRASTRUCTURE Total</b>	<b>1,752,568</b>	<b>1,752,566</b>	
				5-ADMINISTRATION	11XX-SALARIES & BENEFITS	54,856	15,430	15,430
					21XX-TRAVEL	45,947	38,623	38,623
					22XX-TRANSPORTION			
					23XX-RENT, COMM, UTILITIES			
					24XX-PRINT & REPRO			
					26XX-SUPPLIES & MATERIALS			
					<b>5-ADMINISTRATION Total</b>	<b>100,803</b>	<b>54,053</b>	<b>54,053</b>
<b>3226EM Total</b>						<b>1,853,371</b>	<b>1,806,618</b>	<b>54,053</b>
3227EM	WASHINGTON	KATRINA	9/7/2005	2-INFRASTRUCTURE	416X-PUBLIC ASSISTANCE	2,990,770	2,990,769	
					<b>2-INFRASTRUCTURE Total</b>	<b>2,990,770</b>	<b>2,990,769</b>	

PROG CODE	STATE NAME	EVENT NAME	DECLARED	PROGRAM AREA	PROGRAM NAME	ALLOCATIONS	OBLIGATIONS	EXPENDITURES
				5-ADMINISTRATION	11XX-SALARIES & BENEFITS	272,015	220,769	220,769
					21XX-TRAVEL	114,218	111,048	77,022
					22XX-TRANSPORTION			
					23XX-RENT, COMM, UTILITIES			
					24XX-PRINT & REPRO			
					26XX-SUPPLIES & MATERIALS	113	113	113
				<b>5-ADMINISTRATION Total</b>		<b>386,346</b>	<b>331,930</b>	<b>297,904</b>
<b>3227EM Total</b>						<b>3,377,116</b>	<b>3,322,699</b>	<b>297,904</b>
3228EM	OREGON	KATRINA	9/7/2005	2-INFRASTRUCTURE	416X-PUBLIC ASSISTANCE	2,047,247	2,047,243	390,674
				<b>2-INFRASTRUCTURE Total</b>		<b>2,047,247</b>	<b>2,047,243</b>	<b>390,674</b>
				5-ADMINISTRATION	11XX-SALARIES & BENEFITS	24,131	17,674	17,674
					21XX-TRAVEL	20,922	20,422	13,842
					22XX-TRANSPORTION			
					23XX-RENT, COMM, UTILITIES			
					24XX-PRINT & REPRO			
					26XX-SUPPLIES & MATERIALS			
				<b>5-ADMINISTRATION Total</b>		<b>45,053</b>	<b>38,096</b>	<b>31,516</b>
<b>3228EM Total</b>						<b>2,092,300</b>	<b>2,085,339</b>	<b>422,190</b>
3229EM	NEW MEXICO	KATRINA	9/7/2005	2-INFRASTRUCTURE	2594-INSPECTIONS	139,800	139,800	79,467
					416X-PUBLIC ASSISTANCE	2,000,000	702,750	32,569
				<b>2-INFRASTRUCTURE Total</b>		<b>2,139,800</b>	<b>842,550</b>	<b>112,036</b>
				5-ADMINISTRATION	11XX-SALARIES & BENEFITS	56,149	25,737	25,737
					21XX-TRAVEL	44,242	44,242	40,572
					22XX-TRANSPORTION	2,500		
					23XX-RENT, COMM, UTILITIES			
					24XX-PRINT & REPRO	500	37	37
					25XX-OTHER SERVICES			
					26XX-SUPPLIES & MATERIALS	3,116	116	16
					31XX-EQUIPMENT			
				<b>5-ADMINISTRATION Total</b>		<b>106,507</b>	<b>70,132</b>	<b>66,361</b>
<b>3229EM Total</b>						<b>2,246,307</b>	<b>912,682</b>	<b>178,398</b>
3230EM	ILLINOIS	KATRINA	9/7/2005	2-INFRASTRUCTURE	416X-PUBLIC ASSISTANCE	2,418,578	1,104,288	988,218
				<b>2-INFRASTRUCTURE Total</b>		<b>2,418,578</b>	<b>1,104,288</b>	<b>988,218</b>
				5-ADMINISTRATION	11XX-SALARIES & BENEFITS	135,931	113,532	113,532
					21XX-TRAVEL	96,637	92,220	47,313
					22XX-TRANSPORTION			
					23XX-RENT, COMM, UTILITIES			
					24XX-PRINT & REPRO			
					26XX-SUPPLIES & MATERIALS			
				<b>5-ADMINISTRATION Total</b>		<b>232,568</b>	<b>205,753</b>	<b>160,845</b>
<b>3230EM Total</b>						<b>2,651,146</b>	<b>1,310,040</b>	<b>1,149,063</b>
3231EM	KENTUCKY	KATRINA	9/10/2005	2-INFRASTRUCTURE	416X-PUBLIC ASSISTANCE	4,300,000	4,259,405	1,229,847
				<b>2-INFRASTRUCTURE Total</b>		<b>4,300,000</b>	<b>4,259,405</b>	<b>1,229,847</b>
				5-ADMINISTRATION	11XX-SALARIES & BENEFITS			
					21XX-TRAVEL	7,961	7,961	7,961
					22XX-TRANSPORTION			
					23XX-RENT, COMM, UTILITIES			
					24XX-PRINT & REPRO			
					2501-MISSIONS-FOS	2,000	2,000	
					26XX-SUPPLIES & MATERIALS			
				<b>5-ADMINISTRATION Total</b>		<b>9,961</b>	<b>9,961</b>	<b>7,961</b>
<b>3231EM Total</b>						<b>4,309,961</b>	<b>4,269,366</b>	<b>1,237,808</b>
3232EM	MISSOURI	KATRINA	9/10/2005	2-INFRASTRUCTURE	416X-PUBLIC ASSISTANCE	2,005,000	1,899,250	33,600
				<b>2-INFRASTRUCTURE Total</b>		<b>2,005,000</b>	<b>1,899,250</b>	<b>33,600</b>
				5-ADMINISTRATION	11XX-SALARIES & BENEFITS	426,072	380,557	380,557
					21XX-TRAVEL	233,823	214,172	210,045
					22XX-TRANSPORTION	1,000	1,000	1,000
					23XX-RENT, COMM, UTILITIES			
					24XX-PRINT & REPRO			
					2501-MISSIONS-FOS	5,000	5,000	
					26XX-SUPPLIES & MATERIALS	5,000	5,000	4,328
				<b>5-ADMINISTRATION Total</b>		<b>670,895</b>	<b>605,729</b>	<b>595,929</b>
<b>3232EM Total</b>						<b>2,675,895</b>	<b>2,504,978</b>	<b>629,529</b>
3233EM	SOUTH CAROLINA	KATRINA	9/10/2005	2-INFRASTRUCTURE	416X-PUBLIC ASSISTANCE	3,614,915	3,507,849	2,902,025
				<b>2-INFRASTRUCTURE Total</b>		<b>3,614,915</b>	<b>3,507,849</b>	<b>2,902,025</b>
				5-ADMINISTRATION	11XX-SALARIES & BENEFITS			

PROG CODE	STATE NAME	EVENT NAME	DECLARED	PROGRAM AREA	PROGRAM NAME	ALLOCATIONS	OBLIGATIONS	EXPENDITURES
					21XX-TRAVEL	40,089	40,089	40,089
					22XX-TRANSPORTION			
					23XX-RENT, COMM, UTILITIES			
					24XX-PRINT & REPRO			
					2501-MISSIONS-FOS	2,000	2,000	
					26XX-SUPPLIES & MATERIALS			
					<b>5-ADMINISTRATION Total</b>	<b>42,089</b>	<b>42,089</b>	<b>40,089</b>
<b>3233EM Total</b>						<b>3,657,004</b>	<b>3,549,938</b>	<b>2,942,115</b>
3234EM	SOUTH DAKOTA	KATRINA	9/10/2005	2-INFRASTRUCTURE	416X-PUBLIC ASSISTANCE	261,722	261,676	207,222
					<b>2-INFRASTRUCTURE Total</b>	<b>261,722</b>	<b>261,676</b>	<b>207,222</b>
				5-ADMINISTRATION	11XX-SALARIES & BENEFITS	20,700	2,086	2,086
					21XX-TRAVEL	10,000	10,044	8,266
					22XX-TRANSPORTION			
					23XX-RENT, COMM, UTILITIES			
					24XX-PRINT & REPRO			
					26XX-SUPPLIES & MATERIALS	2,000		
					<b>5-ADMINISTRATION Total</b>	<b>32,700</b>	<b>12,130</b>	<b>10,352</b>
<b>3234EM Total</b>						<b>294,422</b>	<b>273,805</b>	<b>217,573</b>
3235EM	PENNSYLVANIA	KATRINA	9/10/2005	2-INFRASTRUCTURE	416X-PUBLIC ASSISTANCE	2,639,000	2,626,484	1,780,214
					<b>2-INFRASTRUCTURE Total</b>	<b>2,639,000</b>	<b>2,626,484</b>	<b>1,780,214</b>
				5-ADMINISTRATION	11XX-SALARIES & BENEFITS	153,646	149,247	149,247
					21XX-TRAVEL	101,429	91,725	83,622
					22XX-TRANSPORTION			
					23XX-RENT, COMM, UTILITIES			
					24XX-PRINT & REPRO			
					26XX-SUPPLIES & MATERIALS			
					<b>5-ADMINISTRATION Total</b>	<b>255,075</b>	<b>240,972</b>	<b>232,868</b>
<b>3235EM Total</b>						<b>2,894,075</b>	<b>2,867,456</b>	<b>2,013,082</b>
3236EM	KANSAS	KATRINA	9/10/2005	2-INFRASTRUCTURE	416X-PUBLIC ASSISTANCE	163,200	163,069	153,933
					<b>2-INFRASTRUCTURE Total</b>	<b>163,200</b>	<b>163,069</b>	<b>153,933</b>
				5-ADMINISTRATION	11XX-SALARIES & BENEFITS			
					21XX-TRAVEL	187	187	187
					22XX-TRANSPORTION			
					23XX-RENT, COMM, UTILITIES			
					24XX-PRINT & REPRO			
					26XX-SUPPLIES & MATERIALS			
					<b>5-ADMINISTRATION Total</b>	<b>187</b>	<b>187</b>	<b>187</b>
<b>3236EM Total</b>						<b>163,387</b>	<b>163,255</b>	<b>154,120</b>
3237EM	ALABAMA	KATRINA	9/10/2005	2-INFRASTRUCTURE	416X-PUBLIC ASSISTANCE	3,000,000	2,729,488	1,847,382
					<b>2-INFRASTRUCTURE Total</b>	<b>3,000,000</b>	<b>2,729,488</b>	<b>1,847,382</b>
				4-OPERATIONS	2508-MISSIONS-DFA	1,000,000	1,000,000	
					<b>4-OPERATIONS Total</b>	<b>1,000,000</b>	<b>1,000,000</b>	
				5-ADMINISTRATION	11XX-SALARIES & BENEFITS			
					21XX-TRAVEL			
					22XX-TRANSPORTION			
					23XX-RENT, COMM, UTILITIES			
					24XX-PRINT & REPRO			
					26XX-SUPPLIES & MATERIALS			
					<b>5-ADMINISTRATION Total</b>			
<b>3237EM Total</b>						<b>4,000,000</b>	<b>3,729,488</b>	<b>1,847,382</b>
3238EM	INDIANA	KATRINA	9/10/2005	2-INFRASTRUCTURE	416X-PUBLIC ASSISTANCE	4,127,992	3,850,268	36,250
					<b>2-INFRASTRUCTURE Total</b>	<b>4,127,992</b>	<b>3,850,268</b>	<b>36,250</b>
				5-ADMINISTRATION	11XX-SALARIES & BENEFITS	12,264	1,942	1,942
					21XX-TRAVEL	10,600		
					22XX-TRANSPORTION			
					23XX-RENT, COMM, UTILITIES			
					24XX-PRINT & REPRO			
					26XX-SUPPLIES & MATERIALS			
					<b>5-ADMINISTRATION Total</b>	<b>22,864</b>	<b>1,942</b>	<b>1,942</b>
<b>3238EM Total</b>						<b>4,150,856</b>	<b>3,852,210</b>	<b>38,192</b>
3239EM	IOWA	KATRINA	9/10/2005	2-INFRASTRUCTURE	416X-PUBLIC ASSISTANCE	222,618	222,618	211,224
					<b>2-INFRASTRUCTURE Total</b>	<b>222,618</b>	<b>222,618</b>	<b>211,224</b>
				5-ADMINISTRATION	11XX-SALARIES & BENEFITS	10,350	712	712
					21XX-TRAVEL	4,928	4,928	4,928
					22XX-TRANSPORTION			
					23XX-RENT, COMM, UTILITIES			

PROG CODE	STATE NAME	EVENT NAME	DECLARED	PROGRAM AREA	PROGRAM NAME	ALLOCATIONS	OBLIGATIONS	EXPENDITURES
					24XX-PRINT & REPRO			
					26XX-SUPPLIES & MATERIALS			
				<b>5-ADMINISTRATION Total</b>		<b>15,278</b>	<b>5,639</b>	<b>5,639</b>
<b>3239EM Total</b>						<b>237,895</b>	<b>228,257</b>	<b>216,863</b>
3240EM	VIRGINIA	KATRINA	9/12/2005	2-INFRASTRUCTURE	2594-INSPECTIONS	339,100	339,100	109,834
					416X-PUBLIC ASSISTANCE	254,000	253,746	225,165
				<b>2-INFRASTRUCTURE Total</b>		<b>593,100</b>	<b>592,846</b>	<b>334,999</b>
				5-ADMINISTRATION	11XX-SALARIES & BENEFITS	102,910	91,918	91,918
					21XX-TRAVEL	28,000	10,737	10,737
					22XX-TRANSPORTION			
					23XX-RENT, COMM, UTILITIES			
					24XX-PRINT & REPRO			
					26XX-SUPPLIES & MATERIALS			
				<b>5-ADMINISTRATION Total</b>		<b>130,910</b>	<b>102,655</b>	<b>102,655</b>
<b>3240EM Total</b>						<b>724,010</b>	<b>695,501</b>	<b>437,654</b>
3241EM	ARIZONA	KATRINA	9/12/2005	2-INFRASTRUCTURE	416X-PUBLIC ASSISTANCE	4,385,030	4,385,020	4,048,305
				<b>2-INFRASTRUCTURE Total</b>		<b>4,385,030</b>	<b>4,385,020</b>	<b>4,048,305</b>
				5-ADMINISTRATION	11XX-SALARIES & BENEFITS	60,120	65,428	65,428
					21XX-TRAVEL	170,708	156,823	142,361
					22XX-TRANSPORTION			
					23XX-RENT, COMM, UTILITIES			
					24XX-PRINT & REPRO			
					2501-MISSIONS-FOS	2,000,000	2,000,000	1,963
					26XX-SUPPLIES & MATERIALS			
				<b>5-ADMINISTRATION Total</b>		<b>2,230,828</b>	<b>2,222,252</b>	<b>209,752</b>
<b>3241EM Total</b>						<b>6,615,858</b>	<b>6,607,271</b>	<b>4,258,057</b>
3242EM	MINNESOTA	KATRINA	9/13/2005	2-INFRASTRUCTURE	416X-PUBLIC ASSISTANCE	15,000,000	3,582,788	981,368
				<b>2-INFRASTRUCTURE Total</b>		<b>15,000,000</b>	<b>3,582,788</b>	<b>981,368</b>
				5-ADMINISTRATION	11XX-SALARIES & BENEFITS	11,150		
					21XX-TRAVEL	13,300		
					22XX-TRANSPORTION			
					23XX-RENT, COMM, UTILITIES			
					24XX-PRINT & REPRO			
					26XX-SUPPLIES & MATERIALS			
				<b>5-ADMINISTRATION Total</b>		<b>24,450</b>		
<b>3242EM Total</b>						<b>15,024,450</b>	<b>3,582,788</b>	<b>981,368</b>
3243EM	NEVADA	KATRINA	9/13/2005	2-INFRASTRUCTURE	416X-PUBLIC ASSISTANCE	1,000,000	568,297	466,728
				<b>2-INFRASTRUCTURE Total</b>		<b>1,000,000</b>	<b>568,297</b>	<b>466,728</b>
				5-ADMINISTRATION	11XX-SALARIES & BENEFITS	85,860	89,293	89,293
					21XX-TRAVEL	198,899	178,836	165,483
					22XX-TRANSPORTION			
					23XX-RENT, COMM, UTILITIES			
					24XX-PRINT & REPRO			
					26XX-SUPPLIES & MATERIALS			
				<b>5-ADMINISTRATION Total</b>		<b>284,759</b>	<b>268,129</b>	<b>254,775</b>
<b>3243EM Total</b>						<b>1,284,759</b>	<b>836,426</b>	<b>721,503</b>
3244EM	IDAHO	KATRINA	9/13/2005	2-INFRASTRUCTURE	416X-PUBLIC ASSISTANCE	584,137	584,134	123,956
				<b>2-INFRASTRUCTURE Total</b>		<b>584,137</b>	<b>584,134</b>	<b>123,956</b>
				5-ADMINISTRATION	11XX-SALARIES & BENEFITS	20,700	5,965	5,965
					21XX-TRAVEL	15,000	4,143	3,894
					22XX-TRANSPORTION			
					23XX-RENT, COMM, UTILITIES			
					24XX-PRINT & REPRO			
					26XX-SUPPLIES & MATERIALS			
				<b>5-ADMINISTRATION Total</b>		<b>35,700</b>	<b>10,108</b>	<b>9,860</b>
<b>3244EM Total</b>						<b>619,837</b>	<b>594,243</b>	<b>133,815</b>
3245EM	NEBRASKA	KATRINA	9/13/2005	2-INFRASTRUCTURE	416X-PUBLIC ASSISTANCE	210,100	210,100	63,544
				<b>2-INFRASTRUCTURE Total</b>		<b>210,100</b>	<b>210,100</b>	<b>63,544</b>
				5-ADMINISTRATION	11XX-SALARIES & BENEFITS			
					21XX-TRAVEL	1,302	1,302	1,302
					22XX-TRANSPORTION			
					23XX-RENT, COMM, UTILITIES			
					24XX-PRINT & REPRO			
					26XX-SUPPLIES & MATERIALS			
				<b>5-ADMINISTRATION Total</b>		<b>1,302</b>	<b>1,302</b>	<b>1,302</b>
<b>3245EM Total</b>						<b>211,402</b>	<b>211,402</b>	<b>64,846</b>

PROG CODE	STATE NAME	EVENT NAME	DECLARED	PROGRAM AREA	PROGRAM NAME	ALLOCATIONS	OBLIGATIONS	EXPENDITURES
3246EM	CONNECTICUT	KATRINA	9/13/2005	2-INFRASTRUCTURE	416X-PUBLIC ASSISTANCE	1,000,000	353,722	
				<b>2-INFRASTRUCTURE Total</b>		<b>1,000,000</b>	<b>353,722</b>	
				5-ADMINISTRATION	11XX-SALARIES & BENEFITS	23,373	16,078	16,078
					21XX-TRAVEL	19,928	19,928	6,209
					22XX-TRANSPORTION			
					23XX-RENT, COMM, UTILITIES			
					24XX-PRINT & REPRO			
26XX-SUPPLIES & MATERIALS								
<b>5-ADMINISTRATION Total</b>		<b>43,301</b>	<b>36,005</b>	<b>22,287</b>				
<b>3246EM Total</b>						<b>1,043,301</b>	<b>389,727</b>	<b>22,287</b>
3247EM	NORTH DAKOTA	KATRINA	9/13/2005	2-INFRASTRUCTURE	416X-PUBLIC ASSISTANCE	23,747	23,747	
				<b>2-INFRASTRUCTURE Total</b>		<b>23,747</b>	<b>23,747</b>	
				5-ADMINISTRATION	11XX-SALARIES & BENEFITS	20,700	3,462	3,462
					21XX-TRAVEL	17,053	17,052	16,689
					22XX-TRANSPORTION	500		
					23XX-RENT, COMM, UTILITIES			
					24XX-PRINT & REPRO			
25XX-OTHER SERVICES	1,233	1,233						
26XX-SUPPLIES & MATERIALS	2,500							
<b>5-ADMINISTRATION Total</b>		<b>41,985</b>	<b>21,747</b>	<b>20,151</b>				
<b>3247EM Total</b>						<b>65,732</b>	<b>45,494</b>	<b>20,151</b>
3248EM	CALIFORNIA	KATRINA	9/13/2005	2-INFRASTRUCTURE	416X-PUBLIC ASSISTANCE	200,000		
				<b>2-INFRASTRUCTURE Total</b>		<b>200,000</b>		
				5-ADMINISTRATION	11XX-SALARIES & BENEFITS	338,820	308,656	308,656
					21XX-TRAVEL	364,500	308,275	272,382
					22XX-TRANSPORTION			
					23XX-RENT, COMM, UTILITIES			
					24XX-PRINT & REPRO			
26XX-SUPPLIES & MATERIALS								
<b>5-ADMINISTRATION Total</b>		<b>703,320</b>	<b>616,931</b>	<b>581,038</b>				
<b>3248EM Total</b>						<b>903,320</b>	<b>616,931</b>	<b>581,038</b>
3249EM	WISCONSIN	KATRINA	9/13/2005	2-INFRASTRUCTURE	416X-PUBLIC ASSISTANCE	3,501,228	2,970,925	860,032
				<b>2-INFRASTRUCTURE Total</b>		<b>3,501,228</b>	<b>2,970,925</b>	<b>860,032</b>
				5-ADMINISTRATION	11XX-SALARIES & BENEFITS	11,437	1,137	1,137
					21XX-TRAVEL	13,300	88	88
					22XX-TRANSPORTION			
					23XX-RENT, COMM, UTILITIES			
					24XX-PRINT & REPRO			
26XX-SUPPLIES & MATERIALS								
<b>5-ADMINISTRATION Total</b>		<b>24,737</b>	<b>1,225</b>	<b>1,225</b>				
<b>3249EM Total</b>						<b>3,525,965</b>	<b>2,972,150</b>	<b>861,257</b>
3250EM	OHIO	KATRINA	9/13/2005	2-INFRASTRUCTURE	416X-PUBLIC ASSISTANCE	2,518,180	2,157,511	1,423,632
				<b>2-INFRASTRUCTURE Total</b>		<b>2,518,180</b>	<b>2,157,511</b>	<b>1,423,632</b>
				5-ADMINISTRATION	11XX-SALARIES & BENEFITS	12,050		
					21XX-TRAVEL	13,300		
					22XX-TRANSPORTION			
					23XX-RENT, COMM, UTILITIES			
					24XX-PRINT & REPRO			
26XX-SUPPLIES & MATERIALS								
<b>5-ADMINISTRATION Total</b>		<b>25,350</b>						
<b>3250EM Total</b>						<b>2,543,530</b>	<b>2,157,511</b>	<b>1,423,632</b>
3251EM	MARYLAND	KATRINA	9/13/2005	2-INFRASTRUCTURE	416X-PUBLIC ASSISTANCE	1,637,550	1,387,550	607,854
				<b>2-INFRASTRUCTURE Total</b>		<b>1,637,550</b>	<b>1,387,550</b>	<b>607,854</b>
				5-ADMINISTRATION	11XX-SALARIES & BENEFITS	44,214	28,479	28,479
					21XX-TRAVEL	62,112	54,368	54,368
					22XX-TRANSPORTION			
					23XX-RENT, COMM, UTILITIES			
					24XX-PRINT & REPRO			
26XX-SUPPLIES & MATERIALS								
<b>5-ADMINISTRATION Total</b>		<b>106,326</b>	<b>82,847</b>	<b>82,847</b>				
<b>3251EM Total</b>						<b>1,743,876</b>	<b>1,470,396</b>	<b>690,700</b>
3252EM	MASSACHUSETTS	KATRINA	9/13/2005	2-INFRASTRUCTURE	416X-PUBLIC ASSISTANCE	5,250,000	4,388,139	4,332,716
				<b>2-INFRASTRUCTURE Total</b>		<b>5,250,000</b>	<b>4,388,139</b>	<b>4,332,716</b>
				5-ADMINISTRATION	11XX-SALARIES & BENEFITS	206,930	194,910	194,910
					21XX-TRAVEL	115,166	110,166	87,823
22XX-TRANSPORTION	1,000	1,000						

PROG CODE	STATE NAME	EVENT NAME	DECLARED	PROGRAM AREA	PROGRAM NAME	ALLOCATIONS	OBLIGATIONS	EXPENDITURES
					23XX-RENT, COMM, UTILITIES 24XX-PRINT & REPRO 26XX-SUPPLIES & MATERIALS			
<b>5-ADMINISTRATION Total</b>						<b>323,096</b>	<b>306,075</b>	<b>282,733</b>
<b>3252EM Total</b>						<b>5,573,096</b>	<b>4,694,215</b>	<b>4,615,449</b>
3252EM	MONTANA	KATRINA	9/13/2005	2-INFRASTRUCTURE	416X-PUBLIC ASSISTANCE	400,000	397,372	115,492
<b>2-INFRASTRUCTURE Total</b>						<b>400,000</b>	<b>397,372</b>	<b>115,492</b>
5-ADMINISTRATION								
11XX-SALARIES & BENEFITS						26,452	20,657	20,657
21XX-TRAVEL						13,904	10,929	8,991
22XX-TRANSPORTION								
23XX-RENT, COMM, UTILITIES								
24XX-PRINT & REPRO								
26XX-SUPPLIES & MATERIALS						2,500		
<b>5-ADMINISTRATION Total</b>						<b>42,856</b>	<b>31,586</b>	<b>29,647</b>
<b>3253EM Total</b>						<b>442,856</b>	<b>428,958</b>	<b>145,139</b>
3255EM	RHODE ISLAND	KATRINA	9/19/2005	2-INFRASTRUCTURE	416X-PUBLIC ASSISTANCE	1,500,000	1,008,050	65,614
<b>2-INFRASTRUCTURE Total</b>						<b>1,500,000</b>	<b>1,008,050</b>	<b>65,614</b>
5-ADMINISTRATION								
11XX-SALARIES & BENEFITS						10,916	6,361	6,361
21XX-TRAVEL						13,792	13,792	7,916
22XX-TRANSPORTION								
23XX-RENT, COMM, UTILITIES								
24XX-PRINT & REPRO								
26XX-SUPPLIES & MATERIALS								
<b>5-ADMINISTRATION Total</b>						<b>24,708</b>	<b>20,153</b>	<b>14,278</b>
<b>3255EM Total</b>						<b>1,524,708</b>	<b>1,028,204</b>	<b>79,892</b>
3256EM	MAINE	KATRINA	9/19/2005	2-INFRASTRUCTURE	416X-PUBLIC ASSISTANCE	100,000	47,927	
<b>2-INFRASTRUCTURE Total</b>						<b>100,000</b>	<b>47,927</b>	
5-ADMINISTRATION								
11XX-SALARIES & BENEFITS								
21XX-TRAVEL						6,000	6,000	
22XX-TRANSPORTION								
23XX-RENT, COMM, UTILITIES								
24XX-PRINT & REPRO								
26XX-SUPPLIES & MATERIALS								
<b>5-ADMINISTRATION Total</b>						<b>6,000</b>	<b>6,000</b>	
<b>3256EM Total</b>						<b>106,000</b>	<b>53,927</b>	
3257EM	NEW JERSEY	KATRINA	9/19/2005	2-INFRASTRUCTURE	416X-PUBLIC ASSISTANCE	120,026	120,026	116,692
<b>2-INFRASTRUCTURE Total</b>						<b>120,026</b>	<b>120,026</b>	<b>116,692</b>
5-ADMINISTRATION								
11XX-SALARIES & BENEFITS						31,601	36,169	36,169
21XX-TRAVEL						18,466	7,923	1,774
22XX-TRANSPORTION						200	200	126
23XX-RENT, COMM, UTILITIES								
24XX-PRINT & REPRO								
26XX-SUPPLIES & MATERIALS								
<b>5-ADMINISTRATION Total</b>						<b>50,267</b>	<b>44,292</b>	<b>38,069</b>
<b>3257EM Total</b>						<b>170,293</b>	<b>164,318</b>	<b>154,761</b>
3258EM	NEW HAMPSHIRE	KATRINA	9/19/2005	2-INFRASTRUCTURE	416X-PUBLIC ASSISTANCE	100,000	9,887	
<b>2-INFRASTRUCTURE Total</b>						<b>100,000</b>	<b>9,887</b>	
5-ADMINISTRATION								
11XX-SALARIES & BENEFITS								
21XX-TRAVEL						6,000	6,000	92
22XX-TRANSPORTION								
23XX-RENT, COMM, UTILITIES								
24XX-PRINT & REPRO								
26XX-SUPPLIES & MATERIALS								
<b>5-ADMINISTRATION Total</b>						<b>6,000</b>	<b>6,000</b>	<b>92</b>
<b>3258EM Total</b>						<b>106,000</b>	<b>15,887</b>	<b>92</b>
3259EM	FLORIDA	RITA	9/20/2005	2-INFRASTRUCTURE	416X-PUBLIC ASSISTANCE	9,100,000	8,921,857	4,958,756
<b>2-INFRASTRUCTURE Total</b>						<b>9,100,000</b>	<b>8,921,857</b>	<b>4,958,756</b>
4-OPERATIONS								
2508-MISSIONS-DFA						10,000	10,000	
<b>4-OPERATIONS Total</b>						<b>10,000</b>	<b>10,000</b>	
5-ADMINISTRATION								
11XX-SALARIES & BENEFITS						19,741	19,741	19,741
21XX-TRAVEL						25,060	25,060	25,060
22XX-TRANSPORTION								
23XX-RENT, COMM, UTILITIES								
24XX-PRINT & REPRO								
2501-MISSIONS-FOS						1,236,000	1,236,000	24,459
26XX-SUPPLIES & MATERIALS								

PROG CODE	STATE NAME	EVENT NAME	DECLARED	PROGRAM AREA	PROGRAM NAME	ALLOCATIONS	OBLIGATIONS	EXPENDITURES
<b>5-ADMINISTRATION Total</b>						<b>1,280,801</b>	<b>1,280,801</b>	<b>69,260</b>
<b>3259EM Total</b>						<b>10,390,801</b>	<b>10,212,657</b>	<b>5,028,015</b>
3260EM	LOUISIANA	RITA	9/21/2005	2-INFRASTRUCTURE	416X-PUBLIC ASSISTANCE			
<b>2-INFRASTRUCTURE Total</b>								
4-OPERATIONS						2508-MISSIONS-DFA	100,000	100,000
<b>4-OPERATIONS Total</b>						<b>100,000</b>	<b>100,000</b>	
5-ADMINISTRATION						11XX-SALARIES & BENEFITS		
						21XX-TRAVEL		
						22XX-TRANSPORTION		
						23XX-RENT, COMM, UTILITIES		
						24XX-PRINT & REPRO		
						2501-MISSIONS-FOS	175,000	175,000
						26XX-SUPPLIES & MATERIALS		
<b>5-ADMINISTRATION Total</b>						<b>175,000</b>	<b>175,000</b>	
<b>3260EM Total</b>						<b>275,000</b>	<b>275,000</b>	
3261EM	TEXAS	RITA	9/21/2005	2-INFRASTRUCTURE	416X-PUBLIC ASSISTANCE	5,615,000	5,528,246	5,283,816
<b>2-INFRASTRUCTURE Total</b>						<b>5,615,000</b>	<b>5,528,246</b>	<b>5,283,816</b>
4-OPERATIONS						2508-MISSIONS-DFA	5,000,000	5,000,000
<b>4-OPERATIONS Total</b>						<b>5,000,000</b>	<b>5,000,000</b>	
5-ADMINISTRATION						11XX-SALARIES & BENEFITS	18,793	18,793
						21XX-TRAVEL	13,238	13,238
						22XX-TRANSPORTION		
						23XX-RENT, COMM, UTILITIES	50,000	50,000
						24XX-PRINT & REPRO	20,000	20,000
						2501-MISSIONS-FOS	97,641,000	97,641,000
						25XX-OTHER SERVICES	1,165,737	1,165,737
						26XX-SUPPLIES & MATERIALS	591,787	591,787
						31XX-EQUIPMENT	1,363,983	1,363,983
<b>5-ADMINISTRATION Total</b>						<b>100,864,539</b>	<b>100,864,539</b>	<b>6,258,215</b>
<b>3261EM Total</b>						<b>111,479,539</b>	<b>111,392,785</b>	<b>11,542,031</b>
3262EM	NEW YORK	KATRINA	9/30/2005	2-INFRASTRUCTURE	416X-PUBLIC ASSISTANCE	1,258,446	1,258,446	992,025
<b>2-INFRASTRUCTURE Total</b>						<b>1,258,446</b>	<b>1,258,446</b>	<b>992,025</b>
5-ADMINISTRATION						11XX-SALARIES & BENEFITS	221,350	191,213
						21XX-TRAVEL	70,800	70,792
						22XX-TRANSPORTION	200	200
<b>5-ADMINISTRATION Total</b>						<b>292,350</b>	<b>262,205</b>	<b>255,622</b>
<b>3262EM Total</b>						<b>1,550,796</b>	<b>1,520,651</b>	<b>1,247,647</b>
3263EM	DELAWARE	KATRINA	9/30/2005	2-INFRASTRUCTURE	416X-PUBLIC ASSISTANCE	100,941	100,908	77,707
<b>2-INFRASTRUCTURE Total</b>						<b>100,941</b>	<b>100,908</b>	<b>77,707</b>
5-ADMINISTRATION						11XX-SALARIES & BENEFITS	45,400	
						21XX-TRAVEL	3,500	443
<b>5-ADMINISTRATION Total</b>						<b>48,900</b>	<b>443</b>	<b>443</b>
<b>3263EM Total</b>						<b>149,841</b>	<b>101,351</b>	<b>78,150</b>
<b>Grand Total</b>						<b>35,800,948,788</b>	<b>32,491,778,720</b>	<b>18,749,931,082</b>



**FINANCIAL INFORMATION TOOL**  
**FOR HURRICANE KATRINA, RITA, & WILMA DECLARATIONS ONLY**  
**MISSION ASSIGNMENTS ONLY**

**AS OF 05-31-2006**

<b>AGENCY</b>	<b>OBLIGATIONS</b>	<b>EXPENDITURES</b>
AID	17,354,000	13,561
APHIS	400,000	
ARC	95,000	11,159
BIA	317,600	
BTS	200,000	
BUREC	2,089,000	
CBP	42,957,949	6,226,284
CDC	20,098,500	
CIA	200,000	
CNCS	5,905,500	
COE-LRD	15,000	2,522
COE-MVD	4,229,969,516	329,126,720
COE-NAD		
COE-SAD	475,067,982	75,006,207
COE-SWD	265,928,900	19,952,650
DHSOIG	200,000	
DHUD	83,065,000	32,431,710
DOC	1,400,000	25,281
DOD	1,179,773,169	254,703,880
DOE	505,000	
DOED	230,000	
DOI	1,357,784	
DOL	325,000	17,938
DOS	55,000	
DOT	525,431,212	203,713,398
EEOC	200,000	
EPA	368,871,200	9,398,166
FAA		
FCC	200,000	
FCSIC	200,000	
FLETC	460,103	438,223
FMSHRC	200,000	
FNS	20,000	
FPS	217,103,685	961,463
GSA	78,703,268	452,271

AGENCY	OBLIGATIONS	EXPENDITURES
HHS	255,367,806	
IAIP	214,000	
ICE	36,417,200	266,152
MSPB	2,000	
NAR	625,000	
NASA	541,500	
NCPC	20,000	
NCS	13,220,685	102,381
NCUA		
NGA	1,310,000	5,714
NLRB	240,000	48,259
NOAA	5,155,000	
NPS	157,000	
NRC	200,000	
NSF	200,000	
OCFO	210,000	
OPM	615,000	
OSHA	21,225,000	
OSLGCP	200,000	
RRB	25,000	5,419
S&T	100,000	
SBA	200,000	
SCS	11,800	
SEC	2,000	
SSA	1,225,000	200,000
TREAS	2,190,650	61,714
TSA	455,000	
TVA	10,545,411	2,198,750
USCG	442,418,501	11,353,911
USCIS	910,000	
USDA	19,360,500	
USDJ	55,674,600	3,300,991
USFS	365,680,288	4,260,765
USFWS		
USGS	507,300	
USPC	5,697,217	546,985
USPHS		
USPS	1,126,889	129,208
USSS	8,800	
VA	10,075,000	
<b>Grand Total</b>	<b>8,771,033,515</b>	<b>954,961,685</b>

**FINANCIAL INFORMATION TOOL  
FOR HURRICANE KATRINA, RITA, & WILMA DECLARATIONS ONLY  
MISSION ASSIGNMENTS ONLY  
AS OF 05-31-2006**

PROG CODE	STATE NAME	EVENT NAME	AGENCY	PROGRAM NAME	OBLIGATIONS	EXPENDITURES
1602DR	FLORIDA	KATRINA	CBP	2501-MISSIONS-FOS	11,447,424	6,226,284
			COE-SAD	2501-MISSIONS-FOS	335,000	43,895
			DOD	2501-MISSIONS-FOS	100,000	
			DOE	2501-MISSIONS-FOS	10,000	
			DOT	2501-MISSIONS-FOS	2,018,500	129,913
			EPA	2501-MISSIONS-FOS	20,000	
			GSA	2501-MISSIONS-FOS	155,000	
			HHS	2501-MISSIONS-FOS	365,000	
			NCS	2501-MISSIONS-FOS	10,000	
			USCG	2501-MISSIONS-FOS	1	
			USDA	2501-MISSIONS-FOS	10,000	
				2507-MISSIONS-TA	10,000	
				USFS	2501-MISSIONS-FOS	725,000
<b>1602DR Total</b>					<b>15,205,925</b>	<b>6,400,091</b>
1603DR	LOUISIANA	KATRINA	APHIS	2501-MISSIONS-FOS	368,000	
				2508-MISSIONS-DFA	12,000	
			ARC	2501-MISSIONS-FOS	50,000	11,159
			BUREC	2501-MISSIONS-FOS	1,089,000	
			CBP	2501-MISSIONS-FOS	16,005,525	
			CDC	2508-MISSIONS-DFA	17,423,500	
			CNCS	2501-MISSIONS-FOS	2,400,000	
			COE-MVD	2501-MISSIONS-FOS	47,417,364	2,760,262
				2507-MISSIONS-TA	7,000,000	253,090
				2508-MISSIONS-DFA	2,070,992,000	55,003,923
			DHUD	2501-MISSIONS-FOS	3,695,000	872,238
				2508-MISSIONS-DFA	79,000,000	31,556,792
			DOC	2501-MISSIONS-FOS	150,000	
			DOD	2501-MISSIONS-FOS	274,469,427	12,396,596
				2507-MISSIONS-TA	271,500	
				2508-MISSIONS-DFA	24,812,000	1,120,667
			DOE	2501-MISSIONS-FOS	80,000	
			DOED	2508-MISSIONS-DFA		
			DOI	2501-MISSIONS-FOS	329,000	
			DOL	2501-MISSIONS-FOS		
			DOS	2501-MISSIONS-FOS	55,000	
			DOT	2501-MISSIONS-FOS	71,193,000	5,675,458
				2508-MISSIONS-DFA	256,000,000	134,598,615
			EPA	2501-MISSIONS-FOS	22,517,000	
				2507-MISSIONS-TA	2,500,000	
				2508-MISSIONS-DFA	197,000,000	
			FNS	2501-MISSIONS-FOS	20,000	
			FPS	2501-MISSIONS-FOS	132,651,820	619,180
				2507-MISSIONS-TA		
				2508-MISSIONS-DFA		
			GSA	2501-MISSIONS-FOS	2,805,000	64,864
				2508-MISSIONS-DFA		
			HHS	2501-MISSIONS-FOS	615,000	
2507-MISSIONS-TA	30,000					
2508-MISSIONS-DFA	81,649,806					

PROG CODE	STATE NAME	EVENT NAME	AGENCY	PROGRAM NAME	OBLIGATIONS	EXPENDITURES
			ICE	2501-MISSIONS-FOS	12,405,000	
				2508-MISSIONS-DFA	18,500,000	
			NAR	2508-MISSIONS-DFA	600,000	
			NASA	2501-MISSIONS-FOS	91,500	
			NCS	2501-MISSIONS-FOS	3,900,000	102,381
				2508-MISSIONS-DFA	1,000,000	
			NGA	2501-MISSIONS-FOS	520,000	
			NOAA	2501-MISSIONS-FOS	1,750,000	
			OCFO	2501-MISSIONS-FOS	10,000	
			OSHA	2501-MISSIONS-FOS	125,000	
			SBA	2501-MISSIONS-FOS		
			TREAS	2501-MISSIONS-FOS	110,000	
			TVA	2501-MISSIONS-FOS	1,937,772	830,284
				2508-MISSIONS-DFA		
			USCG	2501-MISSIONS-FOS	3,275,000	
				2507-MISSIONS-TA	37,500	
				2508-MISSIONS-DFA	165,000,000	11,162,254
			USDA	2501-MISSIONS-FOS	1,176,000	
				2508-MISSIONS-DFA	10,000,000	
			USDJ	2501-MISSIONS-FOS	2,764,600	
				2507-MISSIONS-TA	150,000	
				2508-MISSIONS-DFA	45,313,000	3,219,744
			USFS	2501-MISSIONS-FOS	138,600,000	4,200,495
				2508-MISSIONS-DFA		
			USGS	2501-MISSIONS-FOS	250,000	
			USPHS	2501-MISSIONS-FOS		
			USPS	2501-MISSIONS-FOS	83,270	83,270
			VA	2501-MISSIONS-FOS	50,000	
<b>1603DR Total</b>					<b>3,720,249,585</b>	<b>264,531,272</b>
1604DR	MISSISSIPPI	KATRINA	AID	2501-MISSIONS-FOS	17,314,000	10,734
			BTS	2501-MISSIONS-FOS	200,000	
			CBP	2501-MISSIONS-FOS	3,505,000	
				2508-MISSIONS-DFA		
			CNCS	2501-MISSIONS-FOS	7,500	
				2508-MISSIONS-DFA	1,508,000	
			COE-LRD	2501-MISSIONS-FOS	15,000	2,522
			COE-MVD	2501-MISSIONS-FOS	454,575,740	59,754,561
				2507-MISSIONS-TA	243,256	124,508
				2508-MISSIONS-DFA	1,271,755,595	156,377,440
			COE-SAD	2501-MISSIONS-FOS		
			DHSOIG	2501-MISSIONS-FOS	200,000	
			DHUD	2501-MISSIONS-FOS	150,000	2,680
			DOC	2501-MISSIONS-FOS	1,000,000	25,281
				2507-MISSIONS-TA	50,000	
			DOD	2501-MISSIONS-FOS	770,190,415	232,674,341
				2508-MISSIONS-DFA	54,950,345	3,730,750
			DOE	2501-MISSIONS-FOS	270,000	
			DOED	2501-MISSIONS-FOS	205,000	
			DOI	2501-MISSIONS-FOS	995,400	
			DOL	2501-MISSIONS-FOS	325,000	17,938
			DOS	2501-MISSIONS-FOS		
			DOT	2501-MISSIONS-FOS	56,635,314	20,049,125
				2507-MISSIONS-TA	50,000	
				2508-MISSIONS-DFA	3,353,213	
			EEOC	2501-MISSIONS-FOS	200,000	

PROG CODE	STATE NAME	EVENT NAME	AGENCY	PROGRAM NAME	OBLIGATIONS	EXPENDITURES
			EPA	2501-MISSIONS-FOS	2,529,200	749,562
				2507-MISSIONS-TA	12,300,000	1,543,423
				2508-MISSIONS-DFA	57,000,000	6,477,839
			FAA	2501-MISSIONS-FOS		
			FCC	2501-MISSIONS-FOS	200,000	
			FCSIC	2501-MISSIONS-FOS	200,000	
			FLETC	2501-MISSIONS-FOS	460,103	438,223
			FMSHRC	2501-MISSIONS-FOS	200,000	
			FPS	2501-MISSIONS-FOS	28,452,767	252,567
				2508-MISSIONS-DFA	700,000	35,231
			GSA	2501-MISSIONS-FOS	60,208,268	361,958
				2508-MISSIONS-DFA		
			HHS	2501-MISSIONS-FOS	695,000	
				2507-MISSIONS-TA	207,500	
				2508-MISSIONS-DFA	64,815,500	
			IAIP	2501-MISSIONS-FOS	214,000	
			ICE	2501-MISSIONS-FOS	5,012,200	266,152
			MSPB	2501-MISSIONS-FOS	2,000	
			NAR	2501-MISSIONS-FOS	25,000	
			NASA	2501-MISSIONS-FOS	400,000	
				2508-MISSIONS-DFA	50,000	
			NCPC	2501-MISSIONS-FOS	20,000	
			NCS	2501-MISSIONS-FOS	2,325,000	
				2508-MISSIONS-DFA		
			NCUA	2501-MISSIONS-FOS		
			NGA	2501-MISSIONS-FOS	100,000	5,714
			NLRB	2501-MISSIONS-FOS	240,000	48,259
			NOAA	2501-MISSIONS-FOS		
				2508-MISSIONS-DFA	500,000	
			NPS	2507-MISSIONS-TA	157,000	
			NRC	2501-MISSIONS-FOS	200,000	
			NSF	2501-MISSIONS-FOS	200,000	
			OCFO	2501-MISSIONS-FOS	200,000	
			OPM	2501-MISSIONS-FOS	615,000	
			OSHA	2501-MISSIONS-FOS	21,100,000	
			OSLGCP	2501-MISSIONS-FOS	200,000	
			RRB	2501-MISSIONS-FOS	25,000	5,419
			S&T	2501-MISSIONS-FOS	100,000	
			SBA	2501-MISSIONS-FOS	200,000	
			SCS	2501-MISSIONS-FOS	11,800	
			SEC	2501-MISSIONS-FOS	2,000	
			SSA	2501-MISSIONS-FOS	1,025,000	200,000
			TREAS	2501-MISSIONS-FOS	1,820,650	31,218
			TSA	2501-MISSIONS-FOS	455,000	
			TVA	2501-MISSIONS-FOS	1,892,016	379,939
			USCG	2501-MISSIONS-FOS	13,970,000	44,416
				2508-MISSIONS-DFA	231,000,000	
			USCIS	2501-MISSIONS-FOS	910,000	
			USDA	2501-MISSIONS-FOS	112,000	
				2507-MISSIONS-TA	12,500	
				2508-MISSIONS-DFA	1,200,000	
			USDJ	2501-MISSIONS-FOS	2,535,000	
				2508-MISSIONS-DFA	4,867,000	81,247
			USFS	2501-MISSIONS-FOS	8,495,000	
				2507-MISSIONS-TA	50,000	

PROG CODE	STATE NAME	EVENT NAME	AGENCY	PROGRAM NAME	OBLIGATIONS	EXPENDITURES
				2508-MISSIONS-DFA	5,500,000	631
			USGS	2501-MISSIONS-FOS	125,300	
			USPC	2501-MISSIONS-FOS	4,697,217	546,985
			USPS	2501-MISSIONS-FOS	43,619	28,619
			USSS	2501-MISSIONS-FOS	8,800	
			VA	2501-MISSIONS-FOS	25,000	
<b>1604DR Total</b>					<b>3,176,310,218</b>	<b>484,267,281</b>
1605DR	ALABAMA	KATRINA	AID	2501-MISSIONS-FOS	40,000	2,827
			CNCS	2508-MISSIONS-DFA	500,000	
			COE-SAD	2501-MISSIONS-FOS	30,300,000	11,807,348
				2508-MISSIONS-DFA	151,000,000	51,280,277
			DHUD	2501-MISSIONS-FOS		
			DOD	2501-MISSIONS-FOS	2,669,482	
			DOE	2501-MISSIONS-FOS	10,000	
			DOS	2501-MISSIONS-FOS		
			DOT	2501-MISSIONS-FOS	24,057,500	8,177,531
				EPA	2501-MISSIONS-FOS	10,000
				2507-MISSIONS-TA	3,000,000	119,628
				2508-MISSIONS-DFA	27,000,000	490,047
			FPS	2501-MISSIONS-FOS	5,452,500	54,485
			GSA	2501-MISSIONS-FOS	11,260,000	
			HHS	2501-MISSIONS-FOS	50,000	
				2508-MISSIONS-DFA		
			NCS	2501-MISSIONS-FOS	73,000	
			TREAS	2501-MISSIONS-FOS	180,000	30,496
			TVA	2501-MISSIONS-FOS	3,457,622	988,528
			USCG	2501-MISSIONS-FOS	2,275,000	147,242
				2508-MISSIONS-DFA		
			USDA	2501-MISSIONS-FOS	20,000	
			USFS	2501-MISSIONS-FOS	1,260,000	22,030
			USGS	2501-MISSIONS-FOS	70,500	
			USPS	2501-MISSIONS-FOS	1,000,000	17,319
<b>1605DR Total</b>					<b>263,685,605</b>	<b>73,141,922</b>
1606DR	TEXAS	RITA	ARC	2501-MISSIONS-FOS	30,000	
			BIA	2508-MISSIONS-DFA	317,600	
			CNCS	2508-MISSIONS-DFA	240,000	
			COE-MVD	2507-MISSIONS-TA	50,000	
			COE-SWD	2501-MISSIONS-FOS	41,888,900	6,090,893
				2507-MISSIONS-TA	100,000	10,594
				2508-MISSIONS-DFA	213,350,000	13,836,205
			DHUD	2501-MISSIONS-FOS	120,000	
			DOD	2501-MISSIONS-FOS	23,100,000	
				2508-MISSIONS-DFA	2,810,000	
			DOE	2501-MISSIONS-FOS	50,000	
			DOI	2501-MISSIONS-FOS	5,000	
			DOT	2501-MISSIONS-FOS	30,331,000	14,547,616
				EPA	2501-MISSIONS-FOS	10,000
			FPS	2501-MISSIONS-FOS	7,310,000	
			GSA	2501-MISSIONS-FOS	30,000	
			HHS	2501-MISSIONS-FOS	23,000,000	
			NCS	2501-MISSIONS-FOS	340,000	
			NGA	2501-MISSIONS-FOS	690,000	
			NOAA	2501-MISSIONS-FOS	2,790,000	
			TREAS	2501-MISSIONS-FOS	70,000	
			TVA	2501-MISSIONS-FOS	2,080,000	

PROG CODE	STATE NAME	EVENT NAME	AGENCY	PROGRAM NAME	OBLIGATIONS	EXPENDITURES
			USCG	2501-MISSIONS-FOS	100,000	
				2508-MISSIONS-DFA	8,000,000	
			USDA	2501-MISSIONS-FOS	280,000	
				2508-MISSIONS-DFA	650,000	
			USFS	2501-MISSIONS-FOS	124,050,000	
			USGS	2501-MISSIONS-FOS	8,000	
			USPC	2501-MISSIONS-FOS	1,000,000	
		VA	2508-MISSIONS-DFA	10,000,000		
<b>1606DR Total</b>					<b>492,800,500</b>	<b>34,485,307</b>
1607DR	LOUISIANA	RITA	BUREC	2501-MISSIONS-FOS	1,000,000	
			CDC	2501-MISSIONS-FOS		
			COE-MVD	2501-MISSIONS-FOS	2,175,000	528,672
				2507-MISSIONS-TA	600,000	175,935
				2508-MISSIONS-DFA	375,000,000	54,091,925
			DOD	2501-MISSIONS-FOS		
				2508-MISSIONS-DFA	11,000,000	1,576,361
			DOT	2501-MISSIONS-FOS	25,110,000	8,240,542
				2508-MISSIONS-DFA	10,000,000	490,697
			EPA	2508-MISSIONS-DFA	39,500,000	
			FPS	2501-MISSIONS-FOS	5,000,000	
			GSA	2501-MISSIONS-FOS	500,000	
			HHS	2508-MISSIONS-DFA	20,100,000	
			NCS	2501-MISSIONS-FOS	5,002,685	
			TREAS	2501-MISSIONS-FOS	10,000	
			USCG	2508-MISSIONS-DFA	18,400,000	
			USDA	2508-MISSIONS-DFA	5,500,000	
			USFS	2508-MISSIONS-DFA	35,000,000	
			USGS	2508-MISSIONS-DFA	36,000	
<b>1607DR Total</b>					<b>553,933,685</b>	<b>65,104,133</b>
1609DR	FLORIDA	WILMA	CIA	2501-MISSIONS-FOS	200,000	
			CNCS	2508-MISSIONS-DFA	1,250,000	
			COE-SAD	2501-MISSIONS-FOS	70,327,982	10,622,518
				2507-MISSIONS-TA	600,000	17,025
				2508-MISSIONS-DFA	222,350,000	1,210,685
			DOC	2501-MISSIONS-FOS	200,000	
			DOD	2501-MISSIONS-FOS	2,650,000	
				2508-MISSIONS-DFA	900,000	6,277
			DOE	2501-MISSIONS-FOS	55,000	
			DOI	2508-MISSIONS-DFA	28,384	
			DOT	2501-MISSIONS-FOS	35,246,685	8,849,014
			EPA	2501-MISSIONS-FOS	40,000	4,264
				2507-MISSIONS-TA	100,000	3,050
				2508-MISSIONS-DFA	300,000	
			FPS	2501-MISSIONS-FOS	30,371,512	
				2508-MISSIONS-DFA	150,000	
			GSA	2501-MISSIONS-FOS	130,000	3,334
			HHS	2501-MISSIONS-FOS	1,230,000	
				2508-MISSIONS-DFA	8,165,000	
			NCS	2501-MISSIONS-FOS	40,000	
				2508-MISSIONS-DFA		
			NOAA	2508-MISSIONS-DFA	115,000	
			NPS	2501-MISSIONS-FOS		
			SSA	2501-MISSIONS-FOS	200,000	
			USCG	2501-MISSIONS-FOS	50,000	
				2508-MISSIONS-DFA	70,000	

PROG CODE	STATE NAME	EVENT NAME	AGENCY	PROGRAM NAME	OBLIGATIONS	EXPENDITURES
			USDA	2501-MISSIONS-FOS	330,000	
			USDJ	2501-MISSIONS-FOS	45,000	
			USFS	2501-MISSIONS-FOS	5,580,000	
			USFWS	2501-MISSIONS-FOS		
			USGS	2501-MISSIONS-FOS	2,500	
<b>1609DR Total</b>					<b>380,727,063</b>	<b>20,716,166</b>
3212EM	LOUISIANA	KATRINA	DOD	2501-MISSIONS-FOS	250,000	
			DOT	2501-MISSIONS-FOS	6,120,000	134,840
			GSA	2501-MISSIONS-FOS		
				2508-MISSIONS-DFA	1,500,000	
			NCS	2501-MISSIONS-FOS		
<b>3212EM Total</b>					<b>7,870,000</b>	<b>134,840</b>
3213EM	MISSISSIPPI	KATRINA	COE-MVD	2501-MISSIONS-FOS	160,561	56,405
			COE-SAD	2501-MISSIONS-FOS		
			DOD	2501-MISSIONS-FOS	10,000	8,103
			DOE	2501-MISSIONS-FOS	20,000	
			DOT	2501-MISSIONS-FOS	35,000	16,074
			EPA	2501-MISSIONS-FOS	10,000	6,189
			FPS	2501-MISSIONS-FOS	188,608	
			GSA	2501-MISSIONS-FOS	1,760,000	6,791
			HHS	2501-MISSIONS-FOS	50,000	
			NCS	2501-MISSIONS-FOS	10,000	
			TVA	2501-MISSIONS-FOS	288,000	
			USDA	2501-MISSIONS-FOS	20,000	
			USFS	2501-MISSIONS-FOS	60,288	
<b>3213EM Total</b>					<b>2,612,457</b>	<b>93,561</b>
3214EM	ALABAMA	KATRINA	APHIS	2501-MISSIONS-FOS		
			COE-SAD	2501-MISSIONS-FOS		
			DOD	2501-MISSIONS-FOS		
			DOE	2501-MISSIONS-FOS		
			DOT	2501-MISSIONS-FOS		
			EPA	2501-MISSIONS-FOS		
				2507-MISSIONS-TA		
			FPS	2501-MISSIONS-FOS	31,478	
			GSA	2501-MISSIONS-FOS		
			HHS	2501-MISSIONS-FOS		
			NCS	2501-MISSIONS-FOS		
			TVA	2501-MISSIONS-FOS		
			USCG	2501-MISSIONS-FOS		
			USDA	2501-MISSIONS-FOS		
			USFS	2501-MISSIONS-FOS		
<b>3214EM Total</b>					<b>31,478</b>	
3215EM	ARKANSAS	KATRINA	DOT	2501-MISSIONS-FOS	50,000	
				2508-MISSIONS-DFA	500,000	
			FPS	2501-MISSIONS-FOS	460,000	
			GSA	2501-MISSIONS-FOS	60,000	7,452
			HHS	2501-MISSIONS-FOS	10,000	
				2508-MISSIONS-DFA	3,000,000	
<b>3215EM Total</b>					<b>4,080,000</b>	<b>7,452</b>
3216EM	TEXAS	KATRINA	CDC	2508-MISSIONS-DFA	2,675,000	
			DHUD	2501-MISSIONS-FOS	100,000	
			DOD	2501-MISSIONS-FOS	20,000	
				2508-MISSIONS-DFA		
			DOED	2501-MISSIONS-FOS	25,000	
			DOT	2501-MISSIONS-FOS	650,000	632,826



PROG CODE	STATE NAME	EVENT NAME	AGENCY	PROGRAM NAME	OBLIGATIONS	EXPENDITURES
				2508-MISSIONS-DFA	2,500,000	1,300,346
			FPS	2501-MISSIONS-FOS	6,000,000	
			GSA	2501-MISSIONS-FOS	285,000	7,872
			HHS	2501-MISSIONS-FOS	80,000	
				2508-MISSIONS-DFA	10,050,000	
			ICE	2501-MISSIONS-FOS	500,000	
			TVA	2501-MISSIONS-FOS	890,000	
			USFS	2501-MISSIONS-FOS	5,000	2,656
				2508-MISSIONS-DFA	22,500,000	32,990
			USGS	2508-MISSIONS-DFA	15,000	
<b>3216EM Total</b>					<b>46,295,000</b>	<b>1,976,689</b>
3217EM	TENNESSEE	KATRINA	HHS	2501-MISSIONS-FOS	2,000	
				2507-MISSIONS-TA	5,000	
			USDA	2501-MISSIONS-FOS		
<b>3217EM Total</b>					<b>7,000</b>	
3218EM	GEORGIA	KATRINA	HHS	2501-MISSIONS-FOS	52,000	
			USDA	2501-MISSIONS-FOS		
<b>3218EM Total</b>					<b>52,000</b>	
3222EM	NORTH CAROLINA	KATRINA	HHS	2501-MISSIONS-FOS	2,000	
			USDA	2501-MISSIONS-FOS		
<b>3222EM Total</b>					<b>2,000</b>	
3223EM	UTAH	KATRINA	GSA	2508-MISSIONS-DFA		
<b>3223EM Total</b>						
3224EM	COLORADO	KATRINA	GSA	2501-MISSIONS-FOS		
<b>3224EM Total</b>						
3231EM	KENTUCKY	KATRINA	HHS	2501-MISSIONS-FOS	2,000	
			USDA	2501-MISSIONS-FOS		
<b>3231EM Total</b>					<b>2,000</b>	
3232EM	MISSOURI	KATRINA	ARC	2501-MISSIONS-FOS	5,000	
<b>3232EM Total</b>					<b>5,000</b>	
3233EM	SOUTH CAROLINA	KATRINA	HHS	2501-MISSIONS-FOS	2,000	
			USDA	2501-MISSIONS-FOS		
<b>3233EM Total</b>					<b>2,000</b>	
3237EM	ALABAMA	KATRINA	HHS	2508-MISSIONS-DFA	1,000,000	
<b>3237EM Total</b>					<b>1,000,000</b>	
3241EM	ARIZONA	KATRINA	USFS	2501-MISSIONS-FOS	2,000,000	1,963
<b>3241EM Total</b>					<b>2,000,000</b>	<b>1,963</b>
3259EM	FLORIDA	RITA	APHIS	2501-MISSIONS-FOS	10,000	
				2508-MISSIONS-DFA	10,000	
			COE-NAD	2501-MISSIONS-FOS		
			COE-SAD	2501-MISSIONS-FOS	155,000	24,459
			DOD	2501-MISSIONS-FOS	255,000	
			DOE	2501-MISSIONS-FOS	10,000	
			DOT	2501-MISSIONS-FOS	10,000	
			EPA	2501-MISSIONS-FOS	10,000	
			FPS	2501-MISSIONS-FOS	10,000	
			GSA	2501-MISSIONS-FOS		
			HHS	2501-MISSIONS-FOS	10,000	
			NCS	2501-MISSIONS-FOS	10,000	
			USCG	2501-MISSIONS-FOS	16,000	
			USDA	2501-MISSIONS-FOS	10,000	
			USFS	2501-MISSIONS-FOS	730,000	
<b>3259EM Total</b>					<b>1,246,000</b>	<b>24,459</b>
3260EM	LOUISIANA	RITA	COE-MVD	2508-MISSIONS-DFA		
			DOD	2501-MISSIONS-FOS		

PROG CODE	STATE NAME	EVENT NAME	AGENCY	PROGRAM NAME	OBLIGATIONS	EXPENDITURES
				2508-MISSIONS-DFA		
			DOT	2508-MISSIONS-DFA		
			EPA	2501-MISSIONS-FOS	25,000	
			FPS	2501-MISSIONS-FOS	125,000	
				2508-MISSIONS-DFA	100,000	
			HHS	2508-MISSIONS-DFA		
			USCG	2501-MISSIONS-FOS	25,000	
<b>3260EM Total</b>					<b>275,000</b>	
3261EM	TEXAS	RITA	ARC	2501-MISSIONS-FOS	10,000	
			CBP	2501-MISSIONS-FOS	12,000,000	
			COE-SWD	2501-MISSIONS-FOS	5,590,000	14,958
				2508-MISSIONS-DFA	5,000,000	
			DOD	2501-MISSIONS-FOS	11,315,000	3,190,787
			DOT	2501-MISSIONS-FOS	1,571,000	870,802
			EPA	2501-MISSIONS-FOS	5,000,000	
			FPS	2501-MISSIONS-FOS	100,000	
			GSA	2501-MISSIONS-FOS	10,000	
			HHS	2501-MISSIONS-FOS	40,180,000	
			NCS	2501-MISSIONS-FOS	510,000	
			USCG	2501-MISSIONS-FOS	200,000	
			USDA	2501-MISSIONS-FOS	30,000	
			USFS	2501-MISSIONS-FOS	21,125,000	
<b>3261EM Total</b>					<b>102,641,000</b>	<b>4,076,547</b>
<b>Grand Total</b>					<b>8,771,033,515</b>	<b>954,961,685</b>

FINANCIAL INFORMATION TOOL

**SUMMARY OF ALL PUBLIC ASSISTANCE OBLIGATIONS FOR  
NEW ORLEANS METROPOLITAN STATISTICAL AREA ONLY**

**AS OF 05-31-2006**

PROGRAM CODE	PROGRAM NAME	VENDOR COUNTY	NEMIS APPROVED OBLIGATIONS
1603DR	416X-PUBLIC ASSISTANCE	Jefferson	122,260,196.48
		Orleans	343,723,831.65
		Plaquemines	94,856,190.48
		St. Bernard	292,594,269.42
		St. Charles	20,410,686.18
		St. James	1,950,479.01
		St. John the Baptist	3,246,278.68
		St. Tammany	207,639,249.27
<b>1603DR Total</b>			<b>1,086,681,181.17</b>
1607DR	416X-PUBLIC ASSISTANCE	Jefferson	518,286.94
		Orleans	29,745.67
		Plaquemines	11,930.11
		St. Bernard	20,495.97
		St. Charles	288,952.41
		St. James	2,012.25
<b>1607DR Total</b>			<b>871,423.35</b>
<b>Grand Total</b>			<b>1,087,552,604.52</b>

FINANCIAL INFORMATION TOOL

PUBLIC ASSISTANCE OBLIGATIONS FOR NEW ORLEANS METROPOLITAN STATISTICAL AREA ONLY

AS OF 05-31-2006

PROGRAM NAME	PROGRAM CATEGORY	VENDOR COUNTY	NEMIS APPROVED OBLIGATIONS		
			KATRINA	RITA	GRAND TOTAL
			1603DR	1607DR	
416X-PUBLIC ASSISTANCE	416X-A DEBRIS REMOVAL	Jefferson	79,569,436.59	204,274.13	79,773,710.72
		Orleans	12,199,479.43		12,199,479.43
		Plaquemines	27,493,345.29		27,493,345.29
		St. Bernard	107,571,811.87		107,571,811.87
		St. Charles	871,017.96		871,017.96
		St. James	444,231.01		444,231.01
		St. John the Baptist	378,876.83		378,876.83
		St. Tammany	175,141,689.39		175,141,689.39
		<b>416X-A DEBRIS REMOVAL Total</b>		<b>403,669,888.37</b>	<b>204,274.13</b>
	416X-B PROTECTIVE MEASURES	Jefferson	34,783,335.32	314,012.81	35,097,348.13
		Orleans	181,454,208.62	29,745.67	181,483,954.29
		Plaquemines	26,159,099.99	11,930.11	26,171,030.10
		St. Bernard	147,520,626.40	20,495.97	147,541,122.37
		St. Charles	17,643,957.15	288,952.41	17,932,909.56
		St. James	1,056,289.45	2,012.25	1,058,301.70
		St. John the Baptist	2,108,708.78		2,108,708.78
		St. Tammany	20,597,408.71		20,597,408.71
		<b>416X-B PROTECTIVE MEASURES Total</b>		<b>431,323,634.42</b>	<b>667,149.22</b>
	416X-C ROADS & BRIDGES	Jefferson	149,549.06		149,549.06
		Orleans	4,171,151.27		4,171,151.27
		Plaquemines	638,493.35		638,493.35
		St. Bernard	3,438,426.47		3,438,426.47
		St. Charles	15,260.63		15,260.63
		St. James	43,357.27		43,357.27
		St. John the Baptist	99,803.93		99,803.93
		St. Tammany	2,134,052.76		2,134,052.76
		<b>416X-C ROADS &amp; BRIDGES Total</b>		<b>10,690,094.74</b>	
	416X-D WATER CONTROL FACILITIES	Jefferson	617,304.86		617,304.86
		Orleans	0.00		0.00
Plaquemines		689,355.34		689,355.34	
St. Bernard		97,750.29		97,750.29	
St. Charles		153,448.82		153,448.82	
St. Tammany		1,039,839.21		1,039,839.21	
<b>416X-D WATER CONTROL FACILITIES Total</b>		<b>2,597,698.52</b>		<b>2,597,698.52</b>	
416X-E PUBLIC BUILDINGS	Jefferson	5,626,552.09		5,626,552.09	
	Orleans	62,566,720.33		62,566,720.33	
	Plaquemines	31,147,944.98		31,147,944.98	
	St. Bernard	29,644,755.14		29,644,755.14	
	St. Charles	1,541,927.04		1,541,927.04	
	St. James	264,378.48		264,378.48	
	St. John the Baptist	650,156.66		650,156.66	
	St. Tammany	5,564,779.96		5,564,779.96	
	<b>416X-E PUBLIC BUILDINGS Total</b>		<b>137,007,214.68</b>		<b>137,007,214.68</b>
416X-F PUBLIC UTILITIES	Jefferson	394,234.12		394,234.12	
	Orleans	76,101,969.51		76,101,969.51	
	Plaquemines	3,388,529.99		3,388,529.99	
	St. Bernard	1,208,527.56		1,208,527.56	
	St. Charles	54,628.05		54,628.05	
	St. James	41,590.30		41,590.30	
	St. John the Baptist	2,245.49		2,245.49	
	St. Tammany	2,554,415.43		2,554,415.43	
	<b>416X-F PUBLIC UTILITIES Total</b>		<b>83,746,140.45</b>		<b>83,746,140.45</b>
416X-G RECREATIONAL/OTHER	Jefferson	1,119,784.44		1,119,784.44	
	Orleans	7,230,302.49		7,230,302.49	
	Plaquemines	5,339,421.54		5,339,421.54	
	St. Bernard	3,112,371.69		3,112,371.69	
	St. Charles	130,446.53		130,446.53	
	St. James	100,632.50		100,632.50	
	St. John the Baptist	6,486.99		6,486.99	
	St. Tammany	607,063.81		607,063.81	
	<b>416X-G RECREATIONAL/OTHER Total</b>		<b>17,646,509.99</b>		<b>17,646,509.99</b>
<b>Grand Total</b>		<b>1,086,681,181.17</b>	<b>871,423.35</b>	<b>1,087,552,604.52</b>	

## DISASTER RELIEF Terms Used

**Direct/Support:** Direct disaster programs provide resources to specifically address the short-, medium-, and long-term consequences of an event on both individuals and communities for declared disasters, emergencies, and fire management assistance grants. Direct costs also support pre-declaration activity (e.g., pre-positioning equipment and people before a hurricane strikes). Disaster support programs allow the Federal Emergency Management Agency (FEMA) to maintain critical, ongoing disaster operations and support infrastructure that supports the timely delivery of all of FEMA's disaster assistance programs. These resources provide for disaster-related support activities, which encompass ongoing operational capabilities that are not readily attributable to any one specific declared disaster.

**Allocations:** Funds set aside for declarations based on estimated needs for the next 30 days or less.

**Commitments:** Funds reserved in financial system based on specific requisitions in anticipation of their obligation.

**Obligations:** Obligations are recorded against allocated funds when contracts are signed, grants awarded, trips taken, mission assignments signed, etc.

**Mission Assignments:** Through Mission Assignments, FEMA tasks and reimburses Other Federal Agencies (OFAs) for providing services under the Stafford Act. These Mission Assignments fall into three categories:

- *Technical Assistance (TA):* OFAs provide expertise to States; 100% Federally funded; No State cost share
- *Direct Federal Assistance (DFA):* Requested by State; subject to State cost share (unless waived in response timeframe); Goods and services provided to the State to save lives and protect property
- *Federal Operations Support (FOS):* 100% Federally funded; No State cost share; Fed to Fed field operations support. This category reflects agreements with Federal agencies to perform services such as providing search and rescue operations, health and medical support, assisting with disease prevention and control, transportation of disaster victims, and delivery of food, water and other essential commodities to disaster victims.

### Human Services Categories:

- *Unemployment:* Disaster Unemployment Assistance for individuals who lose their job as a result of a Presidentially-declared disaster and are not covered by regular unemployment insurance.

- *Crisis Counseling*: Short-term services, provided by FEMA as supplemental funds granted to State and local mental health agencies, available to eligible survivors of Presidentially-declared major disasters.
- *Legal Services*: Legal advice for low income individuals regarding cases that will not produce a fee, provided by The Young Lawyers Division of the American Bar Association, through an agreement with FEMA.
- *Inspections*: Inspections to assess disaster damage.
- *Other Needs Assistance*: Medical, dental, funeral cost, transportation cost and other disaster-related needs within a total cap for Individual Assistance of \$26,200 per individual or household.
- *Housing Assistance*: Lodging expenses reimbursement (for a hotel or motel), rental assistance, home repair cash grant and home replacement cash grants within a total cap for Individual Assistance of \$26,200 per individual or household.

**Mitigation:**

- *Hazard Mitigation*: Long-term hazard mitigation measures after a major disaster declaration. The purpose of the program is to reduce the loss of life and property due to natural disasters and to enable mitigation measures to be implemented during the immediate recovery from a disaster.