

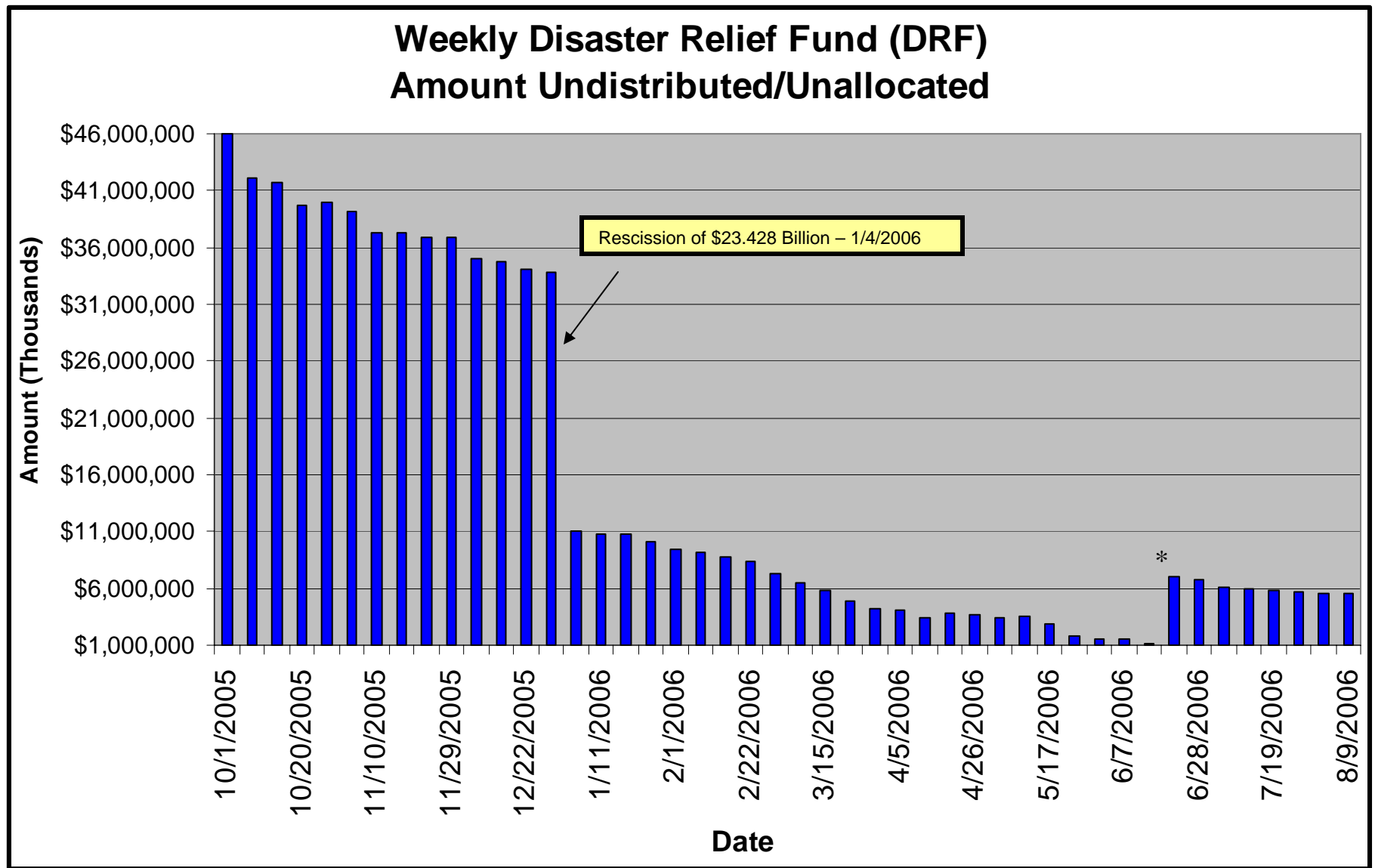
Department of Homeland Security - Federal Emergency Management Agency
Weekly Disaster Relief Fund (DRF) Report
8-09-2006
Congressional Weekly Report

TABLE OF CONTENTS

File	Title of File	Description	Page Numbers
Intro.	Graphical Representations	Graphic Analysis: ▪ DRF Amount Undistributed (10-1-2005 to present)	2
		▪ DRF Amount Undistributed (Current 8 weeks)	3
		▪ Allocations and Obligations for Katrina	4
		▪ Katrina, Rita and Wilma Allocations, Obligations and Expenditures	5
		▪ National Flood Insurance Claims	6
		▪ Manufactured Housing	7
2	Disaster Relief Fund - Status Report	Status of the Disaster Relief Fund	8-9
3	National Flood Insurance Data	Flood Insurance Claims made to Feds, by State; Homes Damaged without Flood Insurance, by State; Households Individual Claim Fully Paid, by State	10-11
4	Housing Data	Hotel and Manufactured Housing Information	12-14
5	Katrina, Rita and Wilma Declarations	Declarations by Major Object Class, Declarations by Program Area and Mission Assignments	15-25
		Vendor Details; Credit Card data; Obligations greater than \$50,000,000; Declarations; Missions Details; New Orleans data	26-85
6	Disaster Relief Terms	Definitions	86-87

FEDERAL EMERGENCY MANAGEMENT AGENCY
DISASTER RELIEF FUND

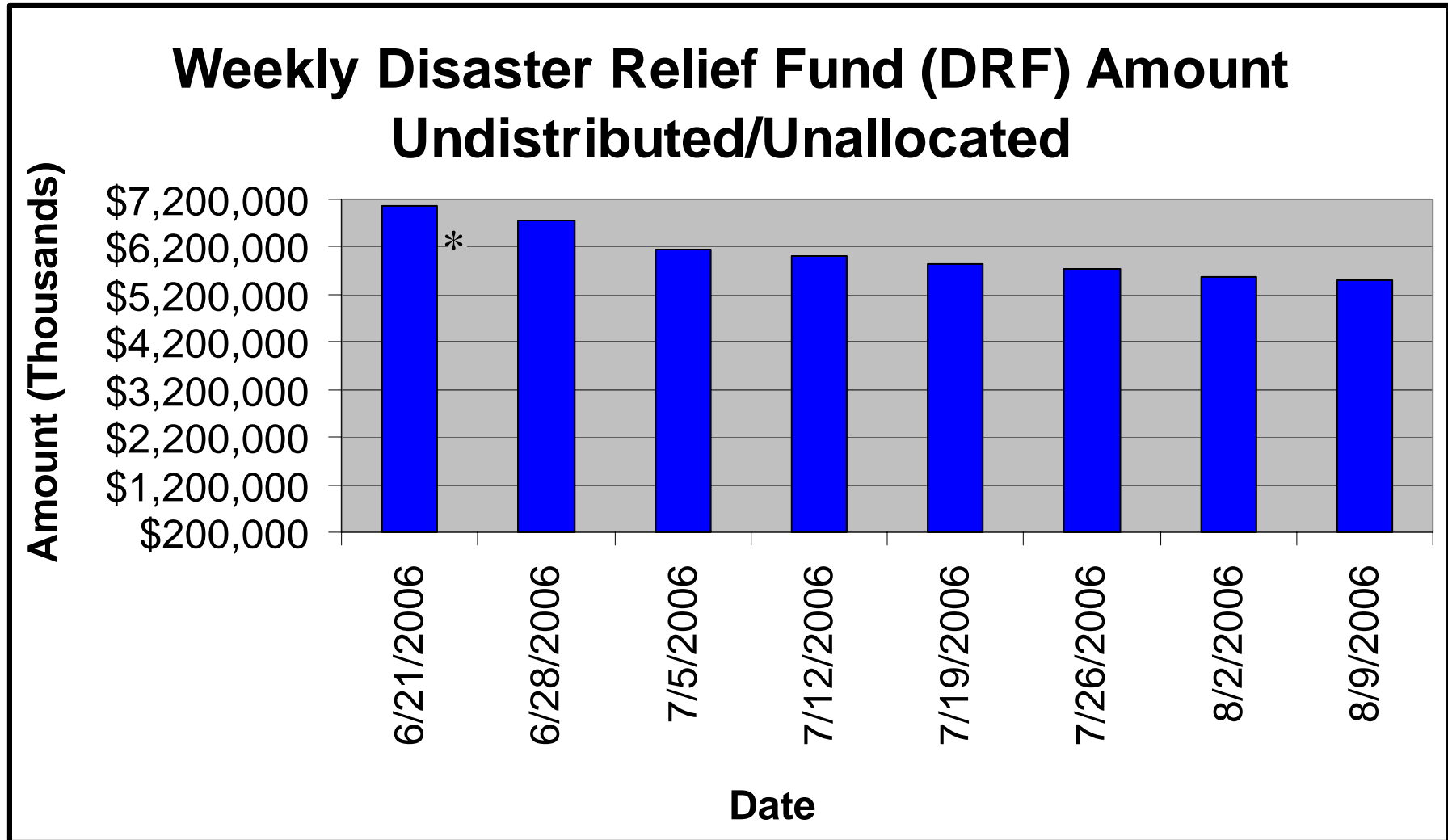
10/1/2005 to 8/9/2006



* Note: \$6,000,000 supplemental pursuant to P.L. 109-234

FEDERAL EMERGENCY MANAGEMENT AGENCY
DISASTER RELIEF FUND

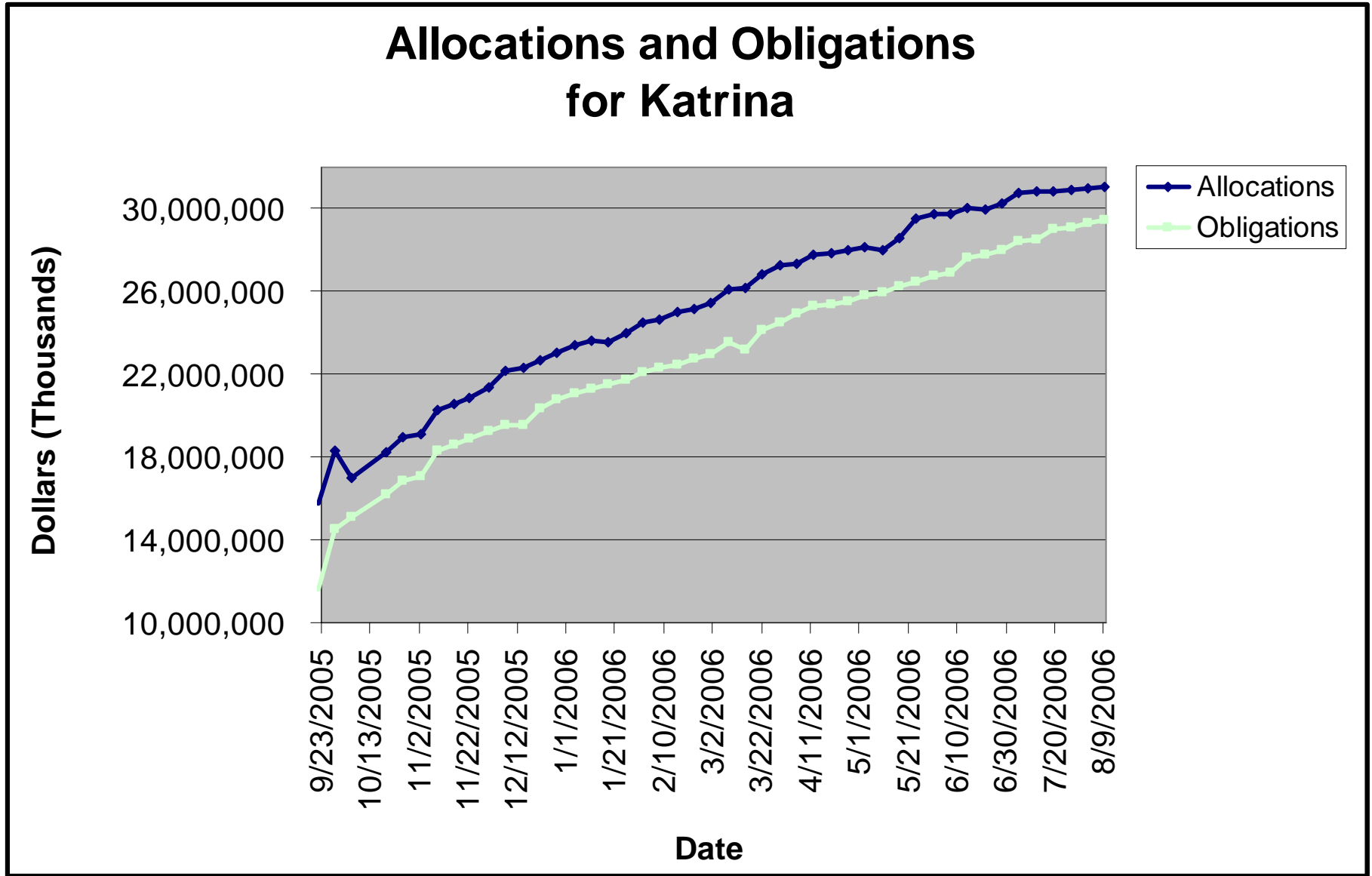
As of 8/09/06



* Note: \$6,000,000 supplemental pursuant to P.L. 109-234

FEDERAL EMERGENCY MANAGEMENT AGENCY
DISASTER RELIEF FUND

As of 8/09/06



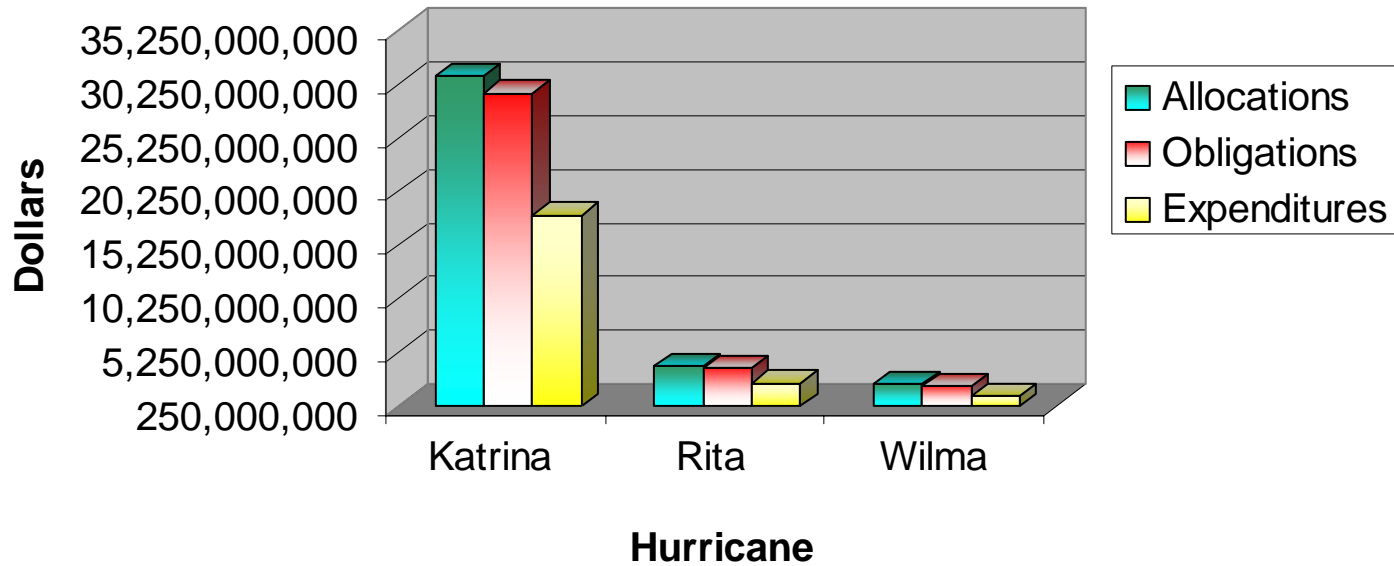
**FEDERAL EMERGENCY MANAGEMENT AGENCY
DISASTER RELIEF FUND**

As of 8/09/06

**Katrina, Rita and Wilma
Allocations, Obligations and Expenditures**

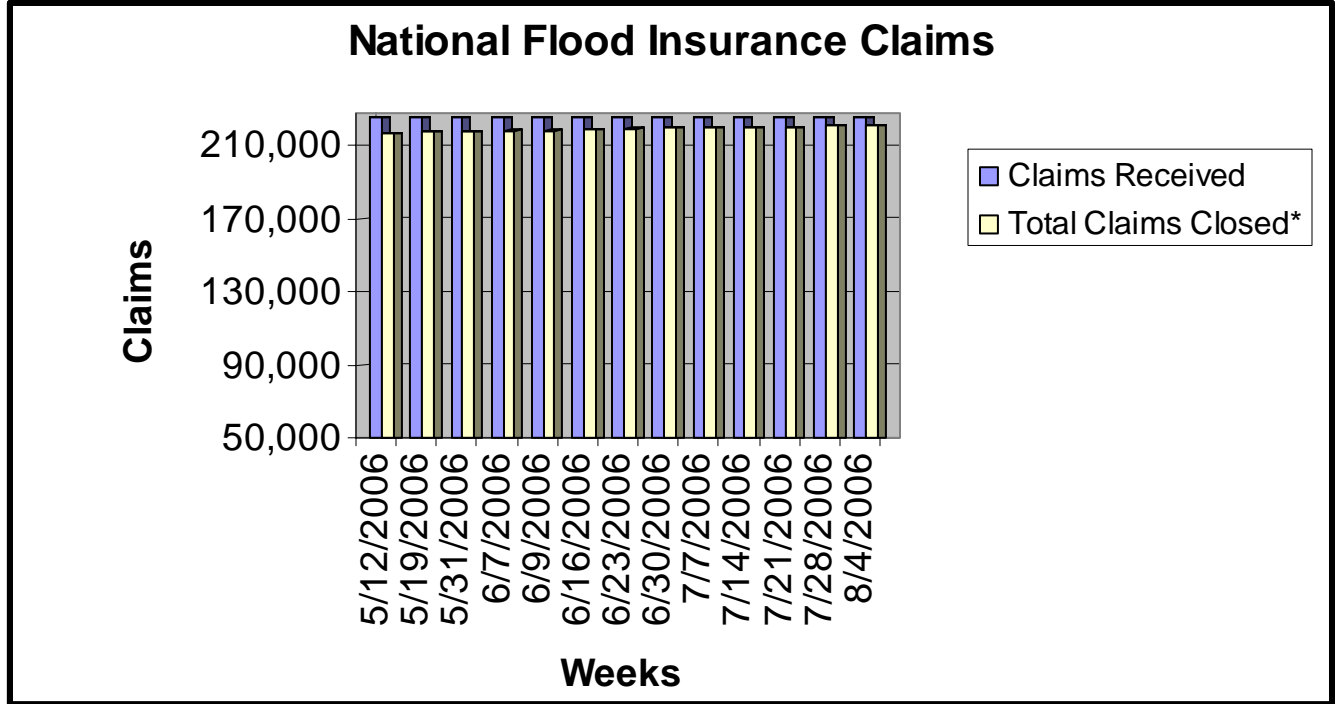
	Katrina	Rita	Wilma	Totals
Allocations	31,034,802,864	3,958,707,688	2,203,459,483	37,196,970,035
Obligations	29,437,707,864	3,763,663,813	2,115,669,411	35,317,041,088
Expenditures	18,050,148,662	2,370,747,669	1,184,406,031	21,605,302,362

Allocations, Obligation and Expenditures for Katrina, Rita and Wilma

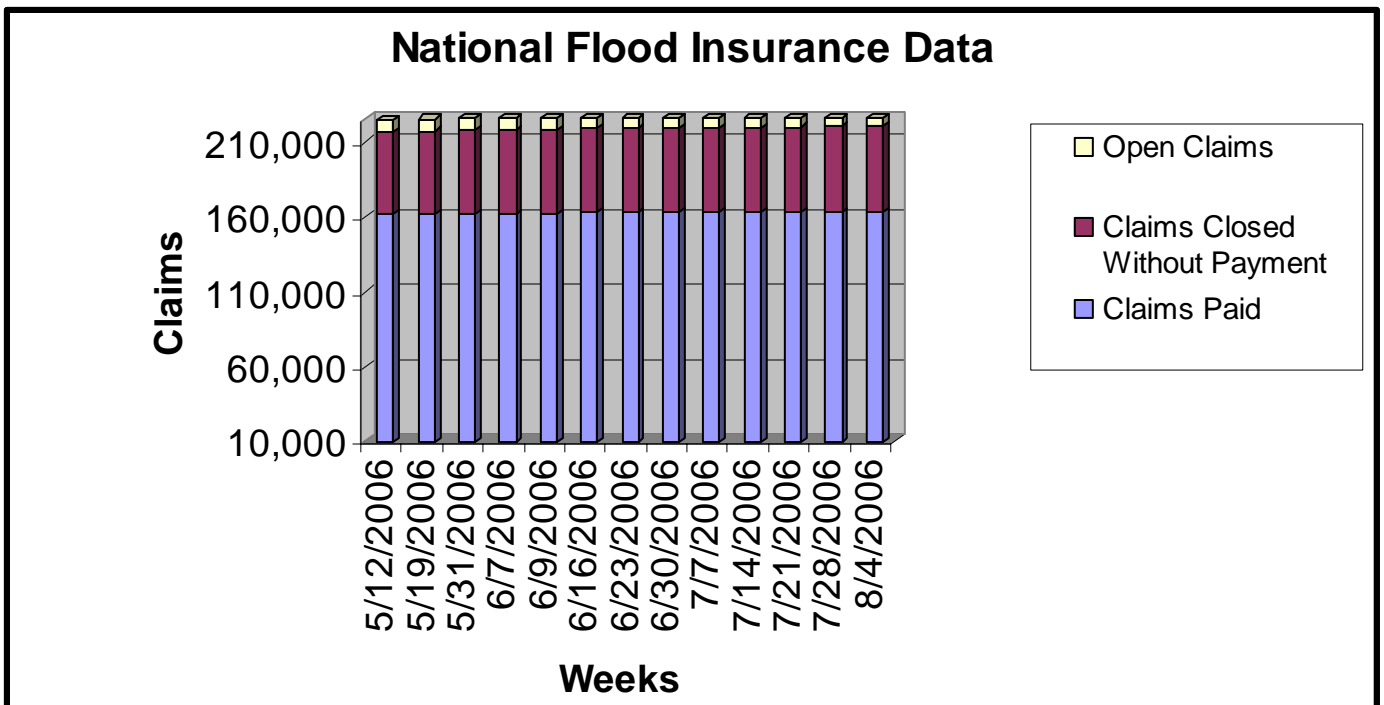


**FEDERAL EMERGENCY MANAGEMENT AGENCY
DISASTER RELIEF FUND**

As of 08/04/06



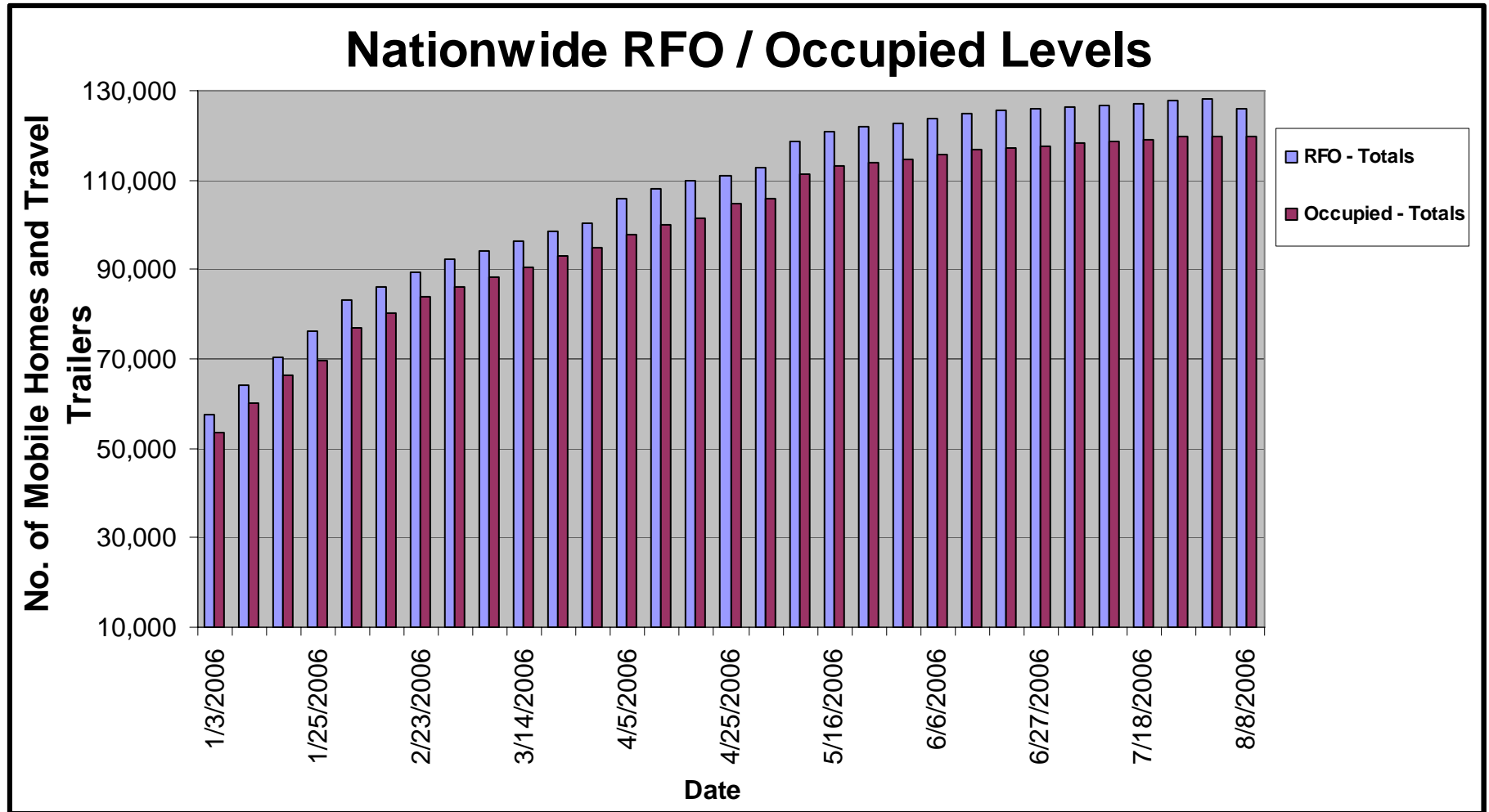
*Note: "Total Claims Closed" incorporates Claims Closed Without Payment (CWOPs) and Claims Paid. CWOPs are claims that are received, but closed without payment because the damage is not covered by the NFIP Standard Flood Insurance



FEDERAL EMERGENCY MANAGEMENT AGENCY
DISASTER RELIEF FUND

As of 8/08/06

Manufactured Housing Data
Mobile Homes and Travel Trailers Ready for Occupation (RFO) and Occupied



HOMELAND SECURITY - FEDERAL EMERGENCY MANAGEMENT AGENCY
DISASTER RELIEF FUND - FY-2006 ACTIVITY
Dollars in Thousands
As of 08/09/06

Status of the Disaster Relief Fund

	<u>Direct/Support</u>	<u>Change Since Last Report</u>
Status of Obligations:		
FY 2005 APPROPRIATION AVAILABLE:	69,687,736	0
FY 2005 OBLIGATIONS (net of recoveries):	23,158,726	0
FY 2005 UNOBLIGATED BALANCE:	46,529,010	0
FY 2006 APPROPRIATION AVAILABLE:	31,544,782	9,421
TOTAL OBLIGATIONS FY 2006 (net):	21,556,424	205,119
Obligations-FY '05 Recoveries:	2,175,272	9,421
Less: TOTAL OBLIGATIONS FY 2006 (gross):	23,731,696	214,540
UNOBLIGATED BALANCE:	7,813,086	(205,119)
Status of Commitments:		
Less: TOTAL COMMITMENTS:	25,483,366	166,682
UNCOMMITTED BALANCE:	6,061,416	(157,261)
Status of Allocations:		
FUNDS ALLOCATED FY 2005:	23,158,726	0
FUNDS ALLOCATED FY 2006:	26,031,988	54,440
Less: TOTAL OBLIGATIONS FY 2006 (gross):	23,731,696	214,540
UNOBLIGATED ALLOCATION:	2,300,292	(160,100)
Amount Undistributed/Unallocated:	5,512,794	(45,019)

Includes the rescission of \$23,409,300,000, transfer of \$752,500,000 to the Disaster Assistance Direct Loan Program Account, recoveries of \$2,175,271,779, the addition of the FY 2006 annual appropriation of \$1,752,300,000, the transfer of \$712,000,000 to the Small Business Administration for the Disaster Loan Program Account, the addition of the Fourth Emergency Supplemental appropriation of \$6,000,000,000 and the transfer of \$38,000,000 to the Social Security Administration.

HOMELAND SECURITY - FEDERAL EMERGENCY MANAGEMENT AGENCY
DISASTER RELIEF FUND
Dollars in Thousands
As of 08/09/06

Status of the Katrina Disaster Relief Funds

	<u>Direct/Support</u>	<u>Change Since Last Report</u>
Status of Allocations:		
FUNDS ALLOCATED:	31,034,803	51,712
Less: TOTAL OBLIGATIONS (gross):	29,437,708	116,329
UNOBLIGATED ALLOCATION:	1,597,095	(64,617)
Status of Obligations:		
TOTAL OBLIGATIONS (gross):	29,437,708	116,329

Status of the Rita Disaster Relief Funds

	<u>Direct/Support</u>	<u>Change Since Last Report</u>
Status of Allocations:		
FUNDS ALLOCATED:	3,958,708	-82,202
Less: TOTAL OBLIGATIONS (gross):	3,763,664	13,742
UNOBLIGATED ALLOCATION:	195,044	(95,944)
Status of Obligations:		
TOTAL OBLIGATIONS (gross):	3,763,664	13,742

Status of the Wilma Disaster Relief Funds

	<u>Direct/Support</u>	<u>Change Since Last Report</u>
Status of Allocations:		
FUNDS ALLOCATED:	2,203,459	11,000
Less: TOTAL OBLIGATIONS (gross):	2,115,669	4,932
UNOBLIGATED ALLOCATION:	87,790	6,068
Status of Obligations:		
TOTAL OBLIGATIONS (gross):	2,115,669	4,932

Disaster Relief Fund: Details by Disaster Declaration (Katrina)						
Hurricane Katrina			Allocations	Obligations	Unobligated	
Florida	Declared 8/28/05	1602DR	194,972	190,729	4,243	
Louisiana	Declared 8/27/05	3212EM	8,508	8,508	0	
Louisiana	Declared 8/28/05	1603DR	19,346,872	18,451,879	894,994	
Subtotal, LA			19,355,381	18,460,387	894,994	
Mississippi	Declared 8/28/05	3213EM	2,623	2,623	0	
Mississippi	Declared 8/28/05	1604DR	9,489,485	8,864,767	624,718	
Subtotal, MS			9,492,107	8,867,389	624,718	
Alabama	Declared 8/28/05	3214EM	84	84	0	
Alabama	Declared 8/28/05	1605DR	1,156,542	1,112,187	44,355	
Subtotal, AL			1,156,626	1,112,271	44,355	
Evacuations						
Arkansas	Declared 9/02/05	3215EM	54,221	54,189	32	
Texas	Declared 9/02/05	3216EM	604,922	601,592	3,330	
Tennessee	Declared 9/05/05	3217EM	29,088	27,685	1,403	
Georgia	Declared 9/05/05	3218EM	20,953	17,030	3,923	
Oklahoma	Declared 9/05/05	3219EM	14,427	12,649	1,779	
Florida	Declared 9/05/05	3220EM	9,202	7,848	1,354	
West Virginia	Declared 9/05/05	3221EM	907	886	21	
North Carolina	Declared 9/05/05	3222EM	2,002	1,983	19	
Utah	Declared 9/05/05	3223EM	1,621	1,592	29	
Colorado	Declared 9/05/05	3224EM	14,246	14,152	94	
Michigan	Declared 9/07/05	3225EM	2,524	2,122	402	
District of Columbia	Declared 9/07/05	3226EM	1,939	1,891	49	
Washington	Declared 9/07/05	3227EM	3,429	3,381	48	
Oregon	Declared 9/07/05	3228EM	2,092	2,085	7	
New Mexico	Declared 9/07/05	3229EM	2,246	1,697	550	
Illinois	Declared 9/07/05	3230EM	2,669	1,762	907	
Kentucky	Declared 9/10/05	3231EM	4,310	4,269	41	
Missouri	Declared 9/10/05	3232EM	2,676	2,601	75	
South Carolina	Declared 9/10/05	3233EM	3,657	3,550	107	
South Dakota	Declared 9/10/05	3234EM	294	274	21	
Pennsylvania	Declared 9/10/05	3235EM	3,137	3,123	14	
Kansas	Declared 9/10/05	3236EM	164	163	0	
Alabama	Declared 9/10/05	3237EM	4,000	3,840	160	
Indiana	Declared 9/10/05	3238EM	4,151	3,932	218	
Iowa	Declared 9/10/05	3239EM	238	228	10	
Virginia	Declared 9/12/05	3240EM	724	704	20	
Arizona	Declared 9/12/05	3241EM	7,550	7,543	7	
Minnesota	Declared 9/13/05	3242EM	15,024	3,895	11,129	
Nevada	Declared 9/13/05	3243EM	1,317	1,004	313	
Idaho	Declared 9/13/05	3244EM	620	594	26	
Nebraska	Declared 9/13/05	3245EM	211	211	0	
Connecticut	Declared 9/13/05	3246EM	1,043	720	323	
North Dakota	Declared 9/13/05	3247EM	66	51	15	
California	Declared 9/13/05	3248EM	903	688	216	
Wisconsin	Declared 9/13/05	3249EM	3,526	2,971	555	
Ohio	Declared 9/13/05	3250EM	2,544	2,492	52	
Maryland	Declared 9/13/05	3251EM	1,744	1,649	94	
Massachusetts	Declared 9/13/05	3252EM	6,185	5,987	198	
Montana	Declared 9/13/05	3253EM	443	432	11	
Rhode Island	Declared 9/19/05	3255EM	1,525	1,154	370	
Maine	Declared 9/19/05	3256EM	106	57	49	
New Jersey	Declared 9/19/05	3257EM	201	182	20	
New Hampshire	Declared 9/19/05	3258EM	106	16	90	
New York	Declared 9/30/05	3262EM	2,613	1,955	659	
Delaware	Declared 9/30/05	3263EM	151	101	50	
Subtotal, Evacuations			835,717	806,931	28,786	
Total, Katrina			31,034,803	29,437,708	1,597,095	
Disaster Relief Fund: Details by Disaster Declaration (Rita)						
Hurricane Rita			Allocations	Obligations	Unobligated	
Florida	Declared 9/20/05	3259EM	10,391	10,213	178	
Louisiana	Declared 9/21/05	3260EM	275	275	0	
Louisiana	Declared 9/24/05	1607DR	1,771,230	1,701,273	69,957	
Subtotal, Louisiana			1,771,505	1,701,548	69,957	
Texas	Declared 9/21/05	3261EM	106,869	106,748	122	
Texas	Declared 9/24/05	1606DR	2,069,943	1,945,155	124,787	
Subtotal, Texas			2,176,812	2,051,903	124,909	
Total, Rita			3,958,708	3,763,664	195,044	
Disaster Relief Fund: Details by Disaster Declaration (Wilma)						
Hurricane Wilma			Allocations	Obligations	Unobligated	
Florida	Declared 10/24/05	1609DR	2,203,459	2,115,669	87,790	
Subtotal, FL			2,203,459	2,115,669	87,790	
Total, Wilma			2,203,459	2,115,669	87,790	

**National Flood Insurance Program Data
for Hurricanes Katrina and Rita
8/4/2006**

As of 08/04/2006

Number of Flood Insurance Claims Made to Feds, by State*

State and Disaster Number	Number of Losses Received
Florida, DR-1602	9,003
Louisiana, DR-1603	177,409
Mississippi, DR-1604	19,006
Alabama, DR-1605	5,723
Texas, DR-1606	3,878
Louisiana, DR-1607	10,910
TOTAL	225,929

*The data above is gathered through telephone surveys of NFIP Write Your Own companies and represents the best available information. These numbers should be regarded as preliminary estimates.

As of 3/28/06

Number of Homes Damaged Without Flood Insurance, by State**

State and Disaster Number	Number of Registrants Reporting No Flood Insurance
Florida, DR-1602	733
Louisiana, DR-1603 and 1607	32,768
Mississippi, DR-1604	26,716
Alabama, DR-1605	1,743
Texas, DR-1606	889
TOTAL	62,849

**Reports dated before 3/28/06 were based on households reported as flood damaged by the "applicants" when they originally filed for assistance. The data above represents the number of owners and renters (households) that registered through FEMA's National Processing Service Center, and subsequently received an inspection by FEMA or SBA. This report consists of only those households verified by inspection as flood damaged, including homes where sensors recorded flooding activity.

As of 08/04/06

Number of Households Individual Claim Fully Paid, by State***

State and Disaster Number	Number of Losses Paid
Florida, DR-1602	5,746
Louisiana, DR-1603	126,694
Mississippi, DR-1604	17,111
Alabama, DR-1605	5,045
Texas, DR-1606	1,678
Louisiana, DR-1607	7,374
TOTAL	163,648

***"Losses Paid" are numbers generated from estimates received from the NFIP Write Your Own companies. These numbers represent all NFIP policies, both commercial and residential. This data represents the best information available at this time. These numbers should be regarded as preliminary estimates.

National Flood Insurance Program Data for Hurricanes Katrina and Rita

As of 08/04/06

Number of Flood Insurance Claims Closed Without Payment (CWOP)*	
State and Disaster Number	Number of CWOP Claims
Florida, DR-1602	3,003
Louisiana, DR-1603	47,213
Mississippi, DR-1604	1,505
Alabama, DR-1605	548
Texas, DR-1606	2,087
Louisiana, DR-1607	3,110
TOTAL	57,466

*The data above is gathered through telephone surveys of NFIP Write Your Own companies and represents the best available information. These numbers should be regarded as preliminary estimates. CWOPs are claims that are received, but closed without payment because the damage is not covered by the NFIP Standard Flood Insurance Policy.

**Hurricanes Katrina, Rita and Wilma
Hotel and Motel Data*
As of 8/7/06**

Hotel & Motel Rooms	8/7/06
State Breakdown	Authorization Codes
LA	32
Total	32

*As of 5/02/06, FEMA tracks hotel occupancy through the use of authorization codes rather than hotel rooms. Authorization codes are issued to individual applicants (or an individual on behalf of a household) who meet eligibility and verification requirements to occupy a FEMA funded hotel room(s). While the number of authorization codes issued roughly reflects the number of rooms occupied, it is not a direct correlation.

MANUFACTURED HOUSING DATA AS OF 8/8/2006

Hurricanes Katrina / Rita Manufactured Housing Data		8.8.06
Louisiana		
Inventory at Staging Area		2,770
Travel Trailers		1,877
Mobile Homes		236
Modular Housing		657
Issued from Staging Area -Today		86
Pads - Leased (1)		12,695
Pads - Leases Pending		87,411
Cumulative RFO		84,555
Travel Trailers		79,865
Mobile Homes		4,690
Occupied		78,373
Travel Trailers		74,556
Mobile Homes		3,817
Mississippi		
Inventory at Staging Area		1,918
Travel Trailers		1,585
Mobile Homes		333
Modular Housing		0
Issued from Staging Area -Today		92
Pads - Leased (1)		6,285
Pads - Leases Pending		200
Cumulative RFO		36,836
Travel Trailers		32,085
Mobile Homes		4,751
Occupied		36,660
Travel Trailers		31,978
Mobile Homes		4,682
Alabama		
Inventory at Staging Area		3,001
Travel Trailers		1,583
Mobile Homes		1,418
Modular Housing		0
Issued from Staging Area -Today		13
Pads - Leased (1)		204
Pads - Leases Pending		0
Cumulative RFO		999
Travel Trailers		999
Mobile Homes		0
Occupied		953
Travel Trailers		953
Mobile Homes		0

MANUFACTURED HOUSING DATA AS OF 8/8/2006

Hurricanes Katrina / Rita Manufactured Housing Data Continued	
Texas	
Inventory at Staging Area	11,762
Travel Trailers	85
Mobile Homes	11,037
Modular Housing	640
Issued from Staging Area-Today	0
Pads - Leased (1)	194
Pads - Leases Pending	0
Cumulative RFO	3,632
Travel Trailers	3,632
Mobile Homes	0
Occupied	3,615
Travel Trailers	3,615
Mobile Homes	0
Florida	
Inventory at Staging Area	397
Travel Trailers	173
Mobile Homes	224
Modular Housing	0
Issued from Staging Area -Today	0
Totals	
Cumulative RFO	126,022
Occupied	119,601
Comments	
The figures contained in this report are based on best available data.	
» Report includes travel trailer, mobile home data and modular housing data.	
» Staging areas: LA - New Orleans, Baton Rouge and Lake Charles; AR - Hope; AL - Selma-Craig and Summerdale; TX - Texarkana and Jasper; MS - Purvis and Carnes	
» FL-LT manages Florida manufactured housing.	
» Emergency Housing Sites include industrial, commercial, private and group sites.	
Notes:	
1. Excludes private and industrial EGS.	
2. Includes private, industrial, commercial and group sites.	
3. Alabama manufactured housing statistics are now reported directly from AL JFO (Joint Field Office) Housing Unit. Previous totals were based on the IA (Individual Assistance) TAC (Technical Advisory Committee) Report for all contractors. The shift to AL JFO reporting provides a more accurate data source and accounts for the decrease in RFO (Ready for Occupation) manufactured housing units in this week's report.	

KATRINA DECLARATIONS BY MAJOR OBJECT CLASS

AS OF 08-09-2006

ROUNDED TO THE NEAREST DOLLAR / PERCENT

PROGRAM AREA	PROGRAM NAME	ALLOCATIONS	UN-OBLIGATED COMMITMENTS	OBLIGATIONS	UN-OBLIGATED ALLOCATIONS(c)	UN-LIQUIDATED OBLIGATIONS	EXPENDITURES	ALLOCATION AVAILABLE
1-HUMAN SERVICES	2503-UNEMPLOYMENT	423,459,491		410,183,399	13,276,092		410,183,399	13,276,092
	2504-CRISIS COUNSELING-NIMH	70,531,403		28,771,366	41,760,037	7,722,630	21,048,736	41,760,037
	2576-LEGAL SERVICES	281,675	87,000	194,167	87,508	66,900	127,267	508
	2592-INSPECTIONS	194,922,496	29,979,226	164,082,302	30,840,195	39,140,011	124,942,291	860,968
	4149-OTHER NEEDS ASSISTANCE	1,847,501,311		1,847,489,835	11,476	52,734,830	1,794,755,005	11,476
	414X-HOUSING ASSISTANCE	4,095,363,632	5,883	4,093,301,140	2,062,492	16,304,365	4,076,996,775	2,056,609
	4152-CRISIS COUNSELING-SCC	40,697,364		39,728,837	968,527	17,301,332	22,427,505	968,527
	MANUFACTURED HOUSING	7,459,980,897	1,001,821,519	6,422,755,429	1,037,225,468	1,642,676,739	4,780,078,690	35,403,949
	TOTAL	14,132,738,269	1,031,893,628	13,006,506,474	1,126,231,795	1,775,946,807	11,230,559,667	94,338,167
2-INFRASTRUCTURE	2594-INSPECTIONS	418,564,329	37,629,700	378,798,379	39,765,949	98,335,123	280,463,256	2,136,249
	416X-PUBLIC ASSISTANCE	5,479,813,737		5,439,056,570	40,757,167	2,658,556,271	2,780,500,299	40,757,167
	TOTAL	5,898,378,066	37,629,700	5,817,854,949	80,523,116	2,756,891,394	3,060,963,555	42,893,416
3-MITIGATION	2593-INSPECTIONS	28,722,196	3,415,936	21,321,530	7,400,666	12,735,867	8,585,663	3,984,730
	4173-HAZARD MITIGATION	15,570,624		15,570,624		14,891,837	678,787	
	TOTAL	44,292,820	3,415,936	36,892,154	7,400,666	27,627,704	9,264,449	3,984,730
4-OPERATIONS	2507-MISSIONS-TA	27,130,756		26,187,256	943,500	22,825,466	3,361,790	943,500
	2508-MISSIONS-DFA	4,985,595,333		4,976,112,397	9,482,936	4,278,033,118	698,079,279	9,482,936
	TOTAL	5,012,726,089		5,002,299,653	10,426,436	4,300,858,584	701,441,068	10,426,436
5-ADMINISTRATION	11XX-SALARIES & BENEFITS	366,692,411		365,439,212	1,253,199	365,439,212	1,253,199	
	21XX-TRAVEL	217,512,566	3,125,438	211,605,288	5,907,278	14,329,507	197,275,780	2,781,840
	22XX-TRANSPORTION	45,874,335	49,423	41,721,973	4,152,362	5,703,442	36,018,531	4,102,939
	23XX-RENT, COMM, UTILITIES	296,837,561	29,813,702	264,879,971	31,957,589	67,704,519	197,175,453	2,143,887
	24XX-PRINT & REPRO	5,474,608	555,747	4,761,487	713,121	2,911,299	1,850,188	157,374
	2501-MISSIONS-FOS	2,202,868,228		2,198,697,209	4,171,018	1,598,965,904	599,731,305	4,171,018
	25XX-OTHER SERVICES	1,966,226,435	255,302,021	1,695,927,018	270,299,417	647,019,189	1,048,907,829	14,997,396
	26XX-SUPPLIES & MATERIALS	545,600,883	27,901,780	514,973,086	30,627,797	116,923,154	398,049,932	2,726,017
	31XX-EQUIPMENT	212,516,658	17,408,536	191,901,352	20,615,307	28,066,344	163,835,008	3,206,770
	32XX-LAND & STRUCTURES	11,868,466	2,455,981	9,052,569	2,815,897	1,394,024	7,658,545	359,916
	4101-URBAN SEARCH & RESCUE	75,195,470		75,195,469	1	43,217,330	31,978,139	1
	TOTAL	5,946,667,621	336,612,629	5,574,154,635	372,512,986	2,526,234,712	3,047,919,922	35,900,357
GRAND TOTAL	31,034,802,864	1,409,551,894	29,437,707,864	1,597,095,000	11,387,559,202	18,050,148,662	187,543,106	

KATRINA DECLARATIONS BY PROGRAM AREA

AS OF 08-09-2006

PROGRAM CODE	STATE NAME	PROGRAM AREA	ALLOCATIONS	UN-OBLIGATED COMMITMENTS	OBLIGATIONS	UN-OBLIGATED ALLOCATIONS(c)	UN-LIQUIDATED OBLIGATIONS	EXPENDITURES	ALLOCATION AVAILABLE
1602DR	FLORIDA	2-INFRASTRUCTURE	162,558,474		163,105,423	(546,949)	41,384,115	121,721,308	(546,949)
		4-OPERATIONS	10,000		10,000		10,000		
		5-ADMINISTRATION	32,403,764	240,867	27,613,834	4,789,930	14,647,034	12,966,800	4,549,063
		TOTAL	194,972,238	240,867	190,729,257	4,242,981	56,041,149	134,688,108	4,002,114
1603DR	LOUISIANA	1-HUMAN SERVICES	10,045,643,182	558,046,254	9,469,756,554	575,886,628	1,300,574,612	8,169,181,942	17,840,373
		2-INFRASTRUCTURE	3,236,032,497	30,894,500	3,203,007,368	33,025,129	1,709,252,387	1,493,754,981	2,130,629
		3-MITIGATION	13,702,216	1,065,401	9,435,815	4,266,401	5,683,957	3,751,859	3,201,000
		4-OPERATIONS	3,079,007,833		3,079,524,398	(516,565)	2,603,057,264	476,467,134	(516,565)
		5-ADMINISTRATION	2,972,486,737	281,093,959	2,690,154,787	282,331,950	1,147,266,197	1,542,888,590	1,237,991
		TOTAL	19,346,872,465	871,100,114	18,451,878,922	894,993,542	6,765,834,417	11,686,044,505	23,893,428
1604DR	MISSISSIPPI	1-HUMAN SERVICES	3,426,036,813	450,329,578	2,902,633,895	523,402,918	420,198,449	2,482,435,446	73,073,340
		2-INFRASTRUCTURE	1,637,505,017	6,725,200	1,617,123,390	20,381,627	855,427,612	761,695,779	13,656,427
		3-MITIGATION	21,232,743	2,350,536	18,207,207	3,025,536	14,046,351	4,160,857	675,000
		4-OPERATIONS	1,709,712,910		1,708,769,909	943,001	1,537,025,025	171,744,884	943,001
		5-ADMINISTRATION	2,694,997,087	52,943,227	2,618,032,332	76,964,755	1,265,372,590	1,352,659,742	24,021,527
		TOTAL	9,489,484,570	512,348,541	8,864,766,734	624,717,836	4,092,070,027	4,772,696,707	112,369,296
1605DR	ALABAMA	1-HUMAN SERVICES	661,058,274	23,517,796	634,116,025	26,942,250	55,173,746	578,942,279	3,424,454
		2-INFRASTRUCTURE	100,426,362		99,790,227	636,135	28,314,745	71,475,483	636,135
		3-MITIGATION	9,357,861		9,249,131	108,730	7,897,397	1,351,734	108,730
		4-OPERATIONS	181,500,000		171,500,000	10,000,000	119,609,106	51,890,894	10,000,000
		5-ADMINISTRATION	204,199,054	2,328,230	197,531,450	6,667,604	77,269,893	120,261,557	4,339,374
		TOTAL	1,156,541,551	25,846,026	1,112,186,833	44,354,718	288,264,886	823,921,947	18,508,692
3212EM	LOUISIANA	2-INFRASTRUCTURE							
		4-OPERATIONS	1,500,000		1,500,000		1,497,904	2,096	
		5-ADMINISTRATION	7,008,058		7,008,058		6,246,960	761,098	
		TOTAL	8,508,058		8,508,058		7,744,864	763,194	
3213EM	MISSISSIPPI	2-INFRASTRUCTURE							
		4-OPERATIONS							
		5-ADMINISTRATION	2,622,585		2,622,585		2,465,068	157,517	
		TOTAL	2,622,585		2,622,585		2,465,068	157,517	
3214EM	ALABAMA	2-INFRASTRUCTURE							
		4-OPERATIONS							
		5-ADMINISTRATION	84,454		84,454		31,478	52,976	
		TOTAL	84,454		84,454		31,478	52,976	
3215EM	ARKANSAS	2-INFRASTRUCTURE	46,325,491		46,325,886	(395)	1,706,607	44,619,279	(395)
		4-OPERATIONS	3,500,000		3,500,000		3,500,000		
		5-ADMINISTRATION	4,395,434	500	4,363,039	32,395	709,205	3,653,834	31,895
		TOTAL	54,220,925	500	54,188,925	32,000	5,915,812	48,273,113	31,500
3216EM	TEXAS	2-INFRASTRUCTURE	548,450,699		545,953,662	2,497,037	78,317,622	467,636,040	2,497,037
		4-OPERATIONS	36,490,346		36,490,346		35,154,285	1,336,060	
		5-ADMINISTRATION	19,980,478	5,846	19,147,553	832,925	9,926,427	9,221,126	827,079
		TOTAL	604,921,523	5,846	601,591,560	3,329,962	123,398,334	478,193,227	3,324,116
3217EM	TENNESSEE	2-INFRASTRUCTURE	29,000,000		27,596,970	1,403,030	1,712,751	25,884,219	1,403,030
		4-OPERATIONS	5,000		5,000		5,000		
		5-ADMINISTRATION	83,363		83,363		2,000	81,363	
		TOTAL	29,088,363		27,685,333	1,403,030	1,719,751	25,965,582	1,403,030
3218EM	GEORGIA	2-INFRASTRUCTURE	20,900,000		16,976,883	3,923,117	7,577,333	9,399,550	3,923,117
		5-ADMINISTRATION	52,767		52,767		52,000	767	
		TOTAL	20,952,767		17,029,650	3,923,117	7,629,333	9,400,317	3,923,117
3219EM	OKLAHOMA	2-INFRASTRUCTURE	14,250,313		12,486,777	1,763,536	632,146	11,854,631	1,763,536
		5-ADMINISTRATION	176,910		161,938	14,972	12,604	149,334	14,972
		TOTAL	14,427,223		12,648,715	1,778,508	644,751	12,003,965	1,778,508
3220EM	FLORIDA	2-INFRASTRUCTURE	9,200,000		7,845,819	1,354,181	5,564,579	2,281,240	1,354,181
		5-ADMINISTRATION	2,272		2,272		2,272		
		TOTAL	9,202,272		7,848,091	1,354,181	5,564,579	2,283,512	1,354,181
3221EM	WEST VIRGINIA	2-INFRASTRUCTURE	783,000		782,658	342	187,320	595,338	342
		5-ADMINISTRATION	123,811		103,490	20,321	103,490	20,321	
		TOTAL	906,811		886,148	20,663	187,320	698,828	20,663
3222EM	NORTH CAROLINA	2-INFRASTRUCTURE	2,000,000		1,980,608	19,392	417,370	1,563,238	19,392
		5-ADMINISTRATION	2,261		2,261		2,000	261	
		TOTAL	2,002,261		1,982,869	19,392	419,370	1,563,498	19,392

PROGRAM CODE	STATE NAME	PROGRAM AREA	ALLOCATIONS	UN-OBLIGATED COMMITMENTS	OBLIGATIONS	UN-OBLIGATED ALLOCATIONS(c)	UN-LIQUIDATED OBLIGATIONS	EXPENDITURES	ALLOCATION AVAILABLE
3223EM	UTAH	2-INFRASTRUCTURE	1,538,849	10,000	1,528,849	10,000	118,824	1,410,025	0
		4-OPERATIONS							
		5-ADMINISTRATION	81,798		63,146	18,652	11,908	51,238	18,652
		TOTAL	1,620,647	10,000	1,591,994	28,652	130,732	1,461,262	18,652
3224EM	COLORADO	2-INFRASTRUCTURE	13,597,030		13,534,963	62,067	34,136	13,500,827	62,067
		4-OPERATIONS							
		5-ADMINISTRATION	648,680		616,716	31,965	11,176	605,539	31,965
		TOTAL	14,245,710		14,151,678	94,032	45,312	14,106,366	94,032
3225EM	MICHIGAN	2-INFRASTRUCTURE	1,920,000		1,703,588	216,412	50,293	1,653,296	216,412
		5-ADMINISTRATION	603,594		418,501	185,094	38,596	379,904	185,094
		TOTAL	2,523,594		2,122,089	401,505	88,889	2,033,200	401,505
		2-INFRASTRUCTURE	1,838,568		1,836,498	2,070	1,836,498	2,070	
3226EM	DISTRICT OF COLUMBIA	5-ADMINISTRATION	100,803		54,053	46,751		54,053	46,751
		TOTAL	1,939,371		1,890,551	48,821	1,836,498	54,053	48,821
		2-INFRASTRUCTURE	2,998,033		2,998,031	2	2,998,031		2
		5-ADMINISTRATION	431,046		383,032	48,014	18,730	364,302	48,014
3227EM	WASHINGTON	TOTAL	3,429,079		3,381,064	48,015	3,016,761	364,302	48,015
		2-INFRASTRUCTURE	2,047,247		2,047,243	4	1,449,473	597,770	4
		5-ADMINISTRATION	45,053		38,096	6,957	6,579	31,516	6,957
		TOTAL	2,092,300		2,085,339	6,961	1,456,052	629,287	6,961
3229EM	NEW MEXICO	2-INFRASTRUCTURE	2,139,828		1,626,508	513,320	1,489,688	136,820	513,320
		5-ADMINISTRATION	106,507		70,132	36,375	3,770	66,361	36,375
		TOTAL	2,246,335		1,696,640	549,695	1,493,459	203,181	549,695
		2-INFRASTRUCTURE	2,418,578		1,537,652	880,926	454,633	1,083,019	880,926
3230EM	ILLINOIS	5-ADMINISTRATION	250,118		224,031	26,087	35,823	188,228	26,087
		TOTAL	2,668,696		1,761,683	907,013	490,456	1,271,227	907,013
		2-INFRASTRUCTURE	4,300,000		4,259,405	40,595	2,596,473	1,662,933	40,595
		5-ADMINISTRATION	9,961		9,961		2,000	7,961	
3231EM	KENTUCKY	TOTAL	4,309,961		4,269,366	40,595	2,598,473	1,670,893	40,595
		2-INFRASTRUCTURE	2,005,000		1,958,975	46,025	1,924,075	34,900	46,025
		5-ADMINISTRATION	670,895		641,584	29,312	20,209	621,375	29,312
		TOTAL	2,675,895		2,600,558	75,337	1,944,284	656,275	75,337
3233EM	SOUTH CAROLINA	2-INFRASTRUCTURE	3,614,915		3,507,849	107,066	39,836	3,468,013	107,066
		5-ADMINISTRATION	42,089		42,089		2,000	40,089	
		TOTAL	3,657,004		3,549,938	107,066	41,836	3,508,102	107,066
		2-INFRASTRUCTURE	261,722		261,676	46	50,344	211,332	46
3234EM	SOUTH DAKOTA	5-ADMINISTRATION	32,700		12,086	20,614	1,734	10,352	20,614
		TOTAL	294,422		273,761	20,661	52,078	221,684	20,661
		2-INFRASTRUCTURE	2,861,000		2,859,834	1,166	831,407	2,028,427	1,166
		5-ADMINISTRATION	275,775		263,082	12,693	2,242	260,840	12,693
3235EM	PENNSYLVANIA	TOTAL	3,136,775		3,122,916	13,859	833,648	2,289,268	13,859
		2-INFRASTRUCTURE	163,200		163,069	131	9,135	153,933	131
		5-ADMINISTRATION	309		187	122		187	122
		TOTAL	163,509		163,255	254	9,135	154,120	254
3237EM	ALABAMA	2-INFRASTRUCTURE	3,000,000		2,840,416	159,584	67,614	2,772,802	159,584
		4-OPERATIONS	1,000,000		1,000,000		1,000,000		
		5-ADMINISTRATION							
		TOTAL	4,000,000		3,840,416	159,584	1,067,614	2,772,802	159,584
3238EM	INDIANA	2-INFRASTRUCTURE	4,127,992		3,930,006	197,986	3,893,756	36,250	197,986
		5-ADMINISTRATION	22,864		2,392	20,472	96	2,297	20,472
		TOTAL	4,150,856		3,932,398	218,458	3,893,852	38,546	218,458
		2-INFRASTRUCTURE	222,618		222,618		6,968	215,650	
3239EM	IOWA	5-ADMINISTRATION	15,278		5,639	9,638		5,639	9,638
		TOTAL	237,895		228,257	9,638	6,968	221,289	9,638
		2-INFRASTRUCTURE	593,100		592,846	254	169,166	423,680	254
		5-ADMINISTRATION	130,910		111,522	19,388		111,522	19,388
3240EM	VIRGINIA	TOTAL	724,010		704,368	19,642	169,166	535,202	19,642
		2-INFRASTRUCTURE	5,292,410		5,292,115	295	121,407	5,170,708	295
		5-ADMINISTRATION	2,257,438		2,250,815	6,623	1,999,342	251,473	6,623
		TOTAL	7,549,848		7,542,930	6,918	2,120,749	5,422,182	6,918
3242EM	MINNESOTA	2-INFRASTRUCTURE	15,000,000		3,893,657	11,106,343	2,459,694	1,433,962	11,106,343
		5-ADMINISTRATION	24,450		1,827	22,623	1,827		22,623
		TOTAL	15,024,450		3,895,484	11,128,966	2,461,521	1,433,962	11,128,966

PROGRAM CODE	STATE NAME	PROGRAM AREA	ALLOCATIONS	UN-OBLIGATED COMMITMENTS	OBLIGATIONS	UN-OBLIGATED ALLOCATIONS(c)	UN-LIQUIDATED OBLIGATIONS	EXPENDITURES	ALLOCATION AVAILABLE
3243EM	NEVADA	2-INFRASTRUCTURE	1,000,000		705,623	294,377	210,594	495,029	294,377
		5-ADMINISTRATION	317,219		298,623	18,596	7,753	290,870	18,596
		TOTAL	1,317,219		1,004,246	312,973	218,348	785,899	312,973
3244EM	IDAHO	2-INFRASTRUCTURE	584,137		584,134	3	440,798	143,336	3
		5-ADMINISTRATION	35,700		10,108	25,592	249	9,860	25,592
		TOTAL	619,837		594,243	25,594	441,047	153,195	25,594
3245EM	NEBRASKA	2-INFRASTRUCTURE	210,100		210,100		136,254	73,846	
		5-ADMINISTRATION	1,302		1,302			1,302	
		TOTAL	211,402		211,402		136,254	75,147	
3246EM	CONNECTICUT	2-INFRASTRUCTURE	1,000,000		682,938	317,062	682,938		317,062
		5-ADMINISTRATION	43,301		37,443	5,858	13,718	23,725	5,858
		TOTAL	1,043,301		720,381	322,920	696,656	23,725	322,920
3247EM	NORTH DAKOTA	2-INFRASTRUCTURE	23,747		23,747	0	23,747		0
		5-ADMINISTRATION	41,985		27,322	14,663	1,596	25,726	14,663
		TOTAL	65,732		51,069	14,664	25,342	25,726	14,664
3248EM	CALIFORNIA	2-INFRASTRUCTURE	200,000		1,289	198,711	1,289		198,711
		5-ADMINISTRATION	703,320		686,329	16,991	21,221	665,108	16,991
		TOTAL	903,320		687,617	215,703	22,510	665,108	215,703
3249EM	WISCONSIN	2-INFRASTRUCTURE	3,501,228		2,970,100	531,128	2,101,658	868,441	531,128
		5-ADMINISTRATION	24,737		1,225	23,512		1,225	23,512
		TOTAL	3,525,965		2,971,325	554,640	2,101,658	869,666	554,640
3250EM	OHIO	2-INFRASTRUCTURE	2,518,180		2,491,579	26,601	607,651	1,883,928	26,601
		5-ADMINISTRATION	25,350			25,350			25,350
		TOTAL	2,543,530		2,491,579	51,951	607,651	1,883,928	51,951
3251EM	MARYLAND	2-INFRASTRUCTURE	1,637,550		1,566,521	71,029	462,625	1,103,896	71,029
		5-ADMINISTRATION	106,326		82,921	23,404	82,921	23,404	
		TOTAL	1,743,876		1,649,442	94,434	462,625	1,186,817	94,434
3252EM	MASSACHUSETTS	2-INFRASTRUCTURE	5,750,000		5,592,512	157,488	113,607	5,478,905	157,488
		5-ADMINISTRATION	435,196		394,858	40,338	3,620	391,239	40,338
		TOTAL	6,185,196		5,987,371	197,825	117,227	5,870,144	197,825
3253EM	MONTANA	2-INFRASTRUCTURE	400,000		397,372	2,628	279,562	117,810	2,628
		5-ADMINISTRATION	42,856		34,786	8,070	1,300	33,486	8,070
		TOTAL	442,856		432,158	10,698	280,862	151,296	10,698
3255EM	RHODE ISLAND	2-INFRASTRUCTURE	1,500,000		1,131,503	368,497	204,415	927,088	368,497
		5-ADMINISTRATION	24,708		22,790	1,917	5,876	16,915	1,917
		TOTAL	1,524,708		1,154,294	370,414	210,291	944,003	370,414
3256EM	MAINE	2-INFRASTRUCTURE	100,000		51,276	48,724		51,276	48,724
		5-ADMINISTRATION	6,000		6,000		6,000		
		TOTAL	106,000		57,276	48,724	6,000	51,276	48,724
3257EM	NEW JERSEY	2-INFRASTRUCTURE	120,026		120,026		3,334	116,692	
		5-ADMINISTRATION	81,317		61,486	19,831	641	60,846	19,831
		TOTAL	201,343		181,512	19,831	3,974	177,538	19,831
3258EM	NEW HAMPSHIRE	2-INFRASTRUCTURE	100,000		9,887	90,113		9,887	90,113
		5-ADMINISTRATION	6,000		6,000		5,908	92	
		TOTAL	106,000		15,887	90,113	5,908	9,979	90,113
3262EM	NEW YORK	2-INFRASTRUCTURE	2,259,214		1,644,588	614,626	522,020	1,122,568	614,626
		5-ADMINISTRATION	354,100		309,925	44,175	7,343	302,583	44,175
		TOTAL	2,613,314		1,954,514	658,800	529,362	1,425,151	658,800
3263EM	DELAWARE	2-INFRASTRUCTURE	101,941		100,286	1,655	4,868	95,419	1,655
		5-ADMINISTRATION	48,900		443	48,457		443	48,457
		TOTAL	150,841		100,729	50,112	4,868	95,862	50,112
GRAND TOTAL			31,034,802,864	1,409,551,894	29,437,707,864	1,597,095,000	11,387,559,202	18,050,148,662	187,543,106

KATRINA MISSION ASSIGNMENTS

AS OF 08-09-2006

OBLIGATIONS	
DHS AGENCIES	Total
BTS	200,000
CBP	30,957,949
DHSOIG	200,000
FLETC	460,103
FPS	199,068,373
IAIP	214,000
ICE	36,417,200
NCS	7,318,000
OCFO	210,000
OSLGCP	200,000
S&T	100,000
TSA	455,000
USCG	415,557,501
USCIS	910,000
USSS	8,800
Subtotal, DHS	692,276,926
OTHER AGENCIES	Total
AID	17,354,000
APHIS	380,000
ARC	55,000
BUREC	1,089,000
CDC	20,098,500
CNCS	3,540,126
COE-LRD	15,000
COE-MVD	3,913,126,516
COE-SAD	181,635,000
DHUD	82,945,000
DOC	1,500,000
DOD	968,456,169
DOE	390,000
DOED	205,000
DOI	1,354,400
DOL	314,946
DOS	55,000
DOT	466,780,385
EEOC	200,000
EPA	312,386,200
FAA	
FCC	200,000
FCSIC	200,000
FMSHRC	200,000
FNS	20,000
GSA	78,321,518
HHS	163,669,997
MSPB	
NAR	880,380
NASA	541,500
NCPC	7,469
NCUA	
NGA	690,000
NLRB	240,000
NOAA	2,250,000
NPS	157,000
NRC	200,000
NSF	200,000
OPM	615,000
OSHA	21,625,000
RRB	5,419
SBA	200,000
SCS	11,800
SEC	2,000
SSA	842,397
TREAS	2,710,650
TVA	9,184,271
USDA	12,560,500
USDJ	55,749,600
USFS	179,195,288
USGS	460,800
USPC	4,697,217
USPHS	
USPS	1,126,889
VA	75,000
Subtotal, Other Agencies	6,508,719,936
Grand Total MA s	7,200,996,862

RITA DECLARATIONS BY MAJOR OBJECT CLASS

AS OF 08-09-2006

PROGRAM AREA	PROGRAM NAME	ALLOCATIONS	UN-OBLIGATED COMMITMENTS	OBLIGATIONS	UN-OBLIGATED ALLOCATIONS(c)	UN-LIQUIDATED OBLIGATIONS	EXPENDITURES	ALLOCATION AVAILABLE
1-HUMAN SERVICES	2503-UNEMPLOYMENT	23,167,496		21,545,421	1,622,075		21,545,421	1,622,075
	2504-CRISIS COUNSELING-NIMH	1,546,988		1,546,988			1,546,988	
	2576-LEGAL SERVICES							
	2592-INSPECTIONS	75,017,470	30,808	74,985,467	32,003	18,409,575	56,575,892	1,195
	4149-OTHER NEEDS ASSISTANCE	106,800,500		106,800,000	500	2,422,311	104,377,689	500
	414X-HOUSING ASSISTANCE	917,336,548		917,335,649	899	6,963,721	910,371,929	899
	4152-CRISIS COUNSELING-SCC	1,557,215		650,742	906,473	424,367	226,375	906,473
	4154-OTHER NEEDS ASSISTANCE	72,380,000		71,880,000	500,000	1,784,215	70,095,785	500,000
	MANUFACTURED HOUSING	199,401,295	14,695,007	154,645,257	44,756,038	47,757,603	106,887,654	30,061,031
	TOTAL	1,397,207,512	14,725,815	1,349,389,524	47,817,988	77,761,791	1,271,627,733	33,092,173
2-INFRASTRUCTURE	2594-INSPECTIONS	20,602,900		19,587,221	1,015,679	4,357,212	15,230,009	1,015,679
	416X-PUBLIC ASSISTANCE	663,627,097		661,535,645	2,091,452	242,489,523	419,046,121	2,091,452
	TOTAL	684,229,997		681,122,866	3,107,131	246,846,735	434,276,131	3,107,131
3-MITIGATION	2593-INSPECTIONS	16,324,974	1,516,264	11,203,747	5,121,227	8,230,433	2,973,314	3,604,963
	4173-HAZARD MITIGATION	24,382,555		24,382,555		24,354,237	28,318	
	TOTAL	40,707,529	1,516,264	35,586,302	5,121,227	32,584,671	3,001,631	3,604,963
4-OPERATIONS	2507-MISSIONS-TA	750,000		750,000		474,422	275,578	
	2508-MISSIONS-DFA	680,081,000		665,497,600	14,583,400	457,383,702	208,113,898	14,583,400
	TOTAL	680,831,000		666,247,600	14,583,400	457,858,124	208,389,476	14,583,400
5-ADMINISTRATION	11XX-SALARIES & BENEFITS	57,068,560		54,862,017	2,206,543		54,862,017	2,206,543
	21XX-TRAVEL	34,732,340	200,819	34,397,587	334,753	1,729,246	32,668,341	133,934
	22XX-TRANSPORTION	3,761,000	65,000	1,566,601	2,194,399	511,156	1,055,446	2,129,399
	23XX-RENT, COMM, UTILITIES	25,812,341	3,432,037	20,941,654	4,870,687	6,382,907	14,558,747	1,438,651
	24XX-PRINT & REPRO	1,163,000	147,400	832,714	330,286	537,957	294,757	182,886
	2501-MISSIONS-FOS	388,283,851		388,068,446	215,405	332,548,530	55,519,916	215,405
	25XX-OTHER SERVICES	558,015,374	90,578,331	451,540,576	106,474,799	203,716,127	247,824,449	15,896,468
	26XX-SUPPLIES & MATERIALS	49,470,975	1,881,762	44,683,362	4,787,612	12,128,219	32,555,143	2,905,851
	31XX-EQUIPMENT	14,558,983	1,890,302	11,743,113	2,815,870	4,196,446	7,546,667	925,568
	32XX-LAND & STRUCTURES	465,000	75	401,225	63,775	401,225		63,700
	4101-URBAN SEARCH & RESCUE	22,400,226	120,000	22,280,226	120,000	15,713,010	6,567,216	
	TOTAL	1,155,731,650	98,315,725	1,031,317,521	124,414,129	577,864,823	453,452,698	26,098,403
GRAND TOTAL	3,958,707,688	114,557,805	3,763,663,813	195,043,875	1,392,916,144	2,370,747,669	80,486,070	

RITA DECLARATIONS BY PROGRAM AREA

AS OF 08-09-2006

PROGRAM CODE	STATE NAME	PROGRAM AREA	ALLOCATIONS	UN-OBLIGATED COMMITMENTS	OBLIGATIONS	UN-OBLIGATED ALLOCATIONS(c)	UN-LIQUIDATED OBLIGATIONS	EXPENDITURES	ALLOCATION AVAILABLE
1606DR	TEXAS	1-HUMAN SERVICES	827,449,938	14,725,815	792,032,474	35,417,464	67,374,267	724,658,207	20,691,648
		2-INFRASTRUCTURE	336,380,900		335,985,843	395,057	83,568,311	252,417,532	395,057
		3-MITIGATION	35,429,002	816,224	31,017,815	4,411,187	30,150,464	867,351	3,594,963
		4-OPERATIONS	236,200,000		235,501,600	698,400	119,687,347	115,814,253	698,400
		5-ADMINISTRATION	634,482,746	59,613,441	550,617,473	83,865,273	283,796,462	266,821,011	24,251,832
		TOTAL	2,069,942,586	75,155,480	1,945,155,205	124,787,380	584,576,851	1,360,578,354	49,631,901
1607DR	LOUISIANA	1-HUMAN SERVICES	569,757,574		557,357,049	12,400,525	10,387,524	546,969,526	12,400,525
		2-INFRASTRUCTURE	332,734,097		330,321,680	2,412,417	159,335,785	170,985,895	2,412,417
		3-MITIGATION	5,278,527	700,040	4,568,487	710,040	2,434,206	2,134,281	10,000
		4-OPERATIONS	439,521,000		425,636,000	13,885,000	333,060,777	92,575,223	13,885,000
		5-ADMINISTRATION	423,938,763	38,702,285	383,389,906	40,548,856	203,222,571	180,167,335	1,846,571
		TOTAL	1,771,229,961	39,402,325	1,701,273,123	69,956,838	708,440,863	992,832,260	30,554,513
3259EM	FLORIDA	2-INFRASTRUCTURE	9,100,000		8,921,857	178,143	3,718,143	5,203,714	178,143
		4-OPERATIONS	10,000		10,000		10,000		
		5-ADMINISTRATION	1,280,801		1,280,801		1,211,541	69,260	
		TOTAL	10,390,801		10,212,657	178,143	4,939,684	5,272,973	178,143
3260EM	LOUISIANA	2-INFRASTRUCTURE							
		4-OPERATIONS	100,000		100,000		100,000		
		5-ADMINISTRATION	175,000		175,000		175,000		
		TOTAL	275,000		275,000		275,000		
3261EM	TEXAS	2-INFRASTRUCTURE	6,015,000		5,893,487	121,513	224,497	5,668,990	121,513
		4-OPERATIONS	5,000,000		5,000,000		5,000,000		
		5-ADMINISTRATION	95,854,341		95,854,341		89,459,249	6,395,092	
		TOTAL	106,869,341		106,747,828	121,513	94,683,746	12,064,082	121,513
GRAND TOTAL		3,958,707,688	114,557,805	3,763,663,813	195,043,875	1,392,916,144	2,370,747,669	80,486,070	

RITA MISSION ASSIGNMENTS

AS OF 08-09-2006

OBLIGATIONS	
DHS AGENCIES	Total
CBP	12,000,000
FPS	13,103,817
NCS	5,862,685
USCG	26,741,000
Subtotal, DHS	57,707,502
OTHER AGENCIES	Total
APHIS	20,000
ARC	
BIA	317,600
BUREC	1,000,000
CDC	
CNCS	224,000
COE-MVD	287,825,000
COE-NAD	
COE-SAD	155,000
COE-SWD	265,928,900
DHUD	120,000
DOD	48,480,000
DOE	60,000
DOI	5,000
DOT	67,021,544
EPA	44,545,000
GSA	565,500
HHS	76,290,000
NGA	690,000
NOAA	2,790,000
TREAS	80,000
TVA	2,080,000
USDA	6,470,000
USFS	180,905,000
USGS	36,000
USPC	1,000,000
VA	10,000,000
Subtotal, Other Agencies	996,608,544
Grand Total MA s	1,054,316,046

WILMA DECLARATIONS BY MAJOR OBJECT CLASS

AS OF 08-09-2006

PROGRAM AREA	PROGRAM NAME	ALLOCATIONS	UN-OBLIGATED COMMITMENTS	OBLIGATIONS	UN-OBLIGATED ALLOCATIONS(c)	UN-LIQUIDATED OBLIGATIONS	EXPENDITURES	ALLOCATION AVAILABLE
1-HUMAN SERVICES	2503-UNEMPLOYMENT	6,050,125		6,050,125			6,050,125	
	2504-CRISIS COUNSELING-NIMH	8,246,808		3,246,808	5,000,000		3,246,808	5,000,000
	2576-LEGAL SERVICES	5,000		5,000			5,000	
	2592-INSPECTIONS	48,379,400	2,000,000	44,354,901	4,024,499	5,360,607	38,994,294	2,024,499
	4149-OTHER NEEDS ASSISTANCE	183,000,000		159,000,000	24,000,000	14,661,518	144,338,482	24,000,000
	414X-HOUSING ASSISTANCE	163,715,000		157,695,000	6,020,000	10,167,593	147,527,407	6,020,000
	4152-CRISIS COUNSELING-SCC	2,628,148		2,424,122	204,026	725,617	1,698,505	204,026
	TOTAL	499,037,481	3,832,104	454,350,432	44,687,049	45,530,019	408,820,413	40,854,945
2-INFRASTRUCTURE	2594-INSPECTIONS	50,641,806	13,426,100	37,215,706	13,426,100	5,162,282	32,053,424	
	416X-PUBLIC ASSISTANCE	1,066,050,000		1,060,024,043	6,025,957	419,440,706	640,583,337	6,025,957
	TOTAL	1,116,691,806	13,426,100	1,097,239,749	19,452,057	424,602,988	672,636,760	6,025,957
3-MITIGATION	2593-INSPECTIONS	1,000,000	20,203	934,797	65,203	493,864	440,933	45,000
	TOTAL	1,000,000	20,203	934,797	65,203	493,864	440,933	45,000
4-OPERATIONS	2507-MISSIONS-TA	700,000		700,000		378,524	321,476	
	2508-MISSIONS-DFA	233,328,384		233,238,384	90,000	230,335,401	2,902,983	90,000
	TOTAL	234,028,384		233,938,384	90,000	230,713,925	3,224,459	90,000
5-ADMINISTRATION	11XX-SALARIES & BENEFITS	37,113,330		34,980,780	2,132,550		34,980,780	2,132,550
	21XX-TRAVEL	14,859,700	287,243	14,563,509	296,191	959,649	13,603,861	8,948
	22XX-TRANSPORTION	13,625,440		12,625,440	1,000,000	8,121,794	4,503,646	1,000,000
	23XX-RENT, COMM, UTILITIES	7,812,605	460,812	7,345,912	466,693	1,303,695	6,042,216	5,882
	24XX-PRINT & REPRO	548,500	39,928	286,870	261,630	71,670	215,200	221,702
	2501-MISSIONS-FOS	147,229,012		146,309,959	919,053	117,115,790	29,194,169	919,053
	25XX-OTHER SERVICES	31,382,000	6,835,444	18,250,662	13,131,338	13,194,911	5,055,751	6,295,894
	26XX-SUPPLIES & MATERIALS	91,470,000	5,456,583	85,810,919	5,659,081	81,919,095	3,891,825	202,497
	31XX-EQUIPMENT	2,346,000	1,209,560	2,985,948	(639,948)	1,856,804	1,129,144	(1,849,508)
	32XX-LAND & STRUCTURES	99,225	16,970	82,255	16,970		82,255	
4101-URBAN SEARCH & RESCUE	6,216,000		5,963,794	252,206	5,379,176	584,618	252,206	
TOTAL	352,701,812	14,306,540	329,206,049	23,495,763	229,922,583	99,283,466	9,189,223	
GRAND TOTAL	2,203,459,483	31,584,947	2,115,669,411	87,790,072	931,263,380	1,184,406,031	56,205,125	

WILMA DECLARATIONS BY PROGRAM AREA

AS OF 08-09-2006

PROGRAM CODE	STATE NAME	PROGRAM AREA	ALLOCATIONS	UN-OBLIGATED COMMITMENTS	OBLIGATIONS	UN-OBLIGATED ALLOCATIONS(c)	LIQUIDATED OBLIGATIONS	EXPENDITURES	ALLOCATION AVAILABLE
1609DR	FLORIDA	1-HUMAN SERVICES	499,037,481	3,832,104	454,350,432	44,687,049	45,530,019	408,820,413	40,854,945
		2-INFRASTRUCTURE	1,116,691,806	13,426,100	1,097,239,749	19,452,057	424,602,988	672,636,760	6,025,957
		3-MITIGATION	1,000,000	20,203	934,797	65,203	493,864	440,933	45,000
		4-OPERATIONS	234,028,384		233,938,384	90,000	230,713,925	3,224,459	90,000
		5-ADMINISTRATION	352,701,812	14,306,540	329,206,049	23,495,763	229,922,583	99,283,466	9,189,223
		TOTAL	2,203,459,483	31,584,947	2,115,669,411	87,790,072	931,263,380	1,184,406,031	56,205,125
GRAND TOTAL			2,203,459,483	31,584,947	2,115,669,411	87,790,072	931,263,380	1,184,406,031	56,205,125

WILMA MISSION ASSIGNMENTS

AS OF 08-09-2006

OBLIGATIONS	
DHS AGENCIES	Total
FPS	30,521,512
NCS	40,000
USCG	120,000
Subtotal, DHS	30,681,512
OTHER AGENCIES	Total
CIA	200,000
CNCS	1,160,000
COE-SAD	292,886,445
DOC	200,000
DOD	3,550,000
DOE	55,000
DOI	28,384
DOT	35,249,501
EPA	440,000
GSA	130,000
HHS	9,395,000
NOAA	115,000
NPS	
SSA	200,000
USDA	330,000
USDJ	45,000
USFS	5,580,000
USFWS	
USGS	2,500
Subtotal, Other Agencies	349,566,830
Grand Total MA s	380,248,342



**FINANCIAL INFORMATION TOOL
FOR HURRICANE KATRINA, RITA, & WILMA DECLARATIONS ONLY
NOTES & TERMS**

ITEM	DESCRIPTION
21XX-TRAVEL OF PEOPLE	Travel & transportation costs of FEMA employees and evacuating disaster victims
22XX-TRANSPORT OF THINGS	Transporting things such as express mail and equipment
23XX-RENT, COMM, UTILITIES	JFO Office space, DRC Office space, phone lines, electricity, water, etc.
24XX-PRINT & REPRO	Quick Copy service, printing and duplicating , etc.
2501-MISSIONS-FOS	Federal Operational Support - OFA Administrative costs such as travel, overtime, etc.
2503-UNEMPLOYMENT	Unemployment assistance to disaster victims
2507-MISSIONS-TA	Technical Assistance - provided by an OFA to the State & Local Governments
2508-MISSIONS-DFA	Direct Federal Assistance - provided by OFAs to directly benefit the State/Local Government and/or citizens usually commodities and services like ice, water, meals, etc.
2576-LEGAL SERVICES	Provided to assist disaster victims
2592-INSPECTIONS IHP/IFG	To inspect individual disaster victim's homes to determine eligibility for FEMA assistance programs
2593-INSPECTIONS HMTAP	To provide inspections, reviews and other technical assistance related to the Hazard Mitigation Program
2594-INSPECTIONS PA TAC	To prepare preliminary damage assessments and damage survey reports for the Public Assistance Program
25XX-OTHER SERVICES	Other services provided by contract not otherwise categorized
26XX-SUPPLIES & MATERIALS	Office supplies, IT supplies, safety supplies, fuel, clothing, food, drinking water, parts, etc.
31XX-EQUIPMENT	Durable personal property that has an expected life of 1 year or more such as equipment, tools, computers, etc.
32XX-LAND & STRUCTURES	Real estate and permanent improvements to real estate
4101-URBAN SEARCH & RESCUE	Cost of searching for and rescuing disaster victims from the disaster site(s)
414X-HOUSING & OTHER NEEDS	Awards to disaster victims for rent, hotels, minimal repairs, replacement, etc.
4154-OTHER NEEDS	Awards to disaster victims for medical, dental, funeral, personal property, clothing, furniture, and similar needs
416X-PUBLIC ASSISTANCE	Grants to States for projects under Infrastructue also known as the Public Assistance Program
4173-HAZARD MITIGATION	Grants to States for projects under the Mitigation Program
CRISIS COUNSELING	Grants to States or to the National Institutes of Mental Health to assist disaster victims
DRC	Disaster Recovery Center for assisting disaster victims in applying for disaster assistance
JFO	Joint Field Office
MANUFACTURED HOUSING	Costs of setting up short term temporary housing for disaster victims including manufactured housing and pad setup
OFA	Other Federal Agency other than FEMA
PROGRAM CODE	Disaster Number
PROGRAM NAME	Identifies and groups costs associated with a specific FEMA Program
VENDOR ALPHA	Name of private company, OFA, or State/Local government with whom FEMA has contracted to provide commodities or services, or pay grants/awards

FINANCIAL INFORMATION TOOL
FOR HURRICANE KATRINA, RITA, & WILMA DECLARATIONS ONLY
VENDORS WITH CUMMULATIVE OBLIGATIONS GREATER THAN OR EQUAL TO \$50 MILLION IN DESCENDING ORDER BY OBLIGATIONS
AS OF 08-09-2006

VENDOR ALPHA	OBLIGATIONS	EXPENDITURES
LA OFFICE OF HOMELAND SECURITY	8,417,403,231.61	6,588,613,273.16
US ARMY CORPS OF ENGINEERS	4,944,621,861.32	807,799,629.69
MISSISSIPPI, STATE OF	2,728,706,810.78	1,845,169,069.04
FLORIDA BUREAU OF DISASTER	1,555,535,052.43	1,059,966,656.87
TX DEPARTMENT OF PUBLIC SAFETY	1,485,527,531.62	1,291,503,785.34
DEPARTMENT OF DEFENSE	1,332,991,854.68	503,631,894.94
FLUOR DANIEL INC	1,260,195,518.98	936,769,457.54
SHAW ENVIRONMENTAL & INFRASTRUCTURE	830,570,485.50	445,535,997.12
ENVIRONMENTAL PROTECTION AGENCY	751,713,137.00	9,398,166.23
DEPARTMENT OF TRANSPORTATION	569,051,429.76	314,932,628.14
GULF STREAM COACH, INC.	547,697,225.00	538,269,979.00
CORPORATE LODGING CONSULTANTS, INC.	522,193,600.00	459,940,262.75
BECHTEL NATIONAL, INC.	504,571,878.50	423,701,883.84
US COAST GUARD	442,418,501.00	11,610,623.34
US DEPARTMENT OF LABOR	438,093,890.96	437,793,890.96
CH2M HILL CONSTRUCTORS, INC.	430,301,659.77	319,628,973.54
USDA FOREST SERVICE	385,040,788.00	8,319,670.51
MORGAN BUILDINGS & SPAS, INC.	372,325,238.75	353,068,272.92
PRECISION HOMES	287,515,000.00	280,878,481.99
AMERICAN RED CROSS	285,254,800.00	248,948,173.63
DEPARTMENT OF HEALTH AND HUMAN SERVICES	275,593,497.52	21,251,837.48
FEDERAL PROTECTIVE SERVICE/DHS	248,778,557.43	62,381,079.77
AL EMERGENCY MANAGEMENT AGENCY	233,772,872.05	193,793,098.00
GENERAL SERVICES ADMINISTRATION	196,001,105.32	25,496,447.43
CLEARBROOK LLC	191,986,168.00	145,735,054.60
GBL'S	162,086,000.00	126,394,536.68
FEMA GROUP TRAVEL	160,592,689.00	151,369,661.82
PARTNERSHIP FOR RESPONSE & RECOVERY	159,063,300.00	127,925,022.39
NISTC	145,845,219.75	111,974,402.83
CMH MANUFACTURING, INC.	142,709,400.00	112,668,914.20
ALLTECH	138,967,578.79	127,379,840.79
EMERGENCY RESPONSE PROG MANAGEMENT	135,855,194.66	108,216,325.54
NORTH AMERICAN CATASTROPHE SVCS INC	127,793,643.64	123,363,282.92
BOURGET'S OF THE SOUTH, LLC	119,499,655.60	119,499,655.60
PRI/DJI, A RECONSTRUCTION JV	101,030,332.43	4,541,939.37
AMERICOLD LOGISTICS LLC	96,928,506.58	92,562,736.39
HOUSING & URBAN DEVELOPMENT	83,065,000.00	36,110,487.57
CHAMPION HOME BUILDERS CO	80,759,579.79	70,400,027.50
US BANK	73,329,625.61	31,657,130.79
CUSTOMS AND BORDER PROTECTION	61,373,389.00	6,795,166.08
CITIBANK	57,208,101.97	55,245,812.27
U S DEPARTMENT OF JUSTICE	55,794,600.00	3,349,309.23
Grand Total	31,139,763,512.80	18,743,592,539.80

FINANCIAL INFORMATION TOOL
FOR HURRICANE KATRINA, RITA, & WILMA DECLARATIONS ONLY
VENDORS WITH CUMMULATIVE OBLIGATIONS GREATER THAN OR EQUAL TO \$50 MILLION IN DESCENDING ORDER BY OBLIGATIONS
AS OF 08-09-2006

VENDOR ALPHA	PROGRAM NAME	PROG CODE	STATE NAME	EVENT NAME	OBLIGATIONS	EXPENDITURES
LA OFFICE OF HOMELAND SECURITY	414X-HOUSING & OTHER NEEDS	1603DR	LOUISIANA	KATRINA	4,624,421,179.74	4,603,884,323.22
		1607DR	LOUISIANA	RITA	513,120,832.72	509,774,391.08
	416X-PUBLIC ASSISTANCE	1603DR	LOUISIANA	KATRINA	2,932,217,655.61	1,296,179,490.24
		1607DR	LOUISIANA	RITA	325,221,748.54	167,511,656.18
	4173-HAZARD MITIGATION	1603DR	LOUISIANA	KATRINA	2,468,240.00	50,247.43
		1607DR	LOUISIANA	RITA	433,544.00	12,503.80
	CRISIS COUNSELING	1603DR	LOUISIANA	KATRINA	19,520,031.00	11,200,661.21
LA OFFICE OF HOMELAND SECURITY Total					8,417,403,231.61	6,588,613,273.16
US ARMY CORPS OF ENGINEERS	2501-MISSIONS-FOS	1602DR	FLORIDA	KATRINA	335,000.00	43,894.71
		1603DR	LOUISIANA	KATRINA	47,434,364.00	3,346,995.09
		1604DR	MISSISSIPPI	KATRINA	454,790,739.91	108,331,991.65
		1605DR	ALABAMA	KATRINA	30,300,000.00	11,893,815.28
		1606DR	TEXAS	RITA	41,888,900.00	11,411,954.28
		1607DR	LOUISIANA	RITA	1,675,000.00	973,438.44
		1609DR	FLORIDA	WILMA	69,936,445.45	10,862,672.21
		3213EM	MISSISSIPPI	KATRINA	160,561.11	56,404.93
		3214EM	ALABAMA	KATRINA		
		3259EM	FLORIDA	RITA	155,000.00	24,459.06
	3261EM	TEXAS	RITA	5,590,000.00	14,958.43	
	2507-MISSIONS-TA	1603DR	LOUISIANA	KATRINA	7,000,000.00	1,568,867.19
		1604DR	MISSISSIPPI	KATRINA	243,255.98	129,871.30
		1606DR	TEXAS	RITA	150,000.00	10,593.51
		1607DR	LOUISIANA	RITA	600,000.00	264,984.85
		1609DR	FLORIDA	WILMA	600,000.00	318,426.12
	2508-MISSIONS-DFA	1603DR	LOUISIANA	KATRINA	2,131,757,000.00	242,833,755.48
		1604DR	MISSISSIPPI	KATRINA	1,271,755,594.87	156,433,708.98
		1605DR	ALABAMA	KATRINA	151,000,000.00	51,281,219.34
		1606DR	TEXAS	RITA	213,350,000.00	115,803,659.40
		1607DR	LOUISIANA	RITA	285,500,000.00	89,297,252.78
		1609DR	FLORIDA	WILMA	222,350,000.00	2,896,706.66
		3260EM	LOUISIANA	RITA		
3261EM		TEXAS	RITA	5,000,000.00		
25XX-OTHER SERVICES	1603DR	LOUISIANA	KATRINA	3,050,000.00		
US ARMY CORPS OF ENGINEERS Total					4,944,621,861.32	807,799,629.69
MISSISSIPPI, STATE OF	414X-HOUSING & OTHER NEEDS	1604DR	MISSISSIPPI	KATRINA	1,195,088,545.87	1,149,993,711.84
	416X-PUBLIC ASSISTANCE	1604DR	MISSISSIPPI	KATRINA	1,525,207,304.91	691,913,873.20
	4173-HAZARD MITIGATION	1604DR	MISSISSIPPI	KATRINA	5,407,982.00	258,506.00
	CRISIS COUNSELING	1604DR	MISSISSIPPI	KATRINA	3,002,978.00	3,002,978.00
MISSISSIPPI, STATE OF Total					2,728,706,810.78	1,845,169,069.04
FLORIDA BUREAU OF DISASTER	414X-HOUSING & OTHER NEEDS	1609DR	FLORIDA	WILMA	316,695,000.00	291,865,888.49
	416X-PUBLIC ASSISTANCE	1602DR	FLORIDA	KATRINA	154,634,422.97	114,370,540.90
		1609DR	FLORIDA	WILMA	1,060,024,042.78	640,583,336.59
		3220EM	FLORIDA	KATRINA	7,845,818.93	2,281,239.71
		3259EM	FLORIDA	RITA	8,921,856.75	5,203,713.78
		1604DR	MISSISSIPPI	KATRINA	4,989,789.00	3,963,432.60
	CRISIS COUNSELING	1609DR	FLORIDA	WILMA	2,424,122.00	1,698,504.80
FLORIDA BUREAU OF DISASTER Total					1,555,535,052.43	1,059,966,656.87
TX DEPARTMENT OF PUBLIC SAFETY	414X-HOUSING & OTHER NEEDS	1606DR	TEXAS	RITA	511,014,000.00	504,974,409.87
	4154-OTHER NEEDS	1606DR	TEXAS	RITA	71,880,000.00	70,095,785.41
	416X-PUBLIC ASSISTANCE	1606DR	TEXAS	RITA	321,313,621.09	240,661,851.60
		3216EM	TEXAS	KATRINA	541,188,424.71	464,242,419.21
		3261EM	TEXAS	RITA	5,893,486.82	5,668,989.88
	4173-HAZARD MITIGATION	1606DR	TEXAS	RITA	23,949,011.00	15,813.83



VENDOR ALPHA	PROGRAM NAME	PROG CODE	STATE NAME	EVENT NAME	OBLIGATIONS	EXPENDITURES
	CRISIS COUNSELING	1603DR	LOUISIANA	KATRINA	9,638,246.00	5,618,140.28
		1606DR	TEXAS	RITA	650,742.00	226,375.26
TX DEPARTMENT OF PUBLIC SAFETY Total					1,485,527,531.62	1,291,503,785.34
DEPARTMENT OF DEFENSE	2501-MISSIONS-FOS	1602DR	FLORIDA	KATRINA	100,000.00	
		1603DR	LOUISIANA	KATRINA	111,197,000.00	18,189,023.74
		1604DR	MISSISSIPPI	KATRINA	770,190,415.41	291,649,464.42
		1605DR	ALABAMA	KATRINA	2,669,482.21	
		1606DR	TEXAS	RITA	23,100,000.00	20,676.01
		1607DR	LOUISIANA	RITA		
		1609DR	FLORIDA	WILMA	2,650,000.00	859,034.82
		3212EM	LOUISIANA	KATRINA	250,000.00	
		3213EM	MISSISSIPPI	KATRINA	10,000.00	8,102.84
		3214EM	ALABAMA	KATRINA		
		3216EM	TEXAS	KATRINA	20,000.00	
		3259EM	FLORIDA	RITA	255,000.00	
		3260EM	LOUISIANA	RITA		
		3261EM	TEXAS	RITA	11,315,000.00	3,190,786.76
	2507-MISSIONS-TA	1603DR	LOUISIANA	KATRINA	384,500.00	
	2508-MISSIONS-DFA	1603DR	LOUISIANA	KATRINA	28,684,426.88	5,061,217.97
		1604DR	MISSISSIPPI	KATRINA	54,950,344.86	4,125,267.52
		1606DR	TEXAS	RITA	2,810,000.00	
		1607DR	LOUISIANA	RITA	11,000,000.00	1,576,361.33
		1609DR	FLORIDA	WILMA	900,000.00	6,276.58
		3216EM	TEXAS	KATRINA		
		3260EM	LOUISIANA	RITA		
	25XX-OTHER SERVICES	1603DR	LOUISIANA	KATRINA	16,082.04	
		1604DR	MISSISSIPPI	KATRINA	337,880.16	284,948.28
		1605DR	ALABAMA	KATRINA	79,950.24	
	26XX-SUPPLIES & MATERIALS	1603DR	LOUISIANA	KATRINA	149,535,482.19	91,588,158.78
		1604DR	MISSISSIPPI	KATRINA	90,958,532.13	87,008,294.29
		1609DR	FLORIDA	WILMA	70,371,168.00	
	31XX-EQUIPMENT	1603DR	LOUISIANA	KATRINA	250,000.00	
	MANUFACTURED HOUSING	1603DR	LOUISIANA	KATRINA	451,276.92	
		1604DR	MISSISSIPPI	KATRINA	425,363.40	64,281.60
		1606DR	TEXAS	RITA	79,950.24	
DEPARTMENT OF DEFENSE Total					1,332,991,854.68	503,631,894.94
FLUOR DANIEL INC	2594-INSPECTIONS PA TAC	1602DR	FLORIDA	KATRINA	2,800,000.00	2,110,982.33
		1603DR	LOUISIANA	KATRINA	62,915,000.00	47,448,278.77
		1604DR	MISSISSIPPI	KATRINA	28,550,000.00	23,337,277.69
		1605DR	ALABAMA	KATRINA	638,000.00	466,351.21
		1606DR	TEXAS	RITA	7,550,000.00	6,150,482.59
		1607DR	LOUISIANA	RITA	4,915,000.00	3,474,329.18
		1609DR	FLORIDA	WILMA	12,557,000.00	9,112,447.58
		3216EM	TEXAS	KATRINA	2,810,000.00	1,929,182.64
	MANUFACTURED HOUSING	1603DR	LOUISIANA	KATRINA	1,129,429,917.98	838,475,363.38
		1605DR	ALABAMA	KATRINA	1,816,792.00	1,252,865.68
		1606DR	TEXAS	RITA	4,701,226.00	2,469,859.49
		1609DR	FLORIDA	WILMA	1,512,583.00	542,037.00
FLUOR DANIEL INC Total					1,260,195,518.98	936,769,457.54
SHAW ENVIRONMENTAL & INFRASTRUCTURE	25XX-OTHER SERVICES	1606DR	TEXAS	RITA	1,109,049.00	
	MANUFACTURED HOUSING	1603DR	LOUISIANA	KATRINA	779,449,084.50	417,959,542.21
		1604DR	MISSISSIPPI	KATRINA	3,283,735.00	1,485,106.89
		1605DR	ALABAMA	KATRINA	10,992,829.00	4,563,813.19
		1606DR	TEXAS	RITA	31,833,936.00	18,627,915.35
		1607DR	LOUISIANA	RITA	1,503,895.00	1,503,895.00
		1609DR	FLORIDA	WILMA	2,397,957.00	1,395,724.48
SHAW ENVIRONMENTAL & INFRASTRUCTURE Total					830,570,485.50	445,535,997.12
ENVIRONMENTAL PROTECTION AGENCY	2501-MISSIONS-FOS	1602DR	FLORIDA	KATRINA	20,000.00	

VENDOR ALPHA	PROGRAM NAME	PROG CODE	STATE NAME	EVENT NAME	OBLIGATIONS	EXPENDITURES	
		1603DR	LOUISIANA	KATRINA	22,517,000.00		
		1604DR	MISSISSIPPI	KATRINA	2,529,200.00	749,561.82	
		1605DR	ALABAMA	KATRINA	10,000.00	4,164.37	
		1606DR	TEXAS	RITA	10,000.00		
		1609DR	FLORIDA	WILMA	40,000.00	4,264.10	
		3213EM	MISSISSIPPI	KATRINA	10,000.00	6,188.73	
		3214EM	ALABAMA	KATRINA			
		3259EM	FLORIDA	RITA	10,000.00		
		3260EM	LOUISIANA	RITA	25,000.00		
		3261EM	TEXAS	RITA	5,000,000.00		
		2507-MISSIONS-TA	1603DR	LOUISIANA	KATRINA	2,500,000.00	
			1604DR	MISSISSIPPI	KATRINA	12,300,000.00	1,543,422.91
			1605DR	ALABAMA	KATRINA	3,000,000.00	119,628.12
			1609DR	FLORIDA	WILMA	100,000.00	3,049.85
	2508-MISSIONS-DFA	3214EM	ALABAMA	KATRINA			
		1603DR	LOUISIANA	KATRINA	197,000,000.00		
		1604DR	MISSISSIPPI	KATRINA	55,500,000.00	6,477,839.36	
		1605DR	ALABAMA	KATRINA	17,000,000.00	490,046.97	
		1607DR	LOUISIANA	RITA	39,500,000.00		
	25XX-OTHER SERVICES	1609DR	FLORIDA	WILMA	300,000.00		
		1603DR	LOUISIANA	KATRINA	258,065,898.00		
		1607DR	LOUISIANA	RITA	136,276,039.00		
	ENVIRONMENTAL PROTECTION AGENCY Total					751,713,137.00	9,398,166.23
	DEPARTMENT OF TRANSPORTATION						
	21XX-TRAVEL OF PEOPLE	1604DR	MISSISSIPPI	KATRINA			
		2501-MISSIONS-FOS	1602DR	FLORIDA	KATRINA	2,018,500.00	997,471.94
		1603DR	LOUISIANA	KATRINA	71,661,591.33	17,892,532.58	
		1604DR	MISSISSIPPI	KATRINA	64,811,314.00	43,455,544.59	
		1605DR	ALABAMA	KATRINA	24,057,500.00	13,416,939.81	
		1606DR	TEXAS	RITA	30,330,741.76	21,173,162.30	
		1607DR	LOUISIANA	RITA	25,110,000.00	17,713,668.11	
		1609DR	FLORIDA	WILMA	35,249,501.19	17,454,575.55	
		3212EM	LOUISIANA	KATRINA	6,120,000.00	134,839.68	
		3213EM	MISSISSIPPI	KATRINA	35,000.00	16,914.58	
		3214EM	ALABAMA	KATRINA			
		3215EM	ARKANSAS	KATRINA	50,000.00		
		3216EM	TEXAS	KATRINA	632,825.82	632,825.82	
		3259EM	FLORIDA	RITA	10,000.00		
		3261EM	TEXAS	RITA	1,570,802.08	870,802.08	
		2507-MISSIONS-TA	1604DR	MISSISSIPPI	KATRINA	50,000.00	
			2508-MISSIONS-DFA	1603DR	LOUISIANA	KATRINA	292,190,094.92
		1604DR	MISSISSIPPI	KATRINA	3,353,213.00		
		1607DR	LOUISIANA	RITA	10,000,000.00	1,436,624.23	
		3215EM	ARKANSAS	KATRINA	500,000.00		
		3216EM	TEXAS	KATRINA	1,300,345.66	1,300,345.66	
		3260EM	LOUISIANA	RITA			
	DEPARTMENT OF TRANSPORTATION Total					569,051,429.76	314,932,628.14
	GULF STREAM COACH, INC.						
		22XX-TRANSPORT OF THINGS	1603DR	LOUISIANA	KATRINA	26,319,725.00	17,228,213.00
			MANUFACTURED HOUSING	1603DR	LOUISIANA	KATRINA	347,184,713.00
		1604DR	MISSISSIPPI	KATRINA	73,885,500.00	73,879,325.00	
1605DR		ALABAMA	KATRINA	100,307,287.00	99,995,474.00		
GULF STREAM COACH, INC. Total					547,697,225.00	538,269,979.00	
CORPORATE LODGING CONSULTANTS, INC.							
	21XX-TRAVEL OF PEOPLE	1604DR	MISSISSIPPI	KATRINA	45,000.00	44,537.10	
		25XX-OTHER SERVICES	1603DR	LOUISIANA	KATRINA	227,989,384.00	219,093,115.66
	1604DR	MISSISSIPPI	KATRINA	108,724,206.00	91,983,185.06		
	1605DR	ALABAMA	KATRINA	26,102,430.00	21,838,675.04		
	1606DR	TEXAS	RITA	90,560,262.00	76,371,019.55		
	1607DR	LOUISIANA	RITA	68,772,318.00	50,609,730.34		
CORPORATE LODGING CONSULTANTS, INC. Total					522,193,600.00	459,940,262.75	

VENDOR ALPHA	PROGRAM NAME	PROG CODE	STATE NAME	EVENT NAME	OBLIGATIONS	EXPENDITURES	
BECHTEL NATIONAL, INC.	25XX-OTHER SERVICES	1604DR	MISSISSIPPI	KATRINA	21,421,522.00	13,418,176.98	
	MANUFACTURED HOUSING	1603DR	LOUISIANA	KATRINA	1,117,125.00	99,584.79	
		1604DR	MISSISSIPPI	KATRINA	482,033,231.50	410,184,122.07	
BECHTEL NATIONAL, INC. Total					504,571,878.50	423,701,883.84	
US COAST GUARD	2501-MISSIONS-FOS	1602DR	FLORIDA	KATRINA	1.00		
		1603DR	LOUISIANA	KATRINA	3,275,000.00		
		1604DR	MISSISSIPPI	KATRINA	13,970,000.00	294,252.57	
		1605DR	ALABAMA	KATRINA	2,275,000.00	154,116.91	
		1606DR	TEXAS	RITA	100,000.00		
		1609DR	FLORIDA	WILMA	50,000.00		
		3214EM	ALABAMA	KATRINA			
		3259EM	FLORIDA	RITA	16,000.00		
		3260EM	LOUISIANA	RITA	25,000.00		
	3261EM	TEXAS	RITA	200,000.00			
	2507-MISSIONS-TA	1603DR	LOUISIANA	KATRINA	37,500.00		
	2508-MISSIONS-DFA	1603DR	LOUISIANA	KATRINA	165,000,000.00	11,162,253.86	
		1604DR	MISSISSIPPI	KATRINA	231,000,000.00		
		1605DR	ALABAMA	KATRINA			
		1606DR	TEXAS	RITA	8,000,000.00		
		1607DR	LOUISIANA	RITA	18,400,000.00		
	1609DR	FLORIDA	WILMA	70,000.00			
	US COAST GUARD Total					442,418,501.00	11,610,623.34
	US DEPARTMENT OF LABOR	2501-MISSIONS-FOS	1603DR	LOUISIANA	KATRINA		
1604DR			MISSISSIPPI	KATRINA	314,945.96	14,945.96	
2503-UNEMPLOYMENT		1603DR	LOUISIANA	KATRINA	320,361,035.00	320,361,035.00	
		1604DR	MISSISSIPPI	KATRINA	88,450,000.00	88,450,000.00	
		1605DR	ALABAMA	KATRINA	1,372,364.00	1,372,364.00	
		1606DR	TEXAS	RITA	9,759,933.00	9,759,933.00	
		1607DR	LOUISIANA	RITA	11,785,488.00	11,785,488.00	
		1609DR	FLORIDA	WILMA	6,050,125.00	6,050,125.00	
US DEPARTMENT OF LABOR Total					438,093,890.96	437,793,890.96	
CH2M HILL CONSTRUCTORS, INC.	2507-MISSIONS-TA	1604DR	MISSISSIPPI	KATRINA			
	2592-INSPECTIONS IHP/IFG	1604DR	MISSISSIPPI	KATRINA	1,675,499.84	274,993.25	
		MANUFACTURED HOUSING	1603DR	LOUISIANA	KATRINA	225,894,358.10	184,370,519.66
		1604DR	MISSISSIPPI	KATRINA	130,152,450.87	81,195,907.66	
		1605DR	ALABAMA	KATRINA	36,697,538.02	25,511,317.79	
		1606DR	TEXAS	RITA	35,881,812.94	28,276,235.18	
CH2M HILL CONSTRUCTORS, INC. Total					430,301,659.77	319,628,973.54	
USDA FOREST SERVICE	2501-MISSIONS-FOS	1602DR	FLORIDA	KATRINA	735,000.00	11,409.42	
		1603DR	LOUISIANA	KATRINA	139,776,000.00	8,238,738.46	
		1604DR	MISSISSIPPI	KATRINA	8,607,000.00	6,527.59	
		1605DR	ALABAMA	KATRINA	1,280,000.00	22,030.32	
		1606DR	TEXAS	RITA	124,330,000.00		
		1609DR	FLORIDA	WILMA	5,910,000.00		
		3213EM	MISSISSIPPI	KATRINA	80,288.00		
		3214EM	ALABAMA	KATRINA			
		3216EM	TEXAS	KATRINA	5,000.00	2,655.53	
		3217EM	TENNESSEE	KATRINA			
		3218EM	GEORGIA	KATRINA			
		3222EM	NORTH CAROLINA	KATRINA			
		3231EM	KENTUCKY	KATRINA			
		3233EM	SOUTH CAROLINA	KATRINA			
		3241EM	ARIZONA	KATRINA	2,000,000.00	1,962.98	
		3259EM	FLORIDA	RITA	740,000.00		
		3261EM	TEXAS	RITA	21,155,000.00		
		2507-MISSIONS-TA	1602DR	FLORIDA	KATRINA	10,000.00	
			1604DR	MISSISSIPPI	KATRINA	62,500.00	
	2508-MISSIONS-DFA	1603DR	LOUISIANA	KATRINA	10,000,000.00		

VENDOR ALPHA	PROGRAM NAME	PROG CODE	STATE NAME	EVENT NAME	OBLIGATIONS	EXPENDITURES
		1604DR	MISSISSIPPI	KATRINA	6,700,000.00	631.44
		1606DR	TEXAS	RITA	650,000.00	
		1607DR	LOUISIANA	RITA	40,500,000.00	
		3216EM	TEXAS	KATRINA	22,500,000.00	35,714.77
USDA FOREST SERVICE Total					385,040,788.00	8,319,670.51
MORGAN BUILDINGS & SPAS, INC.	25XX-OTHER SERVICES	1603DR	LOUISIANA	KATRINA	348.75	
		1606DR	TEXAS	RITA	14,996.00	14,996.00
	31XX-EQUIPMENT	1603DR	LOUISIANA	KATRINA	125,000.00	125,000.00
	MANUFACTURED HOUSING	1603DR	LOUISIANA	KATRINA	114,362,394.00	95,105,776.92
		1604DR	MISSISSIPPI	KATRINA	244,122,500.00	244,122,500.00
		1605DR	ALABAMA	KATRINA	13,700,000.00	13,700,000.00
MORGAN BUILDINGS & SPAS, INC. Total					372,325,238.75	353,068,272.92
PRECISION HOMES	MANUFACTURED HOUSING	1603DR	LOUISIANA	KATRINA	125,000,000.00	125,000,000.00
		1605DR	ALABAMA	KATRINA	162,515,000.00	155,878,481.99
PRECISION HOMES Total					287,515,000.00	280,878,481.99
AMERICAN RED CROSS	2501-MISSIONS-FOS	1603DR	LOUISIANA	KATRINA	50,000.00	11,159.43
		1606DR	TEXAS	RITA		
		3232EM	MISSOURI	KATRINA	5,000.00	
		3261EM	TEXAS	RITA		
	25XX-OTHER SERVICES	1603DR	LOUISIANA	KATRINA	125,400,000.00	110,000,000.00
		1604DR	MISSISSIPPI	KATRINA	59,850,000.00	52,500,000.00
		1605DR	ALABAMA	KATRINA	14,250,000.00	12,500,000.00
		1606DR	TEXAS	RITA	48,450,000.00	41,437,014.20
		1607DR	LOUISIANA	RITA	37,050,000.00	32,500,000.00
	31XX-EQUIPMENT	1604DR	MISSISSIPPI	KATRINA	199,800.00	
AMERICAN RED CROSS Total					285,254,800.00	248,948,173.63
DEPARTMENT OF HEALTH AND HUMAN SERVICES	2501-MISSIONS-FOS	1602DR	FLORIDA	KATRINA	365,000.00	
		1603DR	LOUISIANA	KATRINA	615,000.00	
		1604DR	MISSISSIPPI	KATRINA	695,000.00	
		1605DR	ALABAMA	KATRINA	50,000.00	
		1606DR	TEXAS	RITA	21,000,000.00	
		1609DR	FLORIDA	WILMA	1,230,000.00	
		3213EM	MISSISSIPPI	KATRINA	50,000.00	
		3214EM	ALABAMA	KATRINA		
		3215EM	ARKANSAS	KATRINA	10,000.00	
		3216EM	TEXAS	KATRINA	80,000.00	
		3217EM	TENNESSEE	KATRINA	2,000.00	
		3218EM	GEORGIA	KATRINA	52,000.00	
		3222EM	NORTH CAROLINA	KATRINA	2,000.00	
		3231EM	KENTUCKY	KATRINA	2,000.00	
		3233EM	SOUTH CAROLINA	KATRINA	2,000.00	
		3259EM	FLORIDA	RITA	10,000.00	
		3261EM	TEXAS	RITA	35,180,000.00	
	2507-MISSIONS-TA	1603DR	LOUISIANA	KATRINA	30,000.00	
		1604DR	MISSISSIPPI	KATRINA	207,500.00	
		3217EM	TENNESSEE	KATRINA	5,000.00	
	2508-MISSIONS-DFA	1603DR	LOUISIANA	KATRINA	82,686,996.52	
		1604DR	MISSISSIPPI	KATRINA	64,815,500.00	2,735,966.48
		1605DR	ALABAMA	KATRINA		
		1607DR	LOUISIANA	RITA	20,100,000.00	
		1609DR	FLORIDA	WILMA	8,165,000.00	
		3215EM	ARKANSAS	KATRINA	3,000,000.00	
		3216EM	TEXAS	KATRINA	10,000,000.00	
		3237EM	ALABAMA	KATRINA	1,000,000.00	
		3260EM	LOUISIANA	RITA		
	25XX-OTHER SERVICES	1604DR	MISSISSIPPI	KATRINA	2,909,940.00	2,909,940.00
		1605DR	ALABAMA	KATRINA	205,500.00	205,500.00
		1606DR	TEXAS	RITA	400,000.00	400,000.00

VENDOR ALPHA	PROGRAM NAME	PROG CODE	STATE NAME	EVENT NAME	OBLIGATIONS	EXPENDITURES
		1609DR	FLORIDA	WILMA	10,000.00	10,000.00
	26XX-SUPPLIES & MATERIALS	1604DR	MISSISSIPPI	KATRINA	3,050,000.00	3,050,000.00
	CRISIS COUNSELING	1603DR	LOUISIANA	KATRINA	7,722,630.00	
		1604DR	MISSISSIPPI	KATRINA	6,658,389.00	6,658,389.00
		1605DR	ALABAMA	KATRINA	488,246.00	488,246.00
		1606DR	TEXAS	RITA	1,546,988.00	1,546,988.00
		1609DR	FLORIDA	WILMA	3,246,808.00	3,246,808.00
DEPARTMENT OF HEALTH AND HUMAN SERVICES Total					275,593,497.52	21,251,837.48
FEDERAL PROTECTIVE SERVICE/DHS	2501-MISSIONS-FOS	1603DR	LOUISIANA	KATRINA	156,783,020.00	61,833,932.20
		1604DR	MISSISSIPPI	KATRINA	28,452,766.73	324,052.16
		1605DR	ALABAMA	KATRINA	5,452,500.00	54,484.91
		1606DR	TEXAS	RITA	7,768,816.80	
		1607DR	LOUISIANA	RITA	5,000,000.00	
		1609DR	FLORIDA	WILMA	30,371,511.90	
		3213EM	MISSISSIPPI	KATRINA	188,608.00	
		3214EM	ALABAMA	KATRINA	31,478.00	
		3215EM	ARKANSAS	KATRINA	460,000.00	
		3216EM	TEXAS	KATRINA	7,000,000.00	
		3259EM	FLORIDA	RITA	10,000.00	
		3260EM	LOUISIANA	RITA	125,000.00	
		3261EM	TEXAS	RITA	100,000.00	
	2507-MISSIONS-TA	1603DR	LOUISIANA	KATRINA		
	2508-MISSIONS-DFA	1603DR	LOUISIANA	KATRINA		
		1604DR	MISSISSIPPI	KATRINA	700,000.00	168,610.50
		1609DR	FLORIDA	WILMA	150,000.00	
		3260EM	LOUISIANA	RITA	100,000.00	
	25XX-OTHER SERVICES	1602DR	FLORIDA	KATRINA	5,616,000.00	
		1603DR	LOUISIANA	KATRINA	70,272.00	
		1604DR	MISSISSIPPI	KATRINA	328,312.00	
		1605DR	ALABAMA	KATRINA	70,272.00	
FEDERAL PROTECTIVE SERVICE/DHS Total					248,778,557.43	62,381,079.77
AL EMERGENCY MANAGEMENT AGENCY	414X-HOUSING & OTHER NEEDS	1605DR	ALABAMA	KATRINA	121,113,238.63	117,808,691.35
	416X-PUBLIC ASSISTANCE	1605DR	ALABAMA	KATRINA	98,273,627.38	70,271,249.25
		3237EM	ALABAMA	KATRINA	2,840,416.04	2,772,802.33
	4173-HAZARD MITIGATION	1605DR	ALABAMA	KATRINA	7,694,402.00	370,033.09
	CRISIS COUNSELING	1605DR	ALABAMA	KATRINA	3,851,188.00	2,570,321.98
AL EMERGENCY MANAGEMENT AGENCY Total					233,772,872.05	193,793,098.00
GENERAL SERVICES ADMINISTRATION	21XX-TRAVEL OF PEOPLE	1604DR	MISSISSIPPI	KATRINA	32,208.00	22,882.50
	22XX-TRANSPORT OF THINGS	1602DR	FLORIDA	KATRINA	20,000.00	2,612.05
		1603DR	LOUISIANA	KATRINA	4,256,000.00	375,806.91
		1604DR	MISSISSIPPI	KATRINA	1,040,650.88	160,984.13
		1605DR	ALABAMA	KATRINA	401,600.00	25,568.46
		1606DR	TEXAS	RITA	90,000.00	38,970.50
		1607DR	LOUISIANA	RITA	11,601.35	3,812.21
		1609DR	FLORIDA	WILMA	560,000.00	21,134.82
		3215EM	ARKANSAS	KATRINA	25.38	25.38
		3216EM	TEXAS	KATRINA	4,682.74	4,682.74
		3224EM	COLORADO	KATRINA	16.21	
	23XX-RENT, COMM, UTILITIES	1602DR	FLORIDA	KATRINA	300,000.00	300,000.00
		1603DR	LOUISIANA	KATRINA	7,259,254.00	5,535,029.91
		1604DR	MISSISSIPPI	KATRINA	8,686,547.00	2,863,761.63
		1605DR	ALABAMA	KATRINA	717,099.00	643,983.97
		1606DR	TEXAS	RITA	3,164,396.00	2,659,430.00
		1607DR	LOUISIANA	RITA	2,067,847.00	1,673,062.00
		1609DR	FLORIDA	WILMA	3,370,697.00	2,556,486.43
		3214EM	ALABAMA	KATRINA	30,000.00	30,000.00
	2501-MISSIONS-FOS	1602DR	FLORIDA	KATRINA	165,000.00	
		1603DR	LOUISIANA	KATRINA	6,849,500.00	339,888.44

VENDOR ALPHA	PROGRAM NAME	PROG CODE	STATE NAME	EVENT NAME	OBLIGATIONS	EXPENDITURES			
		1604DR	MISSISSIPPI	KATRINA	62,677,018.36	633,869.02			
		1605DR	ALABAMA	KATRINA	11,333,000.00	3,850.07			
		1606DR	TEXAS	RITA	370,000.00	27,770.56			
		1607DR	LOUISIANA	RITA	5,528,185.00	37,963.70			
		1609DR	FLORIDA	WILMA	170,000.00	13,622.20			
		3212EM	LOUISIANA	KATRINA					
		3213EM	MISSISSIPPI	KATRINA	1,770,000.00	69,618.01			
		3214EM	ALABAMA	KATRINA					
		3215EM	ARKANSAS	KATRINA	60,000.00	7,451.56			
		3216EM	TEXAS	KATRINA	285,000.00	7,872.19			
		3224EM	COLORADO	KATRINA					
		3259EM	FLORIDA	RITA	10,000.00				
		3261EM	TEXAS	RITA	520,000.00				
		2508-MISSIONS- DFA	1603DR	LOUISIANA	KATRINA	1,000,000.00			
			1604DR	MISSISSIPPI	KATRINA				
			1609DR	FLORIDA	WILMA				
			3212EM	LOUISIANA	KATRINA	1,500,000.00	2,096.06		
		25XX-OTHER SERVICES	3223EM	UTAH	KATRINA				
			1603DR	LOUISIANA	KATRINA	8,509,000.00	4,040,700.68		
			1604DR	MISSISSIPPI	KATRINA	57,706,723.95	3,331,411.64		
			1605DR	ALABAMA	KATRINA	146,000.00			
		26XX-SUPPLIES & MATERIALS	1609DR	FLORIDA	WILMA	5,328,000.00	34,024.00		
			1603DR	LOUISIANA	KATRINA	1,053.45			
			1604DR	MISSISSIPPI	KATRINA	60,000.00	28,075.66		
		GENERAL SERVICES ADMINISTRATION Total					196,001,105.32	25,496,447.43	
		CLEARBROOK LLC	23XX-RENT, COMM, UTILITIES	1603DR	LOUISIANA	KATRINA	21,724,500.00	21,724,500.00	
				25XX-OTHER SERVICES	1603DR	LOUISIANA	KATRINA	43,720,240.00	5,339,892.20
				26XX-SUPPLIES & MATERIALS	1607DR	LOUISIANA	RITA	8,390,250.00	8,189,240.40
31XX-EQUIPMENT	1603DR			LOUISIANA	KATRINA	16,284,352.00	8,614,596.00		
32XX-LAND & STRUCTURES	1603DR			LOUISIANA	KATRINA	4,559,846.00	4,559,846.00		
MANUFACTURED HOUSING	1603DR			LOUISIANA	KATRINA	97,306,980.00	97,306,980.00		
CLEARBROOK LLC Total					191,986,168.00	145,735,054.60			
EMERGENCY RESPONSE PROG MANAGEMENT	2594-INSPECTIONS PA TAC	1602DR	FLORIDA	KATRINA	1,360,000.00	1,350,159.78			
		1603DR	LOUISIANA	KATRINA	113,151,300.00	86,639,952.60			
		1604DR	MISSISSIPPI	KATRINA	28,381,800.00	21,559,271.31			
		1606DR	TEXAS	RITA	3,391,100.00	3,003,878.13			
		1609DR	FLORIDA	WILMA	12,123,200.00	10,753,218.25			
		3215EM	ARKANSAS	KATRINA	1,583,900.00	1,519,740.61			
		3216EM	TEXAS	KATRINA	1,954,900.00	1,464,101.18			
		3229EM	NEW MEXICO	KATRINA	139,800.00	104,214.82			
EMERGENCY RESPONSE PROG MANAGEMENT Total					162,086,000.00	126,394,536.68			
FEMA GROUP TRAVEL	21XX-TRAVEL OF PEOPLE	1602DR	FLORIDA	KATRINA	2,063,994.12	1,769,716.27			
		1603DR	LOUISIANA	KATRINA	58,179,204.66	56,728,273.84			
		1604DR	MISSISSIPPI	KATRINA	41,987,922.88	36,571,842.90			
		1605DR	ALABAMA	KATRINA	11,026,347.08	10,757,322.08			
		1606DR	TEXAS	RITA	23,960,400.89	23,041,586.54			
		1607DR	LOUISIANA	RITA	3,053,157.96	2,875,814.90			
		1609DR	FLORIDA	WILMA	13,378,650.00	13,020,643.54			
		3212EM	LOUISIANA	KATRINA	5,559.37	5,559.37			
		3215EM	ARKANSAS	KATRINA	1,692,159.35	1,662,658.51			
		3216EM	TEXAS	KATRINA	2,844,540.41	2,825,760.16			
		3217EM	TENNESSEE	KATRINA	67,982.84	67,982.84			
		3218EM	GEORGIA	KATRINA	767.15	767.15			
		3219EM	OKLAHOMA	KATRINA	88,459.16	75,854.98			
		3221EM	WEST VIRGINIA	KATRINA	26,021.70	26,021.70			
		3223EM	UTAH	KATRINA	34,311.49	28,639.45			
		3224EM	COLORADO	KATRINA	171,985.22	163,184.81			
		3225EM	MICHIGAN	KATRINA	198,205.48	165,335.61			

VENDOR ALPHA	PROGRAM NAME	PROG CODE	STATE NAME	EVENT NAME	OBLIGATIONS	EXPENDITURES
		3226EM	DISTRICT OF COLUMBIA	KATRINA	38,622.50	38,622.50
		3227EM	WASHINGTON	KATRINA	129,929.12	111,211.98
		3228EM	OREGON	KATRINA	20,421.63	13,842.44
		3229EM	NEW MEXICO	KATRINA	44,429.60	40,759.31
		3230EM	ILLINOIS	KATRINA	25,498.68	20,549.03
		3231EM	KENTUCKY	KATRINA	7,960.79	7,960.79
		3232EM	MISSOURI	KATRINA	230,804.50	216,267.46
		3233EM	SOUTH CAROLINA	KATRINA	40,089.27	40,089.27
		3234EM	SOUTH DAKOTA	KATRINA	8,827.91	7,771.22
		3235EM	PENNSYLVANIA	KATRINA	78,931.06	78,931.06
		3236EM	KANSAS	KATRINA	186.90	186.90
		3238EM	INDIANA	KATRINA		
		3239EM	IOWA	KATRINA	4,927.66	4,927.66
		3240EM	VIRGINIA	KATRINA	7,659.06	7,659.06
		3241EM	ARIZONA	KATRINA	169,424.02	168,119.17
		3242EM	MINNESOTA	KATRINA		
		3243EM	NEVADA	KATRINA	194,136.15	186,382.85
		3244EM	IDAHO	KATRINA	3,603.26	3,603.26
		3245EM	NEBRASKA	KATRINA	1,301.61	1,301.61
		3246EM	CONNECTICUT	KATRINA	19,927.66	6,209.38
		3247EM	NORTH DAKOTA	KATRINA	15,599.78	15,492.46
		3248EM	CALIFORNIA	KATRINA	332,362.04	311,141.21
		3249EM	WISCONSIN	KATRINA		
		3250EM	OHIO	KATRINA		
		3251EM	MARYLAND	KATRINA	52,711.86	52,711.86
		3252EM	MASSACHUSETTS	KATRINA	130,165.65	126,545.85
		3253EM	MONTANA	KATRINA	7,363.50	7,260.42
		3255EM	RHODE ISLAND	KATRINA	13,791.99	7,916.15
		3256EM	MAINE	KATRINA	6,000.00	
		3257EM	NEW JERSEY	KATRINA	2,366.13	1,773.59
		3258EM	NEW HAMPSHIRE	KATRINA	6,000.00	91.71
		3259EM	FLORIDA	RITA	25,059.98	25,059.98
		3261EM	TEXAS	RITA	13,237.61	13,237.61
		3262EM	NEW YORK	KATRINA	73,300.00	66,692.06
		3263EM	DELAWARE	KATRINA	379.32	379.32
	MANUFACTURED HOUSING	1603DR	LOUISIANA	KATRINA	108,000.00	
FEMA GROUP TRAVEL Total					160,592,689.00	151,369,661.82
GBL'S	22XX-TRANSPORT OF THINGS	1602DR	FLORIDA	KATRINA	500,000.00	35,126.59
		1603DR	LOUISIANA	KATRINA	106,000,000.00	96,953,326.44
		1604DR	MISSISSIPPI	KATRINA	26,050,000.00	20,393,715.16
		1605DR	ALABAMA	KATRINA	10,060,800.00	4,247,920.96
		1606DR	TEXAS	RITA	2,250,000.00	1,860,397.59
		1607DR	LOUISIANA	RITA	200,000.00	175,578.11
		1609DR	FLORIDA	WILMA	14,000,000.00	4,257,071.54
	25XX-OTHER SERVICES	1603DR	LOUISIANA	KATRINA	2,500.00	1,886.00
GBL'S Total					159,063,300.00	127,925,022.39
PARTNERSHIP FOR RESPONSE & RECOVERY	2592-INSPECTIONS IHP/IFG	1603DR	LOUISIANA	KATRINA	52,178,260.32	38,233,769.70
		1604DR	MISSISSIPPI	KATRINA	51,656,956.48	39,563,272.35
		1606DR	TEXAS	RITA	495,566.55	495,566.55
		1607DR	LOUISIANA	RITA	15,225,791.28	11,804,476.31
		1609DR	FLORIDA	WILMA	26,288,645.12	21,877,317.92
	25XX-OTHER SERVICES	1603DR	LOUISIANA	KATRINA		
PARTNERSHIP FOR RESPONSE & RECOVERY Total					145,845,219.75	111,974,402.83
NISTC	2594-INSPECTIONS PA TAC	1602DR	FLORIDA	KATRINA	4,311,000.00	3,889,625.17
		1603DR	LOUISIANA	KATRINA	89,464,300.00	68,858,446.54
		1604DR	MISSISSIPPI	KATRINA	31,460,300.00	24,221,229.49
		1605DR	ALABAMA	KATRINA	878,600.00	737,882.22
		1606DR	TEXAS	RITA	3,729,300.00	2,599,498.11

VENDOR ALPHA	PROGRAM NAME	PROG CODE	STATE NAME	EVENT NAME	OBLIGATIONS	EXPENDITURES
		1609DR	FLORIDA	WILMA	12,526,800.00	12,179,052.06
		3240EM	VIRGINIA	KATRINA	339,100.00	183,180.61
NISTC Total					142,709,400.00	112,668,914.20
CMH MANUFACTURING, INC.	MANUFACTURED HOUSING	1603DR	LOUISIANA	KATRINA	69,790,000.00	58,205,262.00
		1604DR	MISSISSIPPI	KATRINA	69,177,578.79	69,174,578.79
CMH MANUFACTURING, INC. Total					138,967,578.79	127,379,840.79
ALLTECH	2592-INSPECTIONS IHP/IFG	1603DR	LOUISIANA	KATRINA	48,638,018.26	38,012,483.86
		1605DR	ALABAMA	KATRINA	9,886,811.36	8,811,016.27
		1606DR	TEXAS	RITA	43,555,358.00	32,186,865.05
		1607DR	LOUISIANA	RITA	15,708,751.04	12,088,983.79
		1609DR	FLORIDA	WILMA	18,066,256.00	17,116,976.57
ALLTECH Total					135,855,194.66	108,216,325.54
NORTH AMERICAN CATASTROPHE SVCS INC	MANUFACTURED HOUSING	1603DR	LOUISIANA	KATRINA	120,087,309.70	118,702,035.99
		1605DR	ALABAMA	KATRINA	3,511,777.94	466,690.93
		1609DR	FLORIDA	WILMA	4,194,556.00	4,194,556.00
NORTH AMERICAN CATASTROPHE SVCS INC Total					127,793,643.64	123,363,282.92
BOURGET'S OF THE SOUTH, LLC	MANUFACTURED HOUSING	1603DR	LOUISIANA	KATRINA	7,355,005.60	7,355,005.60
		1605DR	ALABAMA	KATRINA	112,144,650.00	112,144,650.00
BOURGET'S OF THE SOUTH, LLC Total					119,499,655.60	119,499,655.60
PRI/DJI, A RECONSTRUCTION JV	25XX-OTHER SERVICES	1604DR	MISSISSIPPI	KATRINA		
	MANUFACTURED HOUSING	1603DR	LOUISIANA	KATRINA	58,326,038.51	2,261,628.01
		1604DR	MISSISSIPPI	KATRINA	42,704,293.92	2,280,311.36
PRI/DJI, A RECONSTRUCTION JV Total					101,030,332.43	4,541,939.37
AMERICOLD LOGISTICS LLC	22XX-TRANSPORT OF THINGS	1603DR	LOUISIANA	KATRINA	6,000,000.00	6,000,000.00
		1604DR	MISSISSIPPI	KATRINA	25,168,506.58	25,000,000.00
	25XX-OTHER SERVICES	1603DR	LOUISIANA	KATRINA	15,760,000.00	11,597,447.98
		1604DR	MISSISSIPPI	KATRINA	50,000,000.00	49,965,288.41
AMERICOLD LOGISTICS LLC Total					96,928,506.58	92,562,736.39
HOUSING & URBAN DEVELOPMENT	2501-MISSIONS-FOS	1603DR	LOUISIANA	KATRINA	3,695,000.00	1,809,846.57
		1604DR	MISSISSIPPI	KATRINA	150,000.00	55,451.00
		1605DR	ALABAMA	KATRINA		
		1606DR	TEXAS	RITA	120,000.00	60,276.00
		3216EM	TEXAS	KATRINA	100,000.00	
	2508-MISSIONS-DFA	1603DR	LOUISIANA	KATRINA	79,000,000.00	34,184,914.00
HOUSING & URBAN DEVELOPMENT Total					83,065,000.00	36,110,487.57
CHAMPION HOME BUILDERS CO	MANUFACTURED HOUSING	1603DR	LOUISIANA	KATRINA	80,759,579.79	70,400,027.50
CHAMPION HOME BUILDERS CO Total					80,759,579.79	70,400,027.50
US BANK	21XX-TRAVEL OF PEOPLE	1603DR	LOUISIANA	KATRINA	83,100.00	20,797.49
		1604DR	MISSISSIPPI	KATRINA	40,898.90	3,226.41
		1605DR	ALABAMA	KATRINA	27,561.05	3,561.05
		1606DR	TEXAS	RITA	400,000.00	
		1607DR	LOUISIANA	RITA	40,000.00	20,000.00
		1609DR	FLORIDA	WILMA	56,000.00	2,563.06
		3215EM	ARKANSAS	KATRINA	1,000.00	206.40
	22XX-TRANSPORT OF THINGS	1602DR	FLORIDA	KATRINA	5,000.00	140.00
		1603DR	LOUISIANA	KATRINA	40,103.00	100.00
		1604DR	MISSISSIPPI	KATRINA	6,100.00	696.00
		1605DR	ALABAMA	KATRINA	8,550.02	1,050.02
		1606DR	TEXAS	RITA	25,000.00	1,781.84
		1609DR	FLORIDA	WILMA		
		3215EM	ARKANSAS	KATRINA	8,600.00	2,420.00
		3216EM	TEXAS	KATRINA	10,000.00	1,950.60
	23XX-RENT, COMM, UTILITIES	1602DR	FLORIDA	KATRINA	1,600.00	1,510.00
		1603DR	LOUISIANA	KATRINA	1,501,094.89	335,415.68
		1604DR	MISSISSIPPI	KATRINA	325,105.44	147,461.09
		1605DR	ALABAMA	KATRINA	39,000.00	21,505.00
		1606DR	TEXAS	RITA	76,513.22	18,954.74
		1607DR	LOUISIANA	RITA	501,400.00	12,522.00

VENDOR ALPHA	PROGRAM NAME	PROG CODE	STATE NAME	EVENT NAME	OBLIGATIONS	EXPENDITURES
		1609DR	FLORIDA	WILMA	44,174.94	19,041.96
		3215EM	ARKANSAS	KATRINA	7,391.50	3,241.50
		3216EM	TEXAS	KATRINA	8,787.50	4,546.11
		3219EM	OKLAHOMA	KATRINA		
		3229EM	NEW MEXICO	KATRINA		
		3261EM	TEXAS	RITA	50,000.00	4,733.42
	24XX-PRINT & REPRO	1602DR	FLORIDA	KATRINA	10,500.00	
		1603DR	LOUISIANA	KATRINA	476,580.70	45,444.29
		1604DR	MISSISSIPPI	KATRINA	839,739.64	374,751.08
		1605DR	ALABAMA	KATRINA	189,892.00	113,033.27
		1606DR	TEXAS	RITA	299,555.00	153,657.05
		1607DR	LOUISIANA	RITA	239,000.00	71,769.89
		1609DR	FLORIDA	WILMA	88,321.80	47,463.95
		3215EM	ARKANSAS	KATRINA	2,779.05	2,234.46
		3216EM	TEXAS	KATRINA	31,554.44	23,596.04
		3219EM	OKLAHOMA	KATRINA	755.65	755.65
		3229EM	NEW MEXICO	KATRINA	36.64	36.64
		3261EM	TEXAS	RITA	20,000.00	20,000.00
	25XX-OTHER SERVICES	1602DR	FLORIDA	KATRINA	10,000.00	4,304.18
		1603DR	LOUISIANA	KATRINA	3,566,284.30	1,536,881.01
		1604DR	MISSISSIPPI	KATRINA	1,288,779.20	780,998.82
		1605DR	ALABAMA	KATRINA	169,801.93	51,084.93
		1606DR	TEXAS	RITA	290,606.87	112,062.99
		1607DR	LOUISIANA	RITA	842,262.58	31,979.24
		1609DR	FLORIDA	WILMA	168,157.46	43,804.78
		3215EM	ARKANSAS	KATRINA	2,870.00	1,125.00
		3216EM	TEXAS	KATRINA	15,425.96	11,537.29
		3219EM	OKLAHOMA	KATRINA		
		3229EM	NEW MEXICO	KATRINA		
		3261EM	TEXAS	RITA	50,000.00	590.39
	26XX-SUPPLIES & MATERIALS	1602DR	FLORIDA	KATRINA	77,560.70	40,848.05
		1603DR	LOUISIANA	KATRINA	20,750,072.59	6,965,533.42
		1604DR	MISSISSIPPI	KATRINA	9,591,190.45	5,926,497.53
		1605DR	ALABAMA	KATRINA	3,009,267.88	1,950,247.27
		1606DR	TEXAS	RITA	1,897,739.57	820,681.99
		1607DR	LOUISIANA	RITA	7,001,368.00	2,824,912.84
		1609DR	FLORIDA	WILMA	889,833.02	511,037.85
		3212EM	LOUISIANA	KATRINA	2,000.00	1,284.11
		3215EM	ARKANSAS	KATRINA	79,640.53	51,201.97
		3216EM	TEXAS	KATRINA	271,829.53	197,038.79
		3219EM	OKLAHOMA	KATRINA		
		3221EM	WEST VIRGINIA	KATRINA	94.45	94.45
		3223EM	UTAH	KATRINA	4,000.00	
		3224EM	COLORADO	KATRINA	4,000.00	1,729.21
		3225EM	MICHIGAN	KATRINA	2,000.00	711.67
		3227EM	WASHINGTON	KATRINA	112.64	112.64
		3229EM	NEW MEXICO	KATRINA	115.74	15.74
		3232EM	MISSOURI	KATRINA	5,000.00	4,328.05
		3261EM	TEXAS	RITA	135,500.00	22,851.20
	31XX-EQUIPMENT	1602DR	FLORIDA	KATRINA	89,500.00	26,622.00
		1603DR	LOUISIANA	KATRINA	7,788,135.48	2,848,328.15
		1604DR	MISSISSIPPI	KATRINA	5,981,133.64	4,403,005.27
		1605DR	ALABAMA	KATRINA	907,174.89	569,393.74
		1606DR	TEXAS	RITA	465,547.02	117,919.62
		1607DR	LOUISIANA	RITA	1,748,374.10	56,048.52
		1609DR	FLORIDA	WILMA	231,470.78	69,390.33
		3215EM	ARKANSAS	KATRINA	17,279.02	9,741.91
		3216EM	TEXAS	KATRINA	113,301.90	90,591.92

VENDOR ALPHA	PROGRAM NAME	PROG CODE	STATE NAME	EVENT NAME	OBLIGATIONS	EXPENDITURES	
	MANUFACTURED HOUSING	3219EM	OKLAHOMA	KATRINA			
		3229EM	NEW MEXICO	KATRINA			
		3261EM	TEXAS	RITA	90,000.00	38,375.82	
		1603DR	LOUISIANA	KATRINA	50,000.00	37,369.51	
		1604DR	MISSISSIPPI	KATRINA	216,500.00	16,681.90	
		1607DR	LOUISIANA	RITA			
US BANK Total					73,329,625.61	31,657,130.79	
CUSTOMS AND BORDER PROTECTION	2501-MISSIONS-FOS	1602DR	FLORIDA	KATRINA	11,447,424.00	6,226,283.63	
		1603DR	LOUISIANA	KATRINA	28,410,525.00		
		1604DR	MISSISSIPPI	KATRINA	8,517,200.00	266,152.45	
		3216EM	TEXAS	KATRINA	500,000.00		
		3261EM	TEXAS	RITA	12,000,000.00		
		2508-MISSIONS-DFA	1604DR	MISSISSIPPI	KATRINA		
	26XX-SUPPLIES & MATERIALS	1602DR	FLORIDA	KATRINA	6,783.00		
		1603DR	LOUISIANA	KATRINA	41,749.00		
		1604DR	MISSISSIPPI	KATRINA	363,693.00	302,730.00	
		1605DR	ALABAMA	KATRINA	21,313.00		
		1606DR	TEXAS	RITA	64,702.00		
		CUSTOMS AND BORDER PROTECTION Total					61,373,389.00
CITIBANK	21XX-TRAVEL OF PEOPLE	1603DR	LOUISIANA	KATRINA	23,221,013.90	22,524,314.45	
		1604DR	MISSISSIPPI	KATRINA	19,852,917.54	19,397,376.32	
		1605DR	ALABAMA	KATRINA	5,855,340.97	5,825,847.22	
		1606DR	TEXAS	RITA	5,485,835.45	5,482,285.45	
		1607DR	LOUISIANA	RITA	1,001,842.04	1,001,842.04	
		1609DR	FLORIDA	WILMA	1,002,790.15	532,654.81	
		3215EM	ARKANSAS	KATRINA	1,711.85	1,711.85	
		3216EM	TEXAS	KATRINA	15,561.27	15,561.27	
		3221EM	WEST VIRGINIA	KATRINA	1,331.70	1,331.70	
		3223EM	UTAH	KATRINA	1,171.40	1,089.25	
		3234EM	SOUTH DAKOTA	KATRINA	677.25		
		3247EM	NORTH DAKOTA	KATRINA	911.85	911.85	
		3248EM	CALIFORNIA	KATRINA	335.68	335.68	
		3253EM	MONTANA	KATRINA	3,160.92	2,796.55	
		22XX-TRANSPORT OF THINGS	1604DR	MISSISSIPPI	KATRINA	85,000.00	
		25XX-OTHER SERVICES	1603DR	LOUISIANA	KATRINA		
			1605DR	ALABAMA	KATRINA		
			1606DR	TEXAS	RITA		
			1609DR	FLORIDA	WILMA	50,000.00	
			1603DR	LOUISIANA	KATRINA	412,000.00	342,301.17
		26XX-SUPPLIES & MATERIALS	1604DR	MISSISSIPPI	KATRINA	91,000.00	29,893.34
	1605DR		ALABAMA	KATRINA	13,000.00	134.44	
	1606DR		TEXAS	RITA	112,500.00	85,424.88	
	CITIBANK Total					57,208,101.97	55,245,812.27
	U S DEPARTMENT OF JUSTICE	2501-MISSIONS-FOS	1603DR	LOUISIANA	KATRINA	2,764,600.00	
			1604DR	MISSISSIPPI	KATRINA	2,655,000.00	
			1609DR	FLORIDA	WILMA	45,000.00	
2507-MISSIONS-TA		1603DR	LOUISIANA	KATRINA	150,000.00		
2508-MISSIONS-DFA		1603DR	LOUISIANA	KATRINA	45,313,000.00	3,219,744.16	
		1604DR	MISSISSIPPI	KATRINA	4,867,000.00	129,565.07	
U S DEPARTMENT OF JUSTICE Total					55,794,600.00	3,349,309.23	
Grand Total					31,139,763,512.80	18,743,592,539.80	

FINANCIAL INFORMATION TOOL
FOR HURRICANE KATRINA, RITA, & WILMA DECLARATIONS ONLY
CHRONOLOGICAL LISTING BY DECLARATION OF OBLIGATION TRANSACTIONS GREATER THAN OR EQUAL TO \$50 MILLION (GROSS OF ANY SUBSEQUENT DE-OBLIGATIONS)
AS OF 08-09-2006

PROG CODE	STATE NAME	TRANS DATE	OBLIGATION NUMBER	VENDOR ALPHA	PROGRAM CATEGORY	OBLIGATIONS	QTY
1603DR	LOUISIANA	8/30/2005	1603DRLAMCOE-MVD 11	US ARMY CORPS OF ENGINEERS	2508-MISSIONS-DIRECT FED ASST (DFA)	50,000,000.00	1
		8/31/2005	1603DRLAMHHS 02	DEPARTMENT OF HEALTH AND HUMAN SERVICES	2501-MISSIONS-FED OPER SUP (FOS)	63,000,000.00	1
		9/3/2005	1603DRLAMCOE-MVD 05	US ARMY CORPS OF ENGINEERS	2508-MISSIONS-DIRECT FED ASST (DFA)	75,000,000.00	1
		9/4/2005	1603DRLAMCOE-MVD 07	US ARMY CORPS OF ENGINEERS	2508-MISSIONS-DIRECT FED ASST (DFA)	1,500,000,000.00	1
		9/5/2005	1603DRLAMDOD 23	DEPARTMENT OF DEFENSE	2501-MISSIONS-FED OPER SUP (FOS)	750,000,000.00	1
		9/6/2005	1603DRLAMDOD 29	DEPARTMENT OF DEFENSE	2501-MISSIONS-FED OPER SUP (FOS)	75,000,000.00	1
			1603DRLAMDOD 30	DEPARTMENT OF DEFENSE	2501-MISSIONS-FED OPER SUP (FOS)	490,000,000.00	1
			1603DRLAMDOD 31	DEPARTMENT OF DEFENSE	2501-MISSIONS-FED OPER SUP (FOS)	150,000,000.00	1
		9/8/2005	1603DRLAMDOD 40	DEPARTMENT OF DEFENSE	2501-MISSIONS-FED OPER SUP (FOS)	65,000,000.00	1
			1603DRLAP00000001	LA OFFICE OF HOMELAND SECURITY &	416X-PUBLIC ASSISTANCE (PA)	218,823,700.76	1
			1603DRLATTHP 01	LA OFFICE OF HOMELAND SECURITY &	4141-RENTAL 408(a)	600,000,000.00	1
		9/9/2005	1603DRLATTHP 01	LA OFFICE OF HOMELAND SECURITY &	4141-RENTAL 408(a)	600,000,000.00	1
		9/10/2005	1603DRLAMCOE-MVD 21	US ARMY CORPS OF ENGINEERS	2501-MISSIONS-FED OPER SUP (FOS)	200,000,000.00	1
			1603DRLAMUSCG 07	US COAST GUARD	2501-MISSIONS-FED OPER SUP (FOS)	150,000,000.00	2
		9/13/2005	HSFEHQ-05-D-4125	PRECISION HOMES	3199-MH-PURCHASE UNITS-CAPITALIZED	125,000,000.00	1
			1603DRLAP00000001	LA OFFICE OF HOMELAND SECURITY &	416X-PUBLIC ASSISTANCE (PA)	51,293,678.90	1
			HSFEHQ-05-C-4000	GULF STREAM COACH, INC.	3190-MH-PURCHASE UNITS-NON-CAPITALIZED	99,996,000.00	1
		9/15/2005	1603DRLAMUSFS 15	USDA FOREST SERVICE	2501-MISSIONS-FED OPER SUP (FOS)	130,000,000.00	1
			1603DRLAP00000001	LA OFFICE OF HOMELAND SECURITY &	416X-PUBLIC ASSISTANCE (PA)	453,209,070.72	1
		9/16/2005	HSFE06-05-F-6232	CLEARBROOK LLC	3190-MH-PURCHASE UNITS-NON-CAPITALIZED	50,000,000.00	1
		9/17/2005	1603DRLATTHP 01	LA OFFICE OF HOMELAND SECURITY &	4141-RENTAL 408(a)	400,000,000.00	1
		9/21/2005	1603DRLAMDOT 06	DEPARTMENT OF TRANSPORTATION	2508-MISSIONS-DIRECT FED ASST (DFA)	150,000,000.00	1
		9/24/2005	1603DRLAMCOE-MVD 05	US ARMY CORPS OF ENGINEERS	2508-MISSIONS-DIRECT FED ASST (DFA)	100,000,000.00	1
		9/25/2005	1603DRLATTHP 01	LA OFFICE OF HOMELAND SECURITY &	4141-RENTAL 408(a)	1,370,400,000.00	1
		9/26/2005	HSFE04-05-F-7039	DEPARTMENT OF DEFENSE	2660-FOOD & BEVERAGES	62,930,000.00	1
		9/27/2005	HSFEHQ-05-D-4334	MORGAN BUILDINGS & SPAS, INC.	3199-MH-PURCHASE UNITS-CAPITALIZED	83,958,000.00	1
		9/28/2005	HSFEHQ-05-D-4332	CHAMPION HOME BUILDERS CO	3199-MH-PURCHASE UNITS-CAPITALIZED	59,800,000.00	1
		9/29/2005	1603DRLAMDHUJ 04	HOUSING & URBAN DEVELOPMENT	2508-MISSIONS-DIRECT FED ASST (DFA)	79,000,000.00	1
		10/2/2005	1603DRLATTHP 01	LA OFFICE OF HOMELAND SECURITY &	4141-RENTAL 408(a)	350,000,000.00	1
		10/3/2005	1603DRLAMPEA 03	ENVIRONMENTAL PROTECTION AGENCY	2508-MISSIONS-DIRECT FED ASST (DFA)	88,000,000.00	1
		10/8/2005	1603DRLATTHP 19	LA OFFICE OF HOMELAND SECURITY &	4149-OTHER NEEDS ASSISTANCE (ONA) AWARDS	100,000,000.00	1
		10/20/2005	1603DRLAMUSCG 09	US COAST GUARD	2508-MISSIONS-DIRECT FED ASST (DFA)	75,000,000.00	1
		10/21/2005	1603DRLAMCOE-MVD 23	US ARMY CORPS OF ENGINEERS	2508-MISSIONS-DIRECT FED ASST (DFA)	200,000,000.00	1
		10/22/2005	HSFEHQ-06-C-0024	AMERICAN RED CROSS	2580-OTHER SERVICE CONTRACTS	110,000,000.00	1
		10/31/2005	1603DRLAP00000001	LA OFFICE OF HOMELAND SECURITY &	416X-PUBLIC ASSISTANCE (PA)	88,802,983.46	1
			HSFEHQ-05-D-0471	FLUOR DANIEL INC	2591-CONTRACT SERVICES-MH	62,160,091.00	1
		11/1/2005	HSFEHQ-06-F-0047	CORPORATE LODGING CONSULTANTS, INC.	2580-OTHER SERVICE CONTRACTS	105,602,464.00	1
		11/5/2005	1603DRLATTHP 01	LA OFFICE OF HOMELAND SECURITY &	4141-RENTAL 408(a)	148,000,000.00	1
			1603DRLATTHP 17	LA OFFICE OF HOMELAND SECURITY &	4147-REPLACEMENT	386,000,000.00	1
			1603DRLATTHP 19	LA OFFICE OF HOMELAND SECURITY &	4149-OTHER NEEDS ASSISTANCE (ONA) AWARDS	361,000,000.00	1
		11/18/2005	1603DRLAMDOL 00	US DEPARTMENT OF LABOR	2503-DISASTER UNEMPLOYMENT (DUA)	55,000,000.00	1
		11/23/2005	1603DRLATTHP 19	LA OFFICE OF HOMELAND SECURITY &	4149-OTHER NEEDS ASSISTANCE (ONA) AWARDS	100,000,000.00	1
		12/5/2005	1603DRLATTHP 19	LA OFFICE OF HOMELAND SECURITY &	4149-OTHER NEEDS ASSISTANCE (ONA) AWARDS	50,000,000.00	1
		12/12/2005	1603DRLAMCOE-MVD 03	US ARMY CORPS OF ENGINEERS	2508-MISSIONS-DIRECT FED ASST (DFA)	199,932,487.70	1
			1603DRLAMUSCG 09	US COAST GUARD	2508-MISSIONS-DIRECT FED ASST (DFA)	75,000,000.00	1
		12/20/2005	HSFE06-06-X-2014	ENVIRONMENTAL PROTECTION AGENCY	2589-INTERAGENCY AGREEMENTS	255,665,898.00	1
		12/23/2005	1603DRLATTHP 19	LA OFFICE OF HOMELAND SECURITY &	4149-OTHER NEEDS ASSISTANCE (ONA) AWARDS	50,000,000.00	1
		12/29/2005	1603DRLATTHP 19	LA OFFICE OF HOMELAND SECURITY &	4149-OTHER NEEDS ASSISTANCE (ONA) AWARDS	75,000,000.00	1
		12/30/2005	1603DRLATTHP 19	LA OFFICE OF HOMELAND SECURITY &	4149-OTHER NEEDS ASSISTANCE (ONA) AWARDS	90,000,000.00	1
		1/6/2006	1603DRLATTHP 01	LA OFFICE OF HOMELAND SECURITY &	4141-RENTAL 408(a)	50,000,000.00	1
		1/7/2006	EMR-2006-GB-0000	GBL'S	2213-MH-TRANSPORTATION-DISASTER	70,000,000.00	1
		1/14/2006	1603DRLATTHP 19	LA OFFICE OF HOMELAND SECURITY &	4149-OTHER NEEDS ASSISTANCE (ONA) AWARDS	100,000,000.00	1
		1/19/2006	1603DRLATTHP 01	LA OFFICE OF HOMELAND SECURITY &	4141-RENTAL 408(a)	60,000,000.00	1
		1/30/2006	1603DRLATTHP 01	LA OFFICE OF HOMELAND SECURITY &	4141-RENTAL 408(a)	50,000,000.00	1
		2/7/2006	HSFEHQ-06-F-0047	CORPORATE LODGING CONSULTANTS, INC.	2580-OTHER SERVICE CONTRACTS	52,800,000.00	1
		2/16/2006	HSFEHQ-05-D-0592	CH2M HILL CONSTRUCTORS, INC.	2591-CONTRACT SERVICES-MH	75,178,562.50	1

PROG CODE	STATE NAME	TRANS DATE	OBLIGATION NUMBER	VENDOR ALPHA	PROGRAM CATEGORY	OBLIGATIONS	QTY
			1606DRTXTTHP 19	TX DEPARTMENT OF PUBLIC SAFETY	4149-OTHER NEEDS ASSISTANCE (ONA) AWARDS	200,000,000.00	1
		10/7/2005	1606DRTXIOTH	TX DEPARTMENT OF PUBLIC SAFETY	4154-OTHER NEEDS ASSISTANCE (ONA) GRANTS	200,000,000.00	1
		11/4/2005	1606DRTXMCOE-SWD 09	US ARMY CORPS OF ENGINEERS	2508-MISSIONS-DIRECT FED ASST (DFA)	65,000,000.00	1
1607DR	LOUISIANA	9/28/2005	1607DRLATTHP 01	LA OFFICE OF HOMELAND SECURITY &	4141-RENTAL 408(a)	75,000,000.00	1
		9/30/2005	1607DRLATTHP 01	LA OFFICE OF HOMELAND SECURITY &	4141-RENTAL 408(a)	250,000,000.00	1
		10/7/2005	1607DRLAMCOE-MVD 07	US ARMY CORPS OF ENGINEERS	2508-MISSIONS-DIRECT FED ASST (DFA)	138,000,000.00	1
			1607DRLAMCOE-MVD 09	US ARMY CORPS OF ENGINEERS	2508-MISSIONS-DIRECT FED ASST (DFA)	80,000,000.00	1
		12/16/2005	1607DRLAMCOE-MVD 09	US ARMY CORPS OF ENGINEERS	2508-MISSIONS-DIRECT FED ASST (DFA)	113,000,000.00	1
		12/20/2005	HSFE06-06-X-2014	ENVIRONMENTAL PROTECTION AGENCY	2580-OTHER SERVICE CONTRACTS	100,686,039.00	1
		10/26/2005	HSFE04-06-F-7706	DEPARTMENT OF DEFENSE	2660-FOOD & BEVERAGES	60,000,000.00	1
1609DR	FLORIDA	10/27/2005	1609DRFLTTHP 01	FLORIDA BUREAU OF DISASTER	4141-RENTAL 408(a)	60,000,000.00	1
		11/2/2005	1609DRFLTTHP 19	FLORIDA BUREAU OF DISASTER	4149-OTHER NEEDS ASSISTANCE (ONA) AWARDS	100,000,000.00	1
		11/3/2005	1609DRFLMCOE-SAD 13	US ARMY CORPS OF ENGINEERS	2508-MISSIONS-DIRECT FED ASST (DFA)	75,000,000.00	1
		11/4/2005	1609DRFLMCOE-SAD 12	US ARMY CORPS OF ENGINEERS	2508-MISSIONS-DIRECT FED ASST (DFA)	50,000,000.00	1
		11/30/2005	1609DRFLTTHP 19	FLORIDA BUREAU OF DISASTER	4149-OTHER NEEDS ASSISTANCE (ONA) AWARDS	50,000,000.00	1
		12/1/2005	1609DRFLP00000001	FLORIDA BUREAU OF DISASTER	416X-PUBLIC ASSISTANCE (PA)	52,039,385.68	1
		12/8/2005	1609DRFLP00000001	FLORIDA BUREAU OF DISASTER	416X-PUBLIC ASSISTANCE (PA)	187,265,936.45	1
		1/24/2006	1609DRFLP00000001	FLORIDA BUREAU OF DISASTER	416X-PUBLIC ASSISTANCE (PA)	65,491,147.19	1
3216EM	TEXAS	11/11/2005	3216EMTXP00000001	TX DEPARTMENT OF PUBLIC SAFETY	416X-PUBLIC ASSISTANCE (PA)	113,611,873.65	1

FINANCIAL INFORMATION TOOL
FOR HURRICANE KATRINA, RITA, & WILMA DECLARATIONS ONLY
FEMA CREDIT CARDS ONLY *

AS OF 08-09-2006

VENDOR ALPHA	PROGRAM NAME	OBLIGATIONS	EXPENDITURES
BANK ONE DBA JPMORGAN CHASE BANK	21XX-TRAVEL OF PEOPLE		
	25XX-OTHER SERVICES	843,460.74	631,788.52
	26XX-SUPPLIES & MATERIALS	7,115,608.28	3,225,719.34
BANK ONE DBA JPMORGAN CHASE BANK Total		7,959,069.02	3,857,507.86
CITIBANK	21XX-TRAVEL OF PEOPLE	56,444,601.97	54,788,058.44
	22XX-TRANSPORT OF THINGS	85,000.00	
	25XX-OTHER SERVICES	50,000.00	
	26XX-SUPPLIES & MATERIALS	628,500.00	457,753.83
CITIBANK Total		57,208,101.97	55,245,812.27
US BANK	21XX-TRAVEL OF PEOPLE	648,559.95	50,354.41
	22XX-TRANSPORT OF THINGS	103,353.02	8,138.46
	23XX-RENT, COMM, UTILITIES	2,555,067.49	568,931.50
	24XX-PRINT & REPRO	2,198,714.92	852,742.32
	25XX-OTHER SERVICES	6,404,188.30	2,574,368.63
	26XX-SUPPLIES & MATERIALS	43,721,325.10	19,319,126.78
	31XX-EQUIPMENT	17,431,916.83	8,229,417.28
	MANUFACTURED HOUSING	266,500.00	54,051.41
US BANK Total		73,329,625.61	31,657,130.79
Grand Total		138,496,796.60	90,760,450.92

NAME OF CARD	PURPOSE/USES
BANK ONE DBA JPMORGAN CHASE BANK	Fleetcard for fuel, oil, etc for government vehicles
CITIBANK	Centrally billed travel
US BANK	FEMA Purchase card

* Does not include Individually Billed Travel (IBT) Credit Cards that are issued to FEMA Travelers

FINANCIAL INFORMATION TOOL
FOR HURRICANE KATRINA, RITA, & WILMA DECLARATIONS ONLY
FEMA CREDIT CARDS ONLY *
AS OF 08-09-2006

PROG CODE	STATE NAME	EVENT NAME	VENDOR ALPHA	PROGRAM NAME	OBLIGATIONS	EXPENDITURES
1602DR	FLORIDA	KATRINA	US BANK	22XX-TRANSPORT OF THINGS	5,000.00	140.00
				23XX-RENT, COMM, UTILITIES	1,600.00	1,510.00
				24XX-PRINT & REPRO	10,500.00	
				25XX-OTHER SERVICES	10,000.00	4,304.18
				26XX-SUPPLIES & MATERIALS	77,560.70	40,848.05
				31XX-EQUIPMENT	89,500.00	26,622.00
				1602DR Total		
1603DR	LOUISIANA	KATRINA	BANK ONE DBA JPMORGAN CHASE BANK	26XX-SUPPLIES & MATERIALS	3,754,770.80	1,073,993.12
				CITIBANK	21XX-TRAVEL OF PEOPLE	23,221,013.90
			US BANK	25XX-OTHER SERVICES		
				26XX-SUPPLIES & MATERIALS	412,000.00	342,301.17
				21XX-TRAVEL OF PEOPLE	83,100.00	20,797.49
				22XX-TRANSPORT OF THINGS	40,103.00	100.00
				23XX-RENT, COMM, UTILITIES	1,501,094.89	335,415.68
				24XX-PRINT & REPRO	476,580.70	45,444.29
				25XX-OTHER SERVICES	3,566,284.30	1,536,881.01
				26XX-SUPPLIES & MATERIALS	20,750,072.59	6,965,533.42
				31XX-EQUIPMENT	7,788,135.48	2,848,328.15
				MANUFACTURED HOUSING	50,000.00	37,369.51
				1603DR Total		
1604DR	MISSISSIPPI	KATRINA	BANK ONE DBA JPMORGAN CHASE BANK	25XX-OTHER SERVICES	283,500.00	272,000.00
				CITIBANK	26XX-SUPPLIES & MATERIALS	748,296.67
			US BANK	21XX-TRAVEL OF PEOPLE	19,852,917.54	19,397,376.32
				22XX-TRANSPORT OF THINGS	85,000.00	
				26XX-SUPPLIES & MATERIALS	91,000.00	29,893.34
				21XX-TRAVEL OF PEOPLE	40,898.90	3,226.41
				22XX-TRANSPORT OF THINGS	6,100.00	696.00
				23XX-RENT, COMM, UTILITIES	325,105.44	147,461.09
				24XX-PRINT & REPRO	839,739.64	374,751.08
				25XX-OTHER SERVICES	1,288,779.20	780,998.82
				26XX-SUPPLIES & MATERIALS	9,591,190.45	5,926,497.53
				31XX-EQUIPMENT	5,981,133.64	4,403,005.27
				MANUFACTURED HOUSING	216,500.00	16,681.90
1604DR Total				39,350,161.48	31,743,350.94	
1605DR	ALABAMA	KATRINA	BANK ONE DBA JPMORGAN CHASE BANK	25XX-OTHER SERVICES	559,750.74	359,579.56
				CITIBANK	26XX-SUPPLIES & MATERIALS	1,117,000.00
			US BANK	21XX-TRAVEL OF PEOPLE	5,855,340.97	5,825,847.22
				25XX-OTHER SERVICES		
				26XX-SUPPLIES & MATERIALS	13,000.00	134.44
				21XX-TRAVEL OF PEOPLE	27,561.05	3,561.05
				22XX-TRANSPORT OF THINGS	8,550.02	1,050.02
				23XX-RENT, COMM, UTILITIES	39,000.00	21,505.00
				24XX-PRINT & REPRO	189,892.00	113,033.27
				25XX-OTHER SERVICES	169,801.93	51,084.93
				26XX-SUPPLIES & MATERIALS	3,009,267.88	1,950,247.27
				31XX-EQUIPMENT	907,174.89	569,393.74
				1605DR Total		
1606DR	TEXAS	RITA	BANK ONE DBA JPMORGAN CHASE BANK	21XX-TRAVEL OF PEOPLE		
				CITIBANK	26XX-SUPPLIES & MATERIALS	615,000.00
			US BANK	21XX-TRAVEL OF PEOPLE	5,485,835.45	5,482,285.45
				25XX-OTHER SERVICES		
				26XX-SUPPLIES & MATERIALS	112,500.00	85,424.88
				21XX-TRAVEL OF PEOPLE	400,000.00	
22XX-TRANSPORT OF THINGS	25,000.00	1,781.84				

PROG CODE	STATE NAME	EVENT NAME	VENDOR ALPHA	PROGRAM NAME	OBLIGATIONS	EXPENDITURES
				23XX-RENT, COMM, UTILITIES	76,513.22	18,954.74
				24XX-PRINT & REPRO	299,555.00	153,657.05
				25XX-OTHER SERVICES	290,606.87	112,062.99
				26XX-SUPPLIES & MATERIALS	1,897,739.57	820,681.99
				31XX-EQUIPMENT	465,547.02	117,919.62
1606DR Total					9,668,297.13	6,943,386.58
1607DR	LOUISIANA	RITA	BANK ONE DBA JPMORGAN CHASE BANK	26XX-SUPPLIES & MATERIALS	310,524.00	200,518.44
			CITIBANK	21XX-TRAVEL OF PEOPLE	1,001,842.04	1,001,842.04
			US BANK	21XX-TRAVEL OF PEOPLE	40,000.00	20,000.00
				23XX-RENT, COMM, UTILITIES	501,400.00	12,522.00
				24XX-PRINT & REPRO	239,000.00	71,769.89
				25XX-OTHER SERVICES	842,262.58	31,979.24
				26XX-SUPPLIES & MATERIALS	7,001,368.00	2,824,912.84
				31XX-EQUIPMENT	1,748,374.10	56,048.52
				MANUFACTURED HOUSING		
1607DR Total					11,684,770.72	4,219,592.97
1609DR	FLORIDA	WILMA	BANK ONE DBA JPMORGAN CHASE BANK	21XX-TRAVEL OF PEOPLE		
				25XX-OTHER SERVICES	210.00	208.96
			CITIBANK	26XX-SUPPLIES & MATERIALS	568,516.81	317,233.91
				21XX-TRAVEL OF PEOPLE	1,002,790.15	532,654.81
			US BANK	25XX-OTHER SERVICES	50,000.00	
				21XX-TRAVEL OF PEOPLE	56,000.00	2,563.06
				22XX-TRANSPORT OF THINGS		
				23XX-RENT, COMM, UTILITIES	44,174.94	19,041.96
				24XX-PRINT & REPRO	88,321.80	47,463.95
				25XX-OTHER SERVICES	168,157.46	43,804.78
				26XX-SUPPLIES & MATERIALS	889,833.02	511,037.85
				31XX-EQUIPMENT	231,470.78	69,390.33
1609DR Total					3,099,474.96	1,543,399.61
3212EM	LOUISIANA	KATRINA	US BANK	26XX-SUPPLIES & MATERIALS	2,000.00	1,284.11
3212EM Total					2,000.00	1,284.11
3215EM	ARKANSAS	KATRINA	CITIBANK	21XX-TRAVEL OF PEOPLE	1,711.85	1,711.85
			US BANK	21XX-TRAVEL OF PEOPLE	1,000.00	206.40
				22XX-TRANSPORT OF THINGS	8,600.00	2,420.00
				23XX-RENT, COMM, UTILITIES	7,391.50	3,241.50
				24XX-PRINT & REPRO	2,779.05	2,234.46
				25XX-OTHER SERVICES	2,870.00	1,125.00
				26XX-SUPPLIES & MATERIALS	79,640.53	51,201.97
				31XX-EQUIPMENT	17,279.02	9,741.91
3215EM Total					121,271.95	71,883.09
3216EM	TEXAS	KATRINA	BANK ONE DBA JPMORGAN CHASE BANK	26XX-SUPPLIES & MATERIALS		
			CITIBANK	21XX-TRAVEL OF PEOPLE	15,561.27	15,561.27
			US BANK	22XX-TRANSPORT OF THINGS	10,000.00	1,950.60
				23XX-RENT, COMM, UTILITIES	8,787.50	4,546.11
				24XX-PRINT & REPRO	31,554.44	23,596.04
				25XX-OTHER SERVICES	15,425.96	11,537.29
				26XX-SUPPLIES & MATERIALS	271,829.53	197,038.79
				31XX-EQUIPMENT	113,301.90	90,591.92
3216EM Total					466,460.60	344,822.02
3219EM	OKLAHOMA	KATRINA	US BANK	23XX-RENT, COMM, UTILITIES		
				24XX-PRINT & REPRO	755.65	755.65
				25XX-OTHER SERVICES		
				26XX-SUPPLIES & MATERIALS		
				31XX-EQUIPMENT		
3219EM Total					755.65	755.65
3221EM	WEST VIRGINIA	KATRINA	CITIBANK	21XX-TRAVEL OF PEOPLE	1,331.70	1,331.70
			US BANK	26XX-SUPPLIES & MATERIALS	94.45	94.45
3221EM Total					1,426.15	1,426.15
3223EM	UTAH	KATRINA	CITIBANK	21XX-TRAVEL OF PEOPLE	1,171.40	1,089.25
			US BANK	26XX-SUPPLIES & MATERIALS	4,000.00	
3223EM Total					5,171.40	1,089.25

PROG CODE	STATE NAME	EVENT NAME	VENDOR ALPHA	PROGRAM NAME	OBLIGATIONS	EXPENDITURES
3224EM	COLORADO	KATRINA	US BANK	26XX-SUPPLIES & MATERIALS	4,000.00	1,729.21
3224EM Total					4,000.00	1,729.21
3225EM	MICHIGAN	KATRINA	US BANK	26XX-SUPPLIES & MATERIALS	2,000.00	711.67
3225EM Total					2,000.00	711.67
3227EM	WASHINGTON	KATRINA	US BANK	26XX-SUPPLIES & MATERIALS	112.64	112.64
3227EM Total					112.64	112.64
3229EM	NEW MEXICO	KATRINA	US BANK	23XX-RENT, COMM, UTILITIES		
				24XX-PRINT & REPRO	36.64	36.64
				25XX-OTHER SERVICES		
				26XX-SUPPLIES & MATERIALS	115.74	15.74
				31XX-EQUIPMENT		
3229EM Total					152.38	52.38
3232EM	MISSOURI	KATRINA	US BANK	26XX-SUPPLIES & MATERIALS	5,000.00	4,328.05
3232EM Total					5,000.00	4,328.05
3234EM	SOUTH DAKOTA	KATRINA	CITIBANK	21XX-TRAVEL OF PEOPLE	677.25	
3234EM Total					677.25	
3247EM	NORTH DAKOTA	KATRINA	CITIBANK	21XX-TRAVEL OF PEOPLE	911.85	911.85
3247EM Total					911.85	911.85
3248EM	CALIFORNIA	KATRINA	CITIBANK	21XX-TRAVEL OF PEOPLE	335.68	335.68
3248EM Total					335.68	335.68
3253EM	MONTANA	KATRINA	CITIBANK	21XX-TRAVEL OF PEOPLE	3,160.92	2,796.55
3253EM Total					3,160.92	2,796.55
3261EM	TEXAS	RITA	BANK ONE DBA JPMORGAN CHASE BANK	26XX-SUPPLIES & MATERIALS	1,500.00	1,500.00
			US BANK	23XX-RENT, COMM, UTILITIES	50,000.00	4,733.42
				24XX-PRINT & REPRO	20,000.00	20,000.00
				25XX-OTHER SERVICES	50,000.00	590.39
				26XX-SUPPLIES & MATERIALS	135,500.00	22,851.20
				31XX-EQUIPMENT	90,000.00	38,375.82
3261EM Total					347,000.00	88,050.83
Grand Total					138,496,796.60	90,760,450.92

NAME OF CARD	PURPOSE/USES
BANK ONE DBA JPMORGAN CHASE BANK	Fleetcard for fuel, oil, etc for government vehicles
CITIBANK	Centrally billed travel
US BANK	FEMA Purchase card

* Does not include Individually Billed Travel (IBT) Credit Cards that are issued to FEMA Travelers

Agencies Reporting Credit Card Costs and Purchases

August 9, 2006

DHS AGENCIES	DATE REPORT RECEIVED	OBLIGATIONS	EXPENDITURES
BTS			
CBP			
FLETC	10/31/2005	180,246.86	156,339.74
IAIP			
ICE	8/8/2006	958,125.29	825,375.09
NCS			
OCFO	10/25/2005	7.88	7.88
OSLGCP			
S&T	1/10/2006	100,000.00	0.00
TSA	11/1/2005	0.00	458,317.69
USCG			
USCIS	11/8/2005	0.00	0.00
USSS	11/22/2005	0.00	0.00
TOTAL		\$ 1,238,380.03	\$ 1,440,040.40

Zeros indicate the agency reported that it had no obligations and/or expenditures as of the date indicated. Blanks indicate the agency did not submit a report.

**Other Federal Agencies Reporting Credit Card
Costs And Purchases
August 9, 2006**

OTHER FEDERAL AGENCIES	DATE REPORT RECEIVED	OBLIGATIONS	EXPENDITURES
AID	8/6/2006	743.00	743.00
ARC			
CDC			
CNCS			
COE	8/4/2006	3,030,142.07	4,919,935.12
DHUD	7/28/2006	110,806.00	89,144.00
DOC			
DOD			
DOE			
DOED			
DOI	7/31/2006	8,834,605.66	2,265,672.44
DOL	5/8/2006	395,123.52	368,034.75
DOS	12/7/2005	0.00	0.00
DOT			
EEOC	1/17/2006	0.00	14,394.00
EPA	1/16/2006		999,845.66
FAA			
FCC			
FCSIC			
FMSHRC	11/1/2005	0.00	0.00
GSA	8/8/2006	338,208.14	336,956.44
HHS			
MSPB			
NARA	11/8/2005	5,024.36	481.65
NASA			
NCPC			
NCUA			

OTHER FEDERAL AGENCIES	DATE REPORT RECEIVED	OBLIGATIONS	EXPENDITURES
NGA			
NLRB	12/20/2005	0.00	13,863.60
NOAA			
NRC	1/6/2006	0.00	0.00
NSF	11/4/2005	0.00	0.00
OPM			
OSHA	7/26/2006	192,508.32	192,508.32
RRB	11/7/2005	0.00	0.00
SBA	1/4/2006	0.00	0.00
SEC			
SSA			
TREAS			
TVA	11/10/2005		0.00
USDA	5/12/2006	470,124.04	25,306,979.96
USDJ	7/11/2006	0.00	1,131,714.65
USPC			
USPHS	11/14/2005	0.00	0.00
USPS			
VA	2/1/2006	802,971.76	802,971.76
TOTAL		\$14,180,256.87	\$36,443,245.35

Only Other Federal Agencies reporting data or zeros are included in this report. Zeros indicate the agency reported that it had no obligations and/or expenditures as of the date indicated. Blanks indicate the agency did not submit a report.

FINANCIAL INFORMATION TOOL
FOR HURRICANE KATRINA, RITA, & WILMA DECLARATIONS ONLY

AS OF 08-09-2006

PROGRAM AREA	ALLOCATIONS	OBLIGATIONS	EXPENDITURES
1-HUMAN SERVICES	16,028,983,263	14,810,246,430	12,911,007,813
2-INFRASTRUCTURE	7,699,299,869	7,596,217,564	4,167,876,446
3-MITIGATION	86,000,349	73,413,253	12,707,013
4-OPERATIONS	5,927,585,473	5,902,485,636	913,055,004
5-ADMINISTRATION	7,455,101,083	6,934,678,204	3,600,656,086
Grand Total	37,196,970,035	35,317,041,088	21,605,302,362

FINANCIAL INFORMATION TOOL
FOR HURRICANE KATRINA, RITA, & WILMA DECLARATIONS ONLY

AS OF 08-09-2006

PROGRAM AREA	PROGRAM NAME	ALLOCATIONS	OBLIGATIONS	EXPENDITURES
1-HUMAN SERVICES	2503-UNEMPLOYMENT	452,677,112	437,778,945	437,778,945
	2504-CRISIS COUNSELING-NIMH	80,325,199	33,565,162	25,842,532
	2576-LEGAL SERVICES	286,675	199,167	132,267
	2592-INSPECTIONS	318,319,366	283,422,670	220,512,477
	4149-OTHER NEEDS ASSISTANCE	2,137,301,811	2,113,289,835	2,043,471,176
	414X-HOUSING ASSISTANCE	5,176,415,180	5,168,331,789	5,134,896,110
	4152-CRISIS COUNSELING-SCC	44,882,727	42,803,701	24,352,385
	4154-OTHER NEEDS ASSISTANCE	72,380,000	71,880,000	70,095,785
	MANUFACTURED HOUSING	7,746,395,192	6,658,975,162	4,953,926,136
1-HUMAN SERVICES Total		16,028,983,263	14,810,246,430	12,911,007,813
2-INFRASTRUCTURE	2594-INSPECTIONS	489,809,035	435,601,307	327,746,690
	416X-PUBLIC ASSISTANCE	7,209,490,834	7,160,616,257	3,840,129,757
2-INFRASTRUCTURE Total		7,699,299,869	7,596,217,564	4,167,876,446
3-MITIGATION	2593-INSPECTIONS	46,047,170	33,460,074	11,999,909
	4173-HAZARD MITIGATION	39,953,179	39,953,179	707,104
3-MITIGATION Total		86,000,349	73,413,253	12,707,013
4-OPERATIONS	2507-MISSIONS-TA	28,580,756	27,637,256	3,958,844
	2508-MISSIONS-DFA	5,899,004,717	5,874,848,380	909,096,160
4-OPERATIONS Total		5,927,585,473	5,902,485,636	913,055,004
5-ADMINISTRATION	11XX-SALARIES & BENEFITS	460,874,301	455,282,010	455,282,010
	21XX-TRAVEL	267,104,606	260,566,384	243,547,982
	22XX-TRANSPORTION	63,260,775	55,914,015	41,577,623
	23XX-RENT, COMM, UTILITIES	330,462,507	293,167,536	217,776,416
	24XX-PRINT & REPRO	7,186,108	5,881,071	2,360,145
	2501-MISSIONS-FOS	2,738,381,090	2,733,075,614	684,445,390
	25XX-OTHER SERVICES	2,555,623,809	2,165,718,256	1,301,788,029
	26XX-SUPPLIES & MATERIALS	686,541,857	645,467,367	434,496,900
	31XX-EQUIPMENT	229,421,642	206,630,413	172,510,818
	32XX-LAND & STRUCTURES	12,432,691	9,536,050	7,740,801
4101-URBAN SEARCH & RESCUE	103,811,696	103,439,490	39,129,973	
5-ADMINISTRATION Total		7,455,101,083	6,934,678,204	3,600,656,086
Grand Total		37,196,970,035	35,317,041,088	21,605,302,362

FINANCIAL INFORMATION TOOL
FOR HURRICANE KATRINA, RITA, & WILMA DECLARATIONS ONLY

AS OF 08-09-2006

PROG CODE	STATE NAME	EVENT NAME	DECLARED	ALLOCATIONS	OBLIGATIONS	EXPENDITURES
1602DR	FLORIDA	KATRINA	8/28/2005	194,972,238	190,729,257	134,688,108
1603DR	LOUISIANA	KATRINA	8/29/2005	19,346,872,465	18,451,878,922	11,686,044,505
1604DR	MISSISSIPPI	KATRINA	8/29/2005	9,489,484,570	8,864,766,734	4,772,696,707
1605DR	ALABAMA	KATRINA	8/29/2005	1,156,541,551	1,112,186,833	823,921,947
1606DR	TEXAS	RITA	9/24/2005	2,069,942,586	1,945,155,205	1,360,578,354
1607DR	LOUISIANA	RITA	9/24/2005	1,771,229,961	1,701,273,123	992,832,260
1609DR	FLORIDA	WILMA	10/24/2005	2,203,459,483	2,115,669,411	1,184,406,031
3212EM	LOUISIANA	KATRINA	8/27/2005	8,508,058	8,508,058	763,194
3213EM	MISSISSIPPI	KATRINA	8/28/2005	2,622,585	2,622,585	157,517
3214EM	ALABAMA	KATRINA	8/28/2005	84,454	84,454	52,976
3215EM	ARKANSAS	KATRINA	9/2/2005	54,220,925	54,188,925	48,273,113
3216EM	TEXAS	KATRINA	9/2/2005	604,921,523	601,591,560	478,193,227
3217EM	TENNESSEE	KATRINA	9/5/2005	29,088,363	27,685,333	25,965,582
3218EM	GEORGIA	KATRINA	9/5/2005	20,952,767	17,029,650	9,400,317
3219EM	OKLAHOMA	KATRINA	9/5/2005	14,427,223	12,648,715	12,003,965
3220EM	FLORIDA	KATRINA	9/5/2005	9,202,272	7,848,091	2,283,512
3221EM	WEST VIRGINIA	KATRINA	9/5/2005	906,811	886,148	698,828
3222EM	NORTH CAROLINA	KATRINA	9/5/2005	2,002,261	1,982,869	1,563,498
3223EM	UTAH	KATRINA	9/5/2005	1,620,647	1,591,994	1,461,262
3224EM	COLORADO	KATRINA	9/5/2005	14,245,710	14,151,678	14,106,366
3225EM	MICHIGAN	KATRINA	9/7/2005	2,523,594	2,122,089	2,033,200
3226EM	DISTRICT OF COLUMBIA	KATRINA	9/7/2005	1,939,371	1,890,551	54,053
3227EM	WASHINGTON	KATRINA	9/7/2005	3,429,079	3,381,064	364,302
3228EM	OREGON	KATRINA	9/7/2005	2,092,300	2,085,339	629,287
3229EM	NEW MEXICO	KATRINA	9/7/2005	2,246,335	1,696,640	203,181
3230EM	ILLINOIS	KATRINA	9/7/2005	2,668,696	1,761,683	1,271,227
3231EM	KENTUCKY	KATRINA	9/10/2005	4,309,961	4,269,366	1,670,893
3232EM	MISSOURI	KATRINA	9/10/2005	2,675,895	2,600,558	656,275
3233EM	SOUTH CAROLINA	KATRINA	9/10/2005	3,657,004	3,549,938	3,508,102
3234EM	SOUTH DAKOTA	KATRINA	9/10/2005	294,422	273,761	221,684
3235EM	PENNSYLVANIA	KATRINA	9/10/2005	3,136,775	3,122,916	2,289,268
3236EM	KANSAS	KATRINA	9/10/2005	163,509	163,255	154,120
3237EM	ALABAMA	KATRINA	9/10/2005	4,000,000	3,840,416	2,772,802
3238EM	INDIANA	KATRINA	9/10/2005	4,150,856	3,932,398	38,546
3239EM	IOWA	KATRINA	9/10/2005	237,895	228,257	221,289

PROG CODE	STATE NAME	EVENT NAME	DECLARED	ALLOCATIONS	OBLIGATIONS	EXPENDITURES
3240EM	VIRGINIA	KATRINA	9/12/2005	724,010	704,368	535,202
3241EM	ARIZONA	KATRINA	9/12/2005	7,549,848	7,542,930	5,422,182
3242EM	MINNESOTA	KATRINA	9/13/2005	15,024,450	3,895,484	1,433,962
3243EM	NEVADA	KATRINA	9/13/2005	1,317,219	1,004,246	785,899
3244EM	IDAHO	KATRINA	9/13/2005	619,837	594,243	153,195
3245EM	NEBRASKA	KATRINA	9/13/2005	211,402	211,402	75,147
3246EM	CONNECTICUT	KATRINA	9/13/2005	1,043,301	720,381	23,725
3247EM	NORTH DAKOTA	KATRINA	9/13/2005	65,732	51,069	25,726
3248EM	CALIFORNIA	KATRINA	9/13/2005	903,320	687,617	665,108
3249EM	WISCONSIN	KATRINA	9/13/2005	3,525,965	2,971,325	869,666
3250EM	OHIO	KATRINA	9/13/2005	2,543,530	2,491,579	1,883,928
3251EM	MARYLAND	KATRINA	9/13/2005	1,743,876	1,649,442	1,186,817
3252EM	MASSACHUSETTS	KATRINA	9/13/2005	6,185,196	5,987,371	5,870,144
3253EM	MONTANA	KATRINA	9/13/2005	442,856	432,158	151,296
3255EM	RHODE ISLAND	KATRINA	9/19/2005	1,524,708	1,154,294	944,003
3256EM	MAINE	KATRINA	9/19/2005	106,000	57,276	51,276
3257EM	NEW JERSEY	KATRINA	9/19/2005	201,343	181,512	177,538
3258EM	NEW HAMPSHIRE	KATRINA	9/19/2005	106,000	15,887	9,979
3259EM	FLORIDA	RITA	9/20/2005	10,390,801	10,212,657	5,272,973
3260EM	LOUISIANA	RITA	9/21/2005	275,000	275,000	
3261EM	TEXAS	RITA	9/21/2005	106,869,341	106,747,828	12,064,082
3262EM	NEW YORK	KATRINA	9/30/2005	2,613,314	1,954,514	1,425,151
3263EM	DELAWARE	KATRINA	9/30/2005	150,841	100,729	95,862
Grand Total				37,196,970,035	35,317,041,088	21,605,302,362

FINANCIAL INFORMATION TOOL
FOR HURRICANE KATRINA, RITA, & WILMA DECLARATIONS ONLY

AS OF 08-09-2006

EVENT NAME	STATE NAME	PROG CODE	DECLARED	ALLOCATIONS	OBLIGATIONS	EXPENDITURES
KATRINA	ALABAMA	1605DR	8/29/2005	1,156,541,551	1,112,186,833	823,921,947
		3214EM	8/28/2005	84,454	84,454	52,976
		3237EM	9/10/2005	4,000,000	3,840,416	2,772,802
	ARIZONA	3241EM	9/12/2005	7,549,848	7,542,930	5,422,182
	ARKANSAS	3215EM	9/2/2005	54,220,925	54,188,925	48,273,113
	CALIFORNIA	3248EM	9/13/2005	903,320	687,617	665,108
	COLORADO	3224EM	9/5/2005	14,245,710	14,151,678	14,106,366
	CONNECTICUT	3246EM	9/13/2005	1,043,301	720,381	23,725
	DELAWARE	3263EM	9/30/2005	150,841	100,729	95,862
	DISTRICT OF COLUMBIA	3226EM	9/7/2005	1,939,371	1,890,551	54,053
	FLORIDA	1602DR	8/28/2005	194,972,238	190,729,257	134,688,108
		3220EM	9/5/2005	9,202,272	7,848,091	2,283,512
	GEORGIA	3218EM	9/5/2005	20,952,767	17,029,650	9,400,317
	IDAHO	3244EM	9/13/2005	619,837	594,243	153,195
	ILLINOIS	3230EM	9/7/2005	2,668,696	1,761,683	1,271,227
	INDIANA	3238EM	9/10/2005	4,150,856	3,932,398	38,546
	IOWA	3239EM	9/10/2005	237,895	228,257	221,289
	KANSAS	3236EM	9/10/2005	163,509	163,255	154,120
	KENTUCKY	3231EM	9/10/2005	4,309,961	4,269,366	1,670,893
	LOUISIANA	1603DR	8/29/2005	19,346,872,465	18,451,878,922	11,686,044,505
		3212EM	8/27/2005	8,508,058	8,508,058	763,194
	MAINE	3256EM	9/19/2005	106,000	57,276	51,276
	MARYLAND	3251EM	9/13/2005	1,743,876	1,649,442	1,186,817
	MASSACHUSETTS	3252EM	9/13/2005	6,185,196	5,987,371	5,870,144
	MICHIGAN	3225EM	9/7/2005	2,523,594	2,122,089	2,033,200
	MINNESOTA	3242EM	9/13/2005	15,024,450	3,895,484	1,433,962
	MISSISSIPPI	1604DR	8/29/2005	9,489,484,570	8,864,766,734	4,772,696,707
		3213EM	8/28/2005	2,622,585	2,622,585	157,517
	MISSOURI	3232EM	9/10/2005	2,675,895	2,600,558	656,275
	MONTANA	3253EM	9/13/2005	442,856	432,158	151,296
	NEBRASKA	3245EM	9/13/2005	211,402	211,402	75,147
	NEVADA	3243EM	9/13/2005	1,317,219	1,004,246	785,899
	NEW HAMPSHIRE	3258EM	9/19/2005	106,000	15,887	9,979
	NEW JERSEY	3257EM	9/19/2005	201,343	181,512	177,538
	NEW MEXICO	3229EM	9/7/2005	2,246,335	1,696,640	203,181
	NEW YORK	3262EM	9/30/2005	2,613,314	1,954,514	1,425,151
	NORTH CAROLINA	3222EM	9/5/2005	2,002,261	1,982,869	1,563,498
	NORTH DAKOTA	3247EM	9/13/2005	65,732	51,069	25,726
	OHIO	3250EM	9/13/2005	2,543,530	2,491,579	1,883,928
	OKLAHOMA	3219EM	9/5/2005	14,427,223	12,648,715	12,003,965
	OREGON	3228EM	9/7/2005	2,092,300	2,085,339	629,287
	PENNSYLVANIA	3235EM	9/10/2005	3,136,775	3,122,916	2,289,268

EVENT NAME	STATE NAME	PROG CODE	DECLARED	ALLOCATIONS	OBLIGATIONS	EXPENDITURES
	RHODE ISLAND	3255EM	9/19/2005	1,524,708	1,154,294	944,003
	SOUTH CAROLINA	3233EM	9/10/2005	3,657,004	3,549,938	3,508,102
	SOUTH DAKOTA	3234EM	9/10/2005	294,422	273,761	221,684
	TENNESSEE	3217EM	9/5/2005	29,088,363	27,685,333	25,965,582
	TEXAS	3216EM	9/2/2005	604,921,523	601,591,560	478,193,227
	UTAH	3223EM	9/5/2005	1,620,647	1,591,994	1,461,262
	VIRGINIA	3240EM	9/12/2005	724,010	704,368	535,202
	WASHINGTON	3227EM	9/7/2005	3,429,079	3,381,064	364,302
	WEST VIRGINIA	3221EM	9/5/2005	906,811	886,148	698,828
	WISCONSIN	3249EM	9/13/2005	3,525,965	2,971,325	869,666
KATRINA Total				31,034,802,864	29,437,707,864	18,050,148,662
RITA	FLORIDA	3259EM	9/20/2005	10,390,801	10,212,657	5,272,973
	LOUISIANA	1607DR	9/24/2005	1,771,229,961	1,701,273,123	992,832,260
		3260EM	9/21/2005	275,000	275,000	
	TEXAS	1606DR	9/24/2005	2,069,942,586	1,945,155,205	1,360,578,354
		3261EM	9/21/2005	106,869,341	106,747,828	12,064,082
RITA Total				3,958,707,688	3,763,663,813	2,370,747,669
WILMA	FLORIDA	1609DR	10/24/2005	2,203,459,483	2,115,669,411	1,184,406,031
WILMA Total				2,203,459,483	2,115,669,411	1,184,406,031
Grand Total				37,196,970,035	35,317,041,088	21,605,302,362

FINANCIAL INFORMATION TOOL
FOR HURRICANE KATRINA, RITA, & WILMA DECLARATIONS ONLY

AS OF 08-09-2006

STATE NAME	EVENT NAME	PROG CODE	DECLARED	ALLOCATIONS	OBLIGATIONS	EXPENDITURES
ALABAMA	KATRINA	1605DR	8/29/2005	1,156,541,551	1,112,186,833	823,921,947
		3214EM	8/28/2005	84,454	84,454	52,976
		3237EM	9/10/2005	4,000,000	3,840,416	2,772,802
ALABAMA Total				1,160,626,005	1,116,111,703	826,747,725
ARIZONA	KATRINA	3241EM	9/12/2005	7,549,848	7,542,930	5,422,182
ARIZONA Total				7,549,848	7,542,930	5,422,182
ARKANSAS	KATRINA	3215EM	9/2/2005	54,220,925	54,188,925	48,273,113
ARKANSAS Total				54,220,925	54,188,925	48,273,113
CALIFORNIA	KATRINA	3248EM	9/13/2005	903,320	687,617	665,108
CALIFORNIA Total				903,320	687,617	665,108
COLORADO	KATRINA	3224EM	9/5/2005	14,245,710	14,151,678	14,106,366
COLORADO Total				14,245,710	14,151,678	14,106,366
CONNECTICUT	KATRINA	3246EM	9/13/2005	1,043,301	720,381	23,725
CONNECTICUT Total				1,043,301	720,381	23,725
DELAWARE	KATRINA	3263EM	9/30/2005	150,841	100,729	95,862
DELAWARE Total				150,841	100,729	95,862
DISTRICT OF COLUMBIA	KATRINA	3226EM	9/7/2005	1,939,371	1,890,551	54,053
DISTRICT OF COLUMBIA Total				1,939,371	1,890,551	54,053
FLORIDA	KATRINA	1602DR	8/28/2005	194,972,238	190,729,257	134,688,108
		3220EM	9/5/2005	9,202,272	7,848,091	2,283,512
	RITA	3259EM	9/20/2005	10,390,801	10,212,657	5,272,973
	WILMA	1609DR	10/24/2005	2,203,459,483	2,115,669,411	1,184,406,031
FLORIDA Total				2,418,024,793	2,324,459,416	1,326,650,624
GEORGIA	KATRINA	3218EM	9/5/2005	20,952,767	17,029,650	9,400,317
GEORGIA Total				20,952,767	17,029,650	9,400,317
IDAHO	KATRINA	3244EM	9/13/2005	619,837	594,243	153,195
IDAHO Total				619,837	594,243	153,195
ILLINOIS	KATRINA	3230EM	9/7/2005	2,668,696	1,761,683	1,271,227
ILLINOIS Total				2,668,696	1,761,683	1,271,227
INDIANA	KATRINA	3238EM	9/10/2005	4,150,856	3,932,398	38,546
INDIANA Total				4,150,856	3,932,398	38,546
IOWA	KATRINA	3239EM	9/10/2005	237,895	228,257	221,289
IOWA Total				237,895	228,257	221,289
KANSAS	KATRINA	3236EM	9/10/2005	163,509	163,255	154,120
KANSAS Total				163,509	163,255	154,120
KENTUCKY	KATRINA	3231EM	9/10/2005	4,309,961	4,269,366	1,670,893
KENTUCKY Total				4,309,961	4,269,366	1,670,893
LOUISIANA	KATRINA	1603DR	8/29/2005	19,346,872,465	18,451,878,922	11,686,044,505
		3212EM	8/27/2005	8,508,058	8,508,058	763,194
	RITA	1607DR	9/24/2005	1,771,229,961	1,701,273,123	992,832,260
	3260EM	9/21/2005	275,000	275,000		

STATE NAME	EVENT NAME	PROG CODE	DECLARED	ALLOCATIONS	OBLIGATIONS	EXPENDITURES
LOUISIANA Total				21,126,885,484	20,161,935,104	12,679,639,960
MAINE	KATRINA	3256EM	9/19/2005	106,000	57,276	51,276
MAINE Total				106,000	57,276	51,276
MARYLAND	KATRINA	3251EM	9/13/2005	1,743,876	1,649,442	1,186,817
MARYLAND Total				1,743,876	1,649,442	1,186,817
MASSACHUSETTS	KATRINA	3252EM	9/13/2005	6,185,196	5,987,371	5,870,144
MASSACHUSETTS Total				6,185,196	5,987,371	5,870,144
MICHIGAN	KATRINA	3225EM	9/7/2005	2,523,594	2,122,089	2,033,200
MICHIGAN Total				2,523,594	2,122,089	2,033,200
MINNESOTA	KATRINA	3242EM	9/13/2005	15,024,450	3,895,484	1,433,962
MINNESOTA Total				15,024,450	3,895,484	1,433,962
MISSISSIPPI	KATRINA	1604DR	8/29/2005	9,489,484,570	8,864,766,734	4,772,696,707
		3213EM	8/28/2005	2,622,585	2,622,585	157,517
MISSISSIPPI Total				9,492,107,155	8,867,389,319	4,772,854,224
MISSOURI	KATRINA	3232EM	9/10/2005	2,675,895	2,600,558	656,275
MISSOURI Total				2,675,895	2,600,558	656,275
MONTANA	KATRINA	3253EM	9/13/2005	442,856	432,158	151,296
MONTANA Total				442,856	432,158	151,296
NEBRASKA	KATRINA	3245EM	9/13/2005	211,402	211,402	75,147
NEBRASKA Total				211,402	211,402	75,147
NEVADA	KATRINA	3243EM	9/13/2005	1,317,219	1,004,246	785,899
NEVADA Total				1,317,219	1,004,246	785,899
NEW HAMPSHIRE	KATRINA	3258EM	9/19/2005	106,000	15,887	9,979
NEW HAMPSHIRE Total				106,000	15,887	9,979
NEW JERSEY	KATRINA	3257EM	9/19/2005	201,343	181,512	177,538
NEW JERSEY Total				201,343	181,512	177,538
NEW MEXICO	KATRINA	3229EM	9/7/2005	2,246,335	1,696,640	203,181
NEW MEXICO Total				2,246,335	1,696,640	203,181
NEW YORK	KATRINA	3262EM	9/30/2005	2,613,314	1,954,514	1,425,151
NEW YORK Total				2,613,314	1,954,514	1,425,151
NORTH CAROLINA	KATRINA	3222EM	9/5/2005	2,002,261	1,982,869	1,563,498
NORTH CAROLINA Total				2,002,261	1,982,869	1,563,498
NORTH DAKOTA	KATRINA	3247EM	9/13/2005	65,732	51,069	25,726
NORTH DAKOTA Total				65,732	51,069	25,726
OHIO	KATRINA	3250EM	9/13/2005	2,543,530	2,491,579	1,883,928
OHIO Total				2,543,530	2,491,579	1,883,928
OKLAHOMA	KATRINA	3219EM	9/5/2005	14,427,223	12,648,715	12,003,965
OKLAHOMA Total				14,427,223	12,648,715	12,003,965
OREGON	KATRINA	3228EM	9/7/2005	2,092,300	2,085,339	629,287
OREGON Total				2,092,300	2,085,339	629,287
PENNSYLVANIA	KATRINA	3235EM	9/10/2005	3,136,775	3,122,916	2,289,268
PENNSYLVANIA Total				3,136,775	3,122,916	2,289,268
RHODE ISLAND	KATRINA	3255EM	9/19/2005	1,524,708	1,154,294	944,003
RHODE ISLAND Total				1,524,708	1,154,294	944,003
SOUTH CAROLINA	KATRINA	3233EM	9/10/2005	3,657,004	3,549,938	3,508,102
SOUTH CAROLINA Total				3,657,004	3,549,938	3,508,102
SOUTH DAKOTA	KATRINA	3234EM	9/10/2005	294,422	273,761	221,684

STATE NAME	EVENT NAME	PROG CODE	DECLARED	ALLOCATIONS	OBLIGATIONS	EXPENDITURES
SOUTH DAKOTA Total				294,422	273,761	221,684
TENNESSEE	KATRINA	3217EM	9/5/2005	29,088,363	27,685,333	25,965,582
TENNESSEE Total				29,088,363	27,685,333	25,965,582
TEXAS	KATRINA	3216EM	9/2/2005	604,921,523	601,591,560	478,193,227
	RITA	1606DR	9/24/2005	2,069,942,586	1,945,155,205	1,360,578,354
		3261EM	9/21/2005	106,869,341	106,747,828	12,064,082
TEXAS Total				2,781,733,449	2,653,494,594	1,850,835,662
UTAH	KATRINA	3223EM	9/5/2005	1,620,647	1,591,994	1,461,262
UTAH Total				1,620,647	1,591,994	1,461,262
VIRGINIA	KATRINA	3240EM	9/12/2005	724,010	704,368	535,202
VIRGINIA Total				724,010	704,368	535,202
WASHINGTON	KATRINA	3227EM	9/7/2005	3,429,079	3,381,064	364,302
WASHINGTON Total				3,429,079	3,381,064	364,302
WEST VIRGINIA	KATRINA	3221EM	9/5/2005	906,811	886,148	698,828
WEST VIRGINIA Total				906,811	886,148	698,828
WISCONSIN	KATRINA	3249EM	9/13/2005	3,525,965	2,971,325	869,666
WISCONSIN Total				3,525,965	2,971,325	869,666
Grand Total				37,196,970,035	35,317,041,088	21,605,302,362

FINANCIAL INFORMATION TOOL
FOR HURRICANE KATRINA, RITA, & WILMA DECLARATIONS ONLY

AS OF 08-09-2006

PROG CODE	STATE NAME	EVENT NAME	DECLARED	PROGRAM AREA	ALLOCATIONS	OBLIGATIONS	EXPENDITURES
1602DR	FLORIDA	KATRINA	8/28/2005	2-INFRASTRUCTURE	162,558,474	163,105,423	121,721,308
				4-OPERATIONS	10,000	10,000	
				5-ADMINISTRATION	32,403,764	27,613,834	12,966,800
1602DR Total					194,972,238	190,729,257	134,688,108
1603DR	LOUISIANA	KATRINA	8/29/2005	1-HUMAN SERVICES	10,045,643,182	9,469,756,554	8,169,181,942
				2-INFRASTRUCTURE	3,236,032,497	3,203,007,368	1,493,754,981
				3-MITIGATION	13,702,216	9,435,815	3,751,859
				4-OPERATIONS	3,079,007,833	3,079,524,398	476,467,134
				5-ADMINISTRATION	2,972,486,737	2,690,154,787	1,542,888,590
1603DR Total					19,346,872,465	18,451,878,922	11,686,044,505
1604DR	MISSISSIPPI	KATRINA	8/29/2005	1-HUMAN SERVICES	3,426,036,813	2,902,633,895	2,482,435,446
				2-INFRASTRUCTURE	1,637,505,017	1,617,123,390	761,695,779
				3-MITIGATION	21,232,743	18,207,207	4,160,857
				4-OPERATIONS	1,709,712,910	1,708,769,909	171,744,884
				5-ADMINISTRATION	2,694,997,087	2,618,032,332	1,352,659,742
1604DR Total					9,489,484,570	8,864,766,734	4,772,696,707
1605DR	ALABAMA	KATRINA	8/29/2005	1-HUMAN SERVICES	661,058,274	634,116,025	578,942,279
				2-INFRASTRUCTURE	100,426,362	99,790,227	71,475,483
				3-MITIGATION	9,357,861	9,249,131	1,351,734
				4-OPERATIONS	181,500,000	171,500,000	51,890,894
				5-ADMINISTRATION	204,199,054	197,531,450	120,261,557
1605DR Total					1,156,541,551	1,112,186,833	823,921,947
1606DR	TEXAS	RITA	9/24/2005	1-HUMAN SERVICES	827,449,938	792,032,474	724,658,207
				2-INFRASTRUCTURE	336,380,900	335,985,843	252,417,532
				3-MITIGATION	35,429,002	31,017,815	867,351
				4-OPERATIONS	236,200,000	235,501,600	115,814,253
				5-ADMINISTRATION	634,482,746	550,617,473	266,821,011
1606DR Total					2,069,942,586	1,945,155,205	1,360,578,354
1607DR	LOUISIANA	RITA	9/24/2005	1-HUMAN SERVICES	569,757,574	557,357,049	546,969,526
				2-INFRASTRUCTURE	332,734,097	330,321,680	170,985,895
				3-MITIGATION	5,278,527	4,568,487	2,134,281
				4-OPERATIONS	439,521,000	425,636,000	92,575,223
				5-ADMINISTRATION	423,938,763	383,389,906	180,167,335
1607DR Total					1,771,229,961	1,701,273,123	992,832,260
1609DR	FLORIDA	WILMA	10/24/2005	1-HUMAN SERVICES	499,037,481	454,350,432	408,820,413
				2-INFRASTRUCTURE	1,116,691,806	1,097,239,749	672,636,760
				3-MITIGATION	1,000,000	934,797	440,933
				4-OPERATIONS	234,028,384	233,938,384	3,224,459
				5-ADMINISTRATION	352,701,812	329,206,049	99,283,466
1609DR Total					2,203,459,483	2,115,669,411	1,184,406,031
3212EM	LOUISIANA	KATRINA	8/27/2005	2-INFRASTRUCTURE			
				4-OPERATIONS	1,500,000	1,500,000	2,096
				5-ADMINISTRATION	7,008,058	7,008,058	761,098
3212EM Total					8,508,058	8,508,058	763,194
3213EM	MISSISSIPPI	KATRINA	8/28/2005	2-INFRASTRUCTURE			
				4-OPERATIONS			
				5-ADMINISTRATION	2,622,585	2,622,585	157,517
3213EM Total					2,622,585	2,622,585	157,517

PROG CODE	STATE NAME	EVENT NAME	DECLARED	PROGRAM AREA	ALLOCATIONS	OBLIGATIONS	EXPENDITURES
3214EM	ALABAMA	KATRINA	8/28/2005	2-INFRASTRUCTURE 4-OPERATIONS 5-ADMINISTRATION			
					84,454	84,454	52,976
3214EM Total					84,454	84,454	52,976
3215EM	ARKANSAS	KATRINA	9/2/2005	2-INFRASTRUCTURE 4-OPERATIONS 5-ADMINISTRATION	46,325,491	46,325,886	44,619,279
					3,500,000	3,500,000	
					4,395,434	4,363,039	3,653,834
3215EM Total					54,220,925	54,188,925	48,273,113
3216EM	TEXAS	KATRINA	9/2/2005	2-INFRASTRUCTURE 4-OPERATIONS 5-ADMINISTRATION	548,450,699	545,953,662	467,636,040
					36,490,346	36,490,346	1,336,060
					19,980,478	19,147,553	9,221,126
3216EM Total					604,921,523	601,591,560	478,193,227
3217EM	TENNESSEE	KATRINA	9/5/2005	2-INFRASTRUCTURE 4-OPERATIONS 5-ADMINISTRATION	29,000,000	27,596,970	25,884,219
					5,000	5,000	
					83,363	83,363	81,363
3217EM Total					29,088,363	27,685,333	25,965,582
3218EM	GEORGIA	KATRINA	9/5/2005	2-INFRASTRUCTURE 5-ADMINISTRATION	20,900,000	16,976,883	9,399,550
					52,767	52,767	767
3218EM Total					20,952,767	17,029,650	9,400,317
3219EM	OKLAHOMA	KATRINA	9/5/2005	2-INFRASTRUCTURE 5-ADMINISTRATION	14,250,313	12,486,777	11,854,631
					176,910	161,938	149,334
3219EM Total					14,427,223	12,648,715	12,003,965
3220EM	FLORIDA	KATRINA	9/5/2005	2-INFRASTRUCTURE 5-ADMINISTRATION	9,200,000	7,845,819	2,281,240
					2,272	2,272	
3220EM Total					9,202,272	7,848,091	2,283,512
3221EM	WEST VIRGINIA	KATRINA	9/5/2005	2-INFRASTRUCTURE 5-ADMINISTRATION	783,000	782,658	595,338
					123,811	103,490	103,490
3221EM Total					906,811	886,148	698,828
3222EM	NORTH CAROLINA	KATRINA	9/5/2005	2-INFRASTRUCTURE 5-ADMINISTRATION	2,000,000	1,980,608	1,563,238
					2,261	2,261	261
3222EM Total					2,002,261	1,982,869	1,563,498
3223EM	UTAH	KATRINA	9/5/2005	2-INFRASTRUCTURE 4-OPERATIONS 5-ADMINISTRATION	1,538,849	1,528,849	1,410,025
					81,798	63,146	51,238
3223EM Total					1,620,647	1,591,994	1,461,262
3224EM	COLORADO	KATRINA	9/5/2005	2-INFRASTRUCTURE 4-OPERATIONS 5-ADMINISTRATION	13,597,030	13,534,963	13,500,827
					648,680	616,716	605,539
3224EM Total					14,245,710	14,151,678	14,106,366
3225EM	MICHIGAN	KATRINA	9/7/2005	2-INFRASTRUCTURE 5-ADMINISTRATION	1,920,000	1,703,588	1,653,296
					603,594	418,501	379,904
3225EM Total					2,523,594	2,122,089	2,033,200
3226EM	DISTRICT OF COLUMBIA	KATRINA	9/7/2005	2-INFRASTRUCTURE 5-ADMINISTRATION	1,838,568	1,836,498	
					100,803	54,053	54,053
3226EM Total					1,939,371	1,890,551	54,053
3227EM	WASHINGTON	KATRINA	9/7/2005	2-INFRASTRUCTURE 5-ADMINISTRATION	2,998,033	2,998,031	
					431,046	383,032	364,302
3227EM Total					3,429,079	3,381,064	364,302
3228EM	OREGON	KATRINA	9/7/2005	2-INFRASTRUCTURE 5-ADMINISTRATION	2,047,247	2,047,243	597,770
					45,053	38,096	31,516
3228EM Total					2,092,300	2,085,339	629,287
3229EM	NEW MEXICO	KATRINA	9/7/2005	2-INFRASTRUCTURE 5-ADMINISTRATION	2,139,828	1,626,508	136,820
					106,507	70,132	66,361
3229EM Total					2,246,335	1,696,640	203,181

PROG CODE	STATE NAME	EVENT NAME	DECLARED	PROGRAM AREA	ALLOCATIONS	OBLIGATIONS	EXPENDITURES
3230EM	ILLINOIS	KATRINA	9/7/2005	2-INFRASTRUCTURE	2,418,578	1,537,652	1,083,019
				5-ADMINISTRATION	250,118	224,031	188,208
3230EM Total					2,668,696	1,761,683	1,271,227
3231EM	KENTUCKY	KATRINA	9/10/2005	2-INFRASTRUCTURE	4,300,000	4,259,405	1,662,933
				5-ADMINISTRATION	9,961	9,961	7,961
3231EM Total					4,309,961	4,269,366	1,670,893
3232EM	MISSOURI	KATRINA	9/10/2005	2-INFRASTRUCTURE	2,005,000	1,958,975	34,900
				5-ADMINISTRATION	670,895	641,584	621,375
3232EM Total					2,675,895	2,600,558	656,275
3233EM	SOUTH CAROLINA	KATRINA	9/10/2005	2-INFRASTRUCTURE	3,614,915	3,507,849	3,468,013
				5-ADMINISTRATION	42,089	42,089	40,089
3233EM Total					3,657,004	3,549,938	3,508,102
3234EM	SOUTH DAKOTA	KATRINA	9/10/2005	2-INFRASTRUCTURE	261,722	261,676	211,332
				5-ADMINISTRATION	32,700	12,086	10,352
3234EM Total					294,422	273,761	221,684
3235EM	PENNSYLVANIA	KATRINA	9/10/2005	2-INFRASTRUCTURE	2,861,000	2,859,834	2,028,427
				5-ADMINISTRATION	275,775	263,082	260,840
3235EM Total					3,136,775	3,122,916	2,289,268
3236EM	KANSAS	KATRINA	9/10/2005	2-INFRASTRUCTURE	163,200	163,069	153,933
				5-ADMINISTRATION	309	187	187
3236EM Total					163,509	163,255	154,120
3237EM	ALABAMA	KATRINA	9/10/2005	2-INFRASTRUCTURE	3,000,000	2,840,416	2,772,802
				4-OPERATIONS	1,000,000	1,000,000	
				5-ADMINISTRATION			
3237EM Total					4,000,000	3,840,416	2,772,802
3238EM	INDIANA	KATRINA	9/10/2005	2-INFRASTRUCTURE	4,127,992	3,930,006	36,250
				5-ADMINISTRATION	22,864	2,392	2,297
3238EM Total					4,150,856	3,932,398	38,546
3239EM	IOWA	KATRINA	9/10/2005	2-INFRASTRUCTURE	222,618	222,618	215,650
				5-ADMINISTRATION	15,278	5,639	5,639
3239EM Total					237,895	228,257	221,289
3240EM	VIRGINIA	KATRINA	9/12/2005	2-INFRASTRUCTURE	593,100	592,846	423,680
				5-ADMINISTRATION	130,910	111,522	111,522
3240EM Total					724,010	704,368	535,202
3241EM	ARIZONA	KATRINA	9/12/2005	2-INFRASTRUCTURE	5,292,410	5,292,115	5,170,708
				5-ADMINISTRATION	2,257,438	2,250,815	251,473
3241EM Total					7,549,848	7,542,930	5,422,182
3242EM	MINNESOTA	KATRINA	9/13/2005	2-INFRASTRUCTURE	15,000,000	3,893,657	1,433,962
				5-ADMINISTRATION	24,450	1,827	
3242EM Total					15,024,450	3,895,484	1,433,962
3243EM	NEVADA	KATRINA	9/13/2005	2-INFRASTRUCTURE	1,000,000	705,623	495,029
				5-ADMINISTRATION	317,219	298,623	290,870
3243EM Total					1,317,219	1,004,246	785,899
3244EM	IDAHO	KATRINA	9/13/2005	2-INFRASTRUCTURE	584,137	584,134	143,336
				5-ADMINISTRATION	35,700	10,108	9,860
3244EM Total					619,837	594,243	153,195
3245EM	NEBRASKA	KATRINA	9/13/2005	2-INFRASTRUCTURE	210,100	210,100	73,846
				5-ADMINISTRATION	1,302	1,302	1,302
3245EM Total					211,402	211,402	75,147
3246EM	CONNECTICUT	KATRINA	9/13/2005	2-INFRASTRUCTURE	1,000,000	682,938	
				5-ADMINISTRATION	43,301	37,443	23,725
3246EM Total					1,043,301	720,381	23,725
3247EM	NORTH DAKOTA	KATRINA	9/13/2005	2-INFRASTRUCTURE	23,747	23,747	
				5-ADMINISTRATION	41,985	27,322	25,726

PROG CODE	STATE NAME	EVENT NAME	DECLARED	PROGRAM AREA	ALLOCATIONS	OBLIGATIONS	EXPENDITURES
3247EM Total					65,732	51,069	25,726
3248EM	CALIFORNIA	KATRINA	9/13/2005	2-INFRASTRUCTURE	200,000	1,289	
				5-ADMINISTRATION	703,320	686,329	665,108
3248EM Total					903,320	687,617	665,108
3249EM	WISCONSIN	KATRINA	9/13/2005	2-INFRASTRUCTURE	3,501,228	2,970,100	868,441
				5-ADMINISTRATION	24,737	1,225	1,225
3249EM Total					3,525,965	2,971,325	869,666
3250EM	OHIO	KATRINA	9/13/2005	2-INFRASTRUCTURE	2,518,180	2,491,579	1,883,928
				5-ADMINISTRATION	25,350		
3250EM Total					2,543,530	2,491,579	1,883,928
3251EM	MARYLAND	KATRINA	9/13/2005	2-INFRASTRUCTURE	1,637,550	1,566,521	1,103,896
				5-ADMINISTRATION	106,326	82,921	82,921
3251EM Total					1,743,876	1,649,442	1,186,817
3252EM	MASSACHUSETTS	KATRINA	9/13/2005	2-INFRASTRUCTURE	5,750,000	5,592,512	5,478,905
				5-ADMINISTRATION	435,196	394,858	391,239
3252EM Total					6,185,196	5,987,371	5,870,144
3253EM	MONTANA	KATRINA	9/13/2005	2-INFRASTRUCTURE	400,000	397,372	117,810
				5-ADMINISTRATION	42,856	34,786	33,486
3253EM Total					442,856	432,158	151,296
3255EM	RHODE ISLAND	KATRINA	9/19/2005	2-INFRASTRUCTURE	1,500,000	1,131,503	927,088
				5-ADMINISTRATION	24,708	22,790	16,915
3255EM Total					1,524,708	1,154,294	944,003
3256EM	MAINE	KATRINA	9/19/2005	2-INFRASTRUCTURE	100,000	51,276	51,276
				5-ADMINISTRATION	6,000	6,000	
3256EM Total					106,000	57,276	51,276
3257EM	NEW JERSEY	KATRINA	9/19/2005	2-INFRASTRUCTURE	120,026	120,026	116,692
				5-ADMINISTRATION	81,317	61,486	60,846
3257EM Total					201,343	181,512	177,538
3258EM	NEW HAMPSHIRE	KATRINA	9/19/2005	2-INFRASTRUCTURE	100,000	9,887	9,887
				5-ADMINISTRATION	6,000	6,000	92
3258EM Total					106,000	15,887	9,979
3259EM	FLORIDA	RITA	9/20/2005	2-INFRASTRUCTURE	9,100,000	8,921,857	5,203,714
				4-OPERATIONS	10,000	10,000	
				5-ADMINISTRATION	1,280,801	1,280,801	69,260
3259EM Total					10,390,801	10,212,657	5,272,973
3260EM	LOUISIANA	RITA	9/21/2005	2-INFRASTRUCTURE			
				4-OPERATIONS	100,000	100,000	
				5-ADMINISTRATION	175,000	175,000	
3260EM Total					275,000	275,000	
3261EM	TEXAS	RITA	9/21/2005	2-INFRASTRUCTURE	6,015,000	5,893,487	5,668,990
				4-OPERATIONS	5,000,000	5,000,000	
				5-ADMINISTRATION	95,854,341	95,854,341	6,395,092
3261EM Total					106,869,341	106,747,828	12,064,082
3262EM	NEW YORK	KATRINA	9/30/2005	2-INFRASTRUCTURE	2,259,214	1,644,588	1,122,568
				5-ADMINISTRATION	354,100	309,925	302,583
3262EM Total					2,613,314	1,954,514	1,425,151
3263EM	DELAWARE	KATRINA	9/30/2005	2-INFRASTRUCTURE	101,941	100,286	95,419
				5-ADMINISTRATION	48,900	443	443
3263EM Total					150,841	100,729	95,862
Grand Total					37,196,970,035	35,317,041,088	21,605,302,362

**FINANCIAL INFORMATION TOOL
FOR HURRICANE KATRINA, RITA, & WILMA DECLARATIONS ONLY**

AS OF 08-09-2006

PROG CODE	STATE NAME	EVENT NAME	DECLARED	PROGRAM AREA	PROGRAM NAME	ALLOCATIONS	OBLIGATIONS	EXPENDITURES					
1602DR	FLORIDA	KATRINA	8/28/2005	2-INFRASTRUCTURE	2594-INSPECTIONS	7,922,400	8,471,000	7,350,767					
					416X-PUBLIC ASSISTANCE	154,636,074	154,634,423	114,370,541					
				2-INFRASTRUCTURE Total						162,558,474	163,105,423	121,721,308	
				4-OPERATIONS	2507-MISSIONS-TA	10,000	10,000						
					2508-MISSIONS-DFA								
				4-OPERATIONS Total						10,000	10,000		
				5-ADMINISTRATION	11XX-SALARIES & BENEFITS	2,533,231	2,345,180	2,345,180					
					21XX-TRAVEL	2,086,994	2,077,069	1,767,691					
					22XX-TRANSPORTION	586,000	525,020	37,899					
					23XX-RENT, COMM, UTILITIES	1,677,662	1,381,875	1,341,431					
					24XX-PRINT & REPRO	20,000	10,500						
					2501-MISSIONS-FOS	19,187,425	15,195,925	7,279,060					
					25XX-OTHER SERVICES	5,924,696	5,744,696	123,000					
					26XX-SUPPLIES & MATERIALS	236,256	239,000	40,848					
					31XX-EQUIPMENT	151,500	94,570	31,692					
					5-ADMINISTRATION Total						32,403,764	27,613,834	12,966,800
				1602DR Total						194,972,238	190,729,257	134,688,108	
1603DR	LOUISIANA	KATRINA	8/29/2005	1-HUMAN SERVICES	2503-UNEMPLOYMENT	321,511,035	320,361,035	320,361,035					
					2504-CRISIS COUNSELING-NIMH	15,753,102	11,765,214	4,042,584					
					2576-LEGAL SERVICES	231,900	144,900	78,000					
					2592-INSPECTIONS	106,029,344	100,816,279	76,246,254					
					4149-OTHER NEEDS ASSISTANCE	1,456,402,251	1,456,390,775	1,443,952,010					
					414X-HOUSING ASSISTANCE	3,168,097,785	3,168,199,465	3,159,997,417					
					4152-CRISIS COUNSELING-SCC	25,515,030	25,115,693	12,776,217					
					MANUFACTURED HOUSING	4,952,102,734	4,386,964,193	3,151,728,425					
					1-HUMAN SERVICES Total						10,045,643,182	9,469,756,554	8,169,181,942
					2-INFRASTRUCTURE	2594-INSPECTIONS	302,683,900	270,789,712	197,575,490				
				416X-PUBLIC ASSISTANCE		2,933,348,597	2,932,217,656	1,296,179,490					
				2-INFRASTRUCTURE Total						3,236,032,497	3,203,007,368	1,493,754,981	
				3-MITIGATION	2593-INSPECTIONS	11,233,976	6,967,575	3,701,611					
					4173-HAZARD MITIGATION	2,468,240	2,468,240	50,247					
				3-MITIGATION Total						13,702,216	9,435,815	3,751,859	
				4-OPERATIONS	2507-MISSIONS-TA	10,102,500	10,102,000	1,568,867					
					2508-MISSIONS-DFA	3,068,905,333	3,069,422,398	474,898,267					
				4-OPERATIONS Total						3,079,007,833	3,079,524,398	476,467,134	
				5-ADMINISTRATION	11XX-SALARIES & BENEFITS	194,983,565	195,424,640	195,424,640					
					21XX-TRAVEL	117,544,410	114,852,415	108,391,439					
					22XX-TRANSPORTION	13,364,320	13,133,289	9,497,858					
					23XX-RENT, COMM, UTILITIES	223,739,600	195,219,364	152,976,644					
					24XX-PRINT & REPRO	2,734,004	2,275,030	549,816					
					2501-MISSIONS-FOS	604,052,987	604,051,769	112,575,671					
					25XX-OTHER SERVICES	1,286,328,092	1,066,368,459	613,259,152					
					26XX-SUPPLIES & MATERIALS	343,903,580	328,404,068	229,696,657					
					31XX-EQUIPMENT	125,710,118	112,656,706	92,303,870					
					32XX-LAND & STRUCTURES	9,530,620	7,173,608	6,121,601					
					4101-URBAN SEARCH & RESCUE	50,595,440	50,595,439	22,091,242					
					5-ADMINISTRATION Total						2,972,486,737	2,690,154,787	1,542,888,590
				1603DR Total						19,346,872,465	18,451,878,922	11,686,044,505	
				1604DR	MISSISSIPPI	KATRINA	8/29/2005	1-HUMAN SERVICES	2503-UNEMPLOYMENT	100,000,056	88,450,000	88,450,000	
									2504-CRISIS COUNSELING-NIMH	50,342,191	15,802,292	15,802,292	
2576-LEGAL SERVICES	44,000	43,492	43,492										
2592-INSPECTIONS	67,006,340	53,379,212	39,885,021										
4149-OTHER NEEDS ASSISTANCE	359,634,328	359,634,328	321,964,936										
414X-HOUSING ASSISTANCE	837,617,340	835,454,168	828,028,726										
4152-CRISIS COUNSELING-SCC	12,046,760	11,477,570	7,796,579										
MANUFACTURED HOUSING	1,999,345,798	1,538,392,834	1,180,464,401										
1-HUMAN SERVICES Total									3,426,036,813	2,902,633,895	2,482,435,446		
2-INFRASTRUCTURE	2594-INSPECTIONS	97,927,701	91,192,599						69,131,577				
	416X-PUBLIC ASSISTANCE	1,539,577,316	1,525,930,791					692,564,201					
2-INFRASTRUCTURE Total								1,637,505,017	1,617,123,390	761,695,779			
3-MITIGATION	2593-INSPECTIONS	15,824,761	12,799,225					3,902,351					

PROG CODE	STATE NAME	EVENT NAME	DECLARED	PROGRAM AREA	PROGRAM NAME	ALLOCATIONS	OBLIGATIONS	EXPENDITURES
					4173-HAZARD MITIGATION	5,407,982	5,407,982	258,506
				3-MITIGATION Total		21,232,743	18,207,207	4,160,857
				4-OPERATIONS	2507-MISSIONS-TA	14,013,256	13,070,256	1,673,294
					2508-MISSIONS-DFA	1,695,699,654	1,695,699,653	170,071,589
				4-OPERATIONS Total		1,709,712,910	1,708,769,909	171,744,884
				5-ADMINISTRATION	11XX-SALARIES & BENEFITS	141,108,691	140,847,090	140,847,090
					21XX-TRAVEL	72,527,999	69,875,828	63,175,803
					22XX-TRANSPORTION	29,401,515	26,870,990	26,288,080
					23XX-RENT, COMM, UTILITIES	59,498,429	56,708,289	35,359,507
					24XX-PRINT & REPRO	2,253,941	2,181,004	1,129,184
					2501-MISSIONS-FOS	1,476,275,155	1,476,092,150	452,339,018
					25XX-OTHER SERVICES	614,849,329	566,985,036	390,642,890
					26XX-SUPPLIES & MATERIALS	190,064,001	176,754,457	163,202,711
					31XX-EQUIPMENT	82,080,151	75,238,496	68,251,616
					32XX-LAND & STRUCTURES	2,337,846	1,878,961	1,536,944
					4101-URBAN SEARCH & RESCUE	24,600,030	24,600,030	9,886,897
				5-ADMINISTRATION Total		2,694,997,087	2,618,032,332	1,352,659,742
1604DR Total						9,489,484,570	8,864,766,734	4,772,696,707
1605DR	ALABAMA	KATRINA	8/29/2005	1-HUMAN SERVICES	2503-UNEMPLOYMENT	1,948,400	1,372,364	1,372,364
					2504-CRISIS COUNSELING-NIMH	4,436,110	1,203,860	1,203,860
					2576-LEGAL SERVICES	5,775	5,775	5,775
					2592-INSPECTIONS	21,886,812	9,886,811	8,811,016
					4149-OTHER NEEDS ASSISTANCE	31,464,732	31,464,732	28,838,059
					414X-HOUSING ASSISTANCE	89,648,507	89,648,507	88,970,632
					4152-CRISIS COUNSELING-SCC	3,135,574	3,135,574	1,854,708
					MANUFACTURED HOUSING	508,532,365	497,398,402	447,885,864
				1-HUMAN SERVICES Total		661,058,274	634,116,025	578,942,279
				2-INFRASTRUCTURE	2594-INSPECTIONS	1,449,000	1,516,600	1,204,233
					416X-PUBLIC ASSISTANCE	98,977,362	98,273,627	70,271,249
				2-INFRASTRUCTURE Total		100,426,362	99,790,227	71,475,483
				3-MITIGATION	2593-INSPECTIONS	1,663,459	1,554,729	981,701
					4173-HAZARD MITIGATION	7,694,402	7,694,402	370,033
				3-MITIGATION Total		9,357,861	9,249,131	1,351,734
				4-OPERATIONS	2507-MISSIONS-TA	3,000,000	3,000,000	119,628
					2508-MISSIONS-DFA	178,500,000	168,500,000	51,771,266
				4-OPERATIONS Total		181,500,000	171,500,000	51,890,894
				5-ADMINISTRATION	11XX-SALARIES & BENEFITS	20,169,705	19,645,245	19,645,245
					21XX-TRAVEL	18,102,946	17,845,753	17,268,575
					22XX-TRANSPORTION	2,414,000	1,134,950	161,368
					23XX-RENT, COMM, UTILITIES	8,816,157	8,537,809	5,055,956
					24XX-PRINT & REPRO	370,892	254,327	140,425
					2501-MISSIONS-FOS	82,185,605	82,185,605	26,592,720
					25XX-OTHER SERVICES	58,163,358	56,290,998	44,604,905
					26XX-SUPPLIES & MATERIALS	10,081,585	8,308,896	4,035,212
					31XX-EQUIPMENT	3,894,806	3,327,867	2,757,151
				5-ADMINISTRATION Total		204,199,054	197,531,450	120,261,557
1605DR Total						1,156,541,551	1,112,186,833	823,921,947
1606DR	TEXAS	RITA	9/24/2005	1-HUMAN SERVICES	2503-UNEMPLOYMENT	11,382,008	9,759,933	9,759,933
					2504-CRISIS COUNSELING-NIMH	1,546,988	1,546,988	1,546,988
					2576-LEGAL SERVICES			
					2592-INSPECTIONS	44,082,928	44,050,925	32,682,432
					4149-OTHER NEEDS ASSISTANCE	500		(500)
					414X-HOUSING ASSISTANCE	511,014,899	511,014,000	504,974,910
					4152-CRISIS COUNSELING-SCC	1,557,215	650,742	226,375
					4154-OTHER NEEDS ASSISTANCE	72,380,000	71,880,000	70,095,785
					MANUFACTURED HOUSING	185,485,400	153,129,887	105,372,284
				1-HUMAN SERVICES Total		827,449,938	792,032,474	724,658,207
				2-INFRASTRUCTURE	2594-INSPECTIONS	14,680,900	14,672,221	11,755,680
					416X-PUBLIC ASSISTANCE	321,700,000	321,313,621	240,661,852
				2-INFRASTRUCTURE Total		336,380,900	335,985,843	252,417,532
				3-MITIGATION	2593-INSPECTIONS	11,479,991	7,068,804	851,537
					4173-HAZARD MITIGATION	23,949,011	23,949,011	15,814
				3-MITIGATION Total		35,429,002	31,017,815	867,351
				4-OPERATIONS	2507-MISSIONS-TA	150,000	150,000	10,594
					2508-MISSIONS-DFA	236,050,000	235,351,600	115,803,659
				4-OPERATIONS Total		236,200,000	235,501,600	115,814,253

PROG CODE	STATE NAME	EVENT NAME	DECLARED	PROGRAM AREA	PROGRAM NAME	ALLOCATIONS	OBLIGATIONS	EXPENDITURES				
				5-ADMINISTRATION	11XX-SALARIES & BENEFITS	42,741,606	40,573,408	40,573,408				
					21XX-TRAVEL	30,589,242	30,256,604	28,724,701				
					22XX-TRANSPORTION	2,549,000	420,000	318,221				
					23XX-RENT, COMM, UTILITIES	14,837,991	12,365,003	8,322,434				
					24XX-PRINT & REPRO	623,000	330,871	170,821				
					2501-MISSIONS-FOS	255,918,864	255,703,459	32,693,839				
					25XX-OTHER SERVICES	250,399,400	179,870,978	143,315,307				
					26XX-SUPPLIES & MATERIALS	8,488,417	4,819,590	2,379,362				
					31XX-EQUIPMENT	9,076,000	7,082,111	5,031,566				
					32XX-LAND & STRUCTURES	65,000	1,225					
					4101-URBAN SEARCH & RESCUE	19,194,226	19,194,226	5,291,353				
					5-ADMINISTRATION Total					634,482,746	550,617,473	266,821,011
					1606DR Total					2,069,942,586	1,945,155,205	1,360,578,354
1607DR	LOUISIANA	RITA	9/24/2005	1-HUMAN SERVICES	2503-UNEMPLOYMENT	11,785,488	11,785,488	11,785,488				
					2592-INSPECTIONS	30,934,542	30,934,542	23,893,460				
					4149-OTHER NEEDS ASSISTANCE	106,800,000	106,800,000	104,378,189				
					414X-HOUSING ASSISTANCE	406,321,649	406,321,649	405,397,019				
					MANUFACTURED HOUSING	13,915,895	1,515,370	1,515,370				
				1-HUMAN SERVICES Total					569,757,574	557,357,049	546,969,526	
				2-INFRASTRUCTURE	2594-INSPECTIONS	5,922,000	4,915,000	3,474,329				
					416X-PUBLIC ASSISTANCE	326,812,097	325,406,680	167,511,566				
				2-INFRASTRUCTURE Total					332,734,097	330,321,680	170,985,895	
				3-MITIGATION	2593-INSPECTIONS	4,844,983	4,134,943	2,121,777				
					4173-HAZARD MITIGATION	433,544	433,544	12,504				
				3-MITIGATION Total					5,278,527	4,568,487	2,134,281	
				4-OPERATIONS	2507-MISSIONS-TA	600,000	600,000	264,985				
					2508-MISSIONS-DFA	438,921,000	425,036,000	92,310,238				
				4-OPERATIONS Total					439,521,000	425,636,000	92,575,223	
				5-ADMINISTRATION	11XX-SALARIES & BENEFITS	14,288,421	14,250,076	14,250,076				
					21XX-TRAVEL	4,104,800	4,102,686	3,905,343				
					22XX-TRANSPORTION	1,212,000	1,146,601	737,224				
					23XX-RENT, COMM, UTILITIES	10,924,350	8,526,651	6,231,580				
					24XX-PRINT & REPRO	520,000	481,843	103,936				
					2501-MISSIONS-FOS	38,323,185	38,323,185	18,725,070				
					25XX-OTHER SERVICES	306,450,237	270,503,861	103,957,442				
					26XX-SUPPLIES & MATERIALS	40,390,770	39,271,985	29,778,058				
					31XX-EQUIPMENT	4,119,000	3,297,019	1,202,744				
					32XX-LAND & STRUCTURES	400,000	400,000					
					4101-URBAN SEARCH & RESCUE	3,206,000	3,086,000	1,275,863				
					5-ADMINISTRATION Total					423,938,763	383,389,906	180,167,335
1607DR Total					1,771,229,961	1,701,273,123	992,832,260					
1609DR	FLORIDA	WILMA	10/24/2005	1-HUMAN SERVICES	2503-UNEMPLOYMENT	6,050,125	6,050,125	6,050,125				
					2504-CRISIS COUNSELING-NIMH	8,246,808	3,246,808	3,246,808				
					2576-LEGAL SERVICES	5,000	5,000	5,000				
					2592-INSPECTIONS	48,379,400	44,354,901	38,994,294				
					4149-OTHER NEEDS ASSISTANCE	183,000,000	159,000,000	144,338,482				
					414X-HOUSING ASSISTANCE	163,715,000	157,695,000	147,527,407				
					4152-CRISIS COUNSELING-SCC	2,628,148	2,424,122	1,698,505				
					MANUFACTURED HOUSING	87,013,000	81,574,476	66,959,792				
					1-HUMAN SERVICES Total					499,037,481	454,350,432	408,820,413
					2-INFRASTRUCTURE	2594-INSPECTIONS	50,641,806	37,215,706	32,053,424			
				416X-PUBLIC ASSISTANCE		1,066,050,000	1,060,024,043	640,583,337				
				2-INFRASTRUCTURE Total					1,116,691,806	1,097,239,749	672,636,760	
				3-MITIGATION	2593-INSPECTIONS	1,000,000	934,797	440,933				
				3-MITIGATION Total					1,000,000	934,797	440,933	
				4-OPERATIONS	2507-MISSIONS-TA	700,000	700,000	321,476				
					2508-MISSIONS-DFA	233,328,384	233,238,384	2,902,983				
				4-OPERATIONS Total					234,028,384	233,938,384	3,224,459	
				5-ADMINISTRATION	11XX-SALARIES & BENEFITS	37,113,330	34,980,780	34,980,780				
					21XX-TRAVEL	14,859,700	14,563,509	13,603,861				
					22XX-TRANSPORTION	13,625,440	12,625,440	4,503,646				
23XX-RENT, COMM, UTILITIES	7,812,605	7,345,912	6,042,216									
24XX-PRINT & REPRO	548,500	286,870	215,200									
2501-MISSIONS-FOS	147,229,012	146,309,959	29,194,169									
25XX-OTHER SERVICES	31,382,000	18,250,662	5,055,751									
26XX-SUPPLIES & MATERIALS	91,470,000	85,810,919	3,891,825									

PROG CODE	STATE NAME	EVENT NAME	DECLARED	PROGRAM AREA	PROGRAM NAME	ALLOCATIONS	OBLIGATIONS	EXPENDITURES
					31XX-EQUIPMENT	2,346,000	2,985,948	1,129,144
					32XX-LAND & STRUCTURES	99,225	82,255	82,255
					4101-URBAN SEARCH & RESCUE	6,216,000	5,963,794	584,618
				5-ADMINISTRATION Total		352,701,812	329,206,049	99,283,466
1609DR Total						2,203,459,483	2,115,669,411	1,184,406,031
3212EM	LOUISIANA	KATRINA	8/27/2005	2-INFRASTRUCTURE	416X-PUBLIC ASSISTANCE			
				2-INFRASTRUCTURE Total				
				4-OPERATIONS	2508-MISSIONS-DFA	1,500,000	1,500,000	2,096
				4-OPERATIONS Total		1,500,000	1,500,000	2,096
				5-ADMINISTRATION	11XX-SALARIES & BENEFITS	1,922	1,922	1,922
					21XX-TRAVEL	5,559	5,559	5,559
					22XX-TRANSPORTION			
					23XX-RENT, COMM, UTILITIES	588,577	588,577	577,493
					24XX-PRINT & REPRO			
					2501-MISSIONS-FOS	6,370,000	6,370,000	134,840
					25XX-OTHER SERVICES	40,000	40,000	40,000
					26XX-SUPPLIES & MATERIALS	2,000	2,000	1,284
					31XX-EQUIPMENT			
				5-ADMINISTRATION Total		7,008,058	7,008,058	761,098
3212EM Total						8,508,058	8,508,058	763,194
3213EM	MISSISSIPPI	KATRINA	8/28/2005	2-INFRASTRUCTURE	416X-PUBLIC ASSISTANCE			
				2-INFRASTRUCTURE Total				
				4-OPERATIONS	2507-MISSIONS-TA			
					2508-MISSIONS-DFA			
				4-OPERATIONS Total				
				5-ADMINISTRATION	11XX-SALARIES & BENEFITS	288	288	288
					21XX-TRAVEL			
					22XX-TRANSPORTION			
					23XX-RENT, COMM, UTILITIES			
					24XX-PRINT & REPRO			
					2501-MISSIONS-FOS	2,612,457	2,612,457	157,229
					25XX-OTHER SERVICES	9,840	9,840	
					26XX-SUPPLIES & MATERIALS			
				5-ADMINISTRATION Total		2,622,585	2,622,585	157,517
3213EM Total						2,622,585	2,622,585	157,517
3214EM	ALABAMA	KATRINA	8/28/2005	2-INFRASTRUCTURE	416X-PUBLIC ASSISTANCE			
				2-INFRASTRUCTURE Total				
				4-OPERATIONS	2507-MISSIONS-TA			
					2508-MISSIONS-DFA			
				4-OPERATIONS Total				
				5-ADMINISTRATION	11XX-SALARIES & BENEFITS			
					21XX-TRAVEL			
					22XX-TRANSPORTION			
					23XX-RENT, COMM, UTILITIES	30,000	30,000	30,000
					24XX-PRINT & REPRO			
					2501-MISSIONS-FOS	31,478	31,478	
					26XX-SUPPLIES & MATERIALS			
					31XX-EQUIPMENT	22,976	22,976	22,976
				5-ADMINISTRATION Total		84,454	84,454	52,976
3214EM Total						84,454	84,454	52,976
3215EM	ARKANSAS	KATRINA	9/2/2005	2-INFRASTRUCTURE	2594-INSPECTIONS	1,583,900	1,584,295	1,520,135
					416X-PUBLIC ASSISTANCE	44,741,591	44,741,591	43,099,144
				2-INFRASTRUCTURE Total		46,325,491	46,325,886	44,619,279
				4-OPERATIONS	2508-MISSIONS-DFA	3,500,000	3,500,000	
				4-OPERATIONS Total		3,500,000	3,500,000	
				5-ADMINISTRATION	11XX-SALARIES & BENEFITS	1,550,253	1,547,325	1,547,325
					21XX-TRAVEL	1,712,002	1,703,916	1,667,941
					22XX-TRANSPORTION	17,100	16,125	8,585
					23XX-RENT, COMM, UTILITIES	391,644	353,035	315,479
					24XX-PRINT & REPRO	2,780	2,779	2,234
					2501-MISSIONS-FOS	575,295	580,000	7,452
					25XX-OTHER SERVICES	7,500	2,870	1,125
					26XX-SUPPLIES & MATERIALS	85,580	103,709	70,271
					31XX-EQUIPMENT	53,280	53,279	33,422
					32XX-LAND & STRUCTURES			
				5-ADMINISTRATION Total		4,395,434	4,363,039	3,653,834

PROG CODE	STATE NAME	EVENT NAME	DECLARED	PROGRAM AREA	PROGRAM NAME	ALLOCATIONS	OBLIGATIONS	EXPENDITURES
3215EM Total						54,220,925	54,188,925	48,273,113
3216EM	TEXAS	KATRINA	9/2/2005	2-INFRASTRUCTURE	2594-INSPECTIONS	6,508,500	4,765,237	3,393,621
					416X-PUBLIC ASSISTANCE	541,942,199	541,188,425	464,242,419
				2-INFRASTRUCTURE Total		548,450,699	545,953,662	467,636,040
				4-OPERATIONS	2508-MISSIONS-DFA	36,490,346	36,490,346	1,336,060
				4-OPERATIONS Total		36,490,346	36,490,346	1,336,060
				5-ADMINISTRATION	11XX-SALARIES & BENEFITS	2,634,491	2,500,422	2,500,422
					21XX-TRAVEL	2,861,405	2,860,623	2,841,843
					22XX-TRANSPORTION	84,000	38,683	21,890
					23XX-RENT, COMM, UTILITIES	2,095,492	2,061,022	1,518,943
					24XX-PRINT & REPRO	91,491	37,054	27,736
					2501-MISSIONS-FOS	9,512,826	9,512,826	643,354
					25XX-OTHER SERVICES	902,386	483,886	236,756
					26XX-SUPPLIES & MATERIALS	1,195,559	1,145,579	995,902
					31XX-EQUIPMENT	602,827	507,457	434,280
					5-ADMINISTRATION Total		19,980,478	19,147,553
3216EM Total						604,921,523	601,591,560	478,193,227
3217EM	TENNESSEE	KATRINA	9/5/2005	2-INFRASTRUCTURE	416X-PUBLIC ASSISTANCE	29,000,000	27,596,970	25,884,219
				2-INFRASTRUCTURE Total		29,000,000	27,596,970	25,884,219
				4-OPERATIONS	2507-MISSIONS-TA	5,000	5,000	
				4-OPERATIONS Total		5,000	5,000	
				5-ADMINISTRATION	11XX-SALARIES & BENEFITS	13,380	13,380	13,380
					21XX-TRAVEL	67,983	67,983	67,983
					22XX-TRANSPORTION			
					23XX-RENT, COMM, UTILITIES			
					24XX-PRINT & REPRO			
					2501-MISSIONS-FOS	2,000	2,000	
26XX-SUPPLIES & MATERIALS								
5-ADMINISTRATION Total		83,363	83,363	81,363				
3217EM Total						29,088,363	27,685,333	25,965,582
3218EM	GEORGIA	KATRINA	9/5/2005	2-INFRASTRUCTURE	416X-PUBLIC ASSISTANCE	20,900,000	16,976,883	9,399,550
				2-INFRASTRUCTURE Total		20,900,000	16,976,883	9,399,550
				5-ADMINISTRATION	11XX-SALARIES & BENEFITS			
					21XX-TRAVEL	767	767	767
					22XX-TRANSPORTION			
					23XX-RENT, COMM, UTILITIES			
					24XX-PRINT & REPRO			
					2501-MISSIONS-FOS	52,000	52,000	
				26XX-SUPPLIES & MATERIALS				
				5-ADMINISTRATION Total		52,767	52,767	767
3218EM Total						20,952,767	17,029,650	9,400,317
3219EM	OKLAHOMA	KATRINA	9/5/2005	2-INFRASTRUCTURE	416X-PUBLIC ASSISTANCE	14,250,313	12,486,777	11,854,631
				2-INFRASTRUCTURE Total		14,250,313	12,486,777	11,854,631
				5-ADMINISTRATION	11XX-SALARIES & BENEFITS	85,951	72,669	72,669
					21XX-TRAVEL	88,459	88,459	75,855
					22XX-TRANSPORTION	500		
					23XX-RENT, COMM, UTILITIES			
					24XX-PRINT & REPRO	1,000	756	756
					25XX-OTHER SERVICES			
					26XX-SUPPLIES & MATERIALS	1,000	54	54
					31XX-EQUIPMENT			
5-ADMINISTRATION Total		176,910	161,938	149,334				
3219EM Total						14,427,223	12,648,715	12,003,965
3220EM	FLORIDA	KATRINA	9/5/2005	2-INFRASTRUCTURE	416X-PUBLIC ASSISTANCE	9,200,000	7,845,819	2,281,240
				2-INFRASTRUCTURE Total		9,200,000	7,845,819	2,281,240
				5-ADMINISTRATION	11XX-SALARIES & BENEFITS	2,272	2,272	2,272
					21XX-TRAVEL			
					22XX-TRANSPORTION			
					23XX-RENT, COMM, UTILITIES			
					24XX-PRINT & REPRO			
					2501-MISSIONS-FOS			
					26XX-SUPPLIES & MATERIALS			
					5-ADMINISTRATION Total		2,272	2,272
3220EM Total						9,202,272	7,848,091	2,283,512
3221EM	WEST VIRGINIA	KATRINA	9/5/2005	2-INFRASTRUCTURE	416X-PUBLIC ASSISTANCE	783,000	782,658	595,338
				2-INFRASTRUCTURE Total		783,000	782,658	595,338

PROG CODE	STATE NAME	EVENT NAME	DECLARED	PROGRAM AREA	PROGRAM NAME	ALLOCATIONS	OBLIGATIONS	EXPENDITURES
				5-ADMINISTRATION	11XX-SALARIES & BENEFITS	87,195	75,094	75,094
					21XX-TRAVEL	36,522	28,302	28,302
					22XX-TRANSPORTION			
					23XX-RENT, COMM, UTILITIES			
					24XX-PRINT & REPRO			
					26XX-SUPPLIES & MATERIALS			
						94	94	94
				5-ADMINISTRATION Total		123,811	103,490	103,490
3221EM Total						906,811	886,148	698,828
3222EM	NORTH CAROLINA	KATRINA	9/5/2005	2-INFRASTRUCTURE	416X-PUBLIC ASSISTANCE	2,000,000	1,980,608	1,563,238
				2-INFRASTRUCTURE Total		2,000,000	1,980,608	1,563,238
				5-ADMINISTRATION	11XX-SALARIES & BENEFITS	261	261	261
					21XX-TRAVEL			
					22XX-TRANSPORTION			
					23XX-RENT, COMM, UTILITIES			
					24XX-PRINT & REPRO			
					2501-MISSIONS-FOS	2,000	2,000	
					26XX-SUPPLIES & MATERIALS			
				5-ADMINISTRATION Total		2,261	2,261	261
3222EM Total						2,002,261	1,982,869	1,563,498
3223EM	UTAH	KATRINA	9/5/2005	2-INFRASTRUCTURE	2594-INSPECTIONS	10,000		
					416X-PUBLIC ASSISTANCE	1,528,849	1,528,849	1,410,025
				2-INFRASTRUCTURE Total		1,538,849	1,528,849	1,410,025
				4-OPERATIONS	2507-MISSIONS-TA			
					2508-MISSIONS-DFA			
				4-OPERATIONS Total				
				5-ADMINISTRATION	11XX-SALARIES & BENEFITS	35,606	19,962	19,962
					21XX-TRAVEL	39,192	39,184	31,276
					22XX-TRANSPORTION			
					23XX-RENT, COMM, UTILITIES			
					24XX-PRINT & REPRO			
					26XX-SUPPLIES & MATERIALS			
				5-ADMINISTRATION Total		7,000	4,000	
3223EM Total						81,798	63,146	51,238
3224EM	COLORADO	KATRINA	9/5/2005	2-INFRASTRUCTURE	416X-PUBLIC ASSISTANCE	13,597,030	13,534,963	13,500,827
				2-INFRASTRUCTURE Total		13,597,030	13,534,963	13,500,827
				4-OPERATIONS	2508-MISSIONS-DFA			
				4-OPERATIONS Total				
				5-ADMINISTRATION	11XX-SALARIES & BENEFITS	454,397	435,370	435,370
					21XX-TRAVEL	186,783	177,329	168,440
					22XX-TRANSPORTION	500	16	
					23XX-RENT, COMM, UTILITIES			
					24XX-PRINT & REPRO			
					2501-MISSIONS-FOS			
					26XX-SUPPLIES & MATERIALS			
				5-ADMINISTRATION Total		7,000	4,000	1,729
3224EM Total						648,680	616,716	605,539
3225EM	MICHIGAN	KATRINA	9/7/2005	2-INFRASTRUCTURE	416X-PUBLIC ASSISTANCE	1,920,000	1,703,588	1,653,296
				2-INFRASTRUCTURE Total		1,920,000	1,703,588	1,653,296
				5-ADMINISTRATION	11XX-SALARIES & BENEFITS	361,334	213,700	213,700
					21XX-TRAVEL	238,260	202,301	165,000
					22XX-TRANSPORTION	1,000	500	493
					23XX-RENT, COMM, UTILITIES			
					24XX-PRINT & REPRO			
					26XX-SUPPLIES & MATERIALS	2,000	2,000	712
					31XX-EQUIPMENT	1,000		
				5-ADMINISTRATION Total		603,594	418,501	379,904
3225EM Total						2,523,594	2,122,089	2,033,200
3226EM	DISTRICT OF COLUMBIA	KATRINA	9/7/2005	2-INFRASTRUCTURE	416X-PUBLIC ASSISTANCE	1,838,568	1,836,498	
				2-INFRASTRUCTURE Total		1,838,568	1,836,498	
				5-ADMINISTRATION	11XX-SALARIES & BENEFITS	54,856	15,430	15,430
					21XX-TRAVEL	45,947	38,623	38,623
					22XX-TRANSPORTION			
					23XX-RENT, COMM, UTILITIES			
					24XX-PRINT & REPRO			
					26XX-SUPPLIES & MATERIALS			
				5-ADMINISTRATION Total		100,803	54,053	54,053

PROG CODE	STATE NAME	EVENT NAME	DECLARED	PROGRAM AREA	PROGRAM NAME	ALLOCATIONS	OBLIGATIONS	EXPENDITURES
3226EM Total						1,939,371	1,890,551	54,053
3227EM	WASHINGTON	KATRINA	9/7/2005	2-INFRASTRUCTURE	416X-PUBLIC ASSISTANCE	2,998,033	2,998,031	
				2-INFRASTRUCTURE Total		2,998,033	2,998,031	
				5-ADMINISTRATION	11XX-SALARIES & BENEFITS	292,715	252,019	252,019
					21XX-TRAVEL	138,218	130,901	112,171
					22XX-TRANSPORTION			
					23XX-RENT, COMM, UTILITIES			
					24XX-PRINT & REPRO			
					26XX-SUPPLIES & MATERIALS	113	113	113
				5-ADMINISTRATION Total		431,046	383,032	364,302
3227EM Total						3,429,079	3,381,064	364,302
3228EM	OREGON	KATRINA	9/7/2005	2-INFRASTRUCTURE	416X-PUBLIC ASSISTANCE	2,047,247	2,047,243	597,770
				2-INFRASTRUCTURE Total		2,047,247	2,047,243	597,770
				5-ADMINISTRATION	11XX-SALARIES & BENEFITS	24,131	17,674	17,674
					21XX-TRAVEL	20,922	20,422	13,842
					22XX-TRANSPORTION			
					23XX-RENT, COMM, UTILITIES			
					24XX-PRINT & REPRO			
					26XX-SUPPLIES & MATERIALS			
				5-ADMINISTRATION Total		45,053	38,096	31,516
3228EM Total						2,092,300	2,085,339	629,287
3229EM	NEW MEXICO	KATRINA	9/7/2005	2-INFRASTRUCTURE	2594-INSPECTIONS	139,828	139,836	104,251
					416X-PUBLIC ASSISTANCE	2,000,000	1,486,672	32,569
				2-INFRASTRUCTURE Total		2,139,828	1,626,508	136,820
				5-ADMINISTRATION	11XX-SALARIES & BENEFITS	56,149	25,737	25,737
					21XX-TRAVEL	44,242	44,242	40,572
					22XX-TRANSPORTION	2,500		
					23XX-RENT, COMM, UTILITIES			
					24XX-PRINT & REPRO			
					25XX-OTHER SERVICES	500	37	37
					26XX-SUPPLIES & MATERIALS			
					31XX-EQUIPMENT	3,116	116	16
				5-ADMINISTRATION Total		106,507	70,132	66,361
3229EM Total						2,246,335	1,696,640	203,181
3230EM	ILLINOIS	KATRINA	9/7/2005	2-INFRASTRUCTURE	416X-PUBLIC ASSISTANCE	2,418,578	1,537,652	1,083,019
				2-INFRASTRUCTURE Total		2,418,578	1,537,652	1,083,019
				5-ADMINISTRATION	11XX-SALARIES & BENEFITS	146,281	133,613	133,613
					21XX-TRAVEL	103,837	90,418	54,595
					22XX-TRANSPORTION			
					23XX-RENT, COMM, UTILITIES			
					24XX-PRINT & REPRO			
					26XX-SUPPLIES & MATERIALS			
				5-ADMINISTRATION Total		250,118	224,031	188,208
3230EM Total						2,668,696	1,761,683	1,271,227
3231EM	KENTUCKY	KATRINA	9/10/2005	2-INFRASTRUCTURE	416X-PUBLIC ASSISTANCE	4,300,000	4,259,405	1,662,933
				2-INFRASTRUCTURE Total		4,300,000	4,259,405	1,662,933
				5-ADMINISTRATION	11XX-SALARIES & BENEFITS			
					21XX-TRAVEL	7,961	7,961	7,961
					22XX-TRANSPORTION			
					23XX-RENT, COMM, UTILITIES			
					24XX-PRINT & REPRO			
					2501-MISSIONS-FOS	2,000	2,000	
					26XX-SUPPLIES & MATERIALS			
				5-ADMINISTRATION Total		9,961	9,961	7,961
3231EM Total						4,309,961	4,269,366	1,670,893
3232EM	MISSOURI	KATRINA	9/10/2005	2-INFRASTRUCTURE	416X-PUBLIC ASSISTANCE	2,005,000	1,958,975	34,900
				2-INFRASTRUCTURE Total		2,005,000	1,958,975	34,900
				5-ADMINISTRATION	11XX-SALARIES & BENEFITS	426,072	399,412	399,412
					21XX-TRAVEL	233,823	231,172	216,635
					22XX-TRANSPORTION	1,000	1,000	1,000
					23XX-RENT, COMM, UTILITIES			
					24XX-PRINT & REPRO			
					2501-MISSIONS-FOS	5,000	5,000	
					26XX-SUPPLIES & MATERIALS	5,000	5,000	4,328
				5-ADMINISTRATION Total		670,895	641,584	621,375
3232EM Total						2,675,895	2,600,558	656,275

PROG CODE	STATE NAME	EVENT NAME	DECLARED	PROGRAM AREA	PROGRAM NAME	ALLOCATIONS	OBLIGATIONS	EXPENDITURES
3233EM	SOUTH CAROLINA	KATRINA	9/10/2005	2-INFRASTRUCTURE	416X-PUBLIC ASSISTANCE	3,614,915	3,507,849	3,468,013
				2-INFRASTRUCTURE Total		3,614,915	3,507,849	3,468,013
				5-ADMINISTRATION	11XX-SALARIES & BENEFITS			
					21XX-TRAVEL	40,089	40,089	40,089
					22XX-TRANSPORTION			
					23XX-RENT, COMM, UTILITIES			
					24XX-PRINT & REPRO			
	2501-MISSIONS-FOS	2,000	2,000					
	26XX-SUPPLIES & MATERIALS							
5-ADMINISTRATION Total		42,089	42,089	40,089				
3233EM Total						3,657,004	3,549,938	3,508,102
3234EM	SOUTH DAKOTA	KATRINA	9/10/2005	2-INFRASTRUCTURE	416X-PUBLIC ASSISTANCE	261,722	261,676	211,332
				2-INFRASTRUCTURE Total		261,722	261,676	211,332
				5-ADMINISTRATION	11XX-SALARIES & BENEFITS			
					21XX-TRAVEL	20,700	2,086	2,086
					22XX-TRANSPORTION	10,000	10,000	8,266
					23XX-RENT, COMM, UTILITIES			
					24XX-PRINT & REPRO			
	26XX-SUPPLIES & MATERIALS	2,000						
5-ADMINISTRATION Total		32,700	12,086	10,352				
3234EM Total						294,422	273,761	221,684
3235EM	PENNSYLVANIA	KATRINA	9/10/2005	2-INFRASTRUCTURE	416X-PUBLIC ASSISTANCE	2,861,000	2,859,834	2,028,427
				2-INFRASTRUCTURE Total		2,861,000	2,859,834	2,028,427
				5-ADMINISTRATION	11XX-SALARIES & BENEFITS			
					21XX-TRAVEL	174,346	170,500	170,500
					22XX-TRANSPORTION	101,429	92,583	90,341
					23XX-RENT, COMM, UTILITIES			
					24XX-PRINT & REPRO			
	26XX-SUPPLIES & MATERIALS							
5-ADMINISTRATION Total		275,775	263,082	260,840				
3235EM Total						3,136,775	3,122,916	2,289,268
3236EM	KANSAS	KATRINA	9/10/2005	2-INFRASTRUCTURE	416X-PUBLIC ASSISTANCE	163,200	163,069	153,933
				2-INFRASTRUCTURE Total		163,200	163,069	153,933
				5-ADMINISTRATION	11XX-SALARIES & BENEFITS			
					21XX-TRAVEL			
					22XX-TRANSPORTION			
					23XX-RENT, COMM, UTILITIES			
					24XX-PRINT & REPRO			
	26XX-SUPPLIES & MATERIALS							
5-ADMINISTRATION Total		309	187	187				
3236EM Total						163,509	163,255	154,120
3237EM	ALABAMA	KATRINA	9/10/2005	2-INFRASTRUCTURE	416X-PUBLIC ASSISTANCE	3,000,000	2,840,416	2,772,802
				2-INFRASTRUCTURE Total		3,000,000	2,840,416	2,772,802
				4-OPERATIONS	2508-MISSIONS-DFA	1,000,000	1,000,000	
				4-OPERATIONS Total		1,000,000	1,000,000	
				5-ADMINISTRATION	11XX-SALARIES & BENEFITS			
					21XX-TRAVEL			
					22XX-TRANSPORTION			
	23XX-RENT, COMM, UTILITIES							
	24XX-PRINT & REPRO							
	26XX-SUPPLIES & MATERIALS							
5-ADMINISTRATION Total								
3237EM Total						4,000,000	3,840,416	2,772,802
3238EM	INDIANA	KATRINA	9/10/2005	2-INFRASTRUCTURE	416X-PUBLIC ASSISTANCE	4,127,992	3,930,006	36,250
				2-INFRASTRUCTURE Total		4,127,992	3,930,006	36,250
				5-ADMINISTRATION	11XX-SALARIES & BENEFITS			
					21XX-TRAVEL	12,264	1,942	1,942
					22XX-TRANSPORTION	10,600	450	354
					23XX-RENT, COMM, UTILITIES			
					24XX-PRINT & REPRO			
	26XX-SUPPLIES & MATERIALS							
5-ADMINISTRATION Total		22,864	2,392	2,297				
3238EM Total						4,150,856	3,932,398	38,546
3239EM	IOWA	KATRINA	9/10/2005	2-INFRASTRUCTURE	416X-PUBLIC ASSISTANCE	222,618	222,618	215,650
				2-INFRASTRUCTURE Total		222,618	222,618	215,650
				5-ADMINISTRATION	11XX-SALARIES & BENEFITS	10,350	712	712

PROG CODE	STATE NAME	EVENT NAME	DECLARED	PROGRAM AREA	PROGRAM NAME	ALLOCATIONS	OBLIGATIONS	EXPENDITURES
					21XX-TRAVEL	4,928	4,928	4,928
					22XX-TRANSPORTION			
					23XX-RENT, COMM, UTILITIES			
					24XX-PRINT & REPRO			
					26XX-SUPPLIES & MATERIALS			
					5-ADMINISTRATION Total	15,278	5,639	5,639
3239EM Total						237,895	228,257	221,289
3240EM	VIRGINIA	KATRINA	9/12/2005	2-INFRASTRUCTURE	2594-INSPECTIONS	339,100	339,100	183,181
					416X-PUBLIC ASSISTANCE	254,000	253,746	240,500
					2-INFRASTRUCTURE Total	593,100	592,846	423,680
				5-ADMINISTRATION	11XX-SALARIES & BENEFITS	102,910	100,785	100,785
					21XX-TRAVEL	28,000	10,737	10,737
					22XX-TRANSPORTION			
					23XX-RENT, COMM, UTILITIES			
					24XX-PRINT & REPRO			
					26XX-SUPPLIES & MATERIALS			
					5-ADMINISTRATION Total	130,910	111,522	111,522
3240EM Total						724,010	704,368	535,202
3241EM	ARIZONA	KATRINA	9/12/2005	2-INFRASTRUCTURE	416X-PUBLIC ASSISTANCE	5,292,410	5,292,115	5,170,708
					2-INFRASTRUCTURE Total	5,292,410	5,292,115	5,170,708
				5-ADMINISTRATION	11XX-SALARIES & BENEFITS	76,680	80,990	80,990
					21XX-TRAVEL	180,758	169,825	168,520
					22XX-TRANSPORTION			
					23XX-RENT, COMM, UTILITIES			
					24XX-PRINT & REPRO			
					2501-MISSIONS-FOS	2,000,000	2,000,000	1,963
					26XX-SUPPLIES & MATERIALS			
					5-ADMINISTRATION Total	2,257,438	2,250,815	251,473
3241EM Total						7,549,848	7,542,930	5,422,182
3242EM	MINNESOTA	KATRINA	9/13/2005	2-INFRASTRUCTURE	416X-PUBLIC ASSISTANCE	15,000,000	3,893,657	1,433,962
					2-INFRASTRUCTURE Total	15,000,000	3,893,657	1,433,962
				5-ADMINISTRATION	11XX-SALARIES & BENEFITS	11,150		
					21XX-TRAVEL	13,300	1,827	
					22XX-TRANSPORTION			
					23XX-RENT, COMM, UTILITIES			
					24XX-PRINT & REPRO			
					26XX-SUPPLIES & MATERIALS			
					5-ADMINISTRATION Total	24,450	1,827	
3242EM Total						15,024,450	3,895,484	1,433,962
3243EM	NEVADA	KATRINA	9/13/2005	2-INFRASTRUCTURE	416X-PUBLIC ASSISTANCE	1,000,000	705,623	495,029
					2-INFRASTRUCTURE Total	1,000,000	705,623	495,029
				5-ADMINISTRATION	11XX-SALARIES & BENEFITS	102,420	101,535	101,535
					21XX-TRAVEL	214,799	197,088	189,334
					22XX-TRANSPORTION			
					23XX-RENT, COMM, UTILITIES			
					24XX-PRINT & REPRO			
					26XX-SUPPLIES & MATERIALS			
					5-ADMINISTRATION Total	317,219	298,623	290,870
3243EM Total						1,317,219	1,004,246	785,899
3244EM	IDAHO	KATRINA	9/13/2005	2-INFRASTRUCTURE	416X-PUBLIC ASSISTANCE	584,137	584,134	143,336
					2-INFRASTRUCTURE Total	584,137	584,134	143,336
				5-ADMINISTRATION	11XX-SALARIES & BENEFITS	20,700	5,965	5,965
					21XX-TRAVEL	15,000	4,143	3,894
					22XX-TRANSPORTION			
					23XX-RENT, COMM, UTILITIES			
					24XX-PRINT & REPRO			
					26XX-SUPPLIES & MATERIALS			
					5-ADMINISTRATION Total	35,700	10,108	9,860
3244EM Total						619,837	594,243	153,195
3245EM	NEBRASKA	KATRINA	9/13/2005	2-INFRASTRUCTURE	416X-PUBLIC ASSISTANCE	210,100	210,100	73,846
					2-INFRASTRUCTURE Total	210,100	210,100	73,846
				5-ADMINISTRATION	11XX-SALARIES & BENEFITS			
					21XX-TRAVEL	1,302	1,302	1,302
					22XX-TRANSPORTION			
					23XX-RENT, COMM, UTILITIES			
					24XX-PRINT & REPRO			

PROG CODE	STATE NAME	EVENT NAME	DECLARED	PROGRAM AREA	PROGRAM NAME	ALLOCATIONS	OBLIGATIONS	EXPENDITURES
					26XX-SUPPLIES & MATERIALS			
				5-ADMINISTRATION Total		1,302	1,302	1,302
3245EM Total						211,402	211,402	75,147
3246EM	CONNECTICUT	KATRINA	9/13/2005	2-INFRASTRUCTURE	416X-PUBLIC ASSISTANCE	1,000,000	682,938	
				2-INFRASTRUCTURE Total		1,000,000	682,938	
				5-ADMINISTRATION	11XX-SALARIES & BENEFITS	23,373	17,516	17,516
					21XX-TRAVEL	19,928	19,928	6,209
					22XX-TRANSPORTION			
					23XX-RENT, COMM, UTILITIES			
					24XX-PRINT & REPRO			
					26XX-SUPPLIES & MATERIALS			
				5-ADMINISTRATION Total		43,301	37,443	23,725
3246EM Total						1,043,301	720,381	23,725
3247EM	NORTH DAKOTA	KATRINA	9/13/2005	2-INFRASTRUCTURE	416X-PUBLIC ASSISTANCE	23,747	23,747	
				2-INFRASTRUCTURE Total		23,747	23,747	
				5-ADMINISTRATION	11XX-SALARIES & BENEFITS	20,700	9,037	9,037
					21XX-TRAVEL	17,053	17,052	16,689
					22XX-TRANSPORTION	500		
					23XX-RENT, COMM, UTILITIES			
					24XX-PRINT & REPRO			
					25XX-OTHER SERVICES	1,233	1,233	
					26XX-SUPPLIES & MATERIALS	2,500		
				5-ADMINISTRATION Total		41,985	27,322	25,726
3247EM Total						65,732	51,069	25,726
3248EM	CALIFORNIA	KATRINA	9/13/2005	2-INFRASTRUCTURE	416X-PUBLIC ASSISTANCE	200,000	1,289	
				2-INFRASTRUCTURE Total		200,000	1,289	
				5-ADMINISTRATION	11XX-SALARIES & BENEFITS	338,820	350,873	350,873
					21XX-TRAVEL	364,500	335,455	314,235
					22XX-TRANSPORTION			
					23XX-RENT, COMM, UTILITIES			
					24XX-PRINT & REPRO			
					26XX-SUPPLIES & MATERIALS			
				5-ADMINISTRATION Total		703,320	686,329	665,108
3248EM Total						903,320	687,617	665,108
3249EM	WISCONSIN	KATRINA	9/13/2005	2-INFRASTRUCTURE	416X-PUBLIC ASSISTANCE	3,501,228	2,970,100	868,441
				2-INFRASTRUCTURE Total		3,501,228	2,970,100	868,441
				5-ADMINISTRATION	11XX-SALARIES & BENEFITS	11,437	1,137	1,137
					21XX-TRAVEL	13,300	88	88
					22XX-TRANSPORTION			
					23XX-RENT, COMM, UTILITIES			
					24XX-PRINT & REPRO			
					26XX-SUPPLIES & MATERIALS			
				5-ADMINISTRATION Total		24,737	1,225	1,225
3249EM Total						3,525,965	2,971,325	869,666
3250EM	OHIO	KATRINA	9/13/2005	2-INFRASTRUCTURE	416X-PUBLIC ASSISTANCE	2,518,180	2,491,579	1,883,928
				2-INFRASTRUCTURE Total		2,518,180	2,491,579	1,883,928
				5-ADMINISTRATION	11XX-SALARIES & BENEFITS	12,050		
					21XX-TRAVEL	13,300		
					22XX-TRANSPORTION			
					23XX-RENT, COMM, UTILITIES			
					24XX-PRINT & REPRO			
					26XX-SUPPLIES & MATERIALS			
				5-ADMINISTRATION Total		25,350		
3250EM Total						2,543,530	2,491,579	1,883,928
3251EM	MARYLAND	KATRINA	9/13/2005	2-INFRASTRUCTURE	416X-PUBLIC ASSISTANCE	1,637,550	1,566,521	1,103,896
				2-INFRASTRUCTURE Total		1,637,550	1,566,521	1,103,896
				5-ADMINISTRATION	11XX-SALARIES & BENEFITS	44,214	28,479	28,479
					21XX-TRAVEL	62,112	54,443	54,443
					22XX-TRANSPORTION			
					23XX-RENT, COMM, UTILITIES			
					24XX-PRINT & REPRO			
					26XX-SUPPLIES & MATERIALS			
				5-ADMINISTRATION Total		106,326	82,921	82,921
3251EM Total						1,743,876	1,649,442	1,186,817
3252EM	MASSACHUSETTS	KATRINA	9/13/2005	2-INFRASTRUCTURE	416X-PUBLIC ASSISTANCE	5,750,000	5,592,512	5,478,905
				2-INFRASTRUCTURE Total		5,750,000	5,592,512	5,478,905

PROG CODE	STATE NAME	EVENT NAME	DECLARED	PROGRAM AREA	PROGRAM NAME	ALLOCATIONS	OBLIGATIONS	EXPENDITURES
				5-ADMINISTRATION	11XX-SALARIES & BENEFITS	269,030	263,292	263,292
					21XX-TRAVEL	165,166	130,566	126,946
					22XX-TRANSPORTION	1,000	1,000	1,000
					23XX-RENT, COMM, UTILITIES			
					24XX-PRINT & REPRO			
					26XX-SUPPLIES & MATERIALS			
				5-ADMINISTRATION Total		435,196	394,858	391,239
3252EM Total						6,185,196	5,987,371	5,870,144
3253EM	MONTANA	KATRINA	9/13/2005	2-INFRASTRUCTURE	416X-PUBLIC ASSISTANCE	400,000	397,372	117,810
				2-INFRASTRUCTURE Total		400,000	397,372	117,810
				5-ADMINISTRATION	11XX-SALARIES & BENEFITS	26,452	21,279	21,279
					21XX-TRAVEL	13,904	13,507	12,207
					22XX-TRANSPORTION			
					23XX-RENT, COMM, UTILITIES			
					24XX-PRINT & REPRO			
					26XX-SUPPLIES & MATERIALS			
				5-ADMINISTRATION Total		2,500		
3253EM Total						42,856	34,786	33,486
						442,856	432,158	151,296
3255EM	RHODE ISLAND	KATRINA	9/19/2005	2-INFRASTRUCTURE	416X-PUBLIC ASSISTANCE	1,500,000	1,131,503	927,088
				2-INFRASTRUCTURE Total		1,500,000	1,131,503	927,088
				5-ADMINISTRATION	11XX-SALARIES & BENEFITS	10,916	8,998	8,998
					21XX-TRAVEL	13,792	13,792	7,916
					22XX-TRANSPORTION			
					23XX-RENT, COMM, UTILITIES			
					24XX-PRINT & REPRO			
					26XX-SUPPLIES & MATERIALS			
				5-ADMINISTRATION Total		24,708	22,790	16,915
3255EM Total						1,524,708	1,154,294	944,003
3256EM	MAINE	KATRINA	9/19/2005	2-INFRASTRUCTURE	416X-PUBLIC ASSISTANCE	100,000	51,276	51,276
				2-INFRASTRUCTURE Total		100,000	51,276	51,276
				5-ADMINISTRATION	11XX-SALARIES & BENEFITS			
					21XX-TRAVEL	6,000	6,000	
					22XX-TRANSPORTION			
					23XX-RENT, COMM, UTILITIES			
					24XX-PRINT & REPRO			
					26XX-SUPPLIES & MATERIALS			
				5-ADMINISTRATION Total		6,000	6,000	
3256EM Total						106,000	57,276	51,276
3257EM	NEW JERSEY	KATRINA	9/19/2005	2-INFRASTRUCTURE	416X-PUBLIC ASSISTANCE	120,026	120,026	116,692
				2-INFRASTRUCTURE Total		120,026	120,026	116,692
				5-ADMINISTRATION	11XX-SALARIES & BENEFITS	62,651	53,338	53,338
					21XX-TRAVEL	18,466	7,948	7,349
					22XX-TRANSPORTION	200	200	158
					23XX-RENT, COMM, UTILITIES			
					24XX-PRINT & REPRO			
					26XX-SUPPLIES & MATERIALS			
				5-ADMINISTRATION Total		81,317	61,486	60,846
3257EM Total						201,343	181,512	177,538
3258EM	NEW HAMPSHIRE	KATRINA	9/19/2005	2-INFRASTRUCTURE	416X-PUBLIC ASSISTANCE	100,000	9,887	9,887
				2-INFRASTRUCTURE Total		100,000	9,887	9,887
				5-ADMINISTRATION	11XX-SALARIES & BENEFITS			
					21XX-TRAVEL	6,000	6,000	92
					22XX-TRANSPORTION			
					23XX-RENT, COMM, UTILITIES			
					24XX-PRINT & REPRO			
					26XX-SUPPLIES & MATERIALS			
				5-ADMINISTRATION Total		6,000	6,000	92
3258EM Total						106,000	15,887	9,979
3259EM	FLORIDA	RITA	9/20/2005	2-INFRASTRUCTURE	416X-PUBLIC ASSISTANCE	9,100,000	8,921,857	5,203,714
				2-INFRASTRUCTURE Total		9,100,000	8,921,857	5,203,714
				4-OPERATIONS	2508-MISSIONS-DFA	10,000	10,000	
				4-OPERATIONS Total		10,000	10,000	
				5-ADMINISTRATION	11XX-SALARIES & BENEFITS	19,741	19,741	19,741
					21XX-TRAVEL	25,060	25,060	25,060
					22XX-TRANSPORTION			
					23XX-RENT, COMM, UTILITIES			

PROG CODE	STATE NAME	EVENT NAME	DECLARED	PROGRAM AREA	PROGRAM NAME	ALLOCATIONS	OBLIGATIONS	EXPENDITURES
					24XX-PRINT & REPRO			
					2501-MISSIONS-FOS	1,236,000	1,236,000	24,459
					26XX-SUPPLIES & MATERIALS			
				5-ADMINISTRATION Total		1,280,801	1,280,801	69,260
3259EM Total						10,390,801	10,212,657	5,272,973
3260EM	LOUISIANA	RITA	9/21/2005	2-INFRASTRUCTURE	416X-PUBLIC ASSISTANCE			
				2-INFRASTRUCTURE Total				
				4-OPERATIONS	2508-MISSIONS-DFA	100,000	100,000	
				4-OPERATIONS Total		100,000	100,000	
				5-ADMINISTRATION	11XX-SALARIES & BENEFITS			
					21XX-TRAVEL			
					22XX-TRANSPORTION			
					23XX-RENT, COMM, UTILITIES			
					24XX-PRINT & REPRO			
					2501-MISSIONS-FOS	175,000	175,000	
					26XX-SUPPLIES & MATERIALS			
				5-ADMINISTRATION Total		175,000	175,000	
3260EM Total						275,000	275,000	
3261EM	TEXAS	RITA	9/21/2005	2-INFRASTRUCTURE	416X-PUBLIC ASSISTANCE	6,015,000	5,893,487	5,668,990
				2-INFRASTRUCTURE Total		6,015,000	5,893,487	5,668,990
				4-OPERATIONS	2508-MISSIONS-DFA	5,000,000	5,000,000	
				4-OPERATIONS Total		5,000,000	5,000,000	
				5-ADMINISTRATION	11XX-SALARIES & BENEFITS	18,793	18,793	18,793
					21XX-TRAVEL	13,238	13,238	13,238
					22XX-TRANSPORTION			
					23XX-RENT, COMM, UTILITIES	50,000	50,000	4,733
					24XX-PRINT & REPRO	20,000	20,000	20,000
					2501-MISSIONS-FOS	92,630,802	92,630,802	4,076,547
					25XX-OTHER SERVICES	1,165,737	1,165,737	551,700
					26XX-SUPPLIES & MATERIALS	591,787	591,787	397,723
					31XX-EQUIPMENT	1,363,983	1,363,983	1,312,357
				5-ADMINISTRATION Total		95,854,341	95,854,341	6,395,092
3261EM Total						106,869,341	106,747,828	12,064,082
3262EM	NEW YORK	KATRINA	9/30/2005	2-INFRASTRUCTURE	416X-PUBLIC ASSISTANCE	2,259,214	1,644,588	1,122,568
				2-INFRASTRUCTURE Total		2,259,214	1,644,588	1,122,568
				5-ADMINISTRATION	11XX-SALARIES & BENEFITS	273,100	232,046	232,046
					21XX-TRAVEL	80,800	77,680	70,337
					22XX-TRANSPORTION	200	200	200
				5-ADMINISTRATION Total		354,100	309,925	302,583
3262EM Total						2,613,314	1,954,514	1,425,151
3263EM	DELAWARE	KATRINA	9/30/2005	2-INFRASTRUCTURE	416X-PUBLIC ASSISTANCE	101,941	100,286	95,419
				2-INFRASTRUCTURE Total		101,941	100,286	95,419
				5-ADMINISTRATION	11XX-SALARIES & BENEFITS	45,400		
					21XX-TRAVEL	3,500	443	443
				5-ADMINISTRATION Total		48,900	443	443
3263EM Total						150,841	100,729	95,862
Grand Total						37,196,970,035	35,317,041,088	21,605,302,362

**FINANCIAL INFORMATION TOOL
FOR HURRICANE KATRINA, RITA, & WILMA DECLARATIONS ONLY
MISSION ASSIGNMENTS ONLY**

AS OF 08-09-2006

AGENCY	OBLIGATIONS	EXPENDITURES
AID	17,354,000	13,561
APHIS	400,000	
ARC	55,000	11,159
BIA	317,600	
BTS	200,000	
BUREC	2,089,000	
CBP	42,957,949	6,226,284
CDC	20,098,500	
CIA	200,000	
CNCS	4,924,126	
COE-LRD	15,000	2,522
COE-MVD	4,200,951,516	603,234,748
COE-NAD		
COE-SAD	474,676,445	77,321,193
COE-SWD	265,928,900	127,241,166
DHSOIG	200,000	
DHUD	83,065,000	36,110,488
DOC	1,700,000	409,820
DOD	1,020,486,169	324,686,212
DOE	505,000	52,026
DOED	205,000	
DOI	1,387,784	93,213
DOL	314,946	14,946
DOS	55,000	
DOT	569,051,430	314,932,628
EEOC	200,000	
EPA	357,371,200	9,398,166
FAA		
FCC	200,000	
FCSIC	200,000	
FLETC	460,103	459,381
FMSHRC	200,000	
FNS	20,000	
FPS	242,693,701	62,381,080
GSA	79,017,018	869,127

AGENCY	OBLIGATIONS	EXPENDITURES
HHS	249,354,997	2,735,966
IAIP	214,000	
ICE	36,417,200	266,152
MSPB		
NAR	880,380	
NASA	541,500	
NCPC	7,469	7,469
NCS	13,220,685	274,875
NCUA		
NGA	1,380,000	5,714
NLRB	240,000	215,543
NOAA	5,155,000	
NPS	157,000	
NRC	200,000	
NSF	200,000	
OCFO	210,000	
OPM	615,000	
OSHA	21,625,000	3,493,729
OSLGCP	200,000	
RRB	5,419	5,419
S&T	100,000	
SBA	200,000	
SCS	11,800	
SEC	2,000	
SSA	1,042,397	817,397
TREAS	2,790,650	65,863
TSA	455,000	
TVA	11,264,271	2,198,750
USCG	442,418,501	11,610,623
USCIS	910,000	
USDA	19,360,500	
USDJ	55,794,600	3,349,309
USFS	365,680,288	8,319,671
USFWS		
USGS	499,300	
USPC	5,697,217	546,985
USPHS		
USPS	1,126,889	129,208
USSS	8,800	
VA	10,075,000	
Grand Total	8,635,561,250	1,597,500,394

**FINANCIAL INFORMATION TOOL
FOR HURRICANE KATRINA, RITA, & WILMA DECLARATIONS ONLY
MISSION ASSIGNMENTS ONLY
AS OF 08-09-2006**

PROG CODE	STATE NAME	EVENT NAME	AGENCY	PROGRAM NAME	OBLIGATIONS	EXPENDITURES
1602DR	FLORIDA	KATRINA	CBP	2501-MISSIONS-FOS	11,447,424	6,226,284
			COE-SAD	2501-MISSIONS-FOS	335,000	43,895
			DOD	2501-MISSIONS-FOS	100,000	
			DOE	2501-MISSIONS-FOS	10,000	
			DOT	2501-MISSIONS-FOS	2,018,500	997,472
			EPA	2501-MISSIONS-FOS	20,000	
			GSA	2501-MISSIONS-FOS	155,000	
			HHS	2501-MISSIONS-FOS	365,000	
			NCS	2501-MISSIONS-FOS	10,000	
			USCG	2501-MISSIONS-FOS	1	
			USDA	2501-MISSIONS-FOS	10,000	
				2507-MISSIONS-TA	10,000	
				USFS	2501-MISSIONS-FOS	725,000
1602DR Total					15,205,925	7,279,060
1603DR	LOUISIANA	KATRINA	APHIS	2501-MISSIONS-FOS	368,000	
				2508-MISSIONS-DFA	12,000	
			ARC	2501-MISSIONS-FOS	50,000	11,159
			BUREC	2501-MISSIONS-FOS	1,089,000	
			CBP	2501-MISSIONS-FOS	16,005,525	
			CDC	2508-MISSIONS-DFA	17,423,500	
			CNCS	2501-MISSIONS-FOS	1,524,626	
			COE-MVD	2501-MISSIONS-FOS	47,434,364	3,346,995
				2507-MISSIONS-TA	7,000,000	1,568,867
				2508-MISSIONS-DFA	2,131,757,000	242,833,755
			DHUD	2501-MISSIONS-FOS	3,695,000	1,809,847
				2508-MISSIONS-DFA	79,000,000	34,184,914
			DOC	2501-MISSIONS-FOS	150,000	
			DOD	2501-MISSIONS-FOS	111,197,000	18,189,024
				2507-MISSIONS-TA	384,500	
				2508-MISSIONS-DFA	28,684,427	5,061,218
			DOE	2501-MISSIONS-FOS	80,000	
			DOED	2508-MISSIONS-DFA		
			DOI	2501-MISSIONS-FOS	359,000	
			DOL	2501-MISSIONS-FOS		
			DOS	2501-MISSIONS-FOS	55,000	
			DOT	2501-MISSIONS-FOS	71,661,591	17,892,533
				2508-MISSIONS-DFA	292,190,095	178,436,381
			EPA	2501-MISSIONS-FOS	22,517,000	
				2507-MISSIONS-TA	2,500,000	
				2508-MISSIONS-DFA	197,000,000	
			FNS	2501-MISSIONS-FOS	20,000	
			FPS	2501-MISSIONS-FOS	156,783,020	61,833,932
				2507-MISSIONS-TA		
				2508-MISSIONS-DFA		
			GSA	2501-MISSIONS-FOS	2,949,500	64,864
				2508-MISSIONS-DFA		
			HHS	2501-MISSIONS-FOS	615,000	
2507-MISSIONS-TA	30,000					
2508-MISSIONS-DFA	82,686,997					

PROG CODE	STATE NAME	EVENT NAME	AGENCY	PROGRAM NAME	OBLIGATIONS	EXPENDITURES
			ICE	2501-MISSIONS-FOS	12,405,000	
				2508-MISSIONS-DFA	18,500,000	
			NAR	2508-MISSIONS-DFA	855,380	
			NASA	2501-MISSIONS-FOS	91,500	
			NCS	2501-MISSIONS-FOS	3,900,000	275,024
				2508-MISSIONS-DFA	1,000,000	
			NGA	2501-MISSIONS-FOS	520,000	
			NOAA	2501-MISSIONS-FOS	1,750,000	
			OCFO	2501-MISSIONS-FOS	10,000	
			OSHA	2501-MISSIONS-FOS	525,000	
			SBA	2501-MISSIONS-FOS		
			TREAS	2501-MISSIONS-FOS	160,000	
			TVA	2501-MISSIONS-FOS	1,937,772	830,284
				2508-MISSIONS-DFA		
			USCG	2501-MISSIONS-FOS	3,275,000	
				2507-MISSIONS-TA	37,500	
				2508-MISSIONS-DFA	165,000,000	11,162,254
			USDA	2501-MISSIONS-FOS	1,176,000	
				2508-MISSIONS-DFA	10,000,000	
			USDJ	2501-MISSIONS-FOS	2,764,600	
				2507-MISSIONS-TA	150,000	
				2508-MISSIONS-DFA	45,313,000	3,219,744
			USFS	2501-MISSIONS-FOS	138,600,000	8,238,738
				2508-MISSIONS-DFA		
			USGS	2501-MISSIONS-FOS	250,000	
			USPHS	2501-MISSIONS-FOS		
			USPS	2501-MISSIONS-FOS	83,270	83,270
			VA	2501-MISSIONS-FOS	50,000	
1603DR Total					3,683,576,167	589,042,804
1604DR	MISSISSIPPI	KATRINA	AID	2501-MISSIONS-FOS	17,314,000	10,734
			BTS	2501-MISSIONS-FOS	200,000	
			CBP	2501-MISSIONS-FOS	3,505,000	
				2508-MISSIONS-DFA		
			CNCS	2501-MISSIONS-FOS	7,500	
				2508-MISSIONS-DFA	1,508,000	
			COE-LRD	2501-MISSIONS-FOS	15,000	2,522
			COE-MVD	2501-MISSIONS-FOS	454,775,740	108,329,469
				2507-MISSIONS-TA	243,256	129,871
				2508-MISSIONS-DFA	1,271,755,595	156,433,709
			COE-SAD	2501-MISSIONS-FOS		
			DHSOIG	2501-MISSIONS-FOS	200,000	
			DHUD	2501-MISSIONS-FOS	150,000	55,451
			DOC	2501-MISSIONS-FOS	1,300,000	409,820
				2507-MISSIONS-TA	50,000	
			DOD	2501-MISSIONS-FOS	770,190,415	291,649,464
				2508-MISSIONS-DFA	54,950,345	4,125,268
			DOE	2501-MISSIONS-FOS	270,000	52,026
			DOED	2501-MISSIONS-FOS	205,000	
			DOI	2501-MISSIONS-FOS	995,400	93,213
			DOL	2501-MISSIONS-FOS	314,946	14,946
			DOS	2501-MISSIONS-FOS		
			DOT	2501-MISSIONS-FOS	64,811,314	43,455,545
				2507-MISSIONS-TA	50,000	
				2508-MISSIONS-DFA	3,353,213	
			EEOC	2501-MISSIONS-FOS	200,000	

PROG CODE	STATE NAME	EVENT NAME	AGENCY	PROGRAM NAME	OBLIGATIONS	EXPENDITURES
			EPA	2501-MISSIONS-FOS	2,529,200	749,562
				2507-MISSIONS-TA	12,300,000	1,543,423
				2508-MISSIONS-DFA	55,500,000	6,477,839
			FAA	2501-MISSIONS-FOS		
				2501-MISSIONS-FOS	200,000	
			FCSIC	2501-MISSIONS-FOS	200,000	
			FLETC	2501-MISSIONS-FOS	460,103	459,381
			FMSHRC	2501-MISSIONS-FOS	200,000	
			FPS	2501-MISSIONS-FOS	28,452,767	324,052
				2508-MISSIONS-DFA	700,000	168,611
			GSA	2501-MISSIONS-FOS	60,352,018	633,869
				2508-MISSIONS-DFA		
			HHS	2501-MISSIONS-FOS	695,000	
				2507-MISSIONS-TA	207,500	
				2508-MISSIONS-DFA	64,815,500	2,735,966
			IAIP	2501-MISSIONS-FOS	214,000	
			ICE	2501-MISSIONS-FOS	5,012,200	266,152
			MSPB	2501-MISSIONS-FOS		
			NAR	2501-MISSIONS-FOS	25,000	
			NASA	2501-MISSIONS-FOS	400,000	
				2508-MISSIONS-DFA	50,000	
			NCPC	2501-MISSIONS-FOS	7,469	7,469
			NCS	2501-MISSIONS-FOS	2,325,000	
				2508-MISSIONS-DFA		
			NCUA	2501-MISSIONS-FOS		
			NGA	2501-MISSIONS-FOS	170,000	5,714
			NLRB	2501-MISSIONS-FOS	240,000	215,543
			NOAA	2501-MISSIONS-FOS		
				2508-MISSIONS-DFA	500,000	
			NPS	2507-MISSIONS-TA	157,000	
			NRC	2501-MISSIONS-FOS	200,000	
			NSF	2501-MISSIONS-FOS	200,000	
			OCFO	2501-MISSIONS-FOS	200,000	
			OPM	2501-MISSIONS-FOS	615,000	
			OSHA	2501-MISSIONS-FOS	21,100,000	3,493,729
			OSLGCP	2501-MISSIONS-FOS	200,000	
			RRB	2501-MISSIONS-FOS	5,419	5,419
			S&T	2501-MISSIONS-FOS	100,000	
			SBA	2501-MISSIONS-FOS	200,000	
			SCS	2501-MISSIONS-FOS	11,800	
			SEC	2501-MISSIONS-FOS	2,000	
			SSA	2501-MISSIONS-FOS	842,397	817,397
			TREAS	2501-MISSIONS-FOS	2,370,650	31,218
			TSA	2501-MISSIONS-FOS	455,000	
			TVA	2501-MISSIONS-FOS	2,610,876	379,939
			USCG	2501-MISSIONS-FOS	13,970,000	294,253
				2508-MISSIONS-DFA	231,000,000	
			USCIS	2501-MISSIONS-FOS	910,000	
			USDA	2501-MISSIONS-FOS	112,000	
				2507-MISSIONS-TA	12,500	
				2508-MISSIONS-DFA	1,200,000	
			USDJ	2501-MISSIONS-FOS	2,655,000	
				2508-MISSIONS-DFA	4,867,000	129,565
			USFS	2501-MISSIONS-FOS	8,495,000	6,528
				2507-MISSIONS-TA	50,000	

PROG CODE	STATE NAME	EVENT NAME	AGENCY	PROGRAM NAME	OBLIGATIONS	EXPENDITURES
				2508-MISSIONS-DFA	5,500,000	631
			USGS	2501-MISSIONS-FOS	125,300	
			USPC	2501-MISSIONS-FOS	4,697,217	546,985
			USPS	2501-MISSIONS-FOS	43,619	28,619
			USSS	2501-MISSIONS-FOS	8,800	
			VA	2501-MISSIONS-FOS	25,000	
1604DR Total					3,184,862,059	624,083,902
1605DR	ALABAMA	KATRINA	AID	2501-MISSIONS-FOS	40,000	2,827
			CNCS	2508-MISSIONS-DFA	500,000	
			COE-SAD	2501-MISSIONS-FOS	30,300,000	11,893,815
				2508-MISSIONS-DFA	151,000,000	51,281,219
			DHUD	2501-MISSIONS-FOS		
			DOD	2501-MISSIONS-FOS	2,669,482	
			DOE	2501-MISSIONS-FOS	10,000	
			DOS	2501-MISSIONS-FOS		
			DOT	2501-MISSIONS-FOS	24,057,500	13,416,940
			EPA	2501-MISSIONS-FOS	10,000	4,164
				2507-MISSIONS-TA	3,000,000	119,628
				2508-MISSIONS-DFA	17,000,000	490,047
			FPS	2501-MISSIONS-FOS	5,452,500	54,485
			GSA	2501-MISSIONS-FOS	11,260,000	3,850
			HHS	2501-MISSIONS-FOS	50,000	
				2508-MISSIONS-DFA		
			NCS	2501-MISSIONS-FOS	73,000	
			TREAS	2501-MISSIONS-FOS	180,000	34,645
			TVA	2501-MISSIONS-FOS	3,457,622	988,528
			USCG	2501-MISSIONS-FOS	2,275,000	154,117
				2508-MISSIONS-DFA		
			USDA	2501-MISSIONS-FOS	20,000	
			USFS	2501-MISSIONS-FOS	1,260,000	22,030
			USGS	2501-MISSIONS-FOS	70,500	
			USPS	2501-MISSIONS-FOS	1,000,000	17,319
1605DR Total					253,685,605	78,483,615
1606DR	TEXAS	RITA	ARC	2501-MISSIONS-FOS		
			BIA	2508-MISSIONS-DFA	317,600	
			CNCS	2508-MISSIONS-DFA	224,000	
			COE-MVD	2507-MISSIONS-TA	50,000	
			COE-SWD	2501-MISSIONS-FOS	41,888,900	11,411,954
				2507-MISSIONS-TA	100,000	10,594
				2508-MISSIONS-DFA	213,350,000	115,803,659
			DHUD	2501-MISSIONS-FOS	120,000	60,276
			DOD	2501-MISSIONS-FOS	23,100,000	20,676
				2508-MISSIONS-DFA	2,810,000	
			DOE	2501-MISSIONS-FOS	50,000	
			DOI	2501-MISSIONS-FOS	5,000	
			DOT	2501-MISSIONS-FOS	30,330,742	21,173,162
			EPA	2501-MISSIONS-FOS	10,000	
			FPS	2501-MISSIONS-FOS	7,768,817	
			GSA	2501-MISSIONS-FOS	30,000	27,920
			HHS	2501-MISSIONS-FOS	21,000,000	
			NCS	2501-MISSIONS-FOS	340,000	(150)
			NGA	2501-MISSIONS-FOS	690,000	
			NOAA	2501-MISSIONS-FOS	2,790,000	
			TREAS	2501-MISSIONS-FOS	70,000	
			TVA	2501-MISSIONS-FOS	2,080,000	

PROG CODE	STATE NAME	EVENT NAME	AGENCY	PROGRAM NAME	OBLIGATIONS	EXPENDITURES
			USCG	2501-MISSIONS-FOS	100,000	
				2508-MISSIONS-DFA	8,000,000	
			USDA	2501-MISSIONS-FOS	280,000	
				2508-MISSIONS-DFA	650,000	
			USFS	2501-MISSIONS-FOS	124,050,000	
			USGS	2501-MISSIONS-FOS		
			USPC	2501-MISSIONS-FOS	1,000,000	
			VA	2508-MISSIONS-DFA	10,000,000	
1606DR Total					491,205,059	148,508,092
1607DR	LOUISIANA	RITA	BUREC	2501-MISSIONS-FOS	1,000,000	
			CDC	2501-MISSIONS-FOS		
			COE-MVD	2501-MISSIONS-FOS	1,675,000	973,438
				2507-MISSIONS-TA	600,000	264,985
				2508-MISSIONS-DFA	285,500,000	89,297,253
			DOD	2501-MISSIONS-FOS		
				2508-MISSIONS-DFA	11,000,000	1,576,361
			DOT	2501-MISSIONS-FOS	25,110,000	17,713,668
				2508-MISSIONS-DFA	10,000,000	1,436,624
			EPA	2508-MISSIONS-DFA	39,500,000	
			FPS	2501-MISSIONS-FOS	5,000,000	
			GSA	2501-MISSIONS-FOS	525,500	37,964
			HHS	2508-MISSIONS-DFA	20,100,000	
			NCS	2501-MISSIONS-FOS	5,002,685	
			TREAS	2501-MISSIONS-FOS	10,000	
			USCG	2508-MISSIONS-DFA	18,400,000	
			USDA	2508-MISSIONS-DFA	5,500,000	
			USFS	2508-MISSIONS-DFA	35,000,000	
			USGS	2508-MISSIONS-DFA	36,000	
1607DR Total					463,959,185	111,300,293
1609DR	FLORIDA	WILMA	CIA	2501-MISSIONS-FOS	200,000	
			CNCS	2508-MISSIONS-DFA	1,160,000	
			COE-SAD	2501-MISSIONS-FOS	69,936,445	10,862,672
				2507-MISSIONS-TA	600,000	318,426
				2508-MISSIONS-DFA	222,350,000	2,896,707
			DOC	2501-MISSIONS-FOS	200,000	
			DOD	2501-MISSIONS-FOS	2,650,000	859,035
				2508-MISSIONS-DFA	900,000	6,277
			DOE	2501-MISSIONS-FOS	55,000	
			DOI	2508-MISSIONS-DFA	28,384	
			DOT	2501-MISSIONS-FOS	35,249,501	17,454,576
			EPA	2501-MISSIONS-FOS	40,000	4,264
				2507-MISSIONS-TA	100,000	3,050
				2508-MISSIONS-DFA	300,000	
			FPS	2501-MISSIONS-FOS	30,371,512	
				2508-MISSIONS-DFA	150,000	
			GSA	2501-MISSIONS-FOS	130,000	13,622
			HHS	2501-MISSIONS-FOS	1,230,000	
				2508-MISSIONS-DFA	8,165,000	
			NCS	2501-MISSIONS-FOS	40,000	
				2508-MISSIONS-DFA		
			NOAA	2508-MISSIONS-DFA	115,000	
			NPS	2501-MISSIONS-FOS		
			SSA	2501-MISSIONS-FOS	200,000	
			USCG	2501-MISSIONS-FOS	50,000	
				2508-MISSIONS-DFA	70,000	

PROG CODE	STATE NAME	EVENT NAME	AGENCY	PROGRAM NAME	OBLIGATIONS	EXPENDITURES
			USDA	2501-MISSIONS-FOS	330,000	
			USDJ	2501-MISSIONS-FOS	45,000	
			USFS	2501-MISSIONS-FOS	5,580,000	
			USFWS	2501-MISSIONS-FOS		
			USGS	2501-MISSIONS-FOS	2,500	
1609DR Total					380,248,342	32,418,628
3212EM	LOUISIANA	KATRINA	DOD	2501-MISSIONS-FOS	250,000	
			DOT	2501-MISSIONS-FOS	6,120,000	134,840
			GSA	2501-MISSIONS-FOS		
				2508-MISSIONS-DFA	1,500,000	2,096
			NCS	2501-MISSIONS-FOS		
3212EM Total					7,870,000	136,936
3213EM	MISSISSIPPI	KATRINA	COE-MVD	2501-MISSIONS-FOS	160,561	56,405
			COE-SAD	2501-MISSIONS-FOS		
			DOD	2501-MISSIONS-FOS	10,000	8,103
			DOE	2501-MISSIONS-FOS	20,000	
			DOT	2501-MISSIONS-FOS	35,000	16,915
			EPA	2501-MISSIONS-FOS	10,000	6,189
			FPS	2501-MISSIONS-FOS	188,608	
			GSA	2501-MISSIONS-FOS	1,760,000	69,618
			HHS	2501-MISSIONS-FOS	50,000	
			NCS	2501-MISSIONS-FOS	10,000	
			TVA	2501-MISSIONS-FOS	288,000	
			USDA	2501-MISSIONS-FOS	20,000	
			USFS	2501-MISSIONS-FOS	60,288	
3213EM Total					2,612,457	157,229
3214EM	ALABAMA	KATRINA	APHIS	2501-MISSIONS-FOS		
			COE-SAD	2501-MISSIONS-FOS		
			DOD	2501-MISSIONS-FOS		
			DOE	2501-MISSIONS-FOS		
			DOT	2501-MISSIONS-FOS		
			EPA	2501-MISSIONS-FOS		
				2507-MISSIONS-TA		
			FPS	2501-MISSIONS-FOS	31,478	
			GSA	2501-MISSIONS-FOS		
			HHS	2501-MISSIONS-FOS		
			NCS	2501-MISSIONS-FOS		
			TVA	2501-MISSIONS-FOS		
			USCG	2501-MISSIONS-FOS		
			USDA	2501-MISSIONS-FOS		
			USFS	2501-MISSIONS-FOS		
3214EM Total					31,478	
3215EM	ARKANSAS	KATRINA	DOT	2501-MISSIONS-FOS	50,000	
				2508-MISSIONS-DFA	500,000	
			FPS	2501-MISSIONS-FOS	460,000	
			GSA	2501-MISSIONS-FOS	60,000	7,452
			HHS	2501-MISSIONS-FOS	10,000	
				2508-MISSIONS-DFA	3,000,000	
3215EM Total					4,080,000	7,452
3216EM	TEXAS	KATRINA	CDC	2508-MISSIONS-DFA	2,675,000	
			DHUD	2501-MISSIONS-FOS	100,000	
			DOD	2501-MISSIONS-FOS	20,000	
				2508-MISSIONS-DFA		
			DOED	2501-MISSIONS-FOS		
			DOT	2501-MISSIONS-FOS	632,826	632,826

PROG CODE	STATE NAME	EVENT NAME	AGENCY	PROGRAM NAME	OBLIGATIONS	EXPENDITURES
				2508-MISSIONS-DFA	1,300,346	1,300,346
			FPS	2501-MISSIONS-FOS	7,000,000	
			GSA	2501-MISSIONS-FOS	285,000	7,872
			HHS	2501-MISSIONS-FOS	80,000	
				2508-MISSIONS-DFA	10,000,000	
			ICE	2501-MISSIONS-FOS	500,000	
			TVA	2501-MISSIONS-FOS	890,000	
			USFS	2501-MISSIONS-FOS	5,000	2,656
				2508-MISSIONS-DFA	22,500,000	35,715
			USGS	2508-MISSIONS-DFA	15,000	
3216EM Total					46,003,171	1,979,414
3217EM	TENNESSEE	KATRINA	HHS	2501-MISSIONS-FOS	2,000	
				2507-MISSIONS-TA	5,000	
			USDA	2501-MISSIONS-FOS		
3217EM Total					7,000	
3218EM	GEORGIA	KATRINA	HHS	2501-MISSIONS-FOS	52,000	
			USDA	2501-MISSIONS-FOS		
3218EM Total					52,000	
3222EM	NORTH CAROLINA	KATRINA	HHS	2501-MISSIONS-FOS	2,000	
			USDA	2501-MISSIONS-FOS		
3222EM Total					2,000	
3223EM	UTAH	KATRINA	GSA	2508-MISSIONS-DFA		
3223EM Total						
3224EM	COLORADO	KATRINA	GSA	2501-MISSIONS-FOS		
3224EM Total						
3231EM	KENTUCKY	KATRINA	HHS	2501-MISSIONS-FOS	2,000	
			USDA	2501-MISSIONS-FOS		
3231EM Total					2,000	
3232EM	MISSOURI	KATRINA	ARC	2501-MISSIONS-FOS	5,000	
3232EM Total					5,000	
3233EM	SOUTH CAROLINA	KATRINA	HHS	2501-MISSIONS-FOS	2,000	
			USDA	2501-MISSIONS-FOS		
3233EM Total					2,000	
3237EM	ALABAMA	KATRINA	HHS	2508-MISSIONS-DFA	1,000,000	
3237EM Total					1,000,000	
3241EM	ARIZONA	KATRINA	USFS	2501-MISSIONS-FOS	2,000,000	1,963
3241EM Total					2,000,000	1,963
3259EM	FLORIDA	RITA	APHIS	2501-MISSIONS-FOS	10,000	
				2508-MISSIONS-DFA	10,000	
			COE-NAD	2501-MISSIONS-FOS		
			COE-SAD	2501-MISSIONS-FOS	155,000	24,459
			DOD	2501-MISSIONS-FOS	255,000	
			DOE	2501-MISSIONS-FOS	10,000	
			DOT	2501-MISSIONS-FOS	10,000	
			EPA	2501-MISSIONS-FOS	10,000	
			FPS	2501-MISSIONS-FOS	10,000	
			GSA	2501-MISSIONS-FOS		
			HHS	2501-MISSIONS-FOS	10,000	
			NCS	2501-MISSIONS-FOS	10,000	
			USCG	2501-MISSIONS-FOS	16,000	
			USDA	2501-MISSIONS-FOS	10,000	
			USFS	2501-MISSIONS-FOS	730,000	
3259EM Total					1,246,000	24,459
3260EM	LOUISIANA	RITA	COE-MVD	2508-MISSIONS-DFA		
			DOD	2501-MISSIONS-FOS		

PROG CODE	STATE NAME	EVENT NAME	AGENCY	PROGRAM NAME	OBLIGATIONS	EXPENDITURES
				2508-MISSIONS-DFA		
			DOT	2508-MISSIONS-DFA		
			EPA	2501-MISSIONS-FOS	25,000	
			FPS	2501-MISSIONS-FOS	125,000	
				2508-MISSIONS-DFA	100,000	
			HHS	2508-MISSIONS-DFA		
			USCG	2501-MISSIONS-FOS	25,000	
3260EM Total					275,000	
3261EM	TEXAS	RITA	ARC	2501-MISSIONS-FOS		
			CBP	2501-MISSIONS-FOS	12,000,000	
			COE-SWD	2501-MISSIONS-FOS	5,590,000	14,958
				2508-MISSIONS-DFA	5,000,000	
			DOD	2501-MISSIONS-FOS	11,315,000	3,190,787
			DOT	2501-MISSIONS-FOS	1,570,802	870,802
			EPA	2501-MISSIONS-FOS	5,000,000	
			FPS	2501-MISSIONS-FOS	100,000	
			GSA	2501-MISSIONS-FOS	10,000	
			HHS	2501-MISSIONS-FOS	35,180,000	
			NCS	2501-MISSIONS-FOS	510,000	
			USCG	2501-MISSIONS-FOS	200,000	
			USDA	2501-MISSIONS-FOS	30,000	
			USFS	2501-MISSIONS-FOS	21,125,000	
3261EM Total					97,630,802	4,076,547
Grand Total					8,635,561,250	1,597,500,394

FINANCIAL INFORMATION TOOL

**SUMMARY OF ALL PUBLIC ASSISTANCE OBLIGATIONS FOR
NEW ORLEANS METROPOLITAN STATISTICAL AREA ONLY**

AS OF 08-09-2006

PROGRAM CODE	PROGRAM NAME	VENDOR COUNTY	NEMIS APPROVED OBLIGATIONS
1603DR	416X-PUBLIC ASSISTANCE	Jefferson	149,765,638.19
		Orleans	463,451,848.50
		Plaquemines	125,490,526.21
		St. Bernard	499,936,578.37
		St. Charles	20,658,520.36
		St. James	1,989,075.33
		St. John the Baptist	3,202,079.03
		St. Tammany	225,137,800.78
1603DR Total			1,489,632,066.77
1607DR	416X-PUBLIC ASSISTANCE	Jefferson	548,785.86
		Orleans	29,745.67
		Plaquemines	11,930.11
		St. Bernard	20,495.97
		St. Charles	288,952.41
		St. James	2,012.25
		St. John the Baptist	83,278.36
1607DR Total			985,200.63
Grand Total			1,490,617,267.40

FINANCIAL INFORMATION TOOL

PUBLIC ASSISTANCE OBLIGATIONS FOR NEW ORLEANS METROPOLITAN STATISTICAL AREA ONLY

AS OF 08-09-2006

PROGRAM NAME	PROGRAM CATEGORY	VENDOR COUNTY	NEMIS APPROVED OBLIGATIONS			
			KATRINA	RITA	GRAND TOTAL	
			1603DR	1607DR		
416X-PUBLIC ASSISTANCE	416X-A DEBRIS REMOVAL	Jefferson	80,474,951.58	204,274.13	80,679,225.71	
		Orleans	24,120,797.95		24,120,797.95	
		Plaquemines	27,648,195.77		27,648,195.77	
		St. Bernard	263,632,131.69		263,632,131.69	
		St. Charles	871,017.96		871,017.96	
		St. James	444,231.01		444,231.01	
		St. John the Baptist	378,876.83		378,876.83	
		St. Tammany	183,379,464.13		183,379,464.13	
		416X-A DEBRIS REMOVAL Total		580,949,666.92	204,274.13	581,153,941.05
	416X-B PROTECTIVE MEASURES	Jefferson	44,777,706.52	344,511.73	45,122,218.25	
		Orleans	209,324,913.21	29,745.67	209,354,658.88	
		Plaquemines	31,632,135.96	11,930.11	31,644,066.07	
		St. Bernard	159,240,054.80	20,495.97	159,260,550.77	
		St. Charles	17,643,957.15	288,952.41	17,932,909.56	
		St. James	1,056,289.45	2,012.25	1,058,301.70	
		St. John the Baptist	1,727,491.02	83,278.36	1,810,769.38	
		St. Tammany	21,676,562.10		21,676,562.10	
		416X-B PROTECTIVE MEASURES Total		487,079,110.21	780,926.50	487,860,036.71
	416X-C ROADS & BRIDGES	Jefferson	888,109.12		888,109.12	
		Orleans	5,064,935.85		5,064,935.85	
		Plaquemines	1,228,152.13		1,228,152.13	
		St. Bernard	3,438,426.47		3,438,426.47	
		St. Charles	23,000.20		23,000.20	
		St. James	43,357.27		43,357.27	
		St. John the Baptist	99,803.93		99,803.93	
		St. Tammany	2,950,870.62		2,950,870.62	
		416X-C ROADS & BRIDGES Total		13,736,655.59		13,736,655.59
	416X-D WATER CONTROL FACILITIES	Jefferson	1,133,501.90		1,133,501.90	
Orleans		519,138.68		519,138.68		
Plaquemines		750,177.96		750,177.96		
St. Bernard		311,761.33		311,761.33		
St. Charles		222,754.33		222,754.33		
St. John the Baptist		21,309.02		21,309.02		
St. Tammany		1,069,984.35		1,069,984.35		
		416X-D WATER CONTROL FACILITIES Total		4,028,627.57		4,028,627.57
416X-E PUBLIC BUILDINGS	Jefferson	16,932,560.14	0.00	16,932,560.14		
	Orleans	125,180,467.73		125,180,467.73		
	Plaquemines	53,221,169.64		53,221,169.64		
	St. Bernard	66,963,060.18		66,963,060.18		
	St. Charles	1,609,086.62		1,609,086.62		
	St. James	264,378.48		264,378.48		
	St. John the Baptist	753,964.33	0.00	753,964.33		
	St. Tammany	12,277,687.18		12,277,687.18		
	416X-E PUBLIC BUILDINGS Total		277,202,374.30	0.00	277,202,374.30	
416X-F PUBLIC UTILITIES	Jefferson	2,994,321.97	0.00	2,994,321.97		
	Orleans	84,196,383.19		84,196,383.19		
	Plaquemines	4,948,816.79		4,948,816.79		
	St. Bernard	2,985,468.72		2,985,468.72		
	St. Charles	54,628.05		54,628.05		
	St. James	41,590.30		41,590.30		
	St. John the Baptist	212,257.96		212,257.96		
	St. Tammany	2,781,838.87		2,781,838.87		
	416X-F PUBLIC UTILITIES Total		98,215,305.85	0.00	98,215,305.85	
416X-G RECREATIONAL/OTHER	Jefferson	2,564,486.96		2,564,486.96		
	Orleans	15,045,211.89		15,045,211.89		
	Plaquemines	6,061,877.96		6,061,877.96		
	St. Bernard	3,365,675.18		3,365,675.18		
	St. Charles	234,076.05		234,076.05		
	St. James	139,228.82		139,228.82		
	St. John the Baptist	8,375.94		8,375.94		
	St. Tammany	1,001,393.53		1,001,393.53		
	416X-G RECREATIONAL/OTHER Total		28,420,326.33		28,420,326.33	
Grand Total			1,489,632,066.77	985,200.63	1,490,617,267.40	

DISASTER RELIEF Terms Used

Direct/Support: Direct disaster programs provide resources to specifically address the short-, medium-, and long-term consequences of an event on both individuals and communities for declared disasters, emergencies, and fire management assistance grants. Direct costs also support pre-declaration activity (e.g., pre-positioning equipment and people before a hurricane strikes). Disaster support programs allow the Federal Emergency Management Agency (FEMA) to maintain critical, ongoing disaster operations and support infrastructure that supports the timely delivery of all of FEMA's disaster assistance programs. These resources provide for disaster-related support activities, which encompass ongoing operational capabilities that are not readily attributable to any one specific declared disaster.

Allocations: Funds set aside for declarations based on estimated needs for the next 30 days or less.

Commitments: Funds reserved in financial system based on specific requisitions in anticipation of their obligation.

Obligations: Obligations are recorded against allocated funds when contracts are signed, grants awarded, trips taken, mission assignments signed, etc.

Mission Assignments: Through Mission Assignments, FEMA tasks and reimburses Other Federal Agencies (OFAs) for providing services under the Stafford Act. These Mission Assignments fall into three categories:

- *Technical Assistance (TA):* OFAs provide expertise to States; 100% Federally funded; No State cost share
- *Direct Federal Assistance (DFA):* Requested by State; subject to State cost share (unless waived in response timeframe); Goods and services provided to the State to save lives and protect property
- *Federal Operations Support (FOS):* 100% Federally funded; No State cost share; Fed to Fed field operations support. This category reflects agreements with Federal agencies to perform services such as providing search and rescue operations, health and medical support, assisting with disease prevention and control, transportation of disaster victims, and delivery of food, water and other essential commodities to disaster victims.

Human Services Categories:

- *Unemployment:* Disaster Unemployment Assistance for individuals who lose their job as a result of a Presidentially-declared disaster and are not covered by regular unemployment insurance.

- *Crisis Counseling*: Short-term services, provided by FEMA as supplemental funds granted to State and local mental health agencies, available to eligible survivors of Presidentially-declared major disasters.
- *Legal Services*: Legal advice for low income individuals regarding cases that will not produce a fee, provided by The Young Lawyers Division of the American Bar Association, through an agreement with FEMA.
- *Inspections*: Inspections to assess disaster damage.
- *Other Needs Assistance*: Medical, dental, funeral cost, transportation cost and other disaster-related needs within a total cap for Individual Assistance of \$26,200 per individual or household.
- *Housing Assistance*: Lodging expenses reimbursement (for a hotel or motel), rental assistance, home repair cash grant and home replacement cash grants within a total cap for Individual Assistance of \$26,200 per individual or household.

Mitigation:

- *Hazard Mitigation*: Long-term hazard mitigation measures after a major disaster declaration. The purpose of the program is to reduce the loss of life and property due to natural disasters and to enable mitigation measures to be implemented during the immediate recovery from a disaster.