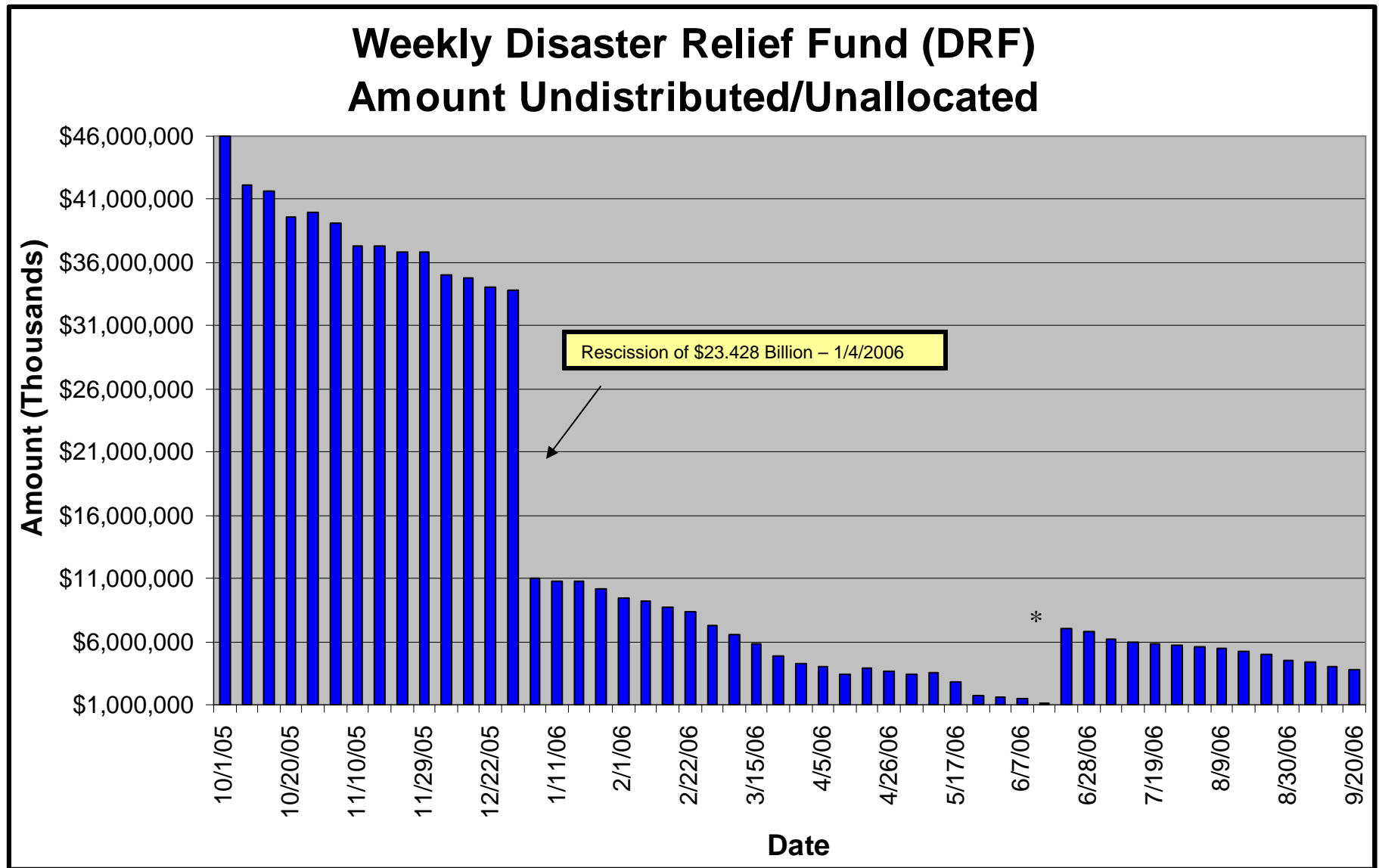


**Department of Homeland Security - Federal Emergency Management Agency**  
**Weekly Disaster Relief Fund (DRF) Report**  
**9-20-2006**  
*Congressional Weekly Report*

**TABLE OF CONTENTS**

<b>File</b>	<b>Title of File</b>	<b>Description</b>	<b>Page Numbers</b>
Intro.	Graphical Representations	Graphic Analysis: ▪ DRF Amount Undistributed (10-1-2005 to present)	2
		▪ DRF Amount Undistributed (Current 8 weeks)	3
		▪ Allocations and Obligations for Katrina	4
		▪ Katrina, Rita and Wilma Allocations, Obligations and Expenditures	5
		▪ National Flood Insurance Claims	6
		▪ Manufactured Housing	7
2	Disaster Relief Fund - Status Report	Status of the Disaster Relief Fund	8-9
3	National Flood Insurance Data	Flood Insurance Claims made to Feds, by State; Homes Damaged without Flood Insurance, by State; Households Individual Claim Fully Paid, by State	10
4	Housing Data	Hotel and Manufactured Housing Information	11-13
5	Katrina, Rita and Wilma Declarations	Declarations by Major Object Class, Declarations by Program Area and Mission Assignments	14-24
		Vendor Details; Credit Card data; Obligations greater than \$50,000,000; Declarations; Missions Details; New Orleans data	25-85
6	Disaster Relief Terms	Definitions	86-87

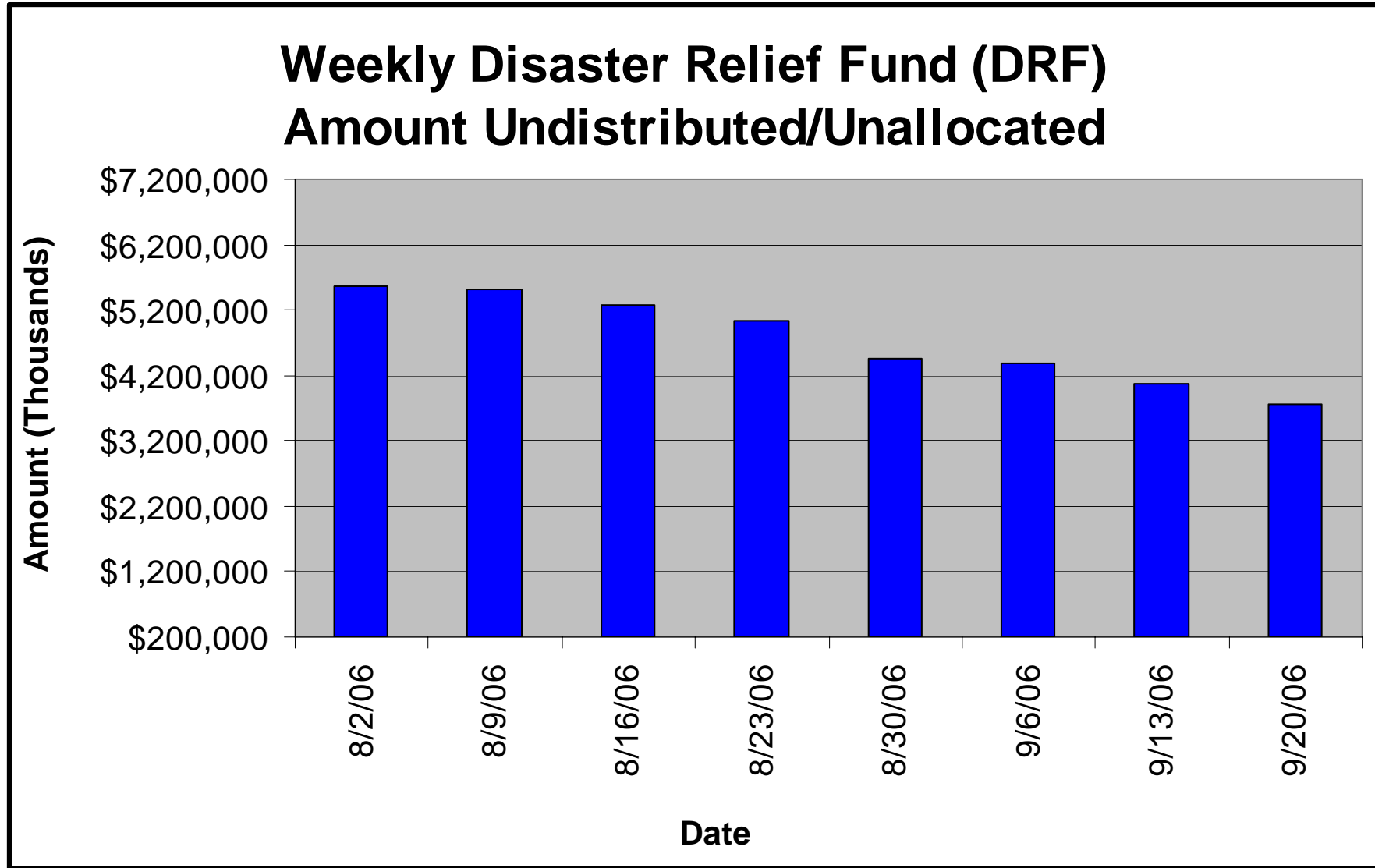
FEDERAL EMERGENCY MANAGEMENT AGENCY  
**DISASTER RELIEF FUND**  
 10/1/2005 to 9/20/2006



\* Note: \$6,000,000 supplemental pursuant to P.L. 109-234

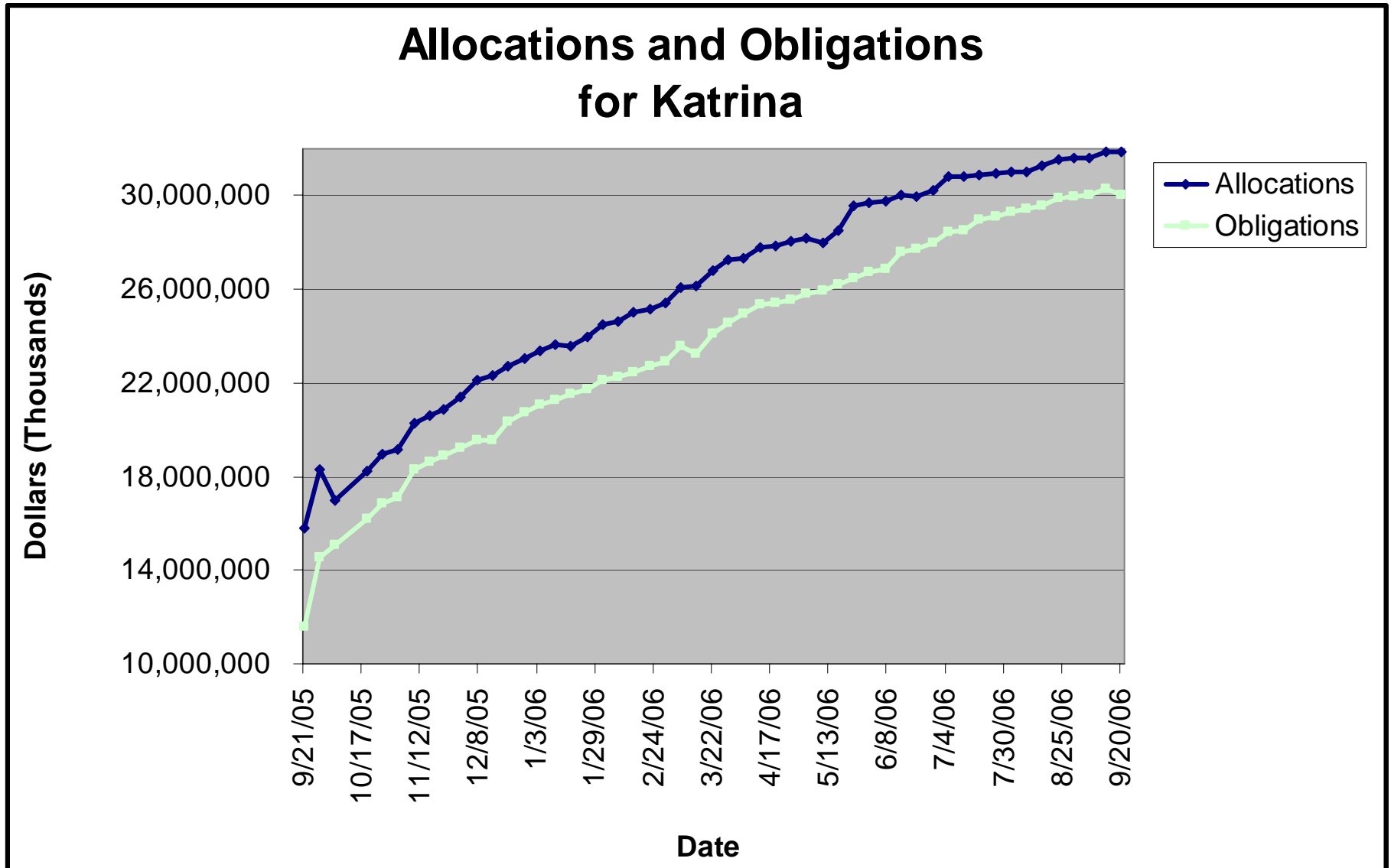
FEDERAL EMERGENCY MANAGEMENT AGENCY  
DISASTER RELIEF FUND

As of 9/20/06



FEDERAL EMERGENCY MANAGEMENT AGENCY  
DISASTER RELIEF FUND

As of 9/20/06



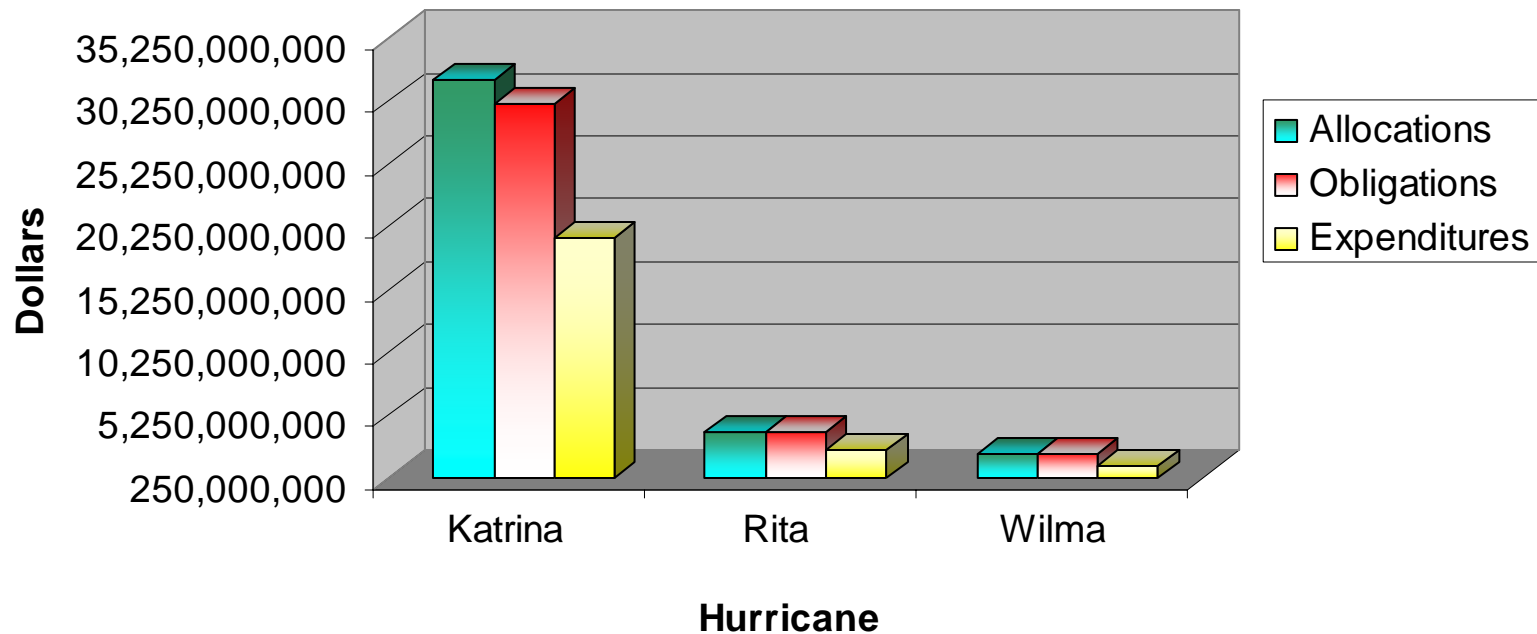
**FEDERAL EMERGENCY MANAGEMENT AGENCY  
DISASTER RELIEF FUND**

As of 9/20/06

**Katrina, Rita and Wilma  
Allocations, Obligations and Expenditures**

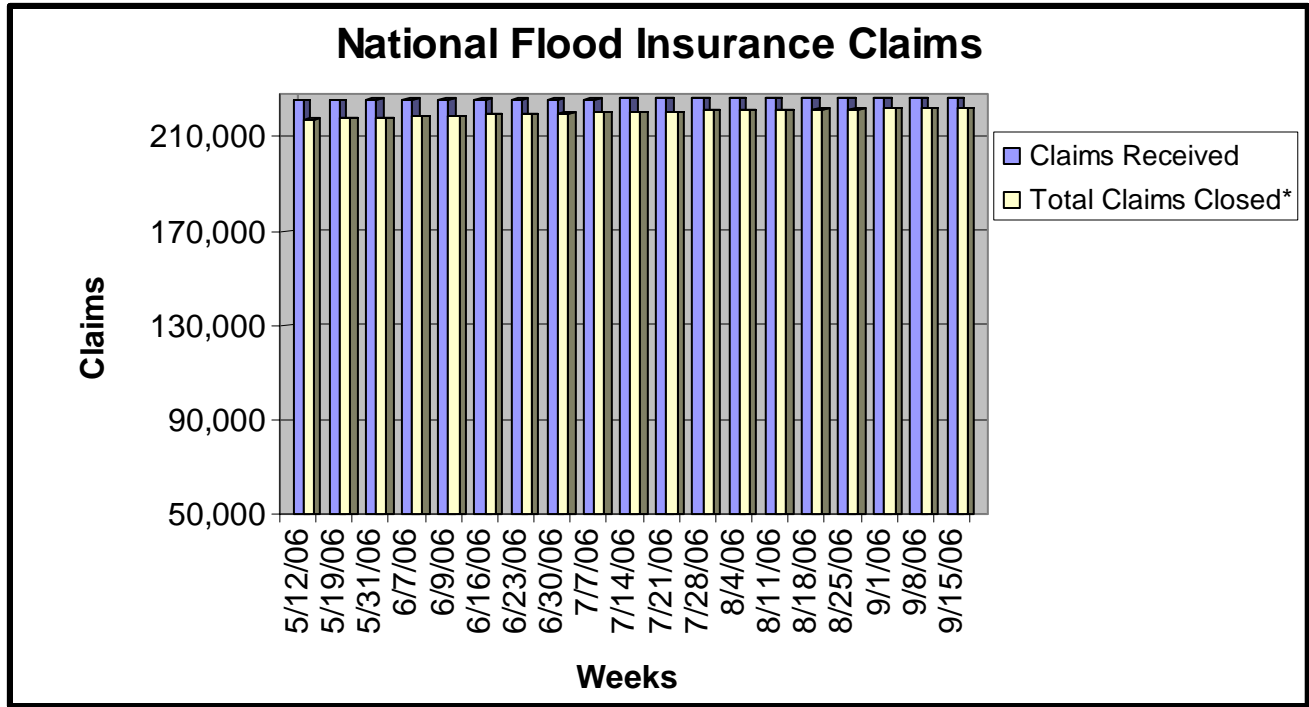
	Katrina	Rita	Wilma	Totals
Allocations	31,863,014,144	3,984,420,110	2,233,782,737	38,081,216,991
Obligations	30,004,127,861	3,873,734,747	2,151,648,179	36,029,510,786
Expenditures	19,313,262,261	2,540,023,913	1,258,889,180	23,112,175,354

**Allocations, Obligation and Expenditures  
for Katrina, Rita and Wilma**

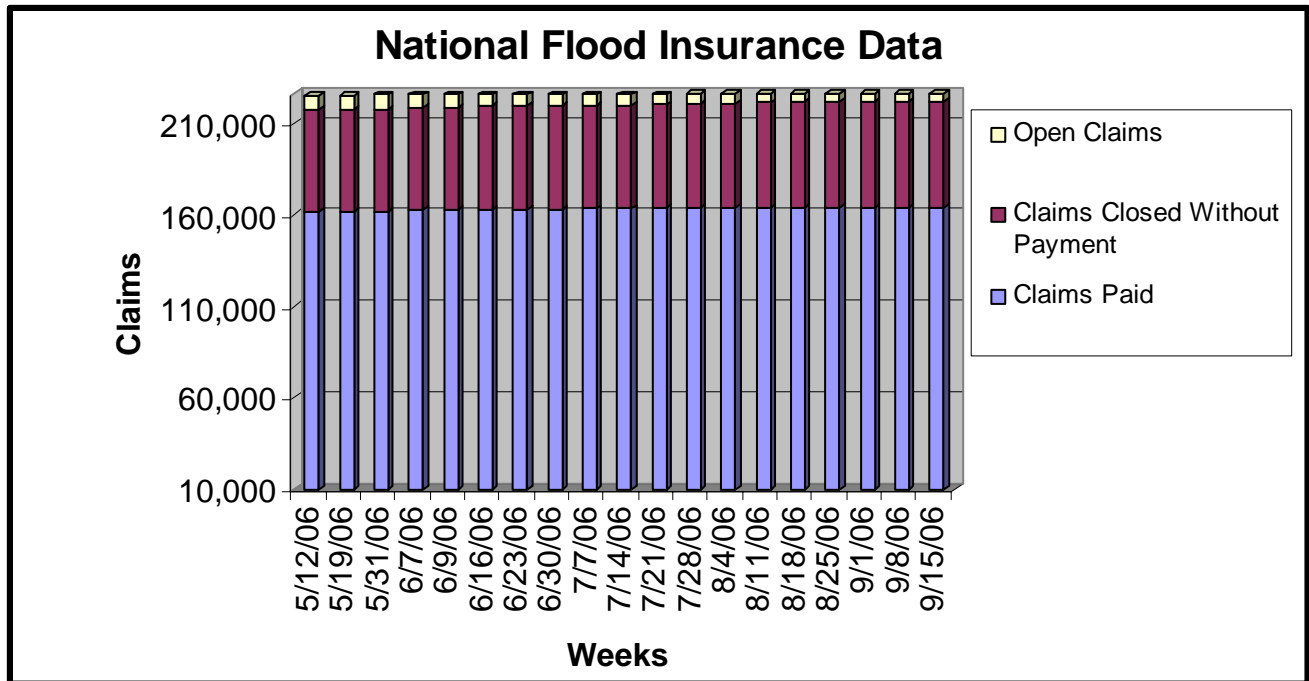


**FEDERAL EMERGENCY MANAGEMENT AGENCY  
DISASTER RELIEF FUND**

**As of 09/15/06**



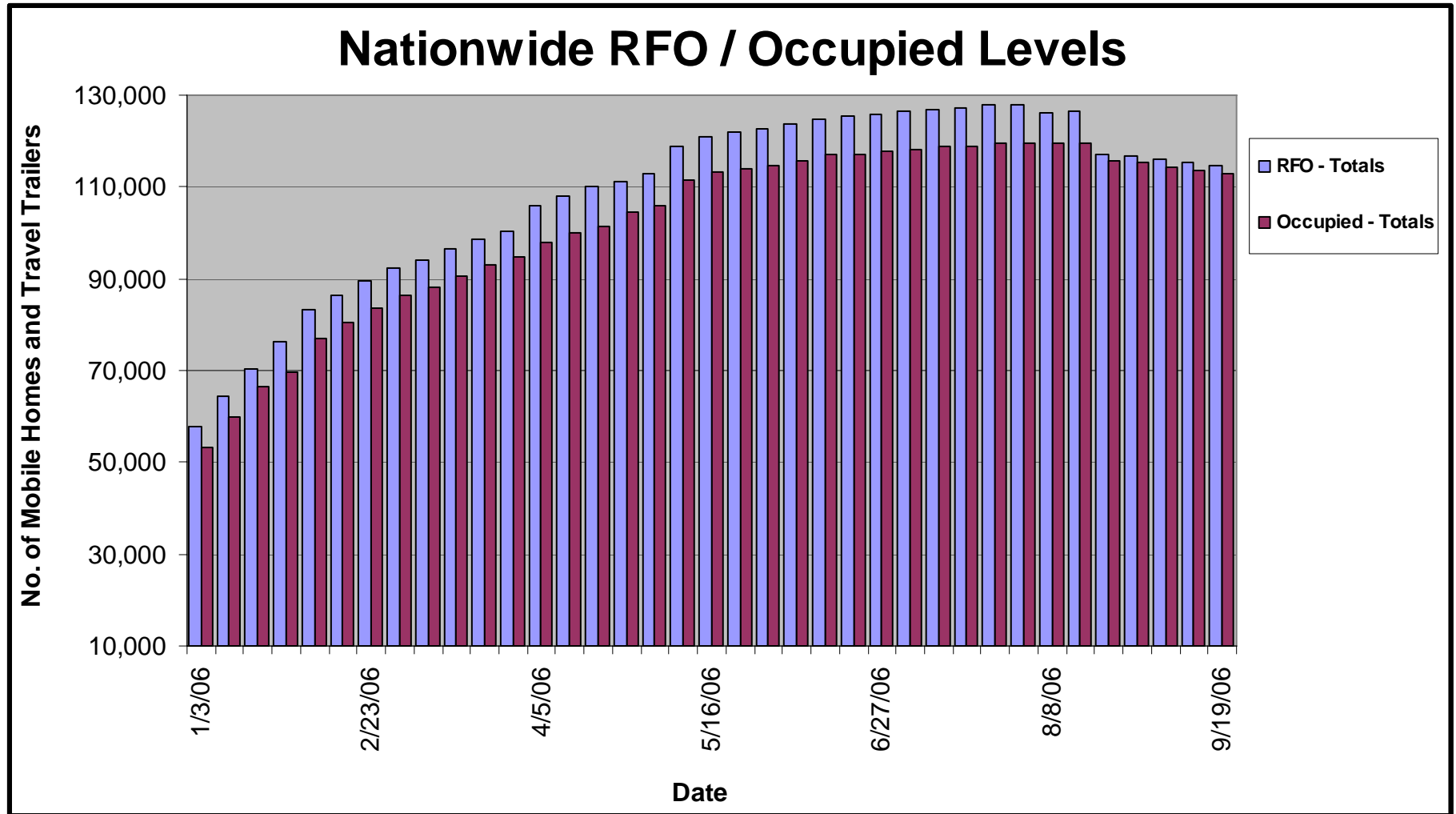
\*Note: "Total Claims Closed" incorporates Claims Closed Without Payment (CWOPs) and Claims Paid. CWOPs are claims that are received, but closed without payment because the damage is not covered by the NFIP Standard Flood Insurance Policy.



FEDERAL EMERGENCY MANAGEMENT AGENCY  
DISASTER RELIEF FUND

As of 9/19/06

Manufactured Housing Data  
Mobile Homes and Travel Trailers Ready for Occupation (RFO) and Occupied



**HOMELAND SECURITY - FEDERAL EMERGENCY MANAGEMENT AGENCY**  
**DISASTER RELIEF FUND - FY-2006 ACTIVITY**  
*Dollars in Thousands*  
As of 09/20/06

**Status of the Disaster Relief Fund**

	<u>Direct/Support</u>	<u>Change Since Last Report</u>
<b>Status of Obligations:</b>		
FY 2005 APPROPRIATION AVAILABLE:	69,687,736	0
FY 2005 OBLIGATIONS (net of recoveries):	23,158,726	0
FY 2005 UNOBLIGATED BALANCE:	46,529,010	0
FY 2006 APPROPRIATION AVAILABLE:	31,669,888	35,743
TOTAL OBLIGATIONS FY 2006 (net):	22,687,295	(51,618)
Obligations-FY '05 Recoveries:	2,300,378	35,743
Less: TOTAL OBLIGATIONS FY 2006 (gross):	24,987,673	(15,875)
UNOBLIGATED BALANCE:	6,682,215	51,618
<b>Status of Commitments:</b>		
Less: TOTAL COMMITMENTS:	26,729,663	157,154
UNCOMMITTED BALANCE:	4,940,225	(121,411)
<b>Status of Allocations:</b>		
FUNDS ALLOCATED FY 2005:	23,158,726	0
FUNDS ALLOCATED FY 2006:	27,795,341	236,168
Less: TOTAL OBLIGATIONS FY 2006 (gross):	24,987,673	(15,875)
UNOBLIGATED ALLOCATION:	2,807,668	252,043
<b>Amount Undistributed/Unallocated:</b>	<b>3,874,547</b>	<b>(200,425)</b>

Includes the rescission of \$23,409,300,000, transfer of \$752,500,000 to the Disaster Assistance Direct Loan Program Account, recoveries of \$2,300,377,844, the addition of the FY 2006 annual appropriation of \$1,752,300,000, the transfer of \$712,000,000 to the Small Business Administration for the Disaster Loan Program Account, the addition of the Fourth Emergency Supplemental appropriation of \$6,000,000,000 and the transfer of \$38,000,000 to the Social Security Administration.

**HOMELAND SECURITY - FEDERAL EMERGENCY MANAGEMENT AGENCY**  
**DISASTER RELIEF FUND**  
*Dollars in Thousands*  
As of 09/20/06

**Status of the Katrina Disaster Relief Funds**

	<u>Direct/Support</u>	<u>Change Since Last Report</u>
<b>Status of Allocations:</b>		
FUNDS ALLOCATED:	31,863,014	18,776
Less: TOTAL OBLIGATIONS (gross):	31,004,128	739,829
UNOBLIGATED ALLOCATION:	858,886	(721,053)
<b>Status of Obligations:</b>		
TOTAL OBLIGATIONS (gross):	31,004,128	739,829

**Status of the Rita Disaster Relief Funds**

	<u>Direct/Support</u>	<u>Change Since Last Report</u>
<b>Status of Allocations:</b>		
FUNDS ALLOCATED:	3,984,420	1,576
Less: TOTAL OBLIGATIONS (gross):	3,873,735	6,402
UNOBLIGATED ALLOCATION:	110,685	(4,826)
<b>Status of Obligations:</b>		
TOTAL OBLIGATIONS (gross):	3,873,735	6,402

**Status of the Wilma Disaster Relief Funds**

	<u>Direct/Support</u>	<u>Change Since Last Report</u>
<b>Status of Allocations:</b>		
FUNDS ALLOCATED:	2,237,493	3,710
Less: TOTAL OBLIGATIONS (gross):	2,155,598	3,950
UNOBLIGATED ALLOCATION:	81,895	(240)
<b>Status of Obligations:</b>		
TOTAL OBLIGATIONS (gross):	2,155,598	3,950



<b>Disaster Relief Fund: Details by Disaster Declaration (Katrina)</b>						
<b>Hurricane Katrina</b>			<u>Allocations</u>	<u>Obligations</u>	<u>Unobligated</u>	
Florida	Declared 8/28/05	1602DR	195,684	191,010	4,674	
Louisiana	Declared 8/27/05	3212EM	8,508	8,508	0	
Louisiana	Declared 8/28/05	1603DR	19,933,320	19,954,887	-21,567	
Subtotal, LA			19,941,828	19,963,395	-21,567	
Mississippi	Declared 8/28/05	3213EM	2,640	2,640	0	
Mississippi	Declared 8/28/05	1604DR	9,719,164	8,904,665	814,499	
Subtotal, MS			9,721,804	8,907,305	814,499	
Alabama	Declared 8/28/05	3214EM	84	84	0	
Alabama	Declared 8/28/05	1605DR	1,161,204	1,128,275	32,928	
Subtotal, AL			1,161,288	1,128,360	32,928	
<b>Evacuations</b>						
Arkansas	Declared 9/02/05	3215EM	54,221	54,184	36	
Texas	Declared 9/02/05	3216EM	606,041	603,928	2,113	
Tennessee	Declared 9/05/05	3217EM	33,338	33,338	0	
Georgia	Declared 9/05/05	3218EM	20,953	17,085	3,868	
Oklahoma	Declared 9/05/05	3219EM	14,427	12,649	1,779	
Florida	Declared 9/05/05	3220EM	9,202	7,848	1,354	
West Virginia	Declared 9/05/05	3221EM	907	886	21	
North Carolina	Declared 9/05/05	3222EM	2,002	1,993	9	
Utah	Declared 9/05/05	3223EM	2,010	1,992	18	
Colorado	Declared 9/05/05	3224EM	14,411	14,192	219	
Michigan	Declared 9/07/05	3225EM	2,524	2,267	257	
District of Columbia	Declared 9/07/05	3226EM	1,939	1,891	49	
Washington	Declared 9/07/05	3227EM	3,564	3,533	31	
Oregon	Declared 9/07/05	3228EM	2,153	2,145	8	
New Mexico	Declared 9/07/05	3229EM	2,246	1,697	550	
Illinois	Declared 9/07/05	3230EM	2,704	2,568	136	
Kentucky	Declared 9/10/05	3231EM	4,310	4,140	170	
Missouri	Declared 9/10/05	3232EM	2,671	2,597	74	
South Carolina	Declared 9/10/05	3233EM	3,657	3,637	20	
South Dakota	Declared 9/10/05	3234EM	295	274	21	
Pennsylvania	Declared 9/10/05	3235EM	3,415	3,405	10	
Kansas	Declared 9/10/05	3236EM	164	163	0	
Alabama	Declared 9/10/05	3237EM	4,000	3,840	160	
Indiana	Declared 9/10/05	3238EM	4,151	3,932	218	
Iowa	Declared 9/10/05	3239EM	261	228	33	
Virginia	Declared 9/12/05	3240EM	724	566	158	
Arizona	Declared 9/12/05	3241EM	7,550	7,558	(8)	
Minnesota	Declared 9/13/05	3242EM	15,024	2,875	12,149	
Nevada	Declared 9/13/05	3243EM	1,317	1,015	302	
Idaho	Declared 9/13/05	3244EM	679	654	25	
Nebraska	Declared 9/13/05	3245EM	211	211	0	
Connecticut	Declared 9/13/05	3246EM	1,043	722	322	
North Dakota	Declared 9/13/05	3247EM	66	51	15	
California	Declared 9/13/05	3248EM	903	704	199	
Wisconsin	Declared 9/13/05	3249EM	3,526	922	2,603	
Ohio	Declared 9/13/05	3250EM	2,544	2,500	44	
Maryland	Declared 9/13/05	3251EM	1,744	1,649	94	
Massachusetts	Declared 9/13/05	3252EM	6,366	6,316	50	
Montana	Declared 9/13/05	3253EM	443	433	10	
Rhode Island	Declared 9/19/05	3255EM	1,525	1,156	369	
Maine	Declared 9/19/05	3256EM	106	57	49	
New Jersey	Declared 9/19/05	3257EM	201	182	20	
New Hampshire	Declared 9/19/05	3258EM	106	16	90	
New York	Declared 9/30/05	3262EM	2,613	1,955	659	
Delaware	Declared 9/30/05	3263EM	151	101	50	
Subtotal, Evacuations			842,410	814,058	28,352	
<b>Total, Katrina</b>			<b>31,863,014</b>	<b>31,004,128</b>	<b>858,886</b>	
<b>Disaster Relief Fund: Details by Disaster Declaration (Rita)</b>						
<b>Hurricane Rita</b>			<u>Allocations</u>	<u>Obligations</u>	<u>Unobligated</u>	
Florida	Declared 9/20/05	3259EM	10,391	10,226	165	
Louisiana	Declared 9/21/05	3260EM	275	275	0	
Louisiana	Declared 9/24/05	1607DR	1,787,159	1,743,045	44,113	
Subtotal, Louisiana			1,787,434	1,743,320	44,113	
Texas	Declared 9/21/05	3261EM	103,104	103,087	17	
Texas	Declared 9/24/05	1606DR	2,083,492	2,017,102	66,390	
Subtotal, Texas			2,186,596	2,120,189	66,407	
<b>Total, Rita</b>			<b>3,984,420</b>	<b>3,873,735</b>	<b>110,685</b>	
<b>Disaster Relief Fund: Details by Disaster Declaration (Wilma)</b>						
<b>Hurricane Wilma</b>			<u>Allocations</u>	<u>Obligations</u>	<u>Unobligated</u>	
Florida	Declared 10/24/05	1609DR	2,237,493	2,155,598	81,895	
Subtotal, FL			2,237,493	2,155,598	81,895	
<b>Total, Wilma</b>			<b>2,237,493</b>	<b>2,155,598</b>	<b>81,895</b>	

## National Flood Insurance Program Data for Hurricanes Katrina and Rita

As of 09/15/2006

Number of Flood Insurance Claims Made to Feds, by State*	
State and Disaster Number	Number of Losses Received
Florida, DR-1602	9,021
Louisiana, DR-1603	177,827
Mississippi, DR-1604	19,006
Alabama, DR-1605	5,723
Texas, DR-1606	3,930
Louisiana, DR-1607	10,910
<b>TOTAL</b>	<b>226,417</b>

\*The data above is gathered through telephone surveys of NFIP Write Your Own companies and represents the best available information. These numbers should be regarded as preliminary estimates.

As of 3/28/06

Number of Homes Damaged Without Flood Insurance, by State**	
State and Disaster Number	Number of Registrants Reporting No Flood Insurance
Florida, DR-1602	733
Louisiana, DR-1603 and 1607	32,768
Mississippi, DR-1604	26,716
Alabama, DR-1605	1,743
Texas, DR-1606	889
<b>TOTAL</b>	<b>62,849</b>

\*\*Reports dated before 3/28/06 were based on households reported as flood damaged by the "applicants" when they originally filed for assistance. The data above represents the number of owners and renters (households) that registered through FEMA's National Processing Service Center, and subsequently received an inspection by FEMA or SBA. This report consists of only those households verified by inspection as flood damaged, including homes where sensors recorded flooding activity.

As of 09/15/2006

Number of Households Individual Claim Fully Paid, by State***	
State and Disaster Number	Number of Losses Paid
Florida, DR-1602	5,791
Louisiana, DR-1603	126,860
Mississippi, DR-1604	17,159
Alabama, DR-1605	5,097
Texas, DR-1606	1,717
Louisiana, DR-1607	7,443
<b>TOTAL</b>	<b>164,067</b>

\*\*\*\*"Losses Paid" are numbers generated from estimates received from the NFIP Write Your Own companies. These numbers represent all NFIP policies, both commercial and residential. This data represents the best information available at this time. These numbers should be regarded as preliminary estimates.

As of 09/15/2006

Number of Flood Insurance Claims Closed Without Payment (CWOP)*	
State and Disaster Number	Number of CWOP Claims
Florida, DR-1602	3,021
Louisiana, DR-1603	47,369
Mississippi, DR-1604	1,508
Alabama, DR-1605	550
Texas, DR-1606	2,098
Louisiana, DR-1607	3,140
<b>TOTAL</b>	<b>57,686</b>

\*The data above is gathered through telephone surveys of NFIP Write Your Own companies and represents the best available information. These numbers should be regarded as preliminary estimates. CWOPs are claims that are received, but closed without payment because the damage is not covered by the NFIP Standard Flood Insurance Policy.

**Hurricanes Katrina, Rita and Wilma  
Hotel and Motel Data\*  
As of 9/18/06**

<b>Hotel &amp; Motel Rooms</b>	
<b>State</b>	<b>Authorization Codes</b>
LA	31
<b>Total</b>	<b>31</b>

\*As of 5/02/06, FEMA tracks hotel occupancy through the use of authorization codes rather than hotel rooms. Authorization codes are issued to individual applicants (or an individual on behalf of a household) who meet eligibility and verification requirements to occupy a FEMA funded hotel room(s). While the number of authorization codes issued roughly reflects the number of rooms occupied, it is not a direct correlation.

# MANUFACTURED HOUSING DATA AS OF 9/19/2006

Hurricanes Katrina / Rita Manufactured Housing Data		9.19.06
<b>Louisiana</b>		9.19.06
<b>Inventory at Staging Area</b>		<b>5,090</b>
Travel Trailers		4,224
Mobile Homes		205
Modular Housing		661
Issued from Staging Area -Today		1
Pads - Leased (1)		16,737
Pads - Leases Pending		100
<b>Cumulative RFO</b>		<b>75,381</b>
Travel Trailers		70,672
Mobile Homes		4,709
<b>Occupied</b>		<b>73,982</b>
Travel Trailers		69,316
Mobile Homes		4,666
<b>Mississippi</b>		9.19.06
<b>Inventory at Staging Area</b>		<b>1,785</b>
Travel Trailers		1,374
Mobile Homes		411
Modular Housing		0
Issued from Staging Area -Today		58
Pads - Leased (1)		6,260
Pads - Leases Pending		201
<b>Cumulative RFO</b>		<b>35,226</b>
Travel Trailers		30,240
Mobile Homes		4,986
<b>Occupied</b>		<b>34,922</b>
Travel Trailers		30,102
Mobile Homes		4,820
<b>Alabama</b>		9.19.06
<b>Inventory at Staging Area</b>		<b>2,921</b>
Travel Trailers		2,008
Mobile Homes		913
Modular Housing		0
Issued from Staging Area -Today		26
Pads - Leased (1)		187
Pads - Leases Pending		0
<b>Cumulative RFO</b>		<b>777</b>
Travel Trailers		777
Mobile Homes		0
<b>Occupied</b>		<b>777</b>
Travel Trailers		777
Mobile Homes		0

# MANUFACTURED HOUSING DATA AS OF 9/19/2006

Hurricanes Katrina / Rita Manufactured Housing Data Continued	
<b>Texas</b>	9.19.06
<b>Inventory at Staging Area</b>	<b>11,640</b>
Travel Trailers	242
Mobile Homes	10,777
Modular Housing	621
Issued from Staging Area-Today	0
Pads - Leased (1)	194
Pads - Leases Pending	0
<b>Cumulative RFO</b>	<b>3,332</b>
Travel Trailers	3,332
Mobile Homes	0
<b>Occupied</b>	<b>3,315</b>
Travel Trailers	3,315
Mobile Homes	0
<b>Florida</b>	9.19.06
<b>Inventory at Staging Area</b>	<b>398</b>
Travel Trailers	248
Mobile Homes	150
Modular Housing	0
Issued from Staging Area -Today	0
<b>Totals</b>	9.19.06
<b>Cumulative RFO</b>	<b>114,716</b>
<b>Occupied</b>	<b>112,996</b>
<b>Comments</b>	
The figures contained in this report are based on best available data.	
» Report includes travel trailer, mobile home data and modular housing data.	
» Staging areas: LA - New Orleans, Baton Rouge and Lake Charles; AR - Hope;	
AL - Selma-Craig and Summerdale; TX - Texarkana and Jasper; MS - Purvis and Carne	
» FL-LT manages Florida manufactured housing.	
» Emergency Housing Sites include industrial, commercial, private and group sites.	
<b>Notes:</b>	
1. Excludes private and industrial EGS.	
2. Includes private, industrial, commercial and group sites.	

## KATRINA DECLARATIONS BY MAJOR OBJECT CLASS

**AS OF 09-20-2006**

ROUNDED TO THE NEAREST DOLLAR / PERCENT

PROGRAM AREA	PROGRAM NAME	ALLOCATIONS	UN-OBLIGATED COMMITMENTS	OBLIGATIONS	UN-OBLIGATED ALLOCATIONS(c)	UN-LIQUIDATED OBLIGATIONS	EXPENDITURES	ALLOCATION AVAILABLE
1-HUMAN SERVICES	2503-UNEMPLOYMENT	423,459,491		410,183,399	13,276,092		410,183,399	13,276,092
	2504-CRISIS COUNSELING-NIMH	70,531,403		34,332,749	36,198,654	1,121,390	33,211,359	36,198,654
	2576-LEGAL SERVICES	348,073	80,316	265,610	82,463	138,344	127,267	2,147
	2592-INSPECTIONS	236,146,214	19,688,794	237,325,611	(1,179,397)	100,314,762	137,010,850	(20,868,192)
	4149-OTHER NEEDS ASSISTANCE	1,856,789,314		1,856,467,677	321,637	55,174,443	1,801,293,234	321,637
	414X-HOUSING ASSISTANCE	4,121,355,741	5,883	4,117,656,686	3,699,055	13,997,445	4,103,659,241	3,693,172
	4152-CRISIS COUNSELING-SCC	40,720,750		40,151,560	569,190	16,056,168	24,095,392	569,190
	IMMEDIATE NEEDS ASSISTANCE			10,000	(10,000)	10,000		(10,000)
	MANUFACTURED HOUSING	7,502,748,822	920,326,492	6,536,539,266	966,209,556	1,395,762,881	5,140,776,385	45,883,064
<b>TOTAL</b>	<b>14,252,099,809</b>	<b>940,101,485</b>	<b>13,232,932,559</b>	<b>1,019,167,250</b>	<b>1,582,575,434</b>	<b>11,650,357,125</b>	<b>79,065,765</b>	
2-INFRASTRUCTURE	2594-INSPECTIONS	719,903,029	303,717,589	413,566,917	306,336,112	112,893,595	300,673,322	2,618,523
	416X-PUBLIC ASSISTANCE	6,152,457,099		6,023,284,557	129,172,542	3,006,790,207	3,016,494,350	129,172,542
	<b>TOTAL</b>	<b>6,872,360,128</b>	<b>303,717,589</b>	<b>6,436,851,474</b>	<b>435,508,654</b>	<b>3,119,683,801</b>	<b>3,317,167,673</b>	<b>131,791,065</b>
3-MITIGATION	2593-INSPECTIONS	32,722,196	5,738,002	23,402,629	9,319,567	13,687,223	9,715,407	3,581,565
	4173-HAZARD MITIGATION	23,208,933		23,208,933		21,800,508	1,408,425	
	<b>TOTAL</b>	<b>55,931,129</b>	<b>5,738,002</b>	<b>46,611,562</b>	<b>9,319,567</b>	<b>35,487,731</b>	<b>11,123,831</b>	<b>3,581,565</b>
4-OPERATIONS	2507-MISSIONS-TA	26,130,756		24,687,256	1,443,500	20,985,669	3,701,587	1,443,500
	2508-MISSIONS-DFA	4,614,829,852		4,605,328,916	9,500,936	3,492,159,112	1,113,169,804	9,500,936
	<b>TOTAL</b>	<b>4,640,960,608</b>		<b>4,630,016,172</b>	<b>10,944,436</b>	<b>3,513,144,781</b>	<b>1,116,871,391</b>	<b>10,944,436</b>
5-ADMINISTRATION	11XX-SALARIES & BENEFITS	411,525,811		398,697,404	12,828,407		398,697,404	12,828,407
	21XX-TRAVEL	221,124,608	2,866,791	215,812,529	5,312,079	11,525,638	204,286,891	2,445,287
	22XX-TRANSPORTION	45,774,335	228,048	41,743,503	4,030,832	5,354,666	36,388,837	3,802,785
	23XX-RENT, COMM, UTILITIES	303,187,625	23,787,208	278,471,068	24,716,557	64,463,268	214,007,800	929,349
	24XX-PRINT & REPRO	5,709,608	375,836	5,083,558	626,050	2,796,972	2,286,586	250,214
	2501-MISSIONS-FOS	2,187,686,354		2,185,196,106	2,490,248	1,536,385,540	648,810,566	2,490,248
	25XX-OTHER SERVICES	2,019,254,907	245,630,563	1,731,275,151	287,979,756	640,345,131	1,090,930,020	42,349,193
	26XX-SUPPLIES & MATERIALS	547,221,930	17,471,124	519,467,971	27,753,959	116,172,255	403,295,716	10,282,836
	31XX-EQUIPMENT	213,036,356	10,947,434	197,471,746	15,564,609	21,444,486	176,027,260	4,617,175
	32XX-LAND & STRUCTURES	11,945,466	2,283,461	9,301,589	2,643,877	510,778	8,790,811	360,416
	4101-URBAN SEARCH & RESCUE	75,195,470		75,195,469	1	40,975,119	34,220,350	1
	<b>TOTAL</b>	<b>6,041,662,470</b>	<b>303,590,465</b>	<b>5,657,716,094</b>	<b>383,946,377</b>	<b>2,439,973,853</b>	<b>3,217,742,241</b>	<b>80,355,912</b>
<b>GRAND TOTAL</b>	<b>31,863,014,144</b>	<b>1,553,147,541</b>	<b>30,004,127,861</b>	<b>1,858,886,283</b>	<b>10,690,865,600</b>	<b>19,313,262,261</b>	<b>305,738,742</b>	

**KATRINA DECLARATIONS BY PROGRAM AREA**

**AS OF 09-20-2006**

PROGRAM CODE	STATE NAME	PROGRAM AREA	ALLOCATIONS	UN-OBLIGATED COMMITMENTS	OBLIGATIONS	UN-OBLIGATED ALLOCATIONS(c)	UN-LIQUIDATED OBLIGATIONS	EXPENDITURES	ALLOCATION AVAILABLE
1602DR	FLORIDA	2-INFRASTRUCTURE	163,558,474		163,585,950	(27,476)	39,461,399	124,124,552	(27,476)
		4-OPERATIONS	10,000		10,000		10,000		
		5-ADMINISTRATION	32,115,569	33,336	27,413,790	4,701,779	14,216,313	13,197,477	4,668,443
		<b>TOTAL</b>	<b>195,684,043</b>	<b>33,336</b>	<b>191,009,740</b>	<b>4,674,302</b>	<b>53,687,712</b>	<b>137,322,029</b>	<b>4,640,966</b>
1603DR	LOUISIANA	1-HUMAN SERVICES	10,143,854,721	492,544,470	9,635,183,145	508,671,576	1,122,288,322	8,512,894,823	16,127,106
		2-INFRASTRUCTURE	3,790,122,197	79,780,260	3,624,090,523	166,031,674	2,014,484,950	1,609,605,573	86,251,414
		3-MITIGATION	17,702,216	3,694,999	11,306,217	6,395,999	6,342,705	4,963,512	2,701,000
		4-OPERATIONS	2,925,025,833		2,924,524,398	501,435	2,115,140,397	809,384,001	501,435
		5-ADMINISTRATION	3,056,615,025	269,612,626	2,759,783,135	296,831,891	1,128,811,386	1,630,971,749	27,219,264
		<b>TOTAL</b>	<b>19,933,319,993</b>	<b>845,632,355</b>	<b>18,954,887,418</b>	<b>978,432,575</b>	<b>6,387,067,760</b>	<b>12,567,819,657</b>	<b>132,800,220</b>
1604DR	MISSISSIPPI	1-HUMAN SERVICES	3,445,656,813	433,734,458	2,950,491,290	495,165,524	394,592,256	2,555,899,034	61,431,065
		2-INFRASTRUCTURE	2,046,141,559	223,936,329	1,805,090,373	241,051,186	942,132,659	862,957,713	17,114,857
		3-MITIGATION	28,871,052	2,043,003	26,056,214	2,814,838	21,266,527	4,789,688	771,835
		4-OPERATIONS	1,494,662,910		1,494,219,909	443,001	1,246,000,938	248,218,970	443,001
		5-ADMINISTRATION	2,703,831,992	31,895,111	2,628,807,331	75,024,660	1,204,996,696	1,423,810,635	43,129,549
		<b>TOTAL</b>	<b>9,719,164,326</b>	<b>691,608,902</b>	<b>8,904,665,117</b>	<b>814,499,209</b>	<b>3,808,989,076</b>	<b>5,095,676,040</b>	<b>122,890,308</b>
1605DR	ALABAMA	1-HUMAN SERVICES	662,588,274	13,822,557	647,258,124	15,330,150	65,694,856	581,563,268	1,507,593
		2-INFRASTRUCTURE	100,598,362		99,193,265	1,405,097	23,972,606	75,220,658	1,405,097
		3-MITIGATION	9,357,861		9,249,131	108,730	7,878,499	1,370,632	108,730
		4-OPERATIONS	181,450,000		171,450,000	10,000,000	113,727,814	57,722,186	10,000,000
		5-ADMINISTRATION	207,209,054	2,049,392	201,124,809	6,084,245	71,406,508	129,718,301	4,034,853
		<b>TOTAL</b>	<b>1,161,203,551</b>	<b>15,871,949</b>	<b>1,128,275,329</b>	<b>32,928,222</b>	<b>282,680,284</b>	<b>845,595,045</b>	<b>17,056,274</b>
3212EM	LOUISIANA	2-INFRASTRUCTURE							
		4-OPERATIONS	1,500,000		1,500,000		1,497,904	2,096	
		5-ADMINISTRATION	7,008,058		7,008,058		6,246,960	761,098	
		<b>TOTAL</b>	<b>8,508,058</b>		<b>8,508,058</b>		<b>7,744,864</b>	<b>763,194</b>	
3213EM	MISSISSIPPI	2-INFRASTRUCTURE							
		4-OPERATIONS							
		5-ADMINISTRATION	2,639,985		2,639,985		2,472,683	167,302	
		<b>TOTAL</b>	<b>2,639,985</b>		<b>2,639,985</b>		<b>2,472,683</b>	<b>167,302</b>	
3214EM	ALABAMA	2-INFRASTRUCTURE							
		4-OPERATIONS							
		5-ADMINISTRATION	84,454		84,454		31,478	52,976	
		<b>TOTAL</b>	<b>84,454</b>		<b>84,454</b>		<b>31,478</b>	<b>52,976</b>	
3215EM	ARKANSAS	2-INFRASTRUCTURE	46,325,491		46,325,886	(395)	1,688,990	44,636,896	(395)
		4-OPERATIONS	3,500,000		3,500,000		3,500,000		
		5-ADMINISTRATION	4,395,434		4,358,567	36,867	691,743	3,666,824	36,867
		<b>TOTAL</b>	<b>54,220,925</b>		<b>54,184,453</b>	<b>36,473</b>	<b>5,880,732</b>	<b>48,303,720</b>	<b>36,473</b>
3216EM	TEXAS	2-INFRASTRUCTURE	553,200,699		551,436,252	1,764,447	60,663,473	490,772,779	1,764,447
		4-OPERATIONS	33,806,865		33,806,865		32,262,728	1,544,137	
		5-ADMINISTRATION	19,033,538		18,685,330	348,208	8,888,681	9,796,649	348,208
		<b>TOTAL</b>	<b>606,041,102</b>		<b>603,928,447</b>	<b>2,112,655</b>	<b>101,814,882</b>	<b>502,113,565</b>	<b>2,112,655</b>
3217EM	TENNESSEE	2-INFRASTRUCTURE	33,249,786		33,249,785	1	2,623,548	30,626,237	1
		4-OPERATIONS	5,000		5,000		5,000		
		5-ADMINISTRATION	83,363		83,363		2,000	81,363	
		<b>TOTAL</b>	<b>33,338,149</b>		<b>33,338,148</b>	<b>1</b>	<b>2,630,548</b>	<b>30,707,600</b>	<b>1</b>
3218EM	GEORGIA	2-INFRASTRUCTURE	20,900,000		17,031,873	3,868,128	7,006,623	10,025,250	3,868,128
		5-ADMINISTRATION	52,767		52,767		52,000	767	
		<b>TOTAL</b>	<b>20,952,767</b>		<b>17,084,640</b>	<b>3,868,128</b>	<b>7,058,623</b>	<b>10,026,017</b>	<b>3,868,128</b>
3219EM	OKLAHOMA	2-INFRASTRUCTURE	14,250,313		12,486,777	1,763,536	624,189	11,862,588	1,763,536
		5-ADMINISTRATION	176,910		161,938	14,972	12,604	149,334	14,972
		<b>TOTAL</b>	<b>14,427,223</b>		<b>12,648,715</b>	<b>1,778,508</b>	<b>636,793</b>	<b>12,011,922</b>	<b>1,778,508</b>
3220EM	FLORIDA	2-INFRASTRUCTURE	9,200,000		7,845,819	1,354,181	5,573,635	2,272,184	1,354,181
		5-ADMINISTRATION	2,272		2,272		2,272		
		<b>TOTAL</b>	<b>9,202,272</b>		<b>7,848,091</b>	<b>1,354,181</b>	<b>5,573,635</b>	<b>2,274,456</b>	<b>1,354,181</b>
3221EM	WEST VIRGINIA	2-INFRASTRUCTURE	783,000		782,658	342	16,327	766,331	342
		5-ADMINISTRATION	123,811		103,490	20,321	103,490	20,321	
		<b>TOTAL</b>	<b>906,811</b>		<b>886,148</b>	<b>20,663</b>	<b>16,327</b>	<b>869,821</b>	<b>20,663</b>
3222EM	NORTH CAROLINA	2-INFRASTRUCTURE	2,000,000		1,990,910	9,090	427,423	1,563,487	9,090
		5-ADMINISTRATION	2,261		2,261		2,000	261	
		<b>TOTAL</b>	<b>2,002,261</b>		<b>1,993,171</b>	<b>9,090</b>	<b>429,423</b>	<b>1,563,748</b>	<b>9,090</b>

PROGRAM CODE	STATE NAME	PROGRAM AREA	ALLOCATIONS	UN-OBLIGATED COMMITMENTS	OBLIGATIONS	UN-OBLIGATED ALLOCATIONS(c)	UN-LIQUIDATED OBLIGATIONS	EXPENDITURES	ALLOCATION AVAILABLE
3223EM	UTAH	2-INFRASTRUCTURE	1,928,275	1,000	1,927,275	1,000	513,872	1,413,402	0
		4-OPERATIONS							
		5-ADMINISTRATION	81,798		65,022	16,776	10,437	54,585	16,776
		<b>TOTAL</b>	<b>2,010,073</b>	<b>1,000</b>	<b>1,992,296</b>	<b>17,777</b>	<b>524,309</b>	<b>1,467,987</b>	<b>16,777</b>
3224EM	COLORADO	2-INFRASTRUCTURE	13,597,030		13,534,963	62,067	34,136	13,500,827	62,067
		4-OPERATIONS							
		5-ADMINISTRATION	814,280		657,136	157,144	11,526	645,610	157,144
		<b>TOTAL</b>	<b>14,411,310</b>		<b>14,192,099</b>	<b>219,211</b>	<b>45,662</b>	<b>14,146,437</b>	<b>219,211</b>
3225EM	MICHIGAN	2-INFRASTRUCTURE	1,920,000		1,836,248	83,752	179,636	1,656,612	83,752
		5-ADMINISTRATION	603,594		430,722	172,873	38,596	392,125	172,873
		<b>TOTAL</b>	<b>2,523,594</b>		<b>2,266,970</b>	<b>256,625</b>	<b>218,232</b>	<b>2,048,737</b>	<b>256,625</b>
		2-INFRASTRUCTURE	1,838,568		1,836,498	2,070	1,407,827	428,671	2,070
3226EM	DISTRICT OF COLUMBIA	5-ADMINISTRATION	100,803		54,053	46,751		54,053	46,751
		<b>TOTAL</b>	<b>1,939,371</b>		<b>1,890,551</b>	<b>48,821</b>	<b>1,407,827</b>	<b>482,724</b>	<b>48,821</b>
		2-INFRASTRUCTURE	3,122,179		3,122,177	2	2,500,630	621,547	2
		5-ADMINISTRATION	442,046		411,158	30,888	19,001	392,157	30,888
3227EM	WASHINGTON	<b>TOTAL</b>	<b>3,564,225</b>		<b>3,533,335</b>	<b>30,890</b>	<b>2,519,631</b>	<b>1,013,704</b>	<b>30,890</b>
		2-INFRASTRUCTURE	2,106,777		2,106,770	7	1,509,000	597,770	7
		5-ADMINISTRATION	46,053		38,096	7,957	6,181	31,915	7,957
		<b>TOTAL</b>	<b>2,152,830</b>		<b>2,144,866</b>	<b>7,964</b>	<b>1,515,181</b>	<b>629,685</b>	<b>7,964</b>
3229EM	NEW MEXICO	2-INFRASTRUCTURE	2,139,828		1,626,508	513,320	1,194,044	432,464	513,320
		5-ADMINISTRATION	106,507		70,132	36,375	3,770	66,361	36,375
		<b>TOTAL</b>	<b>2,246,335</b>		<b>1,696,640</b>	<b>549,695</b>	<b>1,197,814</b>	<b>498,826</b>	<b>549,695</b>
		2-INFRASTRUCTURE	2,418,578		2,324,462	94,116	224,583	2,099,879	94,116
3230EM	ILLINOIS	5-ADMINISTRATION	285,818		243,907	41,911	42,430	201,477	41,911
		<b>TOTAL</b>	<b>2,704,396</b>		<b>2,568,370</b>	<b>136,026</b>	<b>267,013</b>	<b>2,301,357</b>	<b>136,026</b>
		2-INFRASTRUCTURE	4,300,000		4,129,572	170,428	2,462,352	1,667,220	170,428
		5-ADMINISTRATION	9,961		9,961		2,000	7,961	
3231EM	KENTUCKY	<b>TOTAL</b>	<b>4,309,961</b>		<b>4,139,533</b>	<b>170,428</b>	<b>2,464,352</b>	<b>1,675,181</b>	<b>170,428</b>
		2-INFRASTRUCTURE	2,005,000		1,958,975	46,025	1,440,575	518,400	46,025
		5-ADMINISTRATION	665,895		637,790	28,105	12,888	624,902	28,105
		<b>TOTAL</b>	<b>2,670,895</b>		<b>2,596,765</b>	<b>74,131</b>	<b>1,453,463</b>	<b>1,143,302</b>	<b>74,131</b>
3232EM	MISSOURI	2-INFRASTRUCTURE	3,614,915		3,594,917	19,998	126,904	3,468,013	19,998
		5-ADMINISTRATION	42,089		42,089		2,000	40,089	
		<b>TOTAL</b>	<b>3,657,004</b>		<b>3,637,006</b>	<b>19,998</b>	<b>128,904</b>	<b>3,508,102</b>	<b>19,998</b>
		2-INFRASTRUCTURE	262,032		262,031	1	50,699	211,332	1
3234EM	SOUTH DAKOTA	5-ADMINISTRATION	32,700		12,086	20,614	1,734	10,352	20,614
		<b>TOTAL</b>	<b>294,732</b>		<b>274,117</b>	<b>20,615</b>	<b>52,433</b>	<b>221,684</b>	<b>20,615</b>
		2-INFRASTRUCTURE	3,139,000		3,138,444	556	1,051,194	2,087,250	556
		5-ADMINISTRATION	275,775		266,762	9,014		266,762	9,014
3235EM	PENNSYLVANIA	<b>TOTAL</b>	<b>3,414,775</b>		<b>3,405,206</b>	<b>9,570</b>	<b>1,051,194</b>	<b>2,354,012</b>	<b>9,570</b>
		2-INFRASTRUCTURE	163,200		163,069	131	9,135	153,933	131
		5-ADMINISTRATION	351		351	1		351	1
		<b>TOTAL</b>	<b>163,551</b>		<b>163,419</b>	<b>132</b>	<b>9,135</b>	<b>154,284</b>	<b>132</b>
3237EM	ALABAMA	2-INFRASTRUCTURE	3,000,000		2,840,416	159,584	28,262	2,812,154	159,584
		4-OPERATIONS	1,000,000		1,000,000		1,000,000		
		5-ADMINISTRATION							
		<b>TOTAL</b>	<b>4,000,000</b>		<b>3,840,416</b>	<b>159,584</b>	<b>1,028,262</b>	<b>2,812,154</b>	<b>159,584</b>
3238EM	INDIANA	2-INFRASTRUCTURE	4,127,992		3,930,006	197,986	3,882,398	47,608	197,986
		5-ADMINISTRATION	22,864		2,392	20,472	96	2,297	20,472
		<b>TOTAL</b>	<b>4,150,856</b>		<b>3,932,398</b>	<b>218,458</b>	<b>3,882,494</b>	<b>49,904</b>	<b>218,458</b>
		2-INFRASTRUCTURE	246,000		222,618	23,382	6,968	215,650	23,382
3239EM	IOWA	5-ADMINISTRATION	15,278		5,639	9,638		5,639	9,638
		<b>TOTAL</b>	<b>261,278</b>		<b>228,257</b>	<b>33,021</b>	<b>6,968</b>	<b>221,289</b>	<b>33,021</b>
		2-INFRASTRUCTURE	593,100		454,246	138,854	30,566	423,680	138,854
		5-ADMINISTRATION	130,910		111,522	19,388		111,522	19,388
3240EM	VIRGINIA	<b>TOTAL</b>	<b>724,010</b>		<b>565,768</b>	<b>158,242</b>	<b>30,566</b>	<b>535,202</b>	<b>158,242</b>
		2-INFRASTRUCTURE	5,292,410		5,292,115	295	95,822	5,196,293	295
		5-ADMINISTRATION	2,257,438		2,266,062	(8,624)	1,913,866	352,196	(8,624)
		<b>TOTAL</b>	<b>7,549,848</b>		<b>7,558,177</b>	<b>(8,330)</b>	<b>2,009,689</b>	<b>5,548,489</b>	<b>(8,330)</b>
3242EM	MINNESOTA	2-INFRASTRUCTURE	15,000,000		2,873,557	12,126,443	981,560	1,891,996	12,126,443
		5-ADMINISTRATION	24,450		1,927	22,523	22	1,905	22,523
		<b>TOTAL</b>	<b>15,024,450</b>		<b>2,875,484</b>	<b>12,148,966</b>	<b>981,582</b>	<b>1,893,902</b>	<b>12,148,966</b>



PROGRAM CODE	STATE NAME	PROGRAM AREA	ALLOCATIONS	UN-OBLIGATED COMMITMENTS	OBLIGATIONS	UN-OBLIGATED ALLOCATIONS(c)	UN-LIQUIDATED OBLIGATIONS	EXPENDITURES	ALLOCATION AVAILABLE
3243EM	NEVADA	2-INFRASTRUCTURE	1,000,000		705,623	294,377	168,185	537,438	294,377
		5-ADMINISTRATION	317,219		309,718	7,501	10,685	209,034	7,501
		<b>TOTAL</b>	<b>1,317,219</b>		<b>1,015,341</b>	<b>301,878</b>	<b>178,870</b>	<b>836,472</b>	<b>301,878</b>
3244EM	IDAHO	2-INFRASTRUCTURE	643,377		643,370	7	500,034	143,336	7
		5-ADMINISTRATION	35,700		10,869	24,831	1,010	9,860	24,831
		<b>TOTAL</b>	<b>679,077</b>		<b>654,239</b>	<b>24,838</b>	<b>501,044</b>	<b>153,195</b>	<b>24,838</b>
3245EM	NEBRASKA	2-INFRASTRUCTURE	210,100		210,100		76,154	133,946	
		5-ADMINISTRATION	1,302		1,302			1,302	
		<b>TOTAL</b>	<b>211,402</b>		<b>211,402</b>		<b>76,154</b>	<b>135,248</b>	
3246EM	CONNECTICUT	2-INFRASTRUCTURE	1,000,000		684,199	315,801	684,199		315,801
		5-ADMINISTRATION	43,301		37,443	5,858	13,718	23,725	5,858
		<b>TOTAL</b>	<b>1,043,301</b>		<b>721,642</b>	<b>321,659</b>	<b>697,917</b>	<b>23,725</b>	<b>321,659</b>
3247EM	NORTH DAKOTA	2-INFRASTRUCTURE	23,747		23,747	0	23,747		0
		5-ADMINISTRATION	41,985		27,322	14,663	1,596	25,726	14,663
		<b>TOTAL</b>	<b>65,732</b>		<b>51,069</b>	<b>14,664</b>	<b>25,342</b>	<b>25,726</b>	<b>14,664</b>
3248EM	CALIFORNIA	2-INFRASTRUCTURE	200,000		1,289	198,711	1,289		198,711
		5-ADMINISTRATION	703,320		702,681	639	9,820	692,861	639
		<b>TOTAL</b>	<b>903,320</b>		<b>703,970</b>	<b>199,350</b>	<b>11,109</b>	<b>692,861</b>	<b>199,350</b>
3249EM	WISCONSIN	2-INFRASTRUCTURE	3,501,228		921,249	2,579,979	46,502	874,747	2,579,979
		5-ADMINISTRATION	24,737		1,225	23,512		1,225	23,512
		<b>TOTAL</b>	<b>3,525,965</b>		<b>922,475</b>	<b>2,603,490</b>	<b>46,502</b>	<b>875,972</b>	<b>2,603,490</b>
3250EM	OHIO	2-INFRASTRUCTURE	2,518,180		2,499,922	18,258	607,733	1,892,189	18,258
		5-ADMINISTRATION	25,350			25,350			25,350
		<b>TOTAL</b>	<b>2,543,530</b>		<b>2,499,922</b>	<b>43,608</b>	<b>607,733</b>	<b>1,892,189</b>	<b>43,608</b>
3251EM	MARYLAND	2-INFRASTRUCTURE	1,637,550		1,566,521	71,029	211,687	1,354,834	71,029
		5-ADMINISTRATION	106,326		82,921	23,404	82,921	23,404	
		<b>TOTAL</b>	<b>1,743,876</b>		<b>1,649,442</b>	<b>94,434</b>	<b>211,687</b>	<b>1,437,755</b>	<b>94,434</b>
3252EM	MASSACHUSETTS	2-INFRASTRUCTURE	5,900,000		5,855,581	44,419	327,798	5,527,782	44,419
		5-ADMINISTRATION	466,246		460,310	5,936	15,420	444,890	5,936
		<b>TOTAL</b>	<b>6,366,246</b>		<b>6,315,890</b>	<b>50,356</b>	<b>343,218</b>	<b>5,972,672</b>	<b>50,356</b>
3253EM	MONTANA	2-INFRASTRUCTURE	400,000		397,372	2,628	279,525	117,847	2,628
		5-ADMINISTRATION	42,856		35,917	6,939	1,300	34,617	6,939
		<b>TOTAL</b>	<b>442,856</b>		<b>433,289</b>	<b>9,567</b>	<b>280,825</b>	<b>152,464</b>	<b>9,567</b>
3255EM	RHODE ISLAND	2-INFRASTRUCTURE	1,500,000		1,131,503	368,497	204,415	927,088	368,497
		5-ADMINISTRATION	24,708		24,175	532	5,707	18,468	532
		<b>TOTAL</b>	<b>1,524,708</b>		<b>1,155,679</b>	<b>369,029</b>	<b>210,122</b>	<b>945,557</b>	<b>369,029</b>
3256EM	MAINE	2-INFRASTRUCTURE	100,000		51,276	48,724		51,276	48,724
		5-ADMINISTRATION	6,000		6,000		5,706	294	(0)
		<b>TOTAL</b>	<b>106,000</b>		<b>57,276</b>	<b>48,724</b>	<b>5,706</b>	<b>51,570</b>	<b>48,724</b>
3257EM	NEW JERSEY	2-INFRASTRUCTURE	120,026		120,026		3,334	116,692	
		5-ADMINISTRATION	81,317		61,486	19,831	641	60,846	19,831
		<b>TOTAL</b>	<b>201,343</b>		<b>181,512</b>	<b>19,831</b>	<b>3,974</b>	<b>177,538</b>	<b>19,831</b>
3258EM	NEW HAMPSHIRE	2-INFRASTRUCTURE	100,000		9,887	90,113		9,887	90,113
		5-ADMINISTRATION	6,000		6,000		5,374	626	0
		<b>TOTAL</b>	<b>106,000</b>		<b>15,887</b>	<b>90,113</b>	<b>5,374</b>	<b>10,513</b>	<b>90,113</b>
3262EM	NEW YORK	2-INFRASTRUCTURE	2,259,214		1,644,588	614,626	138,349	1,506,239	614,626
		5-ADMINISTRATION	354,100		309,925	44,175	7,276	302,649	44,175
		<b>TOTAL</b>	<b>2,613,314</b>		<b>1,954,514</b>	<b>658,800</b>	<b>145,626</b>	<b>1,808,888</b>	<b>658,800</b>
3263EM	DELAWARE	2-INFRASTRUCTURE	101,941		100,286	1,655	4,868	95,419	1,655
		5-ADMINISTRATION	48,900		443	48,457		443	48,457
		<b>TOTAL</b>	<b>150,841</b>		<b>100,729</b>	<b>50,112</b>	<b>4,868</b>	<b>95,862</b>	<b>50,112</b>
<b>GRAND TOTAL</b>			<b>31,863,014,144</b>	<b>1,553,147,541</b>	<b>30,004,127,861</b>	<b>1,858,886,283</b>	<b>10,690,865,600</b>	<b>19,313,262,261</b>	<b>305,738,742</b>

**KATRINA MISSION ASSIGNMENTS**

**AS OF 09-20-2006**

<b>OBLIGATIONS</b>	
<b>DHS AGENCIES</b>	<b>Total</b>
BTS	200,000
CBP	30,957,949
DHSOIG	200,000
FLETC	460,103
FPS	199,068,373
IAIP	214,000
ICE	35,938,730
NCS	7,318,000
OCFO	210,000
OSLGCP	200,000
S&T	100,000
TSA	455,000
USCG	201,557,501
USCIS	910,000
USSS	8,800
<b>Subtotal, DHS</b>	<b>477,798,456</b>
<b>OTHER AGENCIES</b>	<b>Total</b>
AID	17,344,000
APHIS	380,000
ARC	50,000
BUREC	1,089,000
CDC	17,423,500
CNCS	2,990,126
COE-LRD	2,522
COE-MVD	3,751,126,516
COE-SAD	181,415,000
DHUD	82,922,680
DOC	1,500,000
DOD	968,456,169
DOE	242,026
DOED	205,000
DOI	1,354,400
DOL	314,946
DOS	55,000
DOT	460,702,225
EEOC	354,546
EPA	312,386,200
FAA	
FCC	200,000
FCSIC	200,000
FMSHRC	200,000
FNS	20,000
GSA	78,321,518
HHS	163,669,997
MSPB	
NAR	880,380
NASA	491,500
NCPC	7,469
NCUA	
NGA	690,000
NLRB	240,000
NOAA	2,250,000
NPS	157,000
NRC	200,000
NSF	200,000
OPM	769,564
OSHA	21,625,000
RRB	5,419
SBA	200,000
SCS	11,800
SEC	2,000
SSA	842,509
TREAS	2,710,650
TVA	9,861,130
USDA	12,560,500
USDJ	55,749,600
USFS	178,680,972
USGS	453,851
USPC	4,697,217
USPHS	
USPS	1,126,889
VA	75,000
<b>Subtotal, Other Agencies</b>	<b>6,337,413,822</b>
<b>Grand Total MA s</b>	<b>6,815,212,278</b>

## RITA DECLARATIONS BY MAJOR OBJECT CLASS

AS OF 09-20-2006

PROGRAM AREA	PROGRAM NAME	ALLOCATIONS	UN-OBLIGATED COMMITMENTS	OBLIGATIONS	UN-OBLIGATED ALLOCATIONS(c)	UN-LIQUIDATED OBLIGATIONS	EXPENDITURES	ALLOCATION AVAILABLE
1-HUMAN SERVICES	2503-UNEMPLOYMENT	23,167,496		21,545,421	1,622,075		21,545,421	1,622,075
	2504-CRISIS COUNSELING-NIMH	3,855,225		1,546,988	2,308,237		1,546,988	2,308,237
	2576-LEGAL SERVICES							
	2592-INSPECTIONS	104,901,470	30,808	104,883,467	18,003	44,151,330	60,732,137	(12,805)
	4149-OTHER NEEDS ASSISTANCE	106,800,500		106,800,000	500	1,799,105	105,000,895	500
	414X-HOUSING ASSISTANCE	914,841,548		915,290,649	(449,101)	3,739,519	911,551,131	(449,101)
	4152-CRISIS COUNSELING-SCC	982,215		1,557,215	(575,000)	1,330,840	226,375	(575,000)
	4154-OTHER NEEDS ASSISTANCE	72,880,000		71,880,000	1,000,000	1,342,625	70,537,375	1,000,000
	MANUFACTURED HOUSING	189,023,029	7,959,383	156,244,273	32,778,755	41,155,565	115,088,708	24,819,372
	<b>TOTAL</b>	<b>1,416,451,483</b>	<b>7,990,191</b>	<b>1,379,748,013</b>	<b>36,703,470</b>	<b>93,518,984</b>	<b>1,286,229,029</b>	<b>28,713,278</b>
2-INFRASTRUCTURE	2594-INSPECTIONS	20,602,900		20,524,921	77,979	4,586,899	15,938,023	77,979
	416X-PUBLIC ASSISTANCE	737,727,097		733,881,770	3,845,327	285,085,911	448,795,860	3,845,327
	<b>TOTAL</b>	<b>758,329,997</b>		<b>754,406,692</b>	<b>3,923,305</b>	<b>289,672,810</b>	<b>464,733,882</b>	<b>3,923,305</b>
3-MITIGATION	2593-INSPECTIONS	16,324,974	558,068	12,161,943	4,163,031	9,122,759	3,039,185	3,604,963
	4173-HAZARD MITIGATION	28,487,238		28,487,238		28,330,054	157,184	
	<b>TOTAL</b>	<b>44,812,212</b>	<b>558,068</b>	<b>40,649,181</b>	<b>4,163,031</b>	<b>37,452,813</b>	<b>3,196,368</b>	<b>3,604,963</b>
4-OPERATIONS	2507-MISSIONS-TA	750,000		750,000		455,371	294,629	
	2508-MISSIONS-DFA	661,327,800		659,747,600	1,580,200	352,018,001	307,729,599	1,580,200
	<b>TOTAL</b>	<b>662,077,800</b>		<b>660,497,600</b>	<b>1,580,200</b>	<b>352,473,372</b>	<b>308,024,228</b>	<b>1,580,200</b>
5-ADMINISTRATION	11XX-SALARIES & BENEFITS	60,235,660		58,626,490	1,609,170		58,626,490	1,609,170
	21XX-TRAVEL	35,222,840	3,047	34,861,616	361,224	1,055,453	33,806,163	358,177
	22XX-TRANSPORTION	3,761,000	120,000	1,571,601	2,189,399	319,049	1,252,552	2,069,399
	23XX-RENT, COMM, UTILITIES	26,793,174	2,246,375	24,054,955	2,738,219	7,013,444	17,041,511	491,845
	24XX-PRINT & REPRO	1,163,000	30,000	959,236	203,764	637,547	321,689	173,764
	2501-MISSIONS-FOS	384,518,781		384,353,276	165,505	318,416,791	65,936,485	165,505
	25XX-OTHER SERVICES	504,115,374	38,175,188	453,959,055	50,156,319	203,220,927	250,738,128	11,981,130
	26XX-SUPPLIES & MATERIALS	49,484,580	1,261,310	45,440,579	4,044,001	11,686,089	33,754,490	2,782,691
	31XX-EQUIPMENT	14,588,983	1,604,383	11,925,002	2,663,981	2,601,291	9,323,711	1,059,598
	32XX-LAND & STRUCTURES	465,000	3,750	401,225	63,775	173,849	227,376	60,025
	4101-URBAN SEARCH & RESCUE	22,400,226	120,000	22,280,226	120,000	15,468,415	6,811,811	
<b>TOTAL</b>	<b>1,102,748,618</b>	<b>43,564,054</b>	<b>1,038,433,260</b>	<b>64,315,358</b>	<b>560,592,855</b>	<b>477,840,405</b>	<b>20,751,304</b>	
<b>GRAND TOTAL</b>	<b>3,984,420,110</b>		<b>52,112,313</b>	<b>3,873,734,747</b>	<b>110,685,363</b>	<b>1,333,710,834</b>	<b>2,540,023,913</b>	<b>58,573,050</b>

## RITA DECLARATIONS BY PROGRAM AREA

AS OF 09-20-2006

PROGRAM CODE	STATE NAME	PROGRAM AREA	ALLOCATIONS	UN-OBLIGATED COMMITMENTS	OBLIGATIONS	UN-OBLIGATED ALLOCATIONS(c)	UN-LIQUIDATED OBLIGATIONS	EXPENDITURES	ALLOCATION AVAILABLE
1606DR	TEXAS	1-HUMAN SERVICES	843,897,197	7,990,191	809,501,964	34,395,233	71,618,811	737,883,153	26,405,041
		2-INFRASTRUCTURE	377,980,900		376,819,337	1,161,563	106,279,536	270,539,800	1,161,563
		3-MITIGATION	39,533,685	308,028	35,630,694	3,902,991	34,717,264	913,430	3,594,963
		4-OPERATIONS	238,831,800		237,501,600	1,330,200	63,135,205	174,366,395	1,330,200
		5-ADMINISTRATION	583,248,046	5,432,167	557,648,048	25,599,998	270,375,983	287,272,065	20,167,831
		<b>TOTAL</b>	<b>2,083,491,627</b>	<b>13,730,386</b>	<b>2,017,101,643</b>	<b>66,389,985</b>	<b>546,126,800</b>	<b>1,470,974,843</b>	<b>52,659,599</b>
1607DR	LOUISIANA	1-HUMAN SERVICES	572,554,286		570,246,049	2,308,237	21,900,173	548,345,876	2,308,237
		2-INFRASTRUCTURE	365,234,097		362,654,536	2,579,561	179,346,446	183,308,089	2,579,561
		3-MITIGATION	5,278,527	250,040	5,018,487	260,040	2,735,549	2,282,939	10,000
		4-OPERATIONS	418,136,000		417,886,000	250,000	284,228,168	133,657,832	250,000
		5-ADMINISTRATION	425,955,601	38,131,887	387,240,241	38,715,360	203,622,420	183,617,821	583,473
		<b>TOTAL</b>	<b>1,787,158,511</b>	<b>38,381,927</b>	<b>1,743,045,313</b>	<b>44,113,198</b>	<b>691,832,755</b>	<b>1,051,212,558</b>	<b>5,731,271</b>
3259EM	FLORIDA	2-INFRASTRUCTURE	9,100,000		8,934,900	165,100	3,718,208	5,216,692	165,100
		4-OPERATIONS	10,000		10,000		10,000		
		5-ADMINISTRATION	1,280,801		1,280,801		1,211,541	69,260	
		<b>TOTAL</b>	<b>10,390,801</b>		<b>10,225,700</b>	<b>165,100</b>	<b>4,939,749</b>	<b>5,285,951</b>	<b>165,100</b>
3260EM	LOUISIANA	2-INFRASTRUCTURE							
		4-OPERATIONS	100,000		100,000		100,000		
		5-ADMINISTRATION	175,000		175,000		175,000		
		<b>TOTAL</b>	<b>275,000</b>		<b>275,000</b>		<b>275,000</b>		
3261EM	TEXAS	2-INFRASTRUCTURE	6,015,000		5,997,920	17,080	328,619	5,669,301	17,080
		4-OPERATIONS	5,000,000		5,000,000		5,000,000		
		5-ADMINISTRATION	92,089,171		92,089,171		85,207,911	6,881,260	
		<b>TOTAL</b>	<b>103,104,171</b>		<b>103,087,091</b>	<b>17,080</b>	<b>90,536,530</b>	<b>12,550,560</b>	<b>17,080</b>
<b>GRAND TOTAL</b>			<b>3,984,420,110</b>	<b>52,112,313</b>	<b>3,873,734,747</b>	<b>110,685,363</b>	<b>1,333,710,834</b>	<b>2,540,023,913</b>	<b>58,573,050</b>

## RITA MISSION ASSIGNMENTS

**AS OF 09-20-2006**

<b>OBLIGATIONS</b>	
<b>DHS AGENCIES</b>	<b>Total</b>
CBP	12,000,000
FPS	13,003,817
NCS	5,862,685
USCG	26,741,000
<b>Subtotal, DHS</b>	<b>57,607,502</b>
<b>OTHER AGENCIES</b>	<b>Total</b>
APHIS	20,000
ARC	
BIA	317,600
BUREC	1,000,000
CDC	
CNCS	224,000
COE-MVD	287,575,000
COE-NAD	
COE-SAD	155,000
COE-SWD	267,918,900
DHUD	120,000
DOD	48,480,000
DOE	60,000
DOI	5,000
DOT	59,671,544
EPA	40,789,830
GSA	565,500
HHS	76,290,000
NGA	690,000
NOAA	2,790,000
TREAS	80,000
TVA	2,080,000
USDA	6,470,000
USFS	180,905,000
USGS	36,000
USPC	1,000,000
VA	10,000,000
<b>Subtotal, Other Agencies</b>	<b>987,243,374</b>
<b>Grand Total MA s</b>	<b>1,044,850,876</b>

## WILMA DECLARATIONS BY MAJOR OBJECT CLASS

AS OF 09-20-2006

PROGRAM AREA	PROGRAM NAME	ALLOCATIONS	UN-OBLIGATED COMMITMENTS	OBLIGATIONS	UN-OBLIGATED ALLOCATIONS(c)	UN-LIQUIDATED OBLIGATIONS	EXPENDITURES	ALLOCATION AVAILABLE
1-HUMAN SERVICES	2503-UNEMPLOYMENT	6,050,125		6,050,125			6,050,125	
	2504-CRISIS COUNSELING-NIMH	8,246,808		8,246,808		5,000,000	3,246,808	
	2576-LEGAL SERVICES	5,000		5,000			5,000	
	2592-INSPECTIONS	48,379,400		46,354,901	2,024,499	7,277,992	39,076,909	2,024,499
	4149-OTHER NEEDS ASSISTANCE	183,000,000		158,999,943	24,000,057	15,120,308	143,879,634	24,000,057
	414X-HOUSING ASSISTANCE	163,715,000		157,695,000	6,020,000	9,536,370	148,158,630	6,020,000
	4152-CRISIS COUNSELING-SCC	2,628,148		2,424,122	204,026	725,617	1,698,505	204,026
	<b>TOTAL</b>	<b>499,037,481</b>	<b>1,243,477</b>	<b>461,144,555</b>	<b>37,892,926</b>	<b>51,743,988</b>	<b>409,400,567</b>	<b>36,649,449</b>
2-INFRASTRUCTURE	2594-INSPECTIONS	51,741,806	10,548,900	41,183,606	10,558,200	6,935,192	34,248,414	9,300
	416X-PUBLIC ASSISTANCE	1,094,050,000		1,094,024,845	25,155	411,111,216	682,913,629	25,155
	<b>TOTAL</b>	<b>1,145,791,806</b>	<b>10,548,900</b>	<b>1,135,208,451</b>	<b>10,583,355</b>	<b>418,046,408</b>	<b>717,162,043</b>	<b>34,455</b>
3-MITIGATION	2593-INSPECTIONS	1,000,000		954,629	45,371	513,696	440,933	45,371
	<b>TOTAL</b>	<b>1,000,000</b>		<b>954,629</b>	<b>45,371</b>	<b>513,696</b>	<b>440,933</b>	<b>45,371</b>
4-OPERATIONS	2507-MISSIONS-TA	700,110		700,000	110	378,524	321,476	110
	2508-MISSIONS-DFA	233,328,384		233,238,384	90,000	215,594,395	17,643,989	90,000
	<b>TOTAL</b>	<b>234,028,494</b>		<b>233,938,384</b>	<b>90,110</b>	<b>215,972,919</b>	<b>17,965,465</b>	<b>90,110</b>
5-ADMINISTRATION	11XX-SALARIES & BENEFITS	37,113,330		36,093,223	1,020,107		36,093,223	1,020,107
	21XX-TRAVEL	14,859,700	149,535	14,618,672	241,028	600,059	14,018,613	91,493
	22XX-TRANSPORTION	15,125,440	2,200,000	12,625,440	2,500,000	8,066,727	4,558,713	300,000
	23XX-RENT, COMM, UTILITIES	7,812,605	489,928	7,385,252	427,353	1,017,745	6,367,506	(62,575)
	24XX-PRINT & REPRO	548,500	10,837	267,231	281,269	52,032	215,200	270,431
	2501-MISSIONS-FOS	145,229,012		135,809,959	9,419,053	101,954,730	33,855,228	9,419,053
	25XX-OTHER SERVICES	31,382,000	5,308,734	18,702,623	12,679,377	12,790,236	5,912,388	7,370,642
	26XX-SUPPLIES & MATERIALS	91,472,744	3,966,780	85,848,273	5,624,471	75,295,643	10,552,630	1,657,691
	31XX-EQUIPMENT	4,066,400	987,276	3,005,437	1,060,963	1,362,505	1,642,932	73,687
	32XX-LAND & STRUCTURES	99,225	12,038	82,255	16,970		82,255	4,932
4101-URBAN SEARCH & RESCUE	6,216,000		5,963,794	252,206	5,342,310	621,485	252,206	
<b>TOTAL</b>	<b>353,924,956</b>	<b>13,125,128</b>	<b>320,402,160</b>	<b>33,522,796</b>	<b>206,481,987</b>	<b>113,920,173</b>	<b>20,397,668</b>	
<b>GRAND TOTAL</b>	<b>2,233,782,737</b>	<b>24,917,505</b>	<b>2,151,648,179</b>	<b>82,134,558</b>	<b>892,758,998</b>	<b>1,258,889,180</b>	<b>57,217,053</b>	

## WILMA DECLARATIONS BY PROGRAM AREA

AS OF 09-20-2006

PROGRAM CODE	STATE NAME	PROGRAM AREA	ALLOCATIONS	UN-OBLIGATED COMMITMENTS	OBLIGATIONS	UN-OBLIGATED ALLOCATIONS(c)	LIQUIDATED OBLIGATIONS	EXPENDITURES	ALLOCATION AVAILABLE
1609DR	FLORIDA	1-HUMAN SERVICES	499,037,481	1,243,477	461,144,555	37,892,926	51,743,988	409,400,567	36,649,449
		2-INFRASTRUCTURE	1,145,791,806	10,548,900	1,135,208,451	10,583,355	418,046,408	717,162,043	34,455
		3-MITIGATION	1,000,000		954,629	45,371	513,696	440,933	45,371
		4-OPERATIONS	234,028,494		233,938,384	90,110	215,972,919	17,965,465	90,110
		5-ADMINISTRATION	353,924,956	13,125,128	320,402,160	33,522,796	206,481,987	113,920,173	20,397,668
		<b>TOTAL</b>	<b>2,233,782,737</b>	<b>24,917,505</b>	<b>2,151,648,179</b>	<b>82,134,558</b>	<b>892,758,998</b>	<b>1,258,889,180</b>	<b>57,217,053</b>
<b>GRAND TOTAL</b>			<b>2,233,782,737</b>	<b>24,917,505</b>	<b>2,151,648,179</b>	<b>82,134,558</b>	<b>892,758,998</b>	<b>1,258,889,180</b>	<b>57,217,053</b>

## WILMA MISSION ASSIGNMENTS

AS OF 09-20-2006

<b>OBLIGATIONS</b>	
<b>DHS AGENCIES</b>	<b>Total</b>
FPS	20,021,512
NCS	40,000
USCG	120,000
<b>Subtotal, DHS</b>	<b>20,181,512</b>
<b>OTHER AGENCIES</b>	<b>Total</b>
CIA	200,000
CNCS	1,160,000
COE-SAD	292,886,445
DOC	200,000
DOD	3,550,000
DOE	55,000
DOI	28,384
DOT	35,249,501
EPA	440,000
GSA	130,000
HHS	9,395,000
NOAA	115,000
NPS	
SSA	200,000
USDA	330,000
USDJ	45,000
USFS	5,580,000
USFWS	
USGS	2,500
<b>Subtotal, Other Agencies</b>	<b>349,566,830</b>
<b>Grand Total MA s</b>	<b>369,748,342</b>





**FINANCIAL INFORMATION TOOL  
FOR HURRICANE KATRINA, RITA, & WILMA DECLARATIONS ONLY  
NOTES & TERMS**

ITEM	DESCRIPTION
21XX-TRAVEL OF PEOPLE	Travel & transportation costs of FEMA employees and evacuating disaster victims
22XX-TRANSPORT OF THINGS	Transporting things such as express mail and equipment
23XX-RENT, COMM, UTILITIES	JFO Office space, DRC Office space, phone lines, electricity, water, etc.
24XX-PRINT & REPRO	Quick Copy service, printing and duplicating , etc.
2501-MISSIONS-FOS	Federal Operational Support - OFA Administrative costs such as travel, overtime, etc.
2503-UNEMPLOYMENT	Unemployment assistance to disaster victims
2507-MISSIONS-TA	Technical Assistance - provided by an OFA to the State & Local Governments
2508-MISSIONS-DFA	Direct Federal Assistance - provided by OFAs to directly benefit the State/Local Government and/or citizens usually commodities and services like ice, water, meals, etc.
2576-LEGAL SERVICES	Provided to assist disaster victims
2592-INSPECTIONS IHP/IFG	To inspect individual disaster victim's homes to determine eligibility for FEMA assistance programs
2593-INSPECTIONS HMTAP	To provide inspections, reviews and other technical assistance related to the Hazard Mitigation Program
2594-INSPECTIONS PA TAC	To prepare preliminary damage assessments and damage survey reports for the Public Assistance Program
25XX-OTHER SERVICES	Other services provided by contract not otherwise categorized
26XX-SUPPLIES & MATERIALS	Office supplies, IT supplies, safety supplies, fuel, clothing, food, drinking water, parts, etc.
31XX-EQUIPMENT	Durable personal property that has an expected life of 1 year or more such as equipment, tools, computers, etc.
32XX-LAND & STRUCTURES	Real estate and permanent improvements to real estate
4101-URBAN SEARCH & RESCUE	Cost of searching for and rescuing disaster victims from the disaster site(s)
414X-HOUSING & OTHER NEEDS	Awards to disaster victims for rent, hotels, minimal repairs, replacement, etc.
4154-OTHER NEEDS	Awards to disaster victims for medical, dental, funeral, personal property, clothing, furniture, and similar needs
416X-PUBLIC ASSISTANCE	Grants to States for projects under Infrastructue also known as the Public Assistance Program
4173-HAZARD MITIGATION	Grants to States for projects under the Mitigation Program
CRISIS COUNSELING	Grants to States or to the National Institutes of Mental Health to assist disaster victims
DRC	Disaster Recovery Center for assisting disaster victims in applying for disaster assistance
JFO	Joint Field Office
MANUFACTURED HOUSING	Costs of setting up short term temporary housing for disaster victims including manufactured housing and pad setup
OFA	Other Federal Agency other than FEMA
PROGRAM CODE	Disaster Number
PROGRAM NAME	Identifies and groups costs associated with a specific FEMA Program
VENDOR ALPHA	Name of private company, OFA, or State/Local government with whom FEMA has contracted to provide commodities or services, or pay grants/awards

**FINANCIAL INFORMATION TOOL**  
**FOR HURRICANE KATRINA, RITA, & WILMA DECLARATIONS ONLY**  
**VENDORS WITH CUMMULATIVE OBLIGATIONS GREATER THAN OR EQUAL TO \$50 MILLION IN DESCENDING ORDER BY OBLIGATIONS**

AS OF 09-20-2006

VENDOR ALPHA	OBLIGATIONS	EXPENDITURES
LA OFFICE OF HOMELAND SECURITY	8,874,591,010.72	6,743,826,563.84
US ARMY CORPS OF ENGINEERS	4,784,691,383.54	1,375,665,090.84
MISSISSIPPI, STATE OF	2,918,827,702.34	1,935,218,869.47
FLORIDA BUREAU OF DISASTER	1,594,587,497.59	1,115,408,244.29
TX DEPARTMENT OF PUBLIC SAFETY	1,534,743,004.34	1,333,151,131.47
DEPARTMENT OF DEFENSE	1,332,991,854.68	523,985,105.42
FLUOR DANIEL INC	1,311,597,209.98	1,079,107,140.20
SHAW ENVIRONMENTAL & INFRASTRUCTURE	854,494,752.14	564,059,701.96
ENVIRONMENTAL PROTECTION AGENCY	747,957,967.00	10,284,694.10
CORPORATE LODGING CONSULTANTS, INC.	612,793,600.00	487,107,730.73
DEPARTMENT OF TRANSPORTATION	555,623,270.40	320,780,703.13
GULF STREAM COACH, INC.	547,697,225.00	538,269,979.00
BECHTEL NATIONAL, INC.	506,171,878.50	458,088,949.66
CH2M HILL CONSTRUCTORS, INC.	450,227,412.99	356,767,343.21
US DEPARTMENT OF LABOR	438,093,890.96	437,793,890.96
USDA FOREST SERVICE	385,040,788.00	12,198,396.87
MORGAN BUILDINGS & SPAS, INC.	372,325,238.75	353,133,325.77
DEPARTMENT OF HEALTH AND HUMAN SERVICES	288,246,681.73	40,002,854.85
PRECISION HOMES	287,515,000.00	280,878,481.99
AMERICAN RED CROSS	284,186,814.20	248,948,173.63
FEDERAL PROTECTIVE SERVICE/DHS	250,218,541.43	63,545,926.60
AL EMERGENCY MANAGEMENT AGENCY	233,200,509.22	197,729,668.86
US COAST GUARD	228,418,501.00	16,645,626.29
GENERAL SERVICES ADMINISTRATION	200,698,295.66	36,986,340.80
CLEARBROOK LLC	192,059,916.64	153,478,559.24
EMERGENCY RESPONSE PROG MANAGEMENT	168,327,937.68	129,514,006.26
FEMA GROUP TRAVEL	164,936,645.96	159,324,057.82
GBL'S	159,063,300.00	131,387,511.82
ALLTECH	148,376,934.09	108,967,006.96
PARTNERSHIP FOR RESPONSE & RECOVERY	145,845,219.75	112,383,943.78
NISTC	144,445,600.00	125,362,637.29
CMH MANUFACTURING, INC.	138,967,578.79	127,379,840.79
NORTH AMERICAN CATASTROPHE SVCS INC	127,793,643.64	123,363,282.92
BOURGET'S OF THE SOUTH, LLC	119,499,655.60	119,499,655.60
PRI/DJI, A RECONSTRUCTION JV	104,696,902.43	7,206,478.92
AMERICOLD LOGISTICS LLC	100,760,297.58	94,979,562.31
HOUSING & URBAN DEVELOPMENT	83,042,680.00	41,513,514.57
CHAMPION HOME BUILDERS CO	80,759,579.79	70,400,027.50
US BANK	75,838,426.93	33,024,524.85
CUSTOMS AND BORDER PROTECTION	61,072,817.00	7,168,574.25
CITIBANK	57,520,284.35	55,431,250.38
U S DEPARTMENT OF JUSTICE	55,794,600.00	6,787,157.16
<b>Grand Total</b>	<b>31,723,742,050.40</b>	<b>20,136,755,526.36</b>

**FINANCIAL INFORMATION TOOL**  
**FOR HURRICANE KATRINA, RITA, & WILMA DECLARATIONS ONLY**  
**VENDORS WITH CUMMULATIVE OBLIGATIONS GREATER THAN OR EQUAL TO \$50 MILLION IN DESCENDING ORDER BY OBLIGATIONS**  
**AS OF 09-20-2006**

VENDOR ALPHA	PROGRAM NAME	PROG CODE	STATE NAME	EVENT NAME	OBLIGATIONS	EXPENDITURES	
LA OFFICE OF HOMELAND SECURITY	414X-HOUSING & OTHER NEEDS	1603DR	LOUISIANA	KATRINA	4,657,975,062.96	4,642,960,246.80	
		1607DR	LOUISIANA	RITA	513,325,832.72	511,113,774.34	
	416X-PUBLIC ASSISTANCE	1603DR	LOUISIANA	KATRINA	3,323,890,972.64	1,397,400,613.26	
		1607DR	LOUISIANA	RITA	356,554,604.40	179,558,436.93	
	4173-HAZARD MITIGATION	1603DR	LOUISIANA	KATRINA	2,468,240.00	745,987.74	
		1607DR	LOUISIANA	RITA	433,544.00	135,281.49	
	CRISIS COUNSELING	1603DR	LOUISIANA	KATRINA	19,942,754.00	11,912,223.28	
<b>LA OFFICE OF HOMELAND SECURITY Total</b>					<b>8,874,591,010.72</b>	<b>6,743,826,563.84</b>	
US ARMY CORPS OF ENGINEERS	23XX-RENT, COMM, UTILITIES	1603DR	LOUISIANA	KATRINA	517,000.00		
	2501-MISSIONS-FOS	1602DR	FLORIDA	KATRINA	115,000.00	43,894.71	
		1603DR	LOUISIANA	KATRINA	47,434,364.00	7,620,217.93	
		1604DR	MISSISSIPPI	KATRINA	454,778,262.13	123,030,729.09	
		1605DR	ALABAMA	KATRINA	30,300,000.00	11,897,129.62	
		1606DR	TEXAS	RITA	41,888,900.00	18,728,354.20	
		1607DR	LOUISIANA	RITA	1,675,000.00	977,992.73	
		1609DR	FLORIDA	WILMA	69,936,445.45	13,500,392.02	
		3213EM	MISSISSIPPI	KATRINA	160,561.11	56,404.93	
		3214EM	ALABAMA	KATRINA			
		3259EM	FLORIDA	RITA	155,000.00	24,459.06	
		3261EM	TEXAS	RITA	5,580,000.00	476,317.93	
		2507-MISSIONS-TA	1603DR	LOUISIANA	KATRINA	5,500,000.00	1,867,825.18
			1604DR	MISSISSIPPI	KATRINA	243,255.98	129,809.05
	1606DR		TEXAS	RITA	150,000.00	10,593.51	
	1607DR		LOUISIANA	RITA	600,000.00	284,035.25	
	1609DR		FLORIDA	WILMA	600,000.00	368,640.11	
	2508-MISSIONS-DFA	1603DR	LOUISIANA	KATRINA	1,971,257,000.00	562,868,227.49	
		1604DR	MISSISSIPPI	KATRINA	1,271,755,594.87	231,767,745.41	
		1605DR	ALABAMA	KATRINA	151,000,000.00	56,542,356.11	
		1606DR	TEXAS	RITA	215,350,000.00	174,355,801.69	
		1607DR	LOUISIANA	RITA	285,250,000.00	130,155,100.50	
		1609DR	FLORIDA	WILMA	222,350,000.00	40,959,064.32	
		3260EM	LOUISIANA	RITA			
		3261EM	TEXAS	RITA	5,000,000.00		
		25XX-OTHER SERVICES	1603DR	LOUISIANA	KATRINA	3,095,000.00	
	<b>US ARMY CORPS OF ENGINEERS Total</b>					<b>4,784,691,383.54</b>	<b>1,375,665,090.84</b>
	MISSISSIPPI, STATE OF	414X-HOUSING & OTHER NEEDS	1604DR	MISSISSIPPI	KATRINA	1,195,088,545.87	1,144,205,832.05
		416X-PUBLIC ASSISTANCE	1604DR	MISSISSIPPI	KATRINA	1,707,689,887.47	787,736,553.42
		4173-HAZARD MITIGATION	1604DR	MISSISSIPPI	KATRINA	13,046,291.00	273,506.00
		CRISIS COUNSELING	1604DR	MISSISSIPPI	KATRINA	3,002,978.00	3,002,978.00
	<b>MISSISSIPPI, STATE OF Total</b>					<b>2,918,827,702.34</b>	<b>1,935,218,869.47</b>
FLORIDA BUREAU OF DISASTER	414X-HOUSING & OTHER NEEDS	1609DR	FLORIDA	WILMA	316,695,000.00	291,784,480.92	
	416X-PUBLIC ASSISTANCE	1602DR	FLORIDA	KATRINA	155,114,950.30	116,733,788.88	
		1609DR	FLORIDA	WILMA	1,095,582,917.69	690,739,161.74	
		3220EM	FLORIDA	KATRINA	7,845,818.93	2,272,183.54	
		3259EM	FLORIDA	RITA	8,934,899.67	5,216,691.81	
	CRISIS COUNSELING	1604DR	MISSISSIPPI	KATRINA	7,989,789.00	6,963,432.60	
		1609DR	FLORIDA	WILMA	2,424,122.00	1,698,504.80	
<b>FLORIDA BUREAU OF DISASTER Total</b>					<b>1,594,587,497.59</b>	<b>1,115,408,244.29</b>	
TX DEPARTMENT OF PUBLIC SAFETY	414X-HOUSING & OTHER NEEDS	1606DR	TEXAS	RITA	508,764,000.00	505,437,434.44	
	4154-OTHER NEEDS	1606DR	TEXAS	RITA	71,880,000.00	70,537,375.24	
	416X-PUBLIC ASSISTANCE	1606DR	TEXAS	RITA	362,209,415.18	258,351,519.87	
		3216EM	TEXAS	KATRINA	546,642,514.41	487,289,083.36	
		3261EM	TEXAS	RITA	5,997,919.75	5,669,300.90	

VENDOR ALPHA	PROGRAM NAME	PROG CODE	STATE NAME	EVENT NAME	OBLIGATIONS	EXPENDITURES
	4173-HAZARD MITIGATION	1606DR	TEXAS	RITA	28,053,694.00	21,902.12
	CRISIS COUNSELING	1603DR	LOUISIANA	KATRINA	9,638,246.00	5,618,140.28
		1606DR	TEXAS	RITA	1,557,215.00	226,375.26
<b>TX DEPARTMENT OF PUBLIC SAFETY Total</b>					<b>1,534,743,004.34</b>	<b>1,333,151,131.47</b>
<b>DEPARTMENT OF DEFENSE</b>						
	2501-MISSIONS-FOS	1602DR	FLORIDA	KATRINA	100,000.00	
		1603DR	LOUISIANA	KATRINA	111,197,000.00	25,439,586.75
		1604DR	MISSISSIPPI	KATRINA	770,190,415.41	304,502,874.73
		1605DR	ALABAMA	KATRINA	2,669,482.21	12,200.68
		1606DR	TEXAS	RITA	23,100,000.00	20,676.01
		1607DR	LOUISIANA	RITA		
		1609DR	FLORIDA	WILMA	2,650,000.00	859,034.82
		3212EM	LOUISIANA	KATRINA	250,000.00	
		3213EM	MISSISSIPPI	KATRINA	10,000.00	8,102.84
		3214EM	ALABAMA	KATRINA		
		3216EM	TEXAS	KATRINA	20,000.00	
		3259EM	FLORIDA	RITA	255,000.00	
		3260EM	LOUISIANA	RITA		
		3261EM	TEXAS	RITA	11,315,000.00	3,190,786.76
	2507-MISSIONS-TA	1603DR	LOUISIANA	KATRINA	384,500.00	
	2508-MISSIONS-DFA	1603DR	LOUISIANA	KATRINA	28,684,426.88	5,185,985.97
		1604DR	MISSISSIPPI	KATRINA	54,950,344.86	4,125,267.52
		1606DR	TEXAS	RITA	2,810,000.00	
		1607DR	LOUISIANA	RITA	11,000,000.00	1,576,361.33
		1609DR	FLORIDA	WILMA	900,000.00	6,276.58
		3216EM	TEXAS	KATRINA		
		3260EM	LOUISIANA	RITA		
	25XX-OTHER SERVICES	1603DR	LOUISIANA	KATRINA	16,082.04	1,607.04
		1604DR	MISSISSIPPI	KATRINA	337,880.16	299,210.76
		1605DR	ALABAMA	KATRINA	79,950.24	
	26XX-SUPPLIES & MATERIALS	1603DR	LOUISIANA	KATRINA	149,535,482.19	91,588,158.78
		1604DR	MISSISSIPPI	KATRINA	90,958,532.13	87,008,294.29
		1609DR	FLORIDA	WILMA	70,371,168.00	
	31XX-EQUIPMENT	1603DR	LOUISIANA	KATRINA	250,000.00	82,940.00
	MANUFACTURED HOUSING	1603DR	LOUISIANA	KATRINA	451,276.92	
		1604DR	MISSISSIPPI	KATRINA	425,363.40	77,740.56
		1606DR	TEXAS	RITA	79,950.24	
<b>DEPARTMENT OF DEFENSE Total</b>					<b>1,332,991,854.68</b>	<b>523,985,105.42</b>
<b>FLUOR DANIEL INC</b>						
	2594-INSPECTIONS PA TAC	1602DR	FLORIDA	KATRINA	2,800,000.00	2,110,982.33
		1603DR	LOUISIANA	KATRINA	87,833,000.00	52,097,578.75
		1604DR	MISSISSIPPI	KATRINA	34,390,000.00	24,659,006.39
		1605DR	ALABAMA	KATRINA	742,000.00	466,351.21
		1606DR	TEXAS	RITA	7,550,000.00	6,300,833.13
		1607DR	LOUISIANA	RITA	5,915,000.00	3,749,742.46
		1609DR	FLORIDA	WILMA	12,557,000.00	9,987,895.81
		3216EM	TEXAS	KATRINA	3,248,000.00	1,956,818.67
		3223EM	UTAH	KATRINA	9,000.00	
	MANUFACTURED HOUSING	1603DR	LOUISIANA	KATRINA	1,148,128,271.98	973,460,133.75
		1605DR	ALABAMA	KATRINA	1,816,792.00	1,258,973.65
		1606DR	TEXAS	RITA	5,095,563.00	2,469,859.49
		1609DR	FLORIDA	WILMA	1,512,583.00	588,964.56
<b>FLUOR DANIEL INC Total</b>					<b>1,311,597,209.98</b>	<b>1,079,107,140.20</b>
<b>SHAW ENVIRONMENTAL &amp; INFRASTRUCTURE</b>						
	25XX-OTHER SERVICES	1606DR	TEXAS	RITA	985,706.00	652,396.51
	MANUFACTURED HOUSING	1603DR	LOUISIANA	KATRINA	807,335,125.58	531,273,922.92
		1604DR	MISSISSIPPI	KATRINA	1,525,362.37	1,525,362.37
		1605DR	ALABAMA	KATRINA	8,923,515.19	4,563,813.19
		1606DR	TEXAS	RITA	31,823,191.00	23,144,587.49
		1607DR	LOUISIANA	RITA	1,503,895.00	1,503,895.00
		1609DR	FLORIDA	WILMA	2,397,957.00	1,395,724.48

VENDOR ALPHA	PROGRAM NAME	PROG CODE	STATE NAME	EVENT NAME	OBLIGATIONS	EXPENDITURES	
<b>SHAW ENVIRONMENTAL &amp; INFRASTRUCTURE Total</b>					<b>854,494,752.14</b>	<b>564,059,701.96</b>	
ENVIRONMENTAL PROTECTION AGENCY	2501-MISSIONS-FOS	1602DR	FLORIDA	KATRINA	20,000.00		
		1603DR	LOUISIANA	KATRINA	22,517,000.00		
		1604DR	MISSISSIPPI	KATRINA	2,529,200.00	749,561.82	
		1605DR	ALABAMA	KATRINA	10,000.00	4,164.37	
		1606DR	TEXAS	RITA	10,000.00		
		1609DR	FLORIDA	WILMA	40,000.00	4,264.10	
		3213EM	MISSISSIPPI	KATRINA	10,000.00	6,188.73	
		3214EM	ALABAMA	KATRINA			
		3259EM	FLORIDA	RITA	10,000.00		
		3260EM	LOUISIANA	RITA	25,000.00		
		3261EM	TEXAS	RITA	1,244,830.00		
		2507-MISSIONS-TA	1603DR	LOUISIANA	KATRINA	2,500,000.00	
			1604DR	MISSISSIPPI	KATRINA	12,300,000.00	1,543,422.91
			1605DR	ALABAMA	KATRINA	3,000,000.00	160,530.18
	1609DR		FLORIDA	WILMA	100,000.00	3,049.85	
	3214EM		ALABAMA	KATRINA			
	2508-MISSIONS-DFA	1603DR	LOUISIANA	KATRINA	197,000,000.00		
		1604DR	MISSISSIPPI	KATRINA	55,500,000.00	6,805,792.79	
		1605DR	ALABAMA	KATRINA	17,000,000.00	1,007,719.35	
		1607DR	LOUISIANA	RITA	39,500,000.00		
		1609DR	FLORIDA	WILMA	300,000.00		
	25XX-OTHER SERVICES	1603DR	LOUISIANA	KATRINA	258,065,898.00		
		1607DR	LOUISIANA	RITA	136,276,039.00		
	<b>ENVIRONMENTAL PROTECTION AGENCY Total</b>					<b>747,957,967.00</b>	<b>10,284,694.10</b>
CORPORATE LODGING CONSULTANTS, INC.	21XX-TRAVEL OF PEOPLE	1604DR	MISSISSIPPI	KATRINA	45,000.00	44,537.10	
		2592-INSPECTIONS IHP/IFG	1603DR	LOUISIANA	KATRINA	38,052,000.00	9,756,269.15
	25XX-OTHER SERVICES	1604DR	MISSISSIPPI	KATRINA	18,120,000.00		
		1605DR	ALABAMA	KATRINA	4,530,000.00	1,150,400.00	
		1606DR	TEXAS	RITA	17,214,000.00	4,041,375.73	
		1607DR	LOUISIANA	RITA	12,684,000.00		
		1603DR	LOUISIANA	KATRINA	227,989,384.00	223,535,525.80	
	MANUFACTURED HOUSING	1604DR	MISSISSIPPI	KATRINA	108,724,206.00	97,959,310.91	
		1605DR	ALABAMA	KATRINA	26,102,430.00	23,459,455.09	
		1606DR	TEXAS	RITA	90,560,262.00	76,500,730.53	
		1607DR	LOUISIANA	RITA	68,772,318.00	50,660,126.42	
		1604DR	MISSISSIPPI	KATRINA			
	1605DR	ALABAMA	KATRINA				
	1606DR	TEXAS	RITA				
<b>CORPORATE LODGING CONSULTANTS, INC. Total</b>					<b>612,793,600.00</b>	<b>487,107,730.73</b>	
DEPARTMENT OF TRANSPORTATION	21XX-TRAVEL OF PEOPLE	1604DR	MISSISSIPPI	KATRINA			
	2501-MISSIONS-FOS	1602DR	FLORIDA	KATRINA	2,018,500.00	1,004,748.78	
		1603DR	LOUISIANA	KATRINA	58,366,031.97	18,171,466.98	
		1604DR	MISSISSIPPI	KATRINA	65,011,314.00	44,362,610.27	
		1605DR	ALABAMA	KATRINA	24,057,500.00	13,416,939.81	
		1606DR	TEXAS	RITA	30,480,741.76	21,800,960.42	
		1607DR	LOUISIANA	RITA	25,110,000.00	17,726,615.31	
		1609DR	FLORIDA	WILMA	35,249,501.19	21,468,628.30	
		3212EM	LOUISIANA	KATRINA	6,120,000.00	134,839.68	
		3213EM	MISSISSIPPI	KATRINA	52,400.00	16,914.58	
		3214EM	ALABAMA	KATRINA			
		3215EM	ARKANSAS	KATRINA	50,000.00		
		3216EM	TEXAS	KATRINA	632,825.82	632,825.82	
		3259EM	FLORIDA	RITA	10,000.00		
		3261EM	TEXAS	RITA	1,570,802.08	870,802.08	
		2507-MISSIONS-TA	1604DR	MISSISSIPPI	KATRINA	50,000.00	
			2508-MISSIONS-DFA	1603DR	LOUISIANA	KATRINA	299,190,094.92
		1604DR		MISSISSIPPI	KATRINA	3,353,213.00	

VENDOR ALPHA	PROGRAM NAME	PROG CODE	STATE NAME	EVENT NAME	OBLIGATIONS	EXPENDITURES		
		1607DR	LOUISIANA	RITA	2,500,000.00	1,436,624.23		
		3215EM	ARKANSAS	KATRINA	500,000.00			
		3216EM	TEXAS	KATRINA	1,300,345.66	1,300,345.66		
		3260EM	LOUISIANA	RITA				
<b>DEPARTMENT OF TRANSPORTATION Total</b>					<b>555,623,270.40</b>	<b>320,780,703.13</b>		
GULF STREAM COACH, INC.	22XX-TRANSPORT OF THINGS	1603DR	LOUISIANA	KATRINA	26,319,725.00	17,228,213.00		
	MANUFACTURED HOUSING	1603DR	LOUISIANA	KATRINA	347,184,713.00	347,166,967.00		
		1604DR	MISSISSIPPI	KATRINA	73,885,500.00	73,879,325.00		
		1605DR	ALABAMA	KATRINA	100,307,287.00	99,995,474.00		
<b>GULF STREAM COACH, INC. Total</b>					<b>547,697,225.00</b>	<b>538,269,979.00</b>		
BECHTEL NATIONAL, INC.	25XX-OTHER SERVICES	1604DR	MISSISSIPPI	KATRINA	21,421,522.00	13,418,176.98		
	MANUFACTURED HOUSING	1603DR	LOUISIANA	KATRINA	1,117,125.00	290,550.39		
		1604DR	MISSISSIPPI	KATRINA	483,633,231.50	444,380,222.29		
<b>BECHTEL NATIONAL, INC. Total</b>					<b>506,171,878.50</b>	<b>458,088,949.66</b>		
CH2M HILL CONSTRUCTORS, INC.	2507-MISSIONS-TA 2592-INSPECTIONS IHP/IFG MANUFACTURED HOUSING	1604DR	MISSISSIPPI	KATRINA				
		1604DR	MISSISSIPPI	KATRINA	1,694,942.12	468,414.11		
		1603DR	LOUISIANA	KATRINA	226,299,453.02	191,189,740.75		
		1604DR	MISSISSIPPI	KATRINA	149,653,666.89	109,394,214.33		
		1605DR	ALABAMA	KATRINA	36,697,538.02	25,491,492.76		
		1606DR	TEXAS	RITA	35,881,812.94	30,223,481.26		
	CH2M HILL CONSTRUCTORS, INC. Total US DEPARTMENT OF LABOR	2501-MISSIONS-FOS				450,227,412.99	356,767,343.21	
			1603DR	LOUISIANA	KATRINA			
		1604DR	MISSISSIPPI	KATRINA	314,945.96	14,945.96		
		2503-UNEMPLOYMENT	1603DR	LOUISIANA	KATRINA	320,361,035.00	320,361,035.00	
1604DR	MISSISSIPPI		KATRINA	88,450,000.00	88,450,000.00			
1605DR	ALABAMA		KATRINA	1,372,364.00	1,372,364.00			
1606DR	TEXAS		RITA	9,759,933.00	9,759,933.00			
1607DR	LOUISIANA		RITA	11,785,488.00	11,785,488.00			
1609DR	FLORIDA		WILMA	6,050,125.00	6,050,125.00			
US DEPARTMENT OF LABOR Total USDA FOREST SERVICE	2501-MISSIONS-FOS				438,093,890.96	437,793,890.96		
		1602DR	FLORIDA	KATRINA	735,000.00	11,409.42		
<b>1603DR LOUISIANA KATRINA</b>					<b>139,776,000.00</b>	<b>9,219,234.30</b>		
		1604DR	MISSISSIPPI	KATRINA	8,607,000.00	451,103.86		
		1605DR	ALABAMA	KATRINA	1,280,000.00	24,494.54		
		1606DR	TEXAS	RITA	124,330,000.00	495,793.99		
		1609DR	FLORIDA	WILMA	5,910,000.00	640,473.80		
		3213EM	MISSISSIPPI	KATRINA	80,288.00	9,689.98		
		3214EM	ALABAMA	KATRINA				
		3216EM	TEXAS	KATRINA	5,000.00			
		3217EM	TENNESSEE	KATRINA				
		<b>3218EM GEORGIA KATRINA</b>						
				3222EM	NORTH CAROLINA	KATRINA		
				3231EM	KENTUCKY	KATRINA		
				3233EM	SOUTH CAROLINA	KATRINA		
				3241EM	ARIZONA	KATRINA	2,000,000.00	94,499.15
3259EM	FLORIDA			RITA	740,000.00			
3261EM	TEXAS			RITA	21,155,000.00	1,485.84		
<b>2507-MISSIONS-TA 1602DR FLORIDA KATRINA</b>					<b>10,000.00</b>			
USDA FOREST SERVICE Total MORGAN BUILDINGS & SPAS, INC.	2508-MISSIONS-DFA	1604DR	MISSISSIPPI	KATRINA	62,500.00			
		1603DR	LOUISIANA	KATRINA	10,000,000.00			
		1604DR	MISSISSIPPI	KATRINA	6,700,000.00	799,177.09		
		1606DR	TEXAS	RITA	650,000.00			
		1607DR	LOUISIANA	RITA	40,500,000.00	205,711.04		
		3216EM	TEXAS	KATRINA	22,500,000.00	245,323.86		
	25XX-OTHER SERVICES					385,040,788.00	12,198,396.87	
		1603DR	LOUISIANA	KATRINA	348.75			
		1606DR	TEXAS	RITA	14,996.00	14,996.00		
		1603DR	LOUISIANA	KATRINA	125,000.00	125,000.00		
<b>31XX-EQUIPMENT</b>								

VENDOR ALPHA	PROGRAM NAME	PROG CODE	STATE NAME	EVENT NAME	OBLIGATIONS	EXPENDITURES	
MORGAN BUILDINGS & SPAS, INC. Total DEPARTMENT OF HEALTH AND HUMAN SERVICES	MANUFACTURED HOUSING	1603DR	LOUISIANA	KATRINA	114,362,394.00	95,170,829.77	
		1604DR	MISSISSIPPI	KATRINA	244,122,500.00	244,122,500.00	
		1605DR	ALABAMA	KATRINA	13,700,000.00	13,700,000.00	
	2501-MISSIONS-FOS					372,325,238.75	353,133,325.77
		1602DR	FLORIDA	KATRINA	365,000.00		
		1603DR	LOUISIANA	KATRINA	615,000.00		
		1604DR	MISSISSIPPI	KATRINA	695,000.00		
		1605DR	ALABAMA	KATRINA	50,000.00		
		1606DR	TEXAS	RITA	21,000,000.00		
		1609DR	FLORIDA	WILMA	1,230,000.00		
		3213EM	MISSISSIPPI	KATRINA	50,000.00		
		3214EM	ALABAMA	KATRINA			
		3215EM	ARKANSAS	KATRINA	10,000.00		
	3216EM	TEXAS	KATRINA	80,000.00			
		<b>3217EM</b>	<b>TENNESSEE</b>	<b>KATRINA</b>	<b>2,000.00</b>		
		3218EM	GEORGIA	KATRINA	52,000.00		
		3222EM	NORTH CAROLINA	KATRINA	2,000.00		
	3231EM	KENTUCKY	KATRINA	2,000.00			
	3233EM	SOUTH CAROLINA	KATRINA	2,000.00			
	3259EM	FLORIDA	RITA	10,000.00			
	3261EM	TEXAS	RITA	35,180,000.00			
	<b>2507-MISSIONS-TA</b>	<b>1603DR</b>	<b>LOUISIANA</b>	<b>KATRINA</b>	<b>30,000.00</b>		
		1604DR	MISSISSIPPI	KATRINA	207,500.00		
		3217EM	TENNESSEE	KATRINA	5,000.00		
	<b>2508-MISSIONS-DFA</b>	<b>1603DR</b>	<b>LOUISIANA</b>	<b>KATRINA</b>	<b>82,686,996.52</b>		
DEPARTMENT OF HEALTH AND HUMAN SERVICES Total PRECISION HOMES  PRECISION HOMES Total AMERICAN RED CROSS	25XX-OTHER SERVICES	1604DR	MISSISSIPPI	KATRINA	64,815,500.00	2,745,265.75	
		1605DR	ALABAMA	KATRINA			
		1607DR	LOUISIANA	RITA	20,100,000.00		
		1609DR	FLORIDA	WILMA	8,165,000.00		
		3215EM	ARKANSAS	KATRINA	3,000,000.00		
		3216EM	TEXAS	KATRINA	10,000,000.00		
		3237EM	ALABAMA	KATRINA	1,000,000.00		
		3260EM	LOUISIANA	RITA			
		1602DR	FLORIDA	KATRINA	52,530.85	52,530.85	
		1603DR	LOUISIANA	KATRINA	5,619,675.53	4,655,434.42	
	1604DR	MISSISSIPPI	KATRINA	2,952,332.66	2,952,332.66		
	1605DR	ALABAMA	KATRINA	305,500.00	205,500.00		
	1606DR	TEXAS	RITA	1,487,729.17	1,487,729.17		
	1609DR	FLORIDA	WILMA	11,000.00	11,000.00		
	26XX-SUPPLIES & MATERIALS	1603DR	LOUISIANA	KATRINA	180,001.00	180,001.00	
	1604DR	MISSISSIPPI	KATRINA	3,050,000.00	3,050,000.00		
	CRISIS COUNSELING	1603DR	LOUISIANA	KATRINA	7,722,630.00	7,722,630.00	
		1604DR	MISSISSIPPI	KATRINA	6,958,389.00	6,658,389.00	
		1605DR	ALABAMA	KATRINA	758,101.00	488,246.00	
		1606DR	TEXAS	RITA	1,546,988.00	1,546,988.00	
		1609DR	FLORIDA	WILMA	8,246,808.00	8,246,808.00	
					288,246,681.73	40,002,854.85	
		1603DR	LOUISIANA	KATRINA	125,000,000.00	125,000,000.00	
		1605DR	ALABAMA	KATRINA	162,515,000.00	155,878,481.99	
					287,515,000.00	280,878,481.99	
		2501-MISSIONS-FOS	1603DR	LOUISIANA	KATRINA	50,000.00	11,159.43
			1606DR	TEXAS	RITA		
			3232EM	MISSOURI	KATRINA		
			3261EM	TEXAS	RITA		
		25XX-OTHER SERVICES	1603DR	LOUISIANA	KATRINA	125,400,000.00	110,000,000.00
			1604DR	MISSISSIPPI	KATRINA	59,850,000.00	52,500,000.00
			1605DR	ALABAMA	KATRINA	14,250,000.00	12,500,000.00
			1606DR	TEXAS	RITA	47,387,014.20	41,437,014.20

VENDOR ALPHA	PROGRAM NAME	PROG CODE	STATE NAME	EVENT NAME	OBLIGATIONS	EXPENDITURES	
AMERICAN RED CROSS Total FEDERAL PROTECTIVE SERVICE/DHS	31XX-EQUIPMENT	1607DR	LOUISIANA	RITA	37,050,000.00	32,500,000.00	
		1604DR	MISSISSIPPI	KATRINA	199,800.00		
	2501-MISSIONS-FOS	1603DR	LOUISIANA	KATRINA	284,186,814.20	248,948,173.63	
		1604DR	MISSISSIPPI	KATRINA	156,783,020.00	61,833,932.20	
		1605DR	ALABAMA	KATRINA	28,452,766.73	1,230,304.79	
		1606DR	TEXAS	RITA	5,452,500.00	54,484.91	
		1607DR	LOUISIANA	RITA	7,668,816.80		
		1609DR	LOUISIANA	RITA	5,000,000.00		
		1609DR	FLORIDA	WILMA	19,871,511.90		
			<b>3213EM</b>	<b>MISSISSIPPI</b>	<b>KATRINA</b>	<b>188,608.00</b>	
2507-MISSIONS-TA 2508-MISSIONS-DFA	3214EM	ALABAMA	KATRINA	31,478.00			
	3215EM	ARKANSAS	KATRINA	460,000.00			
	3216EM	TEXAS	KATRINA	7,000,000.00			
	3259EM	FLORIDA	RITA	10,000.00			
	3260EM	LOUISIANA	RITA	125,000.00			
	3261EM	TEXAS	RITA	100,000.00			
	1603DR	LOUISIANA	KATRINA				
	1603DR	LOUISIANA	KATRINA				
	1604DR	MISSISSIPPI	KATRINA	700,000.00	168,610.50		
	1609DR	FLORIDA	WILMA	150,000.00			
		<b>3260EM</b>	<b>LOUISIANA</b>	<b>RITA</b>	<b>100,000.00</b>		
	FEDERAL PROTECTIVE SERVICE/DHS Total AL EMERGENCY MANAGEMENT AGENCY	25XX-OTHER SERVICES	1602DR	FLORIDA	KATRINA	5,616,000.00	
			1603DR	LOUISIANA	KATRINA	12,110,256.00	70,272.00
1604DR			MISSISSIPPI	KATRINA	328,312.00	118,050.20	
1605DR			ALABAMA	KATRINA	70,272.00	70,272.00	
					250,218,541.43	63,545,926.60	
414X-HOUSING & OTHER NEEDS		1605DR	ALABAMA	KATRINA	121,113,238.63	117,941,836.83	
		1605DR	ALABAMA	KATRINA	97,701,264.55	74,016,424.73	
416X-PUBLIC ASSISTANCE		3237EM	ALABAMA	KATRINA	2,840,416.04	2,812,154.19	
		1605DR	ALABAMA	KATRINA	7,694,402.00	388,931.13	
4173-HAZARD MITIGATION CRISIS COUNSELING		1605DR	ALABAMA	KATRINA	3,851,188.00	2,570,321.98	
				233,200,509.22	197,729,668.86		
AL EMERGENCY MANAGEMENT AGENCY Total US COAST GUARD	2501-MISSIONS-FOS	1602DR	FLORIDA	KATRINA	1.00		
		1603DR	LOUISIANA	KATRINA	3,275,000.00	411,709.42	
	1604DR	MISSISSIPPI	KATRINA	13,970,000.00	932,341.29		
	1605DR	ALABAMA	KATRINA	2,275,000.00	338,223.22		
	1606DR	TEXAS	RITA	100,000.00			
	1609DR	FLORIDA	WILMA	50,000.00			
	3214EM	ALABAMA	KATRINA				
	3259EM	FLORIDA	RITA	16,000.00			
	3260EM	LOUISIANA	RITA	25,000.00			
	3261EM	TEXAS	RITA	200,000.00			
	2507-MISSIONS-TA	1603DR	LOUISIANA	KATRINA	37,500.00		
	2508-MISSIONS-DFA	<b>1603DR</b>	<b>LOUISIANA</b>	<b>KATRINA</b>	<b>165,000,000.00</b>	<b>14,962,798.70</b>	
	US COAST GUARD Total	1604DR	MISSISSIPPI	KATRINA	17,000,000.00	553.66	
1605DR		ALABAMA	KATRINA				
1606DR		TEXAS	RITA	8,000,000.00			
1607DR		LOUISIANA	RITA	18,400,000.00			
1609DR		FLORIDA	WILMA	70,000.00			
				<b>228,418,501.00</b>	<b>16,645,626.29</b>		
GENERAL SERVICES ADMINISTRATION	21XX-TRAVEL OF PEOPLE	1603DR	LOUISIANA	KATRINA	69,201.94	22,940.29	
		1604DR	MISSISSIPPI	KATRINA	32,208.00	22,882.50	
		1605DR	ALABAMA	KATRINA	47,790.83	43,818.77	
	22XX-TRANSPORT OF THINGS	1602DR	FLORIDA	KATRINA	20,000.00	2,612.05	
		1603DR	LOUISIANA	KATRINA	4,256,000.00	375,806.91	
		1604DR	MISSISSIPPI	KATRINA	1,041,450.88	160,984.13	
		1605DR	ALABAMA	KATRINA	401,600.00	25,568.46	
	1606DR	TEXAS	RITA	90,000.00	38,970.50		



VENDOR ALPHA	PROGRAM NAME	PROG CODE	STATE NAME	EVENT NAME	OBLIGATIONS	EXPENDITURES			
		1607DR	LOUISIANA	RITA	11,601.35	3,812.21			
		1609DR	FLORIDA	WILMA	560,000.00	21,134.82			
		3215EM	ARKANSAS	KATRINA	25.38	25.38			
		3216EM	TEXAS	KATRINA	4,682.74	4,682.74			
		3224EM	COLORADO	KATRINA	16.21				
	23XX-RENT, COMM, UTILITIES		1602DR	FLORIDA	KATRINA	300,000.00	300,000.00		
			1603DR	LOUISIANA	KATRINA	7,827,356.00	6,309,249.24		
			1604DR	MISSISSIPPI	KATRINA	8,686,547.00	8,213,761.63		
			1605DR	ALABAMA	KATRINA	717,099.00	643,984.00		
			1606DR	TEXAS	RITA	3,164,396.00	2,858,184.00		
			1607DR	LOUISIANA	RITA	2,067,847.00	1,836,790.00		
			1609DR	FLORIDA	WILMA	3,370,697.00	2,606,916.99		
			3214EM	ALABAMA	KATRINA	30,000.00	30,000.00		
			2501-MISSIONS-FOS		1602DR	FLORIDA	KATRINA	165,000.00	
					1603DR	LOUISIANA	KATRINA	6,849,500.00	339,888.44
	1604DR	MISSISSIPPI			KATRINA	62,678,338.36	1,169,417.98		
	1605DR	ALABAMA			KATRINA	11,333,000.00	591,517.20		
	1606DR	TEXAS			RITA	370,000.00	45,574.60		
	1607DR	LOUISIANA			RITA	5,528,185.00	37,963.70		
	1609DR	FLORIDA			WILMA	170,000.00	41,141.76		
	3212EM	LOUISIANA			KATRINA				
	3213EM	MISSISSIPPI			KATRINA	1,770,000.00	69,712.98		
	3214EM	ALABAMA			KATRINA				
	3215EM	ARKANSAS			KATRINA	60,000.00	7,451.56		
	3216EM	TEXAS			KATRINA	285,000.00	7,872.19		
	3224EM	COLORADO			KATRINA				
	3259EM	FLORIDA			RITA	10,000.00			
	3261EM	TEXAS			RITA	520,000.00			
	2508-MISSIONS-DFA				1603DR	LOUISIANA	KATRINA	1,000,000.00	
					1604DR	MISSISSIPPI	KATRINA		
			1609DR	FLORIDA	WILMA				
			3212EM	LOUISIANA	KATRINA	1,500,000.00	2,096.06		
			3223EM	UTAH	KATRINA				
	25XX-OTHER SERVICES		1603DR	LOUISIANA	KATRINA	9,621,759.00	5,532,889.61		
			1604DR	MISSISSIPPI	KATRINA	59,030,407.95	5,212,994.39		
			1605DR	ALABAMA	KATRINA	157,038.00	2,000.00		
			1606DR	TEXAS	RITA	566,685.57	309,671.71		
			1607DR	LOUISIANA	RITA	387,500.00			
			1609DR	FLORIDA	WILMA	5,936,309.00	34,024.00		
			1603DR	LOUISIANA	KATRINA	1,053.45			
	26XX-SUPPLIES & MATERIALS		1603DR	LOUISIANA	KATRINA	1,053.45			
			1604DR	MISSISSIPPI	KATRINA	60,000.00	60,000.00		
	<b>GENERAL SERVICES ADMINISTRATION Total</b>					<b>200,698,295.66</b>	<b>36,986,340.80</b>		
	CLEARBROOK LLC	23XX-RENT, COMM, UTILITIES	1603DR	LOUISIANA	KATRINA	21,724,500.00	21,724,500.00		
		25XX-OTHER SERVICES	1603DR	LOUISIANA	KATRINA	43,743,792.00	5,363,444.20		
			1604DR	MISSISSIPPI	KATRINA	40,324.82	40,324.82		
		26XX-SUPPLIES & MATERIALS	1607DR	LOUISIANA	RITA	8,390,250.00	8,189,240.40		
31XX-EQUIPMENT		1603DR	LOUISIANA	KATRINA	16,294,223.82	16,294,223.82			
32XX-LAND & STRUCTURES		1603DR	LOUISIANA	KATRINA	4,559,846.00	4,559,846.00			
MANUFACTURED HOUSING		1603DR	LOUISIANA	KATRINA	97,306,980.00	97,306,980.00			
<b>CLEARBROOK LLC Total</b>					<b>192,059,916.64</b>	<b>153,478,559.24</b>			
EMERGENCY RESPONSE PROG MANAGEMENT	2594-INSPECTIONS PA TAC	1602DR	FLORIDA	KATRINA	1,360,000.00	1,350,159.78			
		1603DR	LOUISIANA	KATRINA	117,643,137.68	86,783,561.35			
		1604DR	MISSISSIPPI	KATRINA	28,026,200.00	23,045,544.00			
		1606DR	TEXAS	RITA	3,328,800.00	3,100,213.58			
		1609DR	FLORIDA	WILMA	14,700,700.00	12,072,760.10			
		3215EM	ARKANSAS	KATRINA	1,583,900.00	1,521,498.99			
		3216EM	TEXAS	KATRINA	1,545,400.00	1,526,539.64			
		3229EM	NEW MEXICO	KATRINA	139,800.00	113,728.82			

VENDOR ALPHA	PROGRAM NAME	PROG CODE	STATE NAME	EVENT NAME	OBLIGATIONS	EXPENDITURES
<b>EMERGENCY RESPONSE PROG MANAGEMENT Total</b>					<b>168,327,937.68</b>	<b>129,514,006.26</b>
FEMA GROUP TRAVEL	21XX-TRAVEL OF PEOPLE	1602DR	FLORIDA	KATRINA	2,063,994.12	1,775,273.34
		1603DR	LOUISIANA	KATRINA	60,879,163.42	60,425,044.48
		1604DR	MISSISSIPPI	KATRINA	42,003,022.88	38,566,716.35
		1605DR	ALABAMA	KATRINA	12,026,347.08	11,368,700.54
		1606DR	TEXAS	RITA	24,100,850.89	23,983,902.75
		1607DR	LOUISIANA	RITA	3,168,657.96	3,008,664.03
		1609DR	FLORIDA	WILMA	13,778,650.00	13,521,519.44
		3212EM	LOUISIANA	KATRINA	5,559.37	5,559.37
		3215EM	ARKANSAS	KATRINA	1,692,159.35	1,670,293.86
		3216EM	TEXAS	KATRINA	2,854,540.41	2,825,846.36
		3217EM	TENNESSEE	KATRINA	67,982.84	67,982.84
		3218EM	GEORGIA	KATRINA	767.15	767.15
		3219EM	OKLAHOMA	KATRINA	88,459.16	75,854.98
		3221EM	WEST VIRGINIA	KATRINA	26,021.70	26,021.70
		3223EM	UTAH	KATRINA	34,311.49	29,710.10
		3224EM	COLORADO	KATRINA	180,285.22	171,135.04
		3225EM	MICHIGAN	KATRINA	198,205.48	165,335.61
		3226EM	DISTRICT OF COLUMBIA	KATRINA	38,622.50	38,622.50
		3227EM	WASHINGTON	KATRINA	137,577.32	122,504.20
		3228EM	OREGON	KATRINA	20,421.63	14,240.63
		3229EM	NEW MEXICO	KATRINA	44,429.60	40,759.31
		3230EM	ILLINOIS	KATRINA	35,498.68	23,899.36
		3231EM	KENTUCKY	KATRINA	7,960.79	7,960.79
		3232EM	MISSOURI	KATRINA	230,804.50	218,588.02
		3233EM	SOUTH CAROLINA	KATRINA	40,089.27	40,089.27
		3234EM	SOUTH DAKOTA	KATRINA	8,827.91	7,771.22
		3235EM	PENNSYLVANIA	KATRINA	78,931.06	78,931.06
		3236EM	KANSAS	KATRINA	186.90	186.90
		3238EM	INDIANA	KATRINA		
		3239EM	IOWA	KATRINA	4,927.66	4,927.66
		3240EM	VIRGINIA	KATRINA	7,659.06	7,659.06
		3241EM	ARIZONA	KATRINA	179,424.02	171,058.51
		3242EM	MINNESOTA	KATRINA		
		3243EM	NEVADA	KATRINA	199,136.15	188,451.48
		3244EM	IDAHO	KATRINA	3,603.26	3,603.26
		3245EM	NEBRASKA	KATRINA	1,301.61	1,301.61
		3246EM	CONNECTICUT	KATRINA	19,927.66	6,209.38
		3247EM	NORTH DAKOTA	KATRINA	15,599.78	15,492.46
		3248EM	CALIFORNIA	KATRINA	332,362.04	322,541.91
		3249EM	WISCONSIN	KATRINA		
		3250EM	OHIO	KATRINA		
		3251EM	MARYLAND	KATRINA	52,711.86	52,711.86
		3252EM	MASSACHUSETTS	KATRINA	160,165.65	144,745.87
		3253EM	MONTANA	KATRINA	7,363.50	7,260.42
		3255EM	RHODE ISLAND	KATRINA	13,791.99	8,084.81
		3256EM	MAINE	KATRINA	6,000.00	293.91
		3257EM	NEW JERSEY	KATRINA	2,366.13	1,773.59
		3258EM	NEW HAMPSHIRE	KATRINA	6,000.00	625.64
		3259EM	FLORIDA	RITA	25,059.98	25,059.98
		3261EM	TEXAS	RITA	13,237.61	13,237.61
		3262EM	NEW YORK	KATRINA	73,300.00	66,758.28
		3263EM	DELAWARE	KATRINA	379.32	379.32
	MANUFACTURED HOUSING	1603DR	LOUISIANA	KATRINA		
<b>FEMA GROUP TRAVEL Total</b>					<b>164,936,645.96</b>	<b>159,324,057.82</b>
GBL'S	22XX-TRANSPORT OF THINGS	1602DR	FLORIDA	KATRINA	500,000.00	35,126.59
		1603DR	LOUISIANA	KATRINA	106,000,000.00	100,071,547.21
		1604DR	MISSISSIPPI	KATRINA	26,050,000.00	20,657,206.96

VENDOR ALPHA	PROGRAM NAME	PROG CODE	STATE NAME	EVENT NAME	OBLIGATIONS	EXPENDITURES
		1605DR	ALABAMA	KATRINA	10,060,800.00	4,249,853.69
		1606DR	TEXAS	RITA	2,250,000.00	1,861,767.71
		1607DR	LOUISIANA	RITA	200,000.00	197,985.70
		1609DR	FLORIDA	WILMA	14,000,000.00	4,312,137.96
		25XX-OTHER SERVICES	1603DR	LOUISIANA	KATRINA	2,500.00
<b>GBL'S Total</b>					<b>159,063,300.00</b>	<b>131,387,511.82</b>
ALLTECH	2592-INSPECTIONS IHP/IFG	1603DR	LOUISIANA	KATRINA	51,193,807.26	38,577,755.83
		1605DR	ALABAMA	KATRINA	19,852,761.79	8,824,046.08
		1606DR	TEXAS	RITA	43,555,358.00	32,264,766.68
		1607DR	LOUISIANA	RITA	15,708,751.04	12,106,449.28
		1609DR	FLORIDA	WILMA	18,066,258.00	17,193,989.09
<b>ALLTECH Total</b>					<b>148,376,934.09</b>	<b>108,967,006.96</b>
PARTNERSHIP FOR RESPONSE & RECOVERY	2592-INSPECTIONS IHP/IFG	1603DR	LOUISIANA	KATRINA	52,178,260.32	38,507,598.45
		1604DR	MISSISSIPPI	KATRINA	51,656,956.48	39,679,482.60
		1606DR	TEXAS	RITA	495,566.55	495,566.55
		1607DR	LOUISIANA	RITA	15,225,791.28	11,823,978.26
		1609DR	FLORIDA	WILMA	26,288,645.12	21,877,317.92
<b>PARTNERSHIP FOR RESPONSE &amp; RECOVERY Total</b>	25XX-OTHER SERVICES	1603DR	LOUISIANA	KATRINA		
NISTC	2594-INSPECTIONS PA TAC	1602DR	FLORIDA	KATRINA	4,311,000.00	3,929,620.58
		1603DR	LOUISIANA	KATRINA	89,464,300.00	78,695,006.83
		1604DR	MISSISSIPPI	KATRINA	31,460,300.00	26,852,482.84
		1605DR	ALABAMA	KATRINA	750,000.00	737,882.22
		1606DR	TEXAS	RITA	3,729,300.00	2,785,412.15
		1609DR	FLORIDA	WILMA	14,530,200.00	12,179,052.06
		3240EM	VIRGINIA	KATRINA	200,500.00	183,180.61
		<b>NISTC Total</b>				
CMH MANUFACTURING, INC.	MANUFACTURED HOUSING	1603DR	LOUISIANA	KATRINA	69,790,000.00	58,205,262.00
		1604DR	MISSISSIPPI	KATRINA	69,177,578.79	69,174,578.79
<b>CMH MANUFACTURING, INC. Total</b>					<b>138,967,578.79</b>	<b>127,379,840.79</b>
NORTH AMERICAN CATASTROPHE SVCS INC	MANUFACTURED HOUSING	1603DR	LOUISIANA	KATRINA	120,087,309.70	118,702,035.99
		1605DR	ALABAMA	KATRINA	3,511,777.94	466,690.93
		1609DR	FLORIDA	WILMA	4,194,556.00	4,194,556.00
<b>NORTH AMERICAN CATASTROPHE SVCS INC Total</b>					<b>127,793,643.64</b>	<b>123,363,282.92</b>
BOURGET'S OF THE SOUTH, LLC	MANUFACTURED HOUSING	1603DR	LOUISIANA	KATRINA	7,355,005.60	7,355,005.60
		1605DR	ALABAMA	KATRINA	112,144,650.00	112,144,650.00
<b>BOURGET'S OF THE SOUTH, LLC Total</b>					<b>119,499,655.60</b>	<b>119,499,655.60</b>
PRI/DJI, A RECONSTRUCTION JV	25XX-OTHER SERVICES	1604DR	MISSISSIPPI	KATRINA		
	MANUFACTURED HOUSING	1603DR	LOUISIANA	KATRINA	61,017,506.51	3,619,534.81
		1604DR	MISSISSIPPI	KATRINA	43,679,395.92	3,586,944.11
<b>PRI/DJI, A RECONSTRUCTION JV Total</b>					<b>104,696,902.43</b>	<b>7,206,478.92</b>
AMERICOLD LOGISTICS LLC	22XX-TRANSPORT OF THINGS	1603DR	LOUISIANA	KATRINA	6,000,000.00	6,000,000.00
		1604DR	MISSISSIPPI	KATRINA	25,168,506.58	25,000,000.00
	25XX-OTHER SERVICES	1603DR	LOUISIANA	KATRINA	19,591,791.00	14,014,273.90
		1604DR	MISSISSIPPI	KATRINA	50,000,000.00	49,965,288.41
<b>AMERICOLD LOGISTICS LLC Total</b>					<b>100,760,297.58</b>	<b>94,979,562.31</b>
HOUSING & URBAN DEVELOPMENT	2501-MISSIONS-FOS	1603DR	LOUISIANA	KATRINA	3,695,000.00	1,809,846.57
		1604DR	MISSISSIPPI	KATRINA	127,680.00	67,653.00
		1605DR	ALABAMA	KATRINA		
		1606DR	TEXAS	RITA	120,000.00	60,276.00
		3216EM	TEXAS	KATRINA	100,000.00	
	2508-MISSIONS-DFA	1603DR	LOUISIANA	KATRINA	79,000,000.00	39,575,739.00
<b>HOUSING &amp; URBAN DEVELOPMENT Total</b>					<b>83,042,680.00</b>	<b>41,513,514.57</b>
CHAMPION HOME BUILDERS CO	MANUFACTURED HOUSING	1603DR	LOUISIANA	KATRINA	80,759,579.79	70,400,027.50
<b>CHAMPION HOME BUILDERS CO Total</b>					<b>80,759,579.79</b>	<b>70,400,027.50</b>
US BANK	21XX-TRAVEL OF PEOPLE	1603DR	LOUISIANA	KATRINA	228,500.00	21,485.49
		1604DR	MISSISSIPPI	KATRINA	41,248.90	3,694.21
		1605DR	ALABAMA	KATRINA	37,561.05	3,561.05

VENDOR ALPHA	PROGRAM NAME	PROG CODE	STATE NAME	EVENT NAME	OBLIGATIONS	EXPENDITURES
		1606DR	TEXAS	RITA	405,000.00	
		1607DR	LOUISIANA	RITA	40,000.00	20,000.00
		1609DR	FLORIDA	WILMA	56,000.00	2,563.06
		3215EM	ARKANSAS	KATRINA	206.40	206.40
	22XX-TRANSPORT OF THINGS	1602DR	FLORIDA	KATRINA	5,000.00	140.00
		1603DR	LOUISIANA	KATRINA	40,103.00	100.00
		1604DR	MISSISSIPPI	KATRINA	6,100.00	696.00
		1605DR	ALABAMA	KATRINA	8,550.02	2,438.77
		1606DR	TEXAS	RITA	30,000.00	3,162.38
		1609DR	FLORIDA	WILMA		
		3215EM	ARKANSAS	KATRINA	8,750.00	2,420.00
		3216EM	TEXAS	KATRINA	10,000.00	1,950.60
	23XX-RENT, COMM, UTILITIES	1602DR	FLORIDA	KATRINA	1,600.00	1,510.00
		1603DR	LOUISIANA	KATRINA	1,633,890.45	336,089.68
		1604DR	MISSISSIPPI	KATRINA	324,480.44	171,270.94
		1605DR	ALABAMA	KATRINA	39,000.00	22,525.00
		1606DR	TEXAS	RITA	76,513.22	18,954.74
		1607DR	LOUISIANA	RITA	501,400.00	12,522.00
		1609DR	FLORIDA	WILMA	43,174.94	19,383.08
		3215EM	ARKANSAS	KATRINA	6,841.50	3,241.50
		3216EM	TEXAS	KATRINA	8,787.50	4,546.11
		3219EM	OKLAHOMA	KATRINA		
		3229EM	NEW MEXICO	KATRINA		
		3261EM	TEXAS	RITA	50,000.00	4,733.42
	24XX-PRINT & REPRO	1602DR	FLORIDA	KATRINA	5,500.00	
		1603DR	LOUISIANA	KATRINA	593,211.70	59,722.84
		1604DR	MISSISSIPPI	KATRINA	850,426.25	385,035.82
		1605DR	ALABAMA	KATRINA	189,892.00	115,537.27
		1606DR	TEXAS	RITA	313,555.00	153,657.05
		1607DR	LOUISIANA	RITA	229,000.00	75,601.71
		1609DR	FLORIDA	WILMA	68,683.45	47,586.35
		3215EM	ARKANSAS	KATRINA	2,779.05	2,234.46
		3216EM	TEXAS	KATRINA	31,554.44	23,596.04
		3219EM	OKLAHOMA	KATRINA	755.65	755.65
		3229EM	NEW MEXICO	KATRINA	36.64	36.64
		3261EM	TEXAS	RITA	20,000.00	20,000.00
	25XX-OTHER SERVICES	1602DR	FLORIDA	KATRINA	10,000.00	4,304.18
		1603DR	LOUISIANA	KATRINA	4,027,151.15	1,583,798.25
		1604DR	MISSISSIPPI	KATRINA	1,330,009.03	789,990.48
		1605DR	ALABAMA	KATRINA	193,395.93	51,796.31
		1606DR	TEXAS	RITA	331,784.27	112,062.99
		1607DR	LOUISIANA	RITA	840,503.16	31,979.24
		1609DR	FLORIDA	WILMA	122,893.68	57,727.97
		3215EM	ARKANSAS	KATRINA	2,795.00	1,125.00
		3216EM	TEXAS	KATRINA	15,425.96	11,537.29
		3219EM	OKLAHOMA	KATRINA		
		3229EM	NEW MEXICO	KATRINA		
		3261EM	TEXAS	RITA	50,000.00	(3,807.21)
	26XX-SUPPLIES & MATERIALS	1602DR	FLORIDA	KATRINA	62,178.70	40,848.05
		1603DR	LOUISIANA	KATRINA	21,273,298.70	7,350,052.51
		1604DR	MISSISSIPPI	KATRINA	9,666,646.86	6,259,631.47
		1605DR	ALABAMA	KATRINA	3,084,267.88	2,088,350.72
		1606DR	TEXAS	RITA	2,029,458.38	833,602.10
		1607DR	LOUISIANA	RITA	6,986,158.00	2,848,589.58
		1609DR	FLORIDA	WILMA	875,729.06	571,806.70
		3212EM	LOUISIANA	KATRINA	2,000.00	1,284.11
		3215EM	ARKANSAS	KATRINA	69,173.50	52,060.48
		3216EM	TEXAS	KATRINA	271,829.53	197,038.79

VENDOR ALPHA	PROGRAM NAME	PROG CODE	STATE NAME	EVENT NAME	OBLIGATIONS	EXPENDITURES
		3219EM	OKLAHOMA	KATRINA		
		3221EM	WEST VIRGINIA	KATRINA	94.45	94.45
		3223EM	UTAH	KATRINA	4,000.00	
		3224EM	COLORADO	KATRINA	4,000.00	1,729.21
		3225EM	MICHIGAN	KATRINA	2,000.00	711.67
		3227EM	WASHINGTON	KATRINA	112.64	112.64
		3229EM	NEW MEXICO	KATRINA	115.74	15.74
		3232EM	MISSOURI	KATRINA	5,000.00	4,328.05
		3261EM	TEXAS	RITA	135,500.00	22,851.20
	31XX-EQUIPMENT	1602DR	FLORIDA	KATRINA	41,622.00	26,622.00
		1603DR	LOUISIANA	KATRINA	8,536,261.68	2,989,469.17
		1604DR	MISSISSIPPI	KATRINA	6,096,683.98	4,508,321.20
		1605DR	ALABAMA	KATRINA	917,174.89	578,813.61
		1606DR	TEXAS	RITA	559,047.02	128,709.79
		1607DR	LOUISIANA	RITA	1,743,374.10	68,666.85
		1609DR	FLORIDA	WILMA	166,189.61	76,580.94
		3215EM	ARKANSAS	KATRINA	17,279.02	9,741.91
		3216EM	TEXAS	KATRINA	113,301.90	90,591.92
		3219EM	OKLAHOMA	KATRINA		
		3229EM	NEW MEXICO	KATRINA		
		3261EM	TEXAS	RITA	90,000.00	38,375.82
	MANUFACTURED HOUSING	1603DR	LOUISIANA	KATRINA	37,369.51	37,369.51
		1604DR	MISSISSIPPI	KATRINA	216,500.00	16,681.90
		1607DR	LOUISIANA	RITA		
<b>US BANK Total</b>					<b>75,838,426.93</b>	<b>33,024,524.85</b>
CUSTOMS AND BORDER PROTECTION	2501-MISSIONS-FOS	1602DR	FLORIDA	KATRINA	11,447,424.00	6,226,283.63
		1603DR	LOUISIANA	KATRINA	28,410,525.00	
		1604DR	MISSISSIPPI	KATRINA	8,517,200.00	266,152.45
		3216EM	TEXAS	KATRINA	21,529.83	
		3261EM	TEXAS	RITA	12,000,000.00	
	2508-MISSIONS-DFA	1604DR	MISSISSIPPI	KATRINA		
	26XX-SUPPLIES & MATERIALS	1602DR	FLORIDA	KATRINA	6,783.00	6,783.00
		1603DR	LOUISIANA	KATRINA	219,647.17	219,647.17
		1604DR	MISSISSIPPI	KATRINA	363,693.00	363,693.00
		1605DR	ALABAMA	KATRINA	21,313.00	21,313.00
		1606DR	TEXAS	RITA	64,702.00	64,702.00
<b>CUSTOMS AND BORDER PROTECTION Total</b>					<b>61,072,817.00</b>	<b>7,168,574.25</b>
CITIBANK	21XX-TRAVEL OF PEOPLE	1603DR	LOUISIANA	KATRINA	23,274,159.85	22,534,690.76
		1604DR	MISSISSIPPI	KATRINA	19,902,337.89	19,415,492.12
		1605DR	ALABAMA	KATRINA	5,857,208.81	5,827,715.06
		1606DR	TEXAS	RITA	5,488,869.64	5,485,319.64
		1607DR	LOUISIANA	RITA	1,001,842.04	1,001,842.04
		1609DR	FLORIDA	WILMA	1,004,233.20	534,097.86
		3215EM	ARKANSAS	KATRINA	1,711.85	1,711.85
		3216EM	TEXAS	KATRINA	15,561.27	15,561.27
		3221EM	WEST VIRGINIA	KATRINA	1,331.70	1,331.70
		3223EM	UTAH	KATRINA	1,171.40	1,089.25
		3234EM	SOUTH DAKOTA	KATRINA	677.25	
		3247EM	NORTH DAKOTA	KATRINA	911.85	911.85
		3248EM	CALIFORNIA	KATRINA	335.68	335.68
		3252EM	MASSACHUSETTS	KATRINA	3,271.00	3,271.00
		3253EM	MONTANA	KATRINA	3,160.92	2,796.55
	22XX-TRANSPORT OF THINGS	1603DR	LOUISIANA	KATRINA	85,000.00	85,000.00
		1604DR	MISSISSIPPI	KATRINA	85,000.00	
		1605DR	ALABAMA	KATRINA	70,000.00	62,329.92
	25XX-OTHER SERVICES	1603DR	LOUISIANA	KATRINA		
		1605DR	ALABAMA	KATRINA		
		1606DR	TEXAS	RITA		
		1609DR	FLORIDA	WILMA	50,000.00	
	26XX-SUPPLIES & MATERIALS	1603DR	LOUISIANA	KATRINA	412,000.00	342,301.17
		1604DR	MISSISSIPPI	KATRINA	136,000.00	29,893.34
		1605DR	ALABAMA	KATRINA	13,000.00	134.44
		1606DR	TEXAS	RITA	112,500.00	85,424.88
<b>CITIBANK Total</b>					<b>57,520,284.35</b>	<b>55,431,250.38</b>
U S DEPARTMENT OF JUSTICE	2501-MISSIONS-FOS	1603DR	LOUISIANA	KATRINA	2,764,600.00	127,136.49
		1604DR	MISSISSIPPI	KATRINA	2,655,000.00	40,667.64

VENDOR ALPHA	PROGRAM NAME	PROG CODE	STATE NAME	EVENT NAME	OBLIGATIONS	EXPENDITURES
		1609DR	FLORIDA	WILMA	45,000.00	
	2507-MISSIONS-TA	1603DR	LOUISIANA	KATRINA	150,000.00	
	2508-MISSIONS-DFA	1603DR	LOUISIANA	KATRINA	45,313,000.00	6,487,043.51
		1604DR	MISSISSIPPI	KATRINA	4,867,000.00	132,309.52
<b>U S DEPARTMENT OF JUSTICE Total</b>					<b>55,794,600.00</b>	<b>6,787,157.16</b>
<b>Grand Total</b>					<b>31,723,742,050.40</b>	<b>20,136,755,526.36</b>

**FINANCIAL INFORMATION TOOL**  
**FOR HURRICANE KATRINA, RITA, & WILMA DECLARATIONS ONLY**  
**CHRONOLOGICAL LISTING BY DECLARATION OF OBLIGATION TRANSACTIONS GREATER THAN OR EQUAL TO \$50 MILLION (GROSS OF ANY SUBSEQUENT DE-OBLIGATIONS)**  
**AS OF 09-20-2006**

PROG CODE	STATE NAME	TRANS DATE	OBLIGATION NUMBER	VENDOR ALPHA	PROGRAM CATEGORY	OBLIGATIONS	QTY
1603DR	LOUISIANA	8/30/2005	1603DRLAMCOE-MVD 11	US ARMY CORPS OF ENGINEERS	2508-MISSIONS-DIRECT FED ASST (DFA)	50,000,000.00	1
		8/31/2005	1603DRLAMHHS 02	DEPARTMENT OF HEALTH AND HUMAN SERVICE	2501-MISSIONS-FED OPER SUP (FOS)	63,000,000.00	1
		9/3/2005	1603DRLAMCOE-MVD 05	US ARMY CORPS OF ENGINEERS	2508-MISSIONS-DIRECT FED ASST (DFA)	75,000,000.00	1
		9/4/2005	1603DRLAMCOE-MVD 07	US ARMY CORPS OF ENGINEERS	2508-MISSIONS-DIRECT FED ASST (DFA)	1,500,000,000.00	1
		9/5/2005	1603DRLAMDOD 23	DEPARTMENT OF DEFENSE	2501-MISSIONS-FED OPER SUP (FOS)	750,000,000.00	1
		9/6/2005	1603DRLAMDOD 29	DEPARTMENT OF DEFENSE	2501-MISSIONS-FED OPER SUP (FOS)	75,000,000.00	1
			1603DRLAMDOD 30	DEPARTMENT OF DEFENSE	2501-MISSIONS-FED OPER SUP (FOS)	490,000,000.00	1
			1603DRLAMDOD 31	DEPARTMENT OF DEFENSE	2501-MISSIONS-FED OPER SUP (FOS)	150,000,000.00	1
		9/8/2005	1603DRLAMEPA 03	ENVIRONMENTAL PROTECTION AGENCY	2508-MISSIONS-DIRECT FED ASST (DFA)	75,000,000.00	1
			1603DRLATTHP 01	LA OFFICE OF HOMELAND SECURITY &	4141-RENTAL 408(a)	510,000,000.00	1
		9/9/2005	1603DRLAMDOD 40	DEPARTMENT OF DEFENSE	2501-MISSIONS-FED OPER SUP (FOS)	65,000,000.00	1
			1603DRLAP00000001	LA OFFICE OF HOMELAND SECURITY &	416X-PUBLIC ASSISTANCE (PA)	218,823,700.76	1
		9/9/2005	1603DRLATTHP 01	LA OFFICE OF HOMELAND SECURITY &	4141-RENTAL 408(a)	600,000,000.00	1
			1603DRLAMCOE-MVD 21	US ARMY CORPS OF ENGINEERS	2501-MISSIONS-FED OPER SUP (FOS)	200,000,000.00	1
		9/10/2005	1603DRLAMUSCG 07	US COAST GUARD	2501-MISSIONS-FED OPER SUP (FOS)	150,000,000.00	2
			HSFEHQ-05-D-4125	PRECISION HOMES	3199-MH-PURCHASE UNITS-CAPITALIZED	125,000,000.00	1
		9/13/2005	1603DRLAP00000001	LA OFFICE OF HOMELAND SECURITY &	416X-PUBLIC ASSISTANCE (PA)	51,293,678.90	1
			HSFEHQ-05-C-4000	GULF STREAM COACH, INC.	3190-MH-PURCHASE UNITS-NON-CAPITALIZED	99,996,000.00	1
		9/15/2005	1603DRLAMUSFS 15	USDA FOREST SERVICE	2501-MISSIONS-FED OPER SUP (FOS)	130,000,000.00	1
			1603DRLAP00000001	LA OFFICE OF HOMELAND SECURITY &	416X-PUBLIC ASSISTANCE (PA)	453,209,070.72	1
		9/16/2005	HSFE06-05-F-6232	CLEARBROOK LLC	3190-MH-PURCHASE UNITS-NON-CAPITALIZED	50,000,000.00	1
		9/17/2005	1603DRLATTHP 01	LA OFFICE OF HOMELAND SECURITY &	4141-RENTAL 408(a)	400,000,000.00	1
		9/21/2005	1603DRLAMDOD 06	DEPARTMENT OF TRANSPORTATION	2508-MISSIONS-DIRECT FED ASST (DFA)	150,000,000.00	1
		9/24/2005	1603DRLAMCOE-MVD 05	US ARMY CORPS OF ENGINEERS	2508-MISSIONS-DIRECT FED ASST (DFA)	100,000,000.00	1
		9/25/2005	1603DRLATTHP 01	LA OFFICE OF HOMELAND SECURITY &	4141-RENTAL 408(a)	1,370,400,000.00	1
		9/26/2005	HSFE04-05-F-7039	DEPARTMENT OF DEFENSE	2660-FOOD & BEVERAGES	62,930,000.00	1
		9/27/2005	HSFEHQ-05-D-4334	MORGAN BUILDINGS & SPAS, INC.	3199-MH-PURCHASE UNITS-CAPITALIZED	83,958,000.00	1
		9/28/2005	HSFEHQ-05-D-4332	CHAMPION HOME BUILDERS CO	3199-MH-PURCHASE UNITS-CAPITALIZED	59,800,000.00	1
		9/29/2005	1603DRLAMDHUD 04	HOUSING & URBAN DEVELOPMENT	2508-MISSIONS-DIRECT FED ASST (DFA)	79,000,000.00	1
		10/2/2005	1603DRLATTHP 01	LA OFFICE OF HOMELAND SECURITY &	4141-RENTAL 408(a)	350,000,000.00	1
		10/3/2005	1603DRLAMEPA 03	ENVIRONMENTAL PROTECTION AGENCY	2508-MISSIONS-DIRECT FED ASST (DFA)	88,000,000.00	1
		10/8/2005	1603DRLATTHP 19	LA OFFICE OF HOMELAND SECURITY &	4149-OTHER NEEDS ASSISTANCE (ONA) AWARDS	100,000,000.00	1
		10/20/2005	1603DRLAMUSCG 09	US COAST GUARD	2508-MISSIONS-DIRECT FED ASST (DFA)	75,000,000.00	1
		10/21/2005	1603DRLAMCOE-MVD 23	US ARMY CORPS OF ENGINEERS	2508-MISSIONS-DIRECT FED ASST (DFA)	200,000,000.00	1
		10/22/2005	HSFEHQ-06-C-0024	AMERICAN RED CROSS	2580-OTHER SERVICE CONTRACTS	110,000,000.00	1
		10/31/2005	1603DRLAP00000001	LA OFFICE OF HOMELAND SECURITY &	416X-PUBLIC ASSISTANCE (PA)	88,802,983.46	1
			HSFEHQ-05-D-0471	FLUOR DANIEL INC	2591-CONTRACT SERVICES-MH	62,160,091.00	1
		11/1/2005	HSFEHQ-06-F-0047	CORPORATE LODGING CONSULTANTS, INC.	2580-OTHER SERVICE CONTRACTS	105,602,464.00	1
		11/5/2005	1603DRLATTHP 01	LA OFFICE OF HOMELAND SECURITY &	4141-RENTAL 408(a)	148,000,000.00	1
			1603DRLATTHP 17	LA OFFICE OF HOMELAND SECURITY &	4147-REPLACEMENT	386,000,000.00	1
			1603DRLATTHP 19	LA OFFICE OF HOMELAND SECURITY &	4149-OTHER NEEDS ASSISTANCE (ONA) AWARDS	361,000,000.00	1
		11/18/2005	1603DRLAMDOL 00	US DEPARTMENT OF LABOR	2503-DISASTER UNEMPLOYMENT (DUA)	55,000,000.00	1
		11/23/2005	1603DRLATTHP 19	LA OFFICE OF HOMELAND SECURITY &	4149-OTHER NEEDS ASSISTANCE (ONA) AWARDS	100,000,000.00	1
		12/5/2005	1603DRLATTHP 19	LA OFFICE OF HOMELAND SECURITY &	4149-OTHER NEEDS ASSISTANCE (ONA) AWARDS	50,000,000.00	1
		12/12/2005	1603DRLAMCOE-MVD 23	US ARMY CORPS OF ENGINEERS	2508-MISSIONS-DIRECT FED ASST (DFA)	199,932,487.70	1
			1603DRLAMUSCG 09	US COAST GUARD	2508-MISSIONS-DIRECT FED ASST (DFA)	75,000,000.00	1
		12/20/2005	HSFE06-06-X-2014	ENVIRONMENTAL PROTECTION AGENCY	2589-INTERAGENCY AGREEMENTS	255,665,898.00	1
		12/23/2005	1603DRLATTHP 19	LA OFFICE OF HOMELAND SECURITY &	4149-OTHER NEEDS ASSISTANCE (ONA) AWARDS	50,000,000.00	1
		12/29/2005	1603DRLATTHP 19	LA OFFICE OF HOMELAND SECURITY &	4149-OTHER NEEDS ASSISTANCE (ONA) AWARDS	75,000,000.00	1
		12/30/2005	1603DRLATTHP 19	LA OFFICE OF HOMELAND SECURITY &	4149-OTHER NEEDS ASSISTANCE (ONA) AWARDS	90,000,000.00	1
		1/6/2006	1603DRLATTHP 01	LA OFFICE OF HOMELAND SECURITY &	4141-RENTAL 408(a)	50,000,000.00	1
		1/7/2006	EMR-2006-GB-0000	GBL'S	2213-MH-TRANSPORTATION-DISASTER	70,000,000.00	1
		1/14/2006	1603DRLATTHP 19	LA OFFICE OF HOMELAND SECURITY &	4149-OTHER NEEDS ASSISTANCE (ONA) AWARDS	100,000,000.00	1
		1/19/2006	1603DRLATTHP 01	LA OFFICE OF HOMELAND SECURITY &	4141-RENTAL 408(a)	60,000,000.00	1
		1/30/2006	1603DRLATTHP 01	LA OFFICE OF HOMELAND SECURITY &	4141-RENTAL 408(a)	50,000,000.00	1
		2/7/2006	HSFEHQ-06-F-0047	CORPORATE LODGING CONSULTANTS, INC.	2580-OTHER SERVICE CONTRACTS	52,800,000.00	1
		2/16/2006	HSFEHQ-05-D-0592	CH2M HILL CONSTRUCTORS, INC.	2591-CONTRACT SERVICES-MH	75,178,562.50	1

PROG CODE	STATE NAME	TRANS DATE	OBLIGATION NUMBER	VENDOR ALPHA	PROGRAM CATEGORY	OBLIGATIONS	QTY
		3/1/2006	HSFEHQ-05-D-0471	FLUOR DANIEL INC	2591-CONTRACT SERVICES-MH	158,488,970.76	1
		3/3/2006	HSFEHQ-05-D-0471	FLUOR DANIEL INC	2591-CONTRACT SERVICES-MH	170,814,779.00	1
		3/15/2006	1603DRLAP00000001	LA OFFICE OF HOMELAND SECURITY &	416X-PUBLIC ASSISTANCE (PA)	55,750,323.10	1
		3/16/2006	1603DRLAMDOL 00	US DEPARTMENT OF LABOR	2503-DISASTER UNEMPLOYMENT (DUA)	91,411,844.00	1
			HSFEHQ-05-D-0573	SHAW ENVIRONMENTAL & INFRASTRUCTURE	2591-CONTRACT SERVICES-MH	139,278,621.00	1
		3/20/2006	1603DRLAP00000001	LA OFFICE OF HOMELAND SECURITY &	416X-PUBLIC ASSISTANCE (PA)	170,571,862.38	2
		3/21/2006	1603DRLAP00000001	LA OFFICE OF HOMELAND SECURITY &	416X-PUBLIC ASSISTANCE (PA)	138,213,467.86	1
		3/23/2006	1603DRLAP00000001	LA OFFICE OF HOMELAND SECURITY &	416X-PUBLIC ASSISTANCE (PA)	76,350,249.12	1
		3/28/2006	1603DRLAP00000001	LA OFFICE OF HOMELAND SECURITY &	416X-PUBLIC ASSISTANCE (PA)	67,986,749.72	1
		3/31/2006	HSFEHQ-05-D-0471	FLUOR DANIEL INC	2591-CONTRACT SERVICES-MH	192,710,167.00	1
		4/26/2006	1603DRLAP00000001	LA OFFICE OF HOMELAND SECURITY &	416X-PUBLIC ASSISTANCE (PA)	66,843,926.55	1
		5/17/2006	HSFEHQ-05-D-0471	FLUOR DANIEL INC	2591-CONTRACT SERVICES-MH	69,900,000.00	1
		5/26/2006	1603DRLAP00000001	LA OFFICE OF HOMELAND SECURITY &	416X-PUBLIC ASSISTANCE (PA)	50,308,768.63	1
			HSFEHQ-05-D-0573	SHAW ENVIRONMENTAL & INFRASTRUCTURE	2591-CONTRACT SERVICES-MH	88,403,625.00	1
		5/30/2006	HSFEHQ-05-C-4040A	NORTH AMERICAN CATASTROPHE SVCS INC	3190-MH-PURCHASE UNITS-NON-CAPITALIZED	50,478,060.06	1
			HSFEHQ-05-C-4041A	GULF STREAM COACH, INC.	3199-MH-PURCHASE UNITS-CAPITALIZED	246,563,713.00	1
		6/8/2006	1603DRLAP00000001	LA OFFICE OF HOMELAND SECURITY &	416X-PUBLIC ASSISTANCE (PA)	204,521,265.91	1
		6/14/2006	1603DRLAP00000001	LA OFFICE OF HOMELAND SECURITY &	416X-PUBLIC ASSISTANCE (PA)	57,570,547.57	1
		6/23/2006	1603DRLAP00000001	LA OFFICE OF HOMELAND SECURITY &	416X-PUBLIC ASSISTANCE (PA)	129,560,715.02	1
		6/29/2006	HSFEHQ-05-D-0471	FLUOR DANIEL INC	2591-CONTRACT SERVICES-MH	195,631,846.00	1
		7/1/2006	1603DRLAMCOE-MVD 07	US ARMY CORPS OF ENGINEERS	2508-MISSIONS-DIRECT FED ASST (DFA)	69,000,000.00	1
		7/12/2006	HSFEHQ-05-D-0573	SHAW ENVIRONMENTAL & INFRASTRUCTURE	2591-CONTRACT SERVICES-MH	185,080,757.00	2
		7/13/2006	1603DRLAP00000001	LA OFFICE OF HOMELAND SECURITY &	416X-PUBLIC ASSISTANCE (PA)	70,121,810.36	1
		8/17/2006	1603DRLAP00000001	LA OFFICE OF HOMELAND SECURITY &	416X-PUBLIC ASSISTANCE (PA)	120,558,271.15	1
		9/8/2006	1603DRLAP00000001	LA OFFICE OF HOMELAND SECURITY &	416X-PUBLIC ASSISTANCE (PA)	125,958,729.33	1
1604DR	MISSISSIPPI	9/2/2005	1604DRMSMDOD 17	DEPARTMENT OF DEFENSE	2501-MISSIONS-FED OPER SUP (FOS)	220,000,000.00	2
		38598	1604DRMSMCOE-MVD 16	US ARMY CORPS OF ENGINEERS	2508-MISSIONS-DIRECT FED ASST (DFA)	80,000,000.00	1
			1604DRMSMDOD 19	DEPARTMENT OF DEFENSE	2501-MISSIONS-FED OPER SUP (FOS)	1,000,000,000.00	1
		38599	1604DRMSMCOE-MVD 11	US ARMY CORPS OF ENGINEERS	2501-MISSIONS-FED OPER SUP (FOS)	80,000,000.00	1
			1604DRMSMGSA 16	GENERAL SERVICES ADMINISTRATION	2501-MISSIONS-FED OPER SUP (FOS)	50,000,000.00	1
		38600	1604DRMSMCOE-MVD 09	US ARMY CORPS OF ENGINEERS	2508-MISSIONS-DIRECT FED ASST (DFA)	320,000,000.00	1
			1604DRMSMCOE-MVD 10	US ARMY CORPS OF ENGINEERS	2508-MISSIONS-DIRECT FED ASST (DFA)	71,000,000.00	1
			1604DRMSMCOE-MVD 11	US ARMY CORPS OF ENGINEERS	2501-MISSIONS-FED OPER SUP (FOS)	100,000,000.00	1
			1604DRMSMDOT 05	DEPARTMENT OF TRANSPORTATION	2501-MISSIONS-FED OPER SUP (FOS)	90,000,000.00	1
		9/6/2005	1604DRMSTTHP 01	MISSISSIPPI, STATE OF	4141-RENTAL 408(a)	100,000,000.00	1
		9/7/2005	1604DRMSMCOE-MVD 12	US ARMY CORPS OF ENGINEERS	2501-MISSIONS-FED OPER SUP (FOS)	180,000,000.00	1
		38605	1604DRMSMDOD 19	DEPARTMENT OF DEFENSE	2501-MISSIONS-FED OPER SUP (FOS)	500,000,000.00	1
			1604DRMSMDOD 27	DEPARTMENT OF DEFENSE	2508-MISSIONS-DIRECT FED ASST (DFA)	50,000,000.00	1
			1604DRMSTTHP 01	MISSISSIPPI, STATE OF	4141-RENTAL 408(a)	96,000,000.00	1
		9/11/2005	1604DRMSTTHP 01	MISSISSIPPI, STATE OF	4141-RENTAL 408(a)	100,000,000.00	1
		9/12/2005	1604DRMSTTHP 01	MISSISSIPPI, STATE OF	4141-RENTAL 408(a)	300,000,000.00	1
		38612	1604DRMSMCOE-MVD 25	US ARMY CORPS OF ENGINEERS	2508-MISSIONS-DIRECT FED ASST (DFA)	50,000,000.00	1
			HSFE04-05-P-7069	AMERICOLD LOGISTICS LLC	2580-OTHER SERVICE CONTRACTS	50,000,000.00	1
		9/18/2005	HSFE04-05-F-7058	DEPARTMENT OF DEFENSE	2660-FOOD & BEVERAGES	69,630,470.00	1
		9/23/2005	1604DRMSP00000001	MISSISSIPPI, STATE OF	416X-PUBLIC ASSISTANCE (PA)	105,160,104.73	1
		9/27/2005	1604DRMSTTHP 01	MISSISSIPPI, STATE OF	4141-RENTAL 408(a)	365,018,400.00	1
		10/8/2005	1604DRMSTTHP 01	MISSISSIPPI, STATE OF	4141-RENTAL 408(a)	150,000,000.00	1
		10/9/2005	1604DRMSMCOE-MVD 10	US ARMY CORPS OF ENGINEERS	2508-MISSIONS-DIRECT FED ASST (DFA)	56,000,000.00	1
		10/10/2005	1604DRMSTTHP 19	MISSISSIPPI, STATE OF	4149-OTHER NEEDS ASSISTANCE (ONA) AWARDS	50,000,000.00	1
		10/16/2005	1604DRMSMCOE-MVD 09	US ARMY CORPS OF ENGINEERS	2508-MISSIONS-DIRECT FED ASST (DFA)	300,000,000.00	1
		38647	HSFEHQ-05-D-0572	BECHTEL NATIONAL, INC.	2591-CONTRACT SERVICES-MH	135,191,336.50	1
			HSFEHQ-06-C-0024	AMERICAN RED CROSS	2580-OTHER SERVICE CONTRACTS	52,500,000.00	1
		11/1/2005	HSFEHQ-06-F-0047	CORPORATE LODGING CONSULTANTS, INC.	2580-OTHER SERVICE CONTRACTS	50,401,176.00	1
		11/22/2005	1604DRMSTTHP 19	MISSISSIPPI, STATE OF	4149-OTHER NEEDS ASSISTANCE (ONA) AWARDS	50,000,000.00	1
		12/15/2005	HSFEHQ-05-D-0572	BECHTEL NATIONAL, INC.	2591-CONTRACT SERVICES-MH	67,535,156.00	1
		12/19/2005	HSFEHQ-05-C-4155	CMH MANUFACTURING, INC.	3199-MH-PURCHASE UNITS-CAPITALIZED	60,935,395.00	1
		12/23/2005	HSFEHQ-05-D-0572	BECHTEL NATIONAL, INC.	2591-CONTRACT SERVICES-MH	78,801,663.50	1
		1/27/2006	1604DRMSMCOE-MVD 09	US ARMY CORPS OF ENGINEERS	2508-MISSIONS-DIRECT FED ASST (DFA)	100,000,000.00	1
		3/18/2006	1604DRMSMCOE-MVD 09	US ARMY CORPS OF ENGINEERS	2508-MISSIONS-DIRECT FED ASST (DFA)	200,000,000.00	1
		4/6/2006	1604DRMSMUSCG 12	US COAST GUARD	2508-MISSIONS-DIRECT FED ASST (DFA)	200,000,000.00	1
		4/10/2006	1604DRMSP00000001	MISSISSIPPI, STATE OF	416X-PUBLIC ASSISTANCE (PA)	58,530,355.47	1
		5/25/2006	1604DRMSMCOE-MVD 09	US ARMY CORPS OF ENGINEERS	2508-MISSIONS-DIRECT FED ASST (DFA)	50,000,000.00	1
		38868	HSFEHQ-05-C-4000A	GULF STREAM COACH, INC.	3199-MH-PURCHASE UNITS-CAPITALIZED	218,000,000.00	1
			HSFEHQ-05-C-4039A	MORGAN BUILDINGS & SPAS, INC.	3199-MH-PURCHASE UNITS-CAPITALIZED	218,000,000.00	1
1605DR	ALABAMA	8/17/2006	1604DRMSP00000001	MISSISSIPPI, STATE OF	416X-PUBLIC ASSISTANCE (PA)	82,747,016.41	1
		38605	HSFEHQ-05-C-4039	MORGAN BUILDINGS & SPAS, INC.	3199-MH-PURCHASE UNITS-CAPITALIZED	202,512,500.00	2
			HSFEHQ-05-D-4125	PRECISION HOMES	3199-MH-PURCHASE UNITS-CAPITALIZED	98,965,000.00	1



PROG CODE	STATE NAME	TRANS DATE	OBLIGATION NUMBER	VENDOR ALPHA	PROGRAM CATEGORY	OBLIGATIONS	QTY
		9/12/2005	HSFEHQ-05-C-4041	GULF STREAM COACH, INC.	3199-MH-PURCHASE UNITS-CAPITALIZED	246,875,000.00	1
		9/13/2005	HSFEHQ-05-C-4000	GULF STREAM COACH, INC.	3190-MH-PURCHASE UNITS-NON-CAPITALIZED	99,068,500.00	1
		9/16/2005	HSFEHQ-05-C-4040	NORTH AMERICAN CATASTROPHE SVCS INC	3199-MH-PURCHASE UNITS-CAPITALIZED	51,400,000.00	1
		9/24/2005	1605DRALTTHP 01	AL EMERGENCY MANAGEMENT AGENCY	4141-RENTAL 408(a)	83,709,000.00	1
		9/29/2005	1605DRALMCOE-SAD 09	US ARMY CORPS OF ENGINEERS	2508-MISSIONS-DIRECT FED ASST (DFA)	90,000,000.00	1
1606DR	TEXAS	9/30/2005	HSFEHQ-05-C-4128	BOURGET'S OF THE SOUTH, LLC	3190-MH-PURCHASE UNITS-NON-CAPITALIZED	88,500,000.00	1
		38623	1606DRTXMUSFS 02	USDA FOREST SERVICE	2501-MISSIONS-FED OPER SUP (FOS)	124,000,000.00	1
			1606DRTXTTHP 01	TX DEPARTMENT OF PUBLIC SAFETY	4141-RENTAL 408(a)	60,320,000.00	1
		38624	1606DRTXTTHP 01	TX DEPARTMENT OF PUBLIC SAFETY	4141-RENTAL 408(a)	105,000,000.00	1
			1606DRTXTTHP 19	TX DEPARTMENT OF PUBLIC SAFETY	4149-OTHER NEEDS ASSISTANCE (ONA) AWARDS	100,000,000.00	1
		9/30/2005	1606DRTXTTHP 01	TX DEPARTMENT OF PUBLIC SAFETY	4141-RENTAL 408(a)	150,000,899.00	1
		38628	1606DRTXTTHP 01	TX DEPARTMENT OF PUBLIC SAFETY	4141-RENTAL 408(a)	447,000,000.00	1
			1606DRTXTTHP 04	TX DEPARTMENT OF PUBLIC SAFETY	4143-REPAIRS	100,000,000.00	1
			1606DRTXTTHP 19	TX DEPARTMENT OF PUBLIC SAFETY	4149-OTHER NEEDS ASSISTANCE (ONA) AWARDS	200,000,000.00	1
			10/7/2005	1606DRTXIOTH	TX DEPARTMENT OF PUBLIC SAFETY	4154-OTHER NEEDS ASSISTANCE (ONA) GRANTS	200,000,000.00
1607DR	LOUISIANA	11/4/2005	1606DRTXMCOE-SWD 09	US ARMY CORPS OF ENGINEERS	2508-MISSIONS-DIRECT FED ASST (DFA)	65,000,000.00	1
		9/28/2005	1607DRLATTHP 01	LA OFFICE OF HOMELAND SECURITY &	4141-RENTAL 408(a)	75,000,000.00	1
		9/30/2005	1607DRLATTHP 01	LA OFFICE OF HOMELAND SECURITY &	4141-RENTAL 408(a)	250,000,000.00	1
		38632	1607DRLAMCOE-MVD 07	US ARMY CORPS OF ENGINEERS	2508-MISSIONS-DIRECT FED ASST (DFA)	138,000,000.00	1
			1607DRLAMCOE-MVD 09	US ARMY CORPS OF ENGINEERS	2508-MISSIONS-DIRECT FED ASST (DFA)	80,000,000.00	1
		12/16/2005	1607DRLAMCOE-MVD 09	US ARMY CORPS OF ENGINEERS	2508-MISSIONS-DIRECT FED ASST (DFA)	113,000,000.00	1
1609DR	FLORIDA	12/20/2005	HSFE06-06-X-2014	ENVIRONMENTAL PROTECTION AGENCY	2580-OTHER SERVICE CONTRACTS	100,686,039.00	1
		10/26/2005	HSFE04-06-F-7706	DEPARTMENT OF DEFENSE	2660-FOOD & BEVERAGES	60,000,000.00	1
		10/27/2005	1609DRFLTTHP 01	FLORIDA BUREAU OF DISASTER	4141-RENTAL 408(a)	60,000,000.00	1
		11/2/2005	1609DRFLTTHP 19	FLORIDA BUREAU OF DISASTER	4149-OTHER NEEDS ASSISTANCE (ONA) AWARDS	100,000,000.00	1
		11/3/2005	1609DRFLMCOE-SAD 13	US ARMY CORPS OF ENGINEERS	2508-MISSIONS-DIRECT FED ASST (DFA)	75,000,000.00	1
		11/4/2005	1609DRFLMCOE-SAD 12	US ARMY CORPS OF ENGINEERS	2508-MISSIONS-DIRECT FED ASST (DFA)	50,000,000.00	1
		11/30/2005	1609DRFLTTHP 19	FLORIDA BUREAU OF DISASTER	4149-OTHER NEEDS ASSISTANCE (ONA) AWARDS	50,000,000.00	1
		12/1/2005	1609DRFLP00000001	FLORIDA BUREAU OF DISASTER	416X-PUBLIC ASSISTANCE (PA)	52,039,385.68	1
		12/8/2005	1609DRFLP00000001	FLORIDA BUREAU OF DISASTER	416X-PUBLIC ASSISTANCE (PA)	187,265,936.45	1
		1/24/2006	1609DRFLP00000001	FLORIDA BUREAU OF DISASTER	416X-PUBLIC ASSISTANCE (PA)	65,491,147.19	1
3216EM	TEXAS	38667	3216EMTXP00000001	TX DEPARTMENT OF PUBLIC SAFETY	416X-PUBLIC ASSISTANCE (PA)	113611873.7	1

**FINANCIAL INFORMATION TOOL**  
**FOR HURRICANE KATRINA, RITA, & WILMA DECLARATIONS ONLY**  
**FEMA CREDIT CARDS ONLY \***

**AS OF 09-20-2006**

VENDOR ALPHA	PROGRAM NAME	OBLIGATIONS	EXPENDITURES
BANK ONE DBA JPMORGAN CHASE BANK	21XX-TRAVEL OF PEOPLE		
	25XX-OTHER SERVICES	843,460.74	832,549.05
	26XX-SUPPLIES & MATERIALS	8,246,172.32	3,620,386.82
<b>BANK ONE DBA JPMORGAN CHASE BANK Total</b>		<b>9,089,633.06</b>	<b>4,452,935.87</b>
CITIBANK	21XX-TRAVEL OF PEOPLE	56,556,784.35	54,826,166.63
	22XX-TRANSPORT OF THINGS	240,000.00	147,329.92
	25XX-OTHER SERVICES	50,000.00	
	26XX-SUPPLIES & MATERIALS	673,500.00	457,753.83
<b>CITIBANK Total</b>		<b>57,520,284.35</b>	<b>55,431,250.38</b>
US BANK	21XX-TRAVEL OF PEOPLE	808,516.35	51,510.21
	22XX-TRANSPORT OF THINGS	108,503.02	10,907.75
	23XX-RENT, COMM, UTILITIES	2,685,688.05	594,776.47
	24XX-PRINT & REPRO	2,305,394.18	883,763.83
	25XX-OTHER SERVICES	6,923,958.18	2,640,514.50
	26XX-SUPPLIES & MATERIALS	44,471,563.44	20,273,107.47
	31XX-EQUIPMENT	18,280,934.20	8,515,893.21
	MANUFACTURED HOUSING	253,869.51	54,051.41
<b>US BANK Total</b>		<b>75,838,426.93</b>	<b>33,024,524.85</b>
<b>Grand Total</b>		<b>142,448,344.34</b>	<b>92,908,711.10</b>

NAME OF CARD	PURPOSE/USES
BANK ONE DBA JPMORGAN CHASE BANK	Fleetcard for fuel, oil, etc for government vehicles
CITIBANK	Centrally billed travel
US BANK	FEMA Purchase card

\* Does not include Individually Billed Travel (IBT) Credit Cards that are issued to FEMA Travelers

**FINANCIAL INFORMATION TOOL**  
**FOR HURRICANE KATRINA, RITA, & WILMA DECLARATIONS ONLY**  
**FEMA CREDIT CARDS ONLY \***  
**AS OF 09-20-2006**

PROG CODE	STATE NAME	EVENT NAME	VENDOR ALPHA	PROGRAM NAME	OBLIGATIONS	EXPENDITURES	
1602DR	FLORIDA	KATRINA	US BANK	22XX-TRANSPORT OF THINGS	5,000.00	140.00	
				23XX-RENT, COMM, UTILITIES	1,600.00	1,510.00	
				24XX-PRINT & REPRO	5,500.00		
				25XX-OTHER SERVICES	10,000.00	4,304.18	
				26XX-SUPPLIES & MATERIALS	62,178.70	40,848.05	
				31XX-EQUIPMENT	41,622.00	26,622.00	
				<b>1602DR Total</b>			
1603DR	LOUISIANA	KATRINA	BANK ONE DBA JPMORGAN CHASE BANK	26XX-SUPPLIES & MATERIALS	4,234,770.80	1,257,046.51	
				CITIBANK	21XX-TRAVEL OF PEOPLE	23,274,159.85	22,534,690.76
					22XX-TRANSPORT OF THINGS	85,000.00	85,000.00
					25XX-OTHER SERVICES		
			US BANK	26XX-SUPPLIES & MATERIALS	412,000.00	342,301.17	
				21XX-TRAVEL OF PEOPLE	228,500.00	21,485.49	
				22XX-TRANSPORT OF THINGS	40,103.00	100.00	
				23XX-RENT, COMM, UTILITIES	1,633,890.45	336,089.68	
				24XX-PRINT & REPRO	593,211.70	59,722.84	
				25XX-OTHER SERVICES	4,027,151.15	1,583,798.25	
				26XX-SUPPLIES & MATERIALS	21,273,298.70	7,350,052.51	
				31XX-EQUIPMENT	8,536,261.68	2,989,469.17	
				MANUFACTURED HOUSING	37,369.51	37,369.51	
				<b>1603DR Total</b>			
1604DR	MISSISSIPPI	KATRINA	BANK ONE DBA JPMORGAN CHASE BANK	25XX-OTHER SERVICES	283,500.00	272,589.35	
				26XX-SUPPLIES & MATERIALS	1,147,348.67	474,091.28	
			CITIBANK	21XX-TRAVEL OF PEOPLE	19,902,337.89	19,415,492.12	
				22XX-TRANSPORT OF THINGS	85,000.00		
				26XX-SUPPLIES & MATERIALS	136,000.00	29,893.34	
			US BANK	21XX-TRAVEL OF PEOPLE	41,248.90	3,694.21	
				22XX-TRANSPORT OF THINGS	6,100.00	696.00	
				23XX-RENT, COMM, UTILITIES	324,480.44	171,270.94	
				24XX-PRINT & REPRO	850,426.25	385,035.82	
				25XX-OTHER SERVICES	1,330,009.03	789,990.48	
				26XX-SUPPLIES & MATERIALS	9,666,646.86	6,259,631.47	
				31XX-EQUIPMENT	6,096,683.98	4,508,321.20	
				MANUFACTURED HOUSING	216,500.00	16,681.90	
				<b>1604DR Total</b>			
1605DR	ALABAMA	KATRINA	BANK ONE DBA JPMORGAN CHASE BANK	25XX-OTHER SERVICES	559,750.74	559,750.74	
				26XX-SUPPLIES & MATERIALS	1,121,212.04	1,093,015.23	
			CITIBANK	21XX-TRAVEL OF PEOPLE	5,857,208.81	5,827,715.06	
				22XX-TRANSPORT OF THINGS	70,000.00	62,329.92	
				25XX-OTHER SERVICES			
			US BANK	26XX-SUPPLIES & MATERIALS	13,000.00	134.44	
				21XX-TRAVEL OF PEOPLE	37,561.05	3,561.05	
				22XX-TRANSPORT OF THINGS	8,550.02	2,438.77	
				23XX-RENT, COMM, UTILITIES	39,000.00	22,525.00	
				24XX-PRINT & REPRO	189,892.00	115,537.27	
				25XX-OTHER SERVICES	193,395.93	51,796.31	
				26XX-SUPPLIES & MATERIALS	3,084,267.88	2,088,350.72	
				31XX-EQUIPMENT	917,174.89	578,813.61	
				<b>1605DR Total</b>			
1606DR	TEXAS	RITA	BANK ONE DBA JPMORGAN CHASE BANK	21XX-TRAVEL OF PEOPLE			
				26XX-SUPPLIES & MATERIALS	862,300.00	248,638.14	
			CITIBANK	21XX-TRAVEL OF PEOPLE	5,488,869.64	5,485,319.64	
				25XX-OTHER SERVICES			
			26XX-SUPPLIES & MATERIALS	112,500.00	85,424.88		

PROG CODE	STATE NAME	EVENT NAME	VENDOR ALPHA	PROGRAM NAME	OBLIGATIONS	EXPENDITURES
			US BANK	21XX-TRAVEL OF PEOPLE	405,000.00	
				22XX-TRANSPORT OF THINGS	30,000.00	3,162.38
				23XX-RENT, COMM, UTILITIES	76,513.22	18,954.74
				24XX-PRINT & REPRO	313,555.00	153,657.05
				25XX-OTHER SERVICES	331,784.27	112,062.99
				26XX-SUPPLIES & MATERIALS	2,029,458.38	833,602.10
				31XX-EQUIPMENT	559,047.02	128,709.79
<b>1606DR Total</b>					<b>10,209,027.53</b>	<b>7,069,531.71</b>
1607DR	LOUISIANA	RITA	BANK ONE DBA JPMORGAN CHASE BANK	26XX-SUPPLIES & MATERIALS	310,524.00	200,518.44
			CITIBANK	21XX-TRAVEL OF PEOPLE	1,001,842.04	1,001,842.04
			US BANK	21XX-TRAVEL OF PEOPLE	40,000.00	20,000.00
				23XX-RENT, COMM, UTILITIES	501,400.00	12,522.00
				24XX-PRINT & REPRO	229,000.00	75,601.71
				25XX-OTHER SERVICES	840,503.16	31,979.24
				26XX-SUPPLIES & MATERIALS	6,986,158.00	2,848,589.58
				31XX-EQUIPMENT	1,743,374.10	68,666.85
				MANUFACTURED HOUSING		
<b>1607DR Total</b>					<b>11,652,801.30</b>	<b>4,259,719.86</b>
1609DR	FLORIDA	WILMA	BANK ONE DBA JPMORGAN CHASE BANK	21XX-TRAVEL OF PEOPLE		
				25XX-OTHER SERVICES	210.00	208.96
				26XX-SUPPLIES & MATERIALS	568,516.81	345,577.22
			CITIBANK	21XX-TRAVEL OF PEOPLE	1,004,233.20	534,097.86
				25XX-OTHER SERVICES	50,000.00	
			US BANK	21XX-TRAVEL OF PEOPLE	56,000.00	2,563.06
				22XX-TRANSPORT OF THINGS		
				23XX-RENT, COMM, UTILITIES	43,174.94	19,383.08
				24XX-PRINT & REPRO	68,683.45	47,586.35
				25XX-OTHER SERVICES	122,893.68	57,727.97
				26XX-SUPPLIES & MATERIALS	875,729.06	571,806.70
				31XX-EQUIPMENT	166,189.61	76,580.94
<b>1609DR Total</b>					<b>2,955,630.75</b>	<b>1,655,532.14</b>
3212EM	LOUISIANA	KATRINA	US BANK	26XX-SUPPLIES & MATERIALS	2,000.00	1,284.11
<b>3212EM Total</b>					<b>2,000.00</b>	<b>1,284.11</b>
3215EM	ARKANSAS	KATRINA	CITIBANK	21XX-TRAVEL OF PEOPLE	1,711.85	1,711.85
			US BANK	21XX-TRAVEL OF PEOPLE	206.40	206.40
				22XX-TRANSPORT OF THINGS	8,750.00	2,420.00
				23XX-RENT, COMM, UTILITIES	6,841.50	3,241.50
				24XX-PRINT & REPRO	2,779.05	2,234.46
				25XX-OTHER SERVICES	2,795.00	1,125.00
				26XX-SUPPLIES & MATERIALS	69,173.50	52,060.48
				31XX-EQUIPMENT	17,279.02	9,741.91
<b>3215EM Total</b>					<b>109,536.32</b>	<b>72,741.60</b>
3216EM	TEXAS	KATRINA	BANK ONE DBA JPMORGAN CHASE BANK	26XX-SUPPLIES & MATERIALS		
			CITIBANK	21XX-TRAVEL OF PEOPLE	15,561.27	15,561.27
			US BANK	22XX-TRANSPORT OF THINGS	10,000.00	1,950.60
				23XX-RENT, COMM, UTILITIES	8,787.50	4,546.11
				24XX-PRINT & REPRO	31,554.44	23,596.04
				25XX-OTHER SERVICES	15,425.96	11,537.29
				26XX-SUPPLIES & MATERIALS	271,829.53	197,038.79
				31XX-EQUIPMENT	113,301.90	90,591.92
<b>3216EM Total</b>					<b>466,460.60</b>	<b>344,822.02</b>
3219EM	OKLAHOMA	KATRINA	US BANK	23XX-RENT, COMM, UTILITIES		
				24XX-PRINT & REPRO	755.65	755.65
				25XX-OTHER SERVICES		
				26XX-SUPPLIES & MATERIALS		
				31XX-EQUIPMENT		
<b>3219EM Total</b>					<b>755.65</b>	<b>755.65</b>
3221EM	WEST VIRGINIA	KATRINA	CITIBANK	21XX-TRAVEL OF PEOPLE	1,331.70	1,331.70
			US BANK	26XX-SUPPLIES & MATERIALS	94.45	94.45
<b>3221EM Total</b>					<b>1,426.15</b>	<b>1,426.15</b>
3223EM	UTAH	KATRINA	CITIBANK	21XX-TRAVEL OF PEOPLE	1,171.40	1,089.25

PROG CODE	STATE NAME	EVENT NAME	VENDOR ALPHA	PROGRAM NAME	OBLIGATIONS	EXPENDITURES
			US BANK	26XX-SUPPLIES & MATERIALS	4,000.00	
<b>3223EM Total</b>					<b>5,171.40</b>	<b>1,089.25</b>
3224EM	COLORADO	KATRINA	US BANK	26XX-SUPPLIES & MATERIALS	4,000.00	1,729.21
<b>3224EM Total</b>					<b>4,000.00</b>	<b>1,729.21</b>
3225EM	MICHIGAN	KATRINA	US BANK	26XX-SUPPLIES & MATERIALS	2,000.00	711.67
<b>3225EM Total</b>					<b>2,000.00</b>	<b>711.67</b>
3227EM	WASHINGTON	KATRINA	US BANK	26XX-SUPPLIES & MATERIALS	112.64	112.64
<b>3227EM Total</b>					<b>112.64</b>	<b>112.64</b>
3229EM	NEW MEXICO	KATRINA	US BANK	23XX-RENT, COMM, UTILITIES		
				24XX-PRINT & REPRO	36.64	36.64
				25XX-OTHER SERVICES		
				26XX-SUPPLIES & MATERIALS	115.74	15.74
				31XX-EQUIPMENT		
<b>3229EM Total</b>					<b>152.38</b>	<b>52.38</b>
3232EM	MISSOURI	KATRINA	US BANK	26XX-SUPPLIES & MATERIALS	5,000.00	4,328.05
<b>3232EM Total</b>					<b>5,000.00</b>	<b>4,328.05</b>
3234EM	SOUTH DAKOTA	KATRINA	CITIBANK	21XX-TRAVEL OF PEOPLE	677.25	
<b>3234EM Total</b>					<b>677.25</b>	
3247EM	NORTH DAKOTA	KATRINA	CITIBANK	21XX-TRAVEL OF PEOPLE	911.85	911.85
<b>3247EM Total</b>					<b>911.85</b>	<b>911.85</b>
3248EM	CALIFORNIA	KATRINA	CITIBANK	21XX-TRAVEL OF PEOPLE	335.68	335.68
<b>3248EM Total</b>					<b>335.68</b>	<b>335.68</b>
3252EM	MASSACHUSETTS	KATRINA	CITIBANK	21XX-TRAVEL OF PEOPLE	3,271.00	3,271.00
<b>3252EM Total</b>					<b>3,271.00</b>	<b>3,271.00</b>
3253EM	MONTANA	KATRINA	CITIBANK	21XX-TRAVEL OF PEOPLE	3,160.92	2,796.55
<b>3253EM Total</b>					<b>3,160.92</b>	<b>2,796.55</b>
3261EM	TEXAS	RITA	BANK ONE DBA JPMORGAN CHASE BANK	26XX-SUPPLIES & MATERIALS	1,500.00	1,500.00
			US BANK	23XX-RENT, COMM, UTILITIES	50,000.00	4,733.42
				24XX-PRINT & REPRO	20,000.00	20,000.00
				25XX-OTHER SERVICES	50,000.00	(3,807.21)
				26XX-SUPPLIES & MATERIALS	135,500.00	22,851.20
				31XX-EQUIPMENT	90,000.00	38,375.82
<b>3261EM Total</b>					<b>347,000.00</b>	<b>83,653.23</b>
<b>Grand Total</b>					<b>142,448,344.34</b>	<b>92,908,711.10</b>

NAME OF CARD	PURPOSE/USES
BANK ONE DBA JPMORGAN CHASE BANK	Fleetcard for fuel, oil, etc for government vehicles
CITIBANK	Centrally billed travel
US BANK	FEMA Purchase card

\* Does not include Individually Billed Travel (IBT) Credit Cards that are issued to FEMA Travelers

## Agencies Reporting Credit Card Costs and Purchases

**September 20, 2006**

DHS AGENCIES	DATE REPORT RECEIVED	OBLIGATIONS	EXPENDITURES
BTS			
CBP			
FLETC	10/31/2005	180,246.86	156,339.74
IAIP			
ICE	9/12/2006	958,125.29	825,375.09
NCS			
OCFO	10/25/2005	7.88	7.88
OSLGCP			
S&T	1/10/2006	100,000.00	0.00
TSA	11/1/2005	0.00	458,317.69
USCG			
USCIS	11/8/2005	0.00	0.00
USSS	11/22/2005	0.00	0.00
<b>TOTAL</b>		<b>\$ 1,238,380.03</b>	<b>\$ 1,440,040.40</b>

Zeros indicate the agency reported that it had no obligations and/or expenditures as of the date indicated. Blanks indicate the agency did not submit a report.

**Other Federal Agencies Reporting Credit Card  
Costs And Purchases  
September 20, 2006**

OTHER FEDERAL AGENCIES	DATE REPORT RECEIVED	OBLIGATIONS	EXPENDITURES
AID	9/12/2006	743.00	743.00
ARC			
CDC			
CNCS			
COE	9/8/2006	2,873,306.90	4,746,949.18
DHUD	9/8/2006	90,168.00	89,643.00
DOC			
DOD			
DOE			
DOED			
DOI	9/11/2006	8,805,229.96	3,198,412.25
DOL	5/8/2006	395,123.52	368,034.75
DOS	12/7/2005	0.00	0.00
DOT			
EEOC	1/17/2006	0.00	14,394.00
EPA	1/16/2006		999,845.66
FAA			
FCC			
FCSIC			
FMSHRC	11/1/2005	0.00	0.00
GSA	9/11/2006	340,244.27	338,408.02
HHS			
MSPB			
NARA	11/8/2005	5,024.36	481.65
NASA			
NCPC			
NCUA			

OTHER FEDERAL AGENCIES	DATE REPORT RECEIVED	OBLIGATIONS	EXPENDITURES
NGA			
NLRB	12/20/2005	0.00	13,863.60
NOAA			
NRC	1/6/2006	0.00	0.00
NSF	11/4/2005	0.00	0.00
OPM			
OSHA	9/1/2006	201,280.11	201,280.11
RRB	11/7/2005	0.00	0.00
SBA	1/4/2006	0.00	0.00
SEC			
SSA			
TREAS			
TVA	11/10/2005		0.00
USDA	5/12/2006	470,124.04	25,306,979.96
USDJ	7/11/2006	0.00	1,131,714.65
USPC			
USPHS	11/14/2005	0.00	0.00
USPS			
VA	2/1/2006	802,971.76	802,971.76
<b>TOTAL</b>		<b>\$13,984,215.92</b>	<b>\$37,213,721.59</b>

Only Other Federal Agencies reporting data or zeros are included in this report. Zeros indicate the agency reported that it had no obligations and/or expenditures as of the date indicated. Blanks indicate the agency did not submit a report.



**FINANCIAL INFORMATION TOOL**  
**FOR HURRICANE KATRINA, RITA, & WILMA DECLARATIONS ONLY**

**AS OF 09-20-2006**

<b>PROGRAM AREA</b>	<b>ALLOCATIONS</b>	<b>OBLIGATIONS</b>	<b>EXPENDITURES</b>
1-HUMAN SERVICES	16,168,968,648	15,073,961,852	13,351,076,325
2-INFRASTRUCTURE	8,778,481,931	8,329,115,389	4,506,889,131
3-MITIGATION	101,743,341	88,215,372	14,761,132
4-OPERATIONS	5,537,066,902	5,524,452,156	1,466,232,650
5-ADMINISTRATION	7,498,666,044	7,017,715,947	3,814,249,289
<b>Grand Total</b>	<b>38,084,926,866</b>	<b>36,033,460,717</b>	<b>23,153,208,527</b>

**FINANCIAL INFORMATION TOOL**  
**FOR HURRICANE KATRINA, RITA, & WILMA DECLARATIONS ONLY**

**AS OF 09-20-2006**

PROGRAM AREA	PROGRAM NAME	ALLOCATIONS	OBLIGATIONS	EXPENDITURES
1-HUMAN SERVICES	2503-UNEMPLOYMENT	452,677,112	437,778,945	437,778,945
	2504-CRISIS COUNSELING-NIMH	82,633,436	44,126,545	43,005,155
	2576-LEGAL SERVICES	353,073	270,610	132,267
	2592-INSPECTIONS	389,427,084	388,563,979	236,814,293
	4149-OTHER NEEDS ASSISTANCE	2,146,589,814	2,122,267,620	2,049,797,127
	414X-HOUSING ASSISTANCE	5,199,912,289	5,190,642,335	5,163,491,797
	4152-CRISIS COUNSELING-SCC	44,331,113	44,132,897	26,020,272
	4154-OTHER NEEDS ASSISTANCE	72,880,000	71,880,000	70,537,375
	IMMEDIATE NEEDS ASSISTANCE		10,000	
	MANUFACTURED HOUSING	7,780,164,725	6,774,288,920	5,323,499,095
<b>1-HUMAN SERVICES Total</b>		<b>16,168,968,648</b>	<b>15,073,961,852</b>	<b>13,351,076,325</b>
2-INFRASTRUCTURE	2594-INSPECTIONS	792,247,735	476,366,145	350,859,759
	416X-PUBLIC ASSISTANCE	7,986,234,196	7,852,749,245	4,156,029,371
<b>2-INFRASTRUCTURE Total</b>		<b>8,778,481,931</b>	<b>8,329,115,389</b>	<b>4,506,889,131</b>
3-MITIGATION	2593-INSPECTIONS	50,047,170	36,519,201	13,195,524
	4173-HAZARD MITIGATION	51,696,171	51,696,171	1,565,608
<b>3-MITIGATION Total</b>		<b>101,743,341</b>	<b>88,215,372</b>	<b>14,761,132</b>
4-OPERATIONS	2507-MISSIONS-TA	27,580,866	26,137,256	4,367,906
	2508-MISSIONS-DFA	5,509,486,036	5,498,314,900	1,461,864,744
<b>4-OPERATIONS Total</b>		<b>5,537,066,902</b>	<b>5,524,452,156</b>	<b>1,466,232,650</b>
5-ADMINISTRATION	11XX-SALARIES & BENEFITS	508,874,801	493,420,338	493,420,338
	21XX-TRAVEL	271,472,148	265,647,817	252,217,648
	22XX-TRANSPORTION	64,660,775	55,940,544	42,200,102
	23XX-RENT, COMM, UTILITIES	337,858,404	309,911,274	237,416,395
	24XX-PRINT & REPRO	7,421,108	6,310,025	2,823,597
	2501-MISSIONS-FOS	2,717,434,146	2,705,359,340	751,260,985
	25XX-OTHER SERVICES	2,554,752,281	2,204,735,760	1,347,668,632
	26XX-SUPPLIES & MATERIALS	688,179,254	650,755,745	449,490,381
	31XX-EQUIPMENT	231,691,739	212,410,544	186,997,124
	32XX-LAND & STRUCTURES	12,509,691	9,785,070	9,100,442
4101-URBAN SEARCH & RESCUE	103,811,696	103,439,490	41,653,646	
<b>5-ADMINISTRATION Total</b>		<b>7,498,666,044</b>	<b>7,017,715,947</b>	<b>3,814,249,289</b>
<b>Grand Total</b>		<b>38,084,926,866</b>	<b>36,033,460,717</b>	<b>23,153,208,527</b>

**FINANCIAL INFORMATION TOOL**  
**FOR HURRICANE KATRINA, RITA, & WILMA DECLARATIONS ONLY**

**AS OF 09-20-2006**

PROG CODE	STATE NAME	EVENT NAME	DECLARED	ALLOCATIONS	OBLIGATIONS	EXPENDITURES
1602DR	FLORIDA	KATRINA	8/28/2005	195,684,043	191,009,740	137,322,029
1603DR	LOUISIANA	KATRINA	8/29/2005	19,933,319,993	18,954,887,418	12,567,819,657
1604DR	MISSISSIPPI	KATRINA	8/29/2005	9,719,164,326	8,904,665,117	5,095,676,040
1605DR	ALABAMA	KATRINA	8/29/2005	1,161,203,551	1,128,275,329	845,595,045
1606DR	TEXAS	RITA	9/24/2005	2,083,491,627	2,017,101,643	1,470,974,843
1607DR	LOUISIANA	RITA	9/24/2005	1,787,158,511	1,743,045,313	1,051,212,558
1609DR	FLORIDA	WILMA	10/24/2005	2,237,492,612	2,155,598,109	1,299,922,353
3212EM	LOUISIANA	KATRINA	8/27/2005	8,508,058	8,508,058	763,194
3213EM	MISSISSIPPI	KATRINA	8/28/2005	2,639,985	2,639,985	167,302
3214EM	ALABAMA	KATRINA	8/28/2005	84,454	84,454	52,976
3215EM	ARKANSAS	KATRINA	9/2/2005	54,220,925	54,184,453	48,303,720
3216EM	TEXAS	KATRINA	9/2/2005	606,041,102	603,928,447	502,113,565
3217EM	TENNESSEE	KATRINA	9/5/2005	33,338,149	33,338,148	30,707,600
3218EM	GEORGIA	KATRINA	9/5/2005	20,952,767	17,084,640	10,026,017
3219EM	OKLAHOMA	KATRINA	9/5/2005	14,427,223	12,648,715	12,011,922
3220EM	FLORIDA	KATRINA	9/5/2005	9,202,272	7,848,091	2,274,456
3221EM	WEST VIRGINIA	KATRINA	9/5/2005	906,811	886,148	869,821
3222EM	NORTH CAROLINA	KATRINA	9/5/2005	2,002,261	1,993,171	1,563,748
3223EM	UTAH	KATRINA	9/5/2005	2,010,073	1,992,296	1,467,987
3224EM	COLORADO	KATRINA	9/5/2005	14,411,310	14,192,099	14,146,437
3225EM	MICHIGAN	KATRINA	9/7/2005	2,523,594	2,266,970	2,048,737
3226EM	DISTRICT OF COLUMBIA	KATRINA	9/7/2005	1,939,371	1,890,551	482,724
3227EM	WASHINGTON	KATRINA	9/7/2005	3,564,225	3,533,335	1,013,704
3228EM	OREGON	KATRINA	9/7/2005	2,152,830	2,144,866	629,685
3229EM	NEW MEXICO	KATRINA	9/7/2005	2,246,335	1,696,640	498,826
3230EM	ILLINOIS	KATRINA	9/7/2005	2,704,396	2,568,370	2,301,357
3231EM	KENTUCKY	KATRINA	9/10/2005	4,309,961	4,139,533	1,675,181
3232EM	MISSOURI	KATRINA	9/10/2005	2,670,895	2,596,765	1,143,302
3233EM	SOUTH CAROLINA	KATRINA	9/10/2005	3,657,004	3,637,006	3,508,102
3234EM	SOUTH DAKOTA	KATRINA	9/10/2005	294,732	274,117	221,684
3235EM	PENNSYLVANIA	KATRINA	9/10/2005	3,414,775	3,405,206	2,354,012
3236EM	KANSAS	KATRINA	9/10/2005	163,551	163,419	154,284
3237EM	ALABAMA	KATRINA	9/10/2005	4,000,000	3,840,416	2,812,154
3238EM	INDIANA	KATRINA	9/10/2005	4,150,856	3,932,398	49,904
3239EM	IOWA	KATRINA	9/10/2005	261,278	228,257	221,289

PROG CODE	STATE NAME	EVENT NAME	DECLARED	ALLOCATIONS	OBLIGATIONS	EXPENDITURES
3240EM	VIRGINIA	KATRINA	9/12/2005	724,010	565,768	535,202
3241EM	ARIZONA	KATRINA	9/12/2005	7,549,848	7,558,177	5,548,489
3242EM	MINNESOTA	KATRINA	9/13/2005	15,024,450	2,875,484	1,893,902
3243EM	NEVADA	KATRINA	9/13/2005	1,317,219	1,015,341	836,472
3244EM	IDAHO	KATRINA	9/13/2005	679,077	654,239	153,195
3245EM	NEBRASKA	KATRINA	9/13/2005	211,402	211,402	135,248
3246EM	CONNECTICUT	KATRINA	9/13/2005	1,043,301	721,642	23,725
3247EM	NORTH DAKOTA	KATRINA	9/13/2005	65,732	51,069	25,726
3248EM	CALIFORNIA	KATRINA	9/13/2005	903,320	703,970	692,861
3249EM	WISCONSIN	KATRINA	9/13/2005	3,525,965	922,475	875,972
3250EM	OHIO	KATRINA	9/13/2005	2,543,530	2,499,922	1,892,189
3251EM	MARYLAND	KATRINA	9/13/2005	1,743,876	1,649,442	1,437,755
3252EM	MASSACHUSETTS	KATRINA	9/13/2005	6,366,246	6,315,890	5,972,672
3253EM	MONTANA	KATRINA	9/13/2005	442,856	433,289	152,464
3255EM	RHODE ISLAND	KATRINA	9/19/2005	1,524,708	1,155,679	945,557
3256EM	MAINE	KATRINA	9/19/2005	106,000	57,276	51,570
3257EM	NEW JERSEY	KATRINA	9/19/2005	201,343	181,512	177,538
3258EM	NEW HAMPSHIRE	KATRINA	9/19/2005	106,000	15,887	10,513
3259EM	FLORIDA	RITA	9/20/2005	10,390,801	10,225,700	5,285,951
3260EM	LOUISIANA	RITA	9/21/2005	275,000	275,000	
3261EM	TEXAS	RITA	9/21/2005	103,104,171	103,087,091	12,550,560
3262EM	NEW YORK	KATRINA	9/30/2005	2,613,314	1,954,514	1,808,888
3263EM	DELAWARE	KATRINA	9/30/2005	150,841	100,729	95,862
<b>Grand Total</b>				<b>38,084,926,866</b>	<b>36,033,460,717</b>	<b>23,153,208,527</b>

**FINANCIAL INFORMATION TOOL**  
**FOR HURRICANE KATRINA, RITA, & WILMA DECLARATIONS ONLY**  
**AS OF 09-20-2006**

EVENT NAME	STATE NAME	PROG CODE	DECLARED	ALLOCATIONS	OBLIGATIONS	EXPENDITURES
KATRINA	ALABAMA	1605DR	8/29/2005	1,161,203,551	1,128,275,329	845,595,045
		3214EM	8/28/2005	84,454	84,454	52,976
		3237EM	9/10/2005	4,000,000	3,840,416	2,812,154
	ARIZONA	3241EM	9/12/2005	7,549,848	7,558,177	5,548,489
	ARKANSAS	3215EM	9/2/2005	54,220,925	54,184,453	48,303,720
	CALIFORNIA	3248EM	9/13/2005	903,320	703,970	692,861
	COLORADO	3224EM	9/5/2005	14,411,310	14,192,099	14,146,437
	CONNECTICUT	3246EM	9/13/2005	1,043,301	721,642	23,725
	DELAWARE	3263EM	9/30/2005	150,841	100,729	95,862
	DISTRICT OF COLUMBIA	3226EM	9/7/2005	1,939,371	1,890,551	482,724
	FLORIDA	1602DR	8/28/2005	195,684,043	191,009,740	137,322,029
		3220EM	9/5/2005	9,202,272	7,848,091	2,274,456
	GEORGIA	3218EM	9/5/2005	20,952,767	17,084,640	10,026,017
	IDAHO	3244EM	9/13/2005	679,077	654,239	153,195
	ILLINOIS	3230EM	9/7/2005	2,704,396	2,568,370	2,301,357
	INDIANA	3238EM	9/10/2005	4,150,856	3,932,398	49,904
	IOWA	3239EM	9/10/2005	261,278	228,257	221,289
	KANSAS	3236EM	9/10/2005	163,551	163,419	154,284
	KENTUCKY	3231EM	9/10/2005	4,309,961	4,139,533	1,675,181
	LOUISIANA	1603DR	8/29/2005	19,933,319,993	18,954,887,418	12,567,819,657
		3212EM	8/27/2005	8,508,058	8,508,058	763,194
	MAINE	3256EM	9/19/2005	106,000	57,276	51,570
	MARYLAND	3251EM	9/13/2005	1,743,876	1,649,442	1,437,755
	MASSACHUSETTS	3252EM	9/13/2005	6,366,246	6,315,890	5,972,672
	MICHIGAN	3225EM	9/7/2005	2,523,594	2,266,970	2,048,737
	MINNESOTA	3242EM	9/13/2005	15,024,450	2,875,484	1,893,902
	MISSISSIPPI	1604DR	8/29/2005	9,719,164,326	8,904,665,117	5,095,676,040
		3213EM	8/28/2005	2,639,985	2,639,985	167,302
	MISSOURI	3232EM	9/10/2005	2,670,895	2,596,765	1,143,302
	MONTANA	3253EM	9/13/2005	442,856	433,289	152,464
	NEBRASKA	3245EM	9/13/2005	211,402	211,402	135,248
	NEVADA	3243EM	9/13/2005	1,317,219	1,015,341	836,472
	NEW HAMPSHIRE	3258EM	9/19/2005	106,000	15,887	10,513
	NEW JERSEY	3257EM	9/19/2005	201,343	181,512	177,538
	NEW MEXICO	3229EM	9/7/2005	2,246,335	1,696,640	498,826
	NEW YORK	3262EM	9/30/2005	2,613,314	1,954,514	1,808,888
	NORTH CAROLINA	3222EM	9/5/2005	2,002,261	1,993,171	1,563,748
	NORTH DAKOTA	3247EM	9/13/2005	65,732	51,069	25,726
	OHIO	3250EM	9/13/2005	2,543,530	2,499,922	1,892,189
	OKLAHOMA	3219EM	9/5/2005	14,427,223	12,648,715	12,011,922
	OREGON	3228EM	9/7/2005	2,152,830	2,144,866	629,685
	PENNSYLVANIA	3235EM	9/10/2005	3,414,775	3,405,206	2,354,012

EVENT NAME	STATE NAME	PROG CODE	DECLARED	ALLOCATIONS	OBLIGATIONS	EXPENDITURES
	RHODE ISLAND	3255EM	9/19/2005	1,524,708	1,155,679	945,557
	SOUTH CAROLINA	3233EM	9/10/2005	3,657,004	3,637,006	3,508,102
	SOUTH DAKOTA	3234EM	9/10/2005	294,732	274,117	221,684
	TENNESSEE	3217EM	9/5/2005	33,338,149	33,338,148	30,707,600
	TEXAS	3216EM	9/2/2005	606,041,102	603,928,447	502,113,565
	UTAH	3223EM	9/5/2005	2,010,073	1,992,296	1,467,987
	VIRGINIA	3240EM	9/12/2005	724,010	565,768	535,202
	WASHINGTON	3227EM	9/7/2005	3,564,225	3,533,335	1,013,704
	WEST VIRGINIA	3221EM	9/5/2005	906,811	886,148	869,821
	WISCONSIN	3249EM	9/13/2005	3,525,965	922,475	875,972
<b>KATRINA Total</b>				<b>31,863,014,144</b>	<b>30,004,127,861</b>	<b>19,313,262,261</b>
RITA	FLORIDA	3259EM	9/20/2005	10,390,801	10,225,700	5,285,951
	LOUISIANA	1607DR	9/24/2005	1,787,158,511	1,743,045,313	1,051,212,558
		3260EM	9/21/2005	275,000	275,000	
	TEXAS	1606DR	9/24/2005	2,083,491,627	2,017,101,643	1,470,974,843
		3261EM	9/21/2005	103,104,171	103,087,091	12,550,560
<b>RITA Total</b>				<b>3,984,420,110</b>	<b>3,873,734,747</b>	<b>2,540,023,913</b>
WILMA	FLORIDA	1609DR	10/24/2005	2,237,492,612	2,155,598,109	1,299,922,353
<b>WILMA Total</b>				<b>2,237,492,612</b>	<b>2,155,598,109</b>	<b>1,299,922,353</b>
<b>Grand Total</b>				<b>38,084,926,866</b>	<b>36,033,460,717</b>	<b>23,153,208,527</b>

**FINANCIAL INFORMATION TOOL**  
**FOR HURRICANE KATRINA, RITA, & WILMA DECLARATIONS ONLY**

**AS OF 09-20-2006**

STATE NAME	EVENT NAME	PROG CODE	DECLARED	ALLOCATIONS	OBLIGATIONS	EXPENDITURES
ALABAMA	KATRINA	1605DR	8/29/2005	1,161,203,551	1,128,275,329	845,595,045
		3214EM	8/28/2005	84,454	84,454	52,976
		3237EM	9/10/2005	4,000,000	3,840,416	2,812,154
<b>ALABAMA Total</b>				<b>1,165,288,005</b>	<b>1,132,200,199</b>	<b>848,460,175</b>
ARIZONA	KATRINA	3241EM	9/12/2005	7,549,848	7,558,177	5,548,489
<b>ARIZONA Total</b>				<b>7,549,848</b>	<b>7,558,177</b>	<b>5,548,489</b>
ARKANSAS	KATRINA	3215EM	9/2/2005	54,220,925	54,184,453	48,303,720
<b>ARKANSAS Total</b>				<b>54,220,925</b>	<b>54,184,453</b>	<b>48,303,720</b>
CALIFORNIA	KATRINA	3248EM	9/13/2005	903,320	703,970	692,861
<b>CALIFORNIA Total</b>				<b>903,320</b>	<b>703,970</b>	<b>692,861</b>
COLORADO	KATRINA	3224EM	9/5/2005	14,411,310	14,192,099	14,146,437
<b>COLORADO Total</b>				<b>14,411,310</b>	<b>14,192,099</b>	<b>14,146,437</b>
CONNECTICUT	KATRINA	3246EM	9/13/2005	1,043,301	721,642	23,725
<b>CONNECTICUT Total</b>				<b>1,043,301</b>	<b>721,642</b>	<b>23,725</b>
DELAWARE	KATRINA	3263EM	9/30/2005	150,841	100,729	95,862
<b>DELAWARE Total</b>				<b>150,841</b>	<b>100,729</b>	<b>95,862</b>
DISTRICT OF COLUMBIA	KATRINA	3226EM	9/7/2005	1,939,371	1,890,551	482,724
<b>DISTRICT OF COLUMBIA Total</b>				<b>1,939,371</b>	<b>1,890,551</b>	<b>482,724</b>
FLORIDA	KATRINA	1602DR	8/28/2005	195,684,043	191,009,740	137,322,029
		3220EM	9/5/2005	9,202,272	7,848,091	2,274,456
	RITA	3259EM	9/20/2005	10,390,801	10,225,700	5,285,951
	WILMA	1609DR	10/24/2005	2,237,492,612	2,155,598,109	1,299,922,353
<b>FLORIDA Total</b>				<b>2,452,769,727</b>	<b>2,364,681,641</b>	<b>1,444,804,789</b>
GEORGIA	KATRINA	3218EM	9/5/2005	20,952,767	17,084,640	10,026,017
<b>GEORGIA Total</b>				<b>20,952,767</b>	<b>17,084,640</b>	<b>10,026,017</b>
IDAHO	KATRINA	3244EM	9/13/2005	679,077	654,239	153,195
<b>IDAHO Total</b>				<b>679,077</b>	<b>654,239</b>	<b>153,195</b>
ILLINOIS	KATRINA	3230EM	9/7/2005	2,704,396	2,568,370	2,301,357
<b>ILLINOIS Total</b>				<b>2,704,396</b>	<b>2,568,370</b>	<b>2,301,357</b>
INDIANA	KATRINA	3238EM	9/10/2005	4,150,856	3,932,398	49,904
<b>INDIANA Total</b>				<b>4,150,856</b>	<b>3,932,398</b>	<b>49,904</b>
IOWA	KATRINA	3239EM	9/10/2005	261,278	228,257	221,289
<b>IOWA Total</b>				<b>261,278</b>	<b>228,257</b>	<b>221,289</b>
KANSAS	KATRINA	3236EM	9/10/2005	163,551	163,419	154,284
<b>KANSAS Total</b>				<b>163,551</b>	<b>163,419</b>	<b>154,284</b>
KENTUCKY	KATRINA	3231EM	9/10/2005	4,309,961	4,139,533	1,675,181
<b>KENTUCKY Total</b>				<b>4,309,961</b>	<b>4,139,533</b>	<b>1,675,181</b>
LOUISIANA	KATRINA	1603DR	8/29/2005	19,933,319,993	18,954,887,418	12,567,819,657
		3212EM	8/27/2005	8,508,058	8,508,058	763,194
	RITA	1607DR	9/24/2005	1,787,158,511	1,743,045,313	1,051,212,558
	3260EM	9/21/2005	275,000	275,000		

STATE NAME	EVENT NAME	PROG CODE	DECLARED	ALLOCATIONS	OBLIGATIONS	EXPENDITURES
<b>LOUISIANA Total</b>				<b>21,729,261,562</b>	<b>20,706,715,790</b>	<b>13,619,795,410</b>
MAINE	KATRINA	3256EM	9/19/2005	106,000	57,276	51,570
<b>MAINE Total</b>				<b>106,000</b>	<b>57,276</b>	<b>51,570</b>
MARYLAND	KATRINA	3251EM	9/13/2005	1,743,876	1,649,442	1,437,755
<b>MARYLAND Total</b>				<b>1,743,876</b>	<b>1,649,442</b>	<b>1,437,755</b>
MASSACHUSETTS	KATRINA	3252EM	9/13/2005	6,366,246	6,315,890	5,972,672
<b>MASSACHUSETTS Total</b>				<b>6,366,246</b>	<b>6,315,890</b>	<b>5,972,672</b>
MICHIGAN	KATRINA	3225EM	9/7/2005	2,523,594	2,266,970	2,048,737
<b>MICHIGAN Total</b>				<b>2,523,594</b>	<b>2,266,970</b>	<b>2,048,737</b>
MINNESOTA	KATRINA	3242EM	9/13/2005	15,024,450	2,875,484	1,893,902
<b>MINNESOTA Total</b>				<b>15,024,450</b>	<b>2,875,484</b>	<b>1,893,902</b>
MISSISSIPPI	KATRINA	1604DR	8/29/2005	9,719,164,326	8,904,665,117	5,095,676,040
		3213EM	8/28/2005	2,639,985	2,639,985	167,302
<b>MISSISSIPPI Total</b>				<b>9,721,804,311</b>	<b>8,907,305,101</b>	<b>5,095,843,342</b>
MISSOURI	KATRINA	3232EM	9/10/2005	2,670,895	2,596,765	1,143,302
<b>MISSOURI Total</b>				<b>2,670,895</b>	<b>2,596,765</b>	<b>1,143,302</b>
MONTANA	KATRINA	3253EM	9/13/2005	442,856	433,289	152,464
<b>MONTANA Total</b>				<b>442,856</b>	<b>433,289</b>	<b>152,464</b>
NEBRASKA	KATRINA	3245EM	9/13/2005	211,402	211,402	135,248
<b>NEBRASKA Total</b>				<b>211,402</b>	<b>211,402</b>	<b>135,248</b>
NEVADA	KATRINA	3243EM	9/13/2005	1,317,219	1,015,341	836,472
<b>NEVADA Total</b>				<b>1,317,219</b>	<b>1,015,341</b>	<b>836,472</b>
NEW HAMPSHIRE	KATRINA	3258EM	9/19/2005	106,000	15,887	10,513
<b>NEW HAMPSHIRE Total</b>				<b>106,000</b>	<b>15,887</b>	<b>10,513</b>
NEW JERSEY	KATRINA	3257EM	9/19/2005	201,343	181,512	177,538
<b>NEW JERSEY Total</b>				<b>201,343</b>	<b>181,512</b>	<b>177,538</b>
NEW MEXICO	KATRINA	3229EM	9/7/2005	2,246,335	1,696,640	498,826
<b>NEW MEXICO Total</b>				<b>2,246,335</b>	<b>1,696,640</b>	<b>498,826</b>
NEW YORK	KATRINA	3262EM	9/30/2005	2,613,314	1,954,514	1,808,888
<b>NEW YORK Total</b>				<b>2,613,314</b>	<b>1,954,514</b>	<b>1,808,888</b>
NORTH CAROLINA	KATRINA	3222EM	9/5/2005	2,002,261	1,993,171	1,563,748
<b>NORTH CAROLINA Total</b>				<b>2,002,261</b>	<b>1,993,171</b>	<b>1,563,748</b>
NORTH DAKOTA	KATRINA	3247EM	9/13/2005	65,732	51,069	25,726
<b>NORTH DAKOTA Total</b>				<b>65,732</b>	<b>51,069</b>	<b>25,726</b>
OHIO	KATRINA	3250EM	9/13/2005	2,543,530	2,499,922	1,892,189
<b>OHIO Total</b>				<b>2,543,530</b>	<b>2,499,922</b>	<b>1,892,189</b>
OKLAHOMA	KATRINA	3219EM	9/5/2005	14,427,223	12,648,715	12,011,922
<b>OKLAHOMA Total</b>				<b>14,427,223</b>	<b>12,648,715</b>	<b>12,011,922</b>
OREGON	KATRINA	3228EM	9/7/2005	2,152,830	2,144,866	629,685
<b>OREGON Total</b>				<b>2,152,830</b>	<b>2,144,866</b>	<b>629,685</b>
PENNSYLVANIA	KATRINA	3235EM	9/10/2005	3,414,775	3,405,206	2,354,012
<b>PENNSYLVANIA Total</b>				<b>3,414,775</b>	<b>3,405,206</b>	<b>2,354,012</b>
RHODE ISLAND	KATRINA	3255EM	9/19/2005	1,524,708	1,155,679	945,557
<b>RHODE ISLAND Total</b>				<b>1,524,708</b>	<b>1,155,679</b>	<b>945,557</b>
SOUTH CAROLINA	KATRINA	3233EM	9/10/2005	3,657,004	3,637,006	3,508,102
<b>SOUTH CAROLINA Total</b>				<b>3,657,004</b>	<b>3,637,006</b>	<b>3,508,102</b>
SOUTH DAKOTA	KATRINA	3234EM	9/10/2005	294,732	274,117	221,684



STATE NAME	EVENT NAME	PROG CODE	DECLARED	ALLOCATIONS	OBLIGATIONS	EXPENDITURES
<b>SOUTH DAKOTA Total</b>				<b>294,732</b>	<b>274,117</b>	<b>221,684</b>
TENNESSEE	KATRINA	3217EM	9/5/2005	33,338,149	33,338,148	30,707,600
<b>TENNESSEE Total</b>				<b>33,338,149</b>	<b>33,338,148</b>	<b>30,707,600</b>
TEXAS	KATRINA	3216EM	9/2/2005	606,041,102	603,928,447	502,113,565
	RITA	1606DR	9/24/2005	2,083,491,627	2,017,101,643	1,470,974,843
		3261EM	9/21/2005	103,104,171	103,087,091	12,550,560
<b>TEXAS Total</b>				<b>2,792,636,900</b>	<b>2,724,117,180</b>	<b>1,985,638,968</b>
UTAH	KATRINA	3223EM	9/5/2005	2,010,073	1,992,296	1,467,987
<b>UTAH Total</b>				<b>2,010,073</b>	<b>1,992,296</b>	<b>1,467,987</b>
VIRGINIA	KATRINA	3240EM	9/12/2005	724,010	565,768	535,202
<b>VIRGINIA Total</b>				<b>724,010</b>	<b>565,768</b>	<b>535,202</b>
WASHINGTON	KATRINA	3227EM	9/7/2005	3,564,225	3,533,335	1,013,704
<b>WASHINGTON Total</b>				<b>3,564,225</b>	<b>3,533,335</b>	<b>1,013,704</b>
WEST VIRGINIA	KATRINA	3221EM	9/5/2005	906,811	886,148	869,821
<b>WEST VIRGINIA Total</b>				<b>906,811</b>	<b>886,148</b>	<b>869,821</b>
WISCONSIN	KATRINA	3249EM	9/13/2005	3,525,965	922,475	875,972
<b>WISCONSIN Total</b>				<b>3,525,965</b>	<b>922,475</b>	<b>875,972</b>
<b>Grand Total</b>				<b>38,084,926,866</b>	<b>36,033,460,717</b>	<b>23,153,208,527</b>

**FINANCIAL INFORMATION TOOL**  
**FOR HURRICANE KATRINA, RITA, & WILMA DECLARATIONS ONLY**

**AS OF 09-20-2006**

PROG CODE	STATE NAME	EVENT NAME	DECLARED	PROGRAM AREA	ALLOCATIONS	OBLIGATIONS	EXPENDITURES
1602DR	FLORIDA	KATRINA	8/28/2005	2-INFRASTRUCTURE	163,558,474	163,585,950	124,124,552
				4-OPERATIONS	10,000	10,000	
				5-ADMINISTRATION	32,115,569	27,413,790	13,197,477
<b>1602DR Total</b>					<b>195,684,043</b>	<b>191,009,740</b>	<b>137,322,029</b>
1603DR	LOUISIANA	KATRINA	8/29/2005	1-HUMAN SERVICES	10,143,854,721	9,635,183,145	8,512,894,823
				2-INFRASTRUCTURE	3,790,122,197	3,624,090,523	1,609,605,573
				3-MITIGATION	17,702,216	11,306,217	4,963,512
				4-OPERATIONS	2,925,025,833	2,924,524,398	809,384,001
				5-ADMINISTRATION	3,056,615,025	2,759,783,135	1,630,971,749
<b>1603DR Total</b>					<b>19,933,319,993</b>	<b>18,954,887,418</b>	<b>12,567,819,657</b>
1604DR	MISSISSIPPI	KATRINA	8/29/2005	1-HUMAN SERVICES	3,445,656,813	2,950,491,290	2,555,899,034
				2-INFRASTRUCTURE	2,046,141,559	1,805,090,373	862,957,713
				3-MITIGATION	28,871,052	26,056,214	4,789,688
				4-OPERATIONS	1,494,662,910	1,494,219,909	248,218,970
				5-ADMINISTRATION	2,703,831,992	2,628,807,331	1,423,810,635
<b>1604DR Total</b>					<b>9,719,164,326</b>	<b>8,904,665,117</b>	<b>5,095,676,040</b>
1605DR	ALABAMA	KATRINA	8/29/2005	1-HUMAN SERVICES	662,588,274	647,258,124	581,563,268
				2-INFRASTRUCTURE	100,598,362	99,193,265	75,220,658
				3-MITIGATION	9,357,861	9,249,131	1,370,632
				4-OPERATIONS	181,450,000	171,450,000	57,722,186
				5-ADMINISTRATION	207,209,054	201,124,809	129,718,301
<b>1605DR Total</b>					<b>1,161,203,551</b>	<b>1,128,275,329</b>	<b>845,595,045</b>
1606DR	TEXAS	RITA	9/24/2005	1-HUMAN SERVICES	843,897,197	809,501,964	737,883,153
				2-INFRASTRUCTURE	377,980,900	376,819,337	270,539,800
				3-MITIGATION	39,533,685	35,630,694	913,430
				4-OPERATIONS	238,831,800	237,501,600	174,366,395
				5-ADMINISTRATION	583,248,046	557,648,048	287,272,065
<b>1606DR Total</b>					<b>2,083,491,627</b>	<b>2,017,101,643</b>	<b>1,470,974,843</b>
1607DR	LOUISIANA	RITA	9/24/2005	1-HUMAN SERVICES	572,554,286	570,246,049	548,345,876
				2-INFRASTRUCTURE	365,234,097	362,654,536	183,308,089
				3-MITIGATION	5,278,527	5,018,487	2,282,939
				4-OPERATIONS	418,136,000	417,886,000	133,657,832
				5-ADMINISTRATION	425,955,601	387,240,241	183,617,821
<b>1607DR Total</b>					<b>1,787,158,511</b>	<b>1,743,045,313</b>	<b>1,051,212,558</b>
1609DR	FLORIDA	WILMA	10/24/2005	1-HUMAN SERVICES	500,417,356	461,281,279	414,490,171
				2-INFRASTRUCTURE	1,147,791,806	1,137,857,224	724,987,576
				3-MITIGATION	1,000,000	954,629	440,933
				4-OPERATIONS	234,028,494	233,938,384	41,337,031
				5-ADMINISTRATION	354,254,956	321,566,593	118,666,643
<b>1609DR Total</b>					<b>2,237,492,612</b>	<b>2,155,598,109</b>	<b>1,299,922,353</b>
3212EM	LOUISIANA	KATRINA	8/27/2005	2-INFRASTRUCTURE			
				4-OPERATIONS	1,500,000	1,500,000	2,096
				5-ADMINISTRATION	7,008,058	7,008,058	761,098
<b>3212EM Total</b>					<b>8,508,058</b>	<b>8,508,058</b>	<b>763,194</b>
3213EM	MISSISSIPPI	KATRINA	8/28/2005	2-INFRASTRUCTURE			
				4-OPERATIONS			
				5-ADMINISTRATION	2,639,985	2,639,985	167,302
<b>3213EM Total</b>					<b>2,639,985</b>	<b>2,639,985</b>	<b>167,302</b>

PROG CODE	STATE NAME	EVENT NAME	DECLARED	PROGRAM AREA	ALLOCATIONS	OBLIGATIONS	EXPENDITURES
3214EM	ALABAMA	KATRINA	8/28/2005	2-INFRASTRUCTURE 4-OPERATIONS 5-ADMINISTRATION			
					84,454	84,454	52,976
<b>3214EM Total</b>					<b>84,454</b>	<b>84,454</b>	<b>52,976</b>
3215EM	ARKANSAS	KATRINA	9/2/2005	2-INFRASTRUCTURE 4-OPERATIONS 5-ADMINISTRATION	46,325,491	46,325,886	44,636,896
					3,500,000	3,500,000	
					4,395,434	4,358,567	3,666,824
<b>3215EM Total</b>					<b>54,220,925</b>	<b>54,184,453</b>	<b>48,303,720</b>
3216EM	TEXAS	KATRINA	9/2/2005	2-INFRASTRUCTURE 4-OPERATIONS 5-ADMINISTRATION	553,200,699	551,436,252	490,772,779
					33,806,865	33,806,865	1,544,137
					19,033,538	18,685,330	9,796,649
<b>3216EM Total</b>					<b>606,041,102</b>	<b>603,928,447</b>	<b>502,113,565</b>
3217EM	TENNESSEE	KATRINA	9/5/2005	2-INFRASTRUCTURE 4-OPERATIONS 5-ADMINISTRATION	33,249,786	33,249,785	30,626,237
					5,000	5,000	
					83,363	83,363	81,363
<b>3217EM Total</b>					<b>33,338,149</b>	<b>33,338,148</b>	<b>30,707,600</b>
3218EM	GEORGIA	KATRINA	9/5/2005	2-INFRASTRUCTURE 5-ADMINISTRATION	20,900,000	17,031,873	10,025,250
					52,767	52,767	767
<b>3218EM Total</b>					<b>20,952,767</b>	<b>17,084,640</b>	<b>10,026,017</b>
3219EM	OKLAHOMA	KATRINA	9/5/2005	2-INFRASTRUCTURE 5-ADMINISTRATION	14,250,313	12,486,777	11,862,588
					176,910	161,938	149,334
<b>3219EM Total</b>					<b>14,427,223</b>	<b>12,648,715</b>	<b>12,011,922</b>
3220EM	FLORIDA	KATRINA	9/5/2005	2-INFRASTRUCTURE 5-ADMINISTRATION	9,200,000	7,845,819	2,272,184
					2,272	2,272	
<b>3220EM Total</b>					<b>9,202,272</b>	<b>7,848,091</b>	<b>2,274,456</b>
3221EM	WEST VIRGINIA	KATRINA	9/5/2005	2-INFRASTRUCTURE 5-ADMINISTRATION	783,000	782,658	766,331
					123,811	103,490	103,490
<b>3221EM Total</b>					<b>906,811</b>	<b>886,148</b>	<b>869,821</b>
3222EM	NORTH CAROLINA	KATRINA	9/5/2005	2-INFRASTRUCTURE 5-ADMINISTRATION	2,000,000	1,990,910	1,563,487
					2,261	2,261	261
<b>3222EM Total</b>					<b>2,002,261</b>	<b>1,993,171</b>	<b>1,563,748</b>
3223EM	UTAH	KATRINA	9/5/2005	2-INFRASTRUCTURE 4-OPERATIONS 5-ADMINISTRATION	1,928,275	1,927,275	1,413,402
					81,798	65,022	54,585
<b>3223EM Total</b>					<b>2,010,073</b>	<b>1,992,296</b>	<b>1,467,987</b>
3224EM	COLORADO	KATRINA	9/5/2005	2-INFRASTRUCTURE 4-OPERATIONS 5-ADMINISTRATION	13,597,030	13,534,963	13,500,827
					814,280	657,136	645,610
<b>3224EM Total</b>					<b>14,411,310</b>	<b>14,192,099</b>	<b>14,146,437</b>
3225EM	MICHIGAN	KATRINA	9/7/2005	2-INFRASTRUCTURE 5-ADMINISTRATION	1,920,000	1,836,248	1,656,612
					603,594	430,722	392,125
<b>3225EM Total</b>					<b>2,523,594</b>	<b>2,266,970</b>	<b>2,048,737</b>
3226EM	DISTRICT OF COLUMBIA	KATRINA	9/7/2005	2-INFRASTRUCTURE 5-ADMINISTRATION	1,838,568	1,836,498	428,671
					100,803	54,053	54,053
<b>3226EM Total</b>					<b>1,939,371</b>	<b>1,890,551</b>	<b>482,724</b>
3227EM	WASHINGTON	KATRINA	9/7/2005	2-INFRASTRUCTURE 5-ADMINISTRATION	3,122,179	3,122,177	621,547
					442,046	411,158	392,157
<b>3227EM Total</b>					<b>3,564,225</b>	<b>3,533,335</b>	<b>1,013,704</b>
3228EM	OREGON	KATRINA	9/7/2005	2-INFRASTRUCTURE 5-ADMINISTRATION	2,106,777	2,106,770	597,770
					46,053	38,096	31,915
<b>3228EM Total</b>					<b>2,152,830</b>	<b>2,144,866</b>	<b>629,685</b>
3229EM	NEW MEXICO	KATRINA	9/7/2005	2-INFRASTRUCTURE 5-ADMINISTRATION	2,139,828	1,626,508	432,464
					106,507	70,132	66,361
<b>3229EM Total</b>					<b>2,246,335</b>	<b>1,696,640</b>	<b>498,826</b>

PROG CODE	STATE NAME	EVENT NAME	DECLARED	PROGRAM AREA	ALLOCATIONS	OBLIGATIONS	EXPENDITURES
3230EM	ILLINOIS	KATRINA	9/7/2005	2-INFRASTRUCTURE	2,418,578	2,324,462	2,099,879
				5-ADMINISTRATION	285,818	243,907	201,477
<b>3230EM Total</b>					<b>2,704,396</b>	<b>2,568,370</b>	<b>2,301,357</b>
3231EM	KENTUCKY	KATRINA	9/10/2005	2-INFRASTRUCTURE	4,300,000	4,129,572	1,667,220
				5-ADMINISTRATION	9,961	9,961	7,961
<b>3231EM Total</b>					<b>4,309,961</b>	<b>4,139,533</b>	<b>1,675,181</b>
3232EM	MISSOURI	KATRINA	9/10/2005	2-INFRASTRUCTURE	2,005,000	1,958,975	518,400
				5-ADMINISTRATION	665,895	637,790	624,902
<b>3232EM Total</b>					<b>2,670,895</b>	<b>2,596,765</b>	<b>1,143,302</b>
3233EM	SOUTH CAROLINA	KATRINA	9/10/2005	2-INFRASTRUCTURE	3,614,915	3,594,917	3,468,013
				5-ADMINISTRATION	42,089	42,089	40,089
<b>3233EM Total</b>					<b>3,657,004</b>	<b>3,637,006</b>	<b>3,508,102</b>
3234EM	SOUTH DAKOTA	KATRINA	9/10/2005	2-INFRASTRUCTURE	262,032	262,031	211,332
				5-ADMINISTRATION	32,700	12,086	10,352
<b>3234EM Total</b>					<b>294,732</b>	<b>274,117</b>	<b>221,684</b>
3235EM	PENNSYLVANIA	KATRINA	9/10/2005	2-INFRASTRUCTURE	3,139,000	3,138,444	2,087,250
				5-ADMINISTRATION	275,775	266,762	266,762
<b>3235EM Total</b>					<b>3,414,775</b>	<b>3,405,206</b>	<b>2,354,012</b>
3236EM	KANSAS	KATRINA	9/10/2005	2-INFRASTRUCTURE	163,200	163,069	153,933
				5-ADMINISTRATION	351	351	351
<b>3236EM Total</b>					<b>163,551</b>	<b>163,419</b>	<b>154,284</b>
3237EM	ALABAMA	KATRINA	9/10/2005	2-INFRASTRUCTURE	3,000,000	2,840,416	2,812,154
				4-OPERATIONS	1,000,000	1,000,000	
				5-ADMINISTRATION			
<b>3237EM Total</b>					<b>4,000,000</b>	<b>3,840,416</b>	<b>2,812,154</b>
3238EM	INDIANA	KATRINA	9/10/2005	2-INFRASTRUCTURE	4,127,992	3,930,006	47,608
				5-ADMINISTRATION	22,864	2,392	2,297
<b>3238EM Total</b>					<b>4,150,856</b>	<b>3,932,398</b>	<b>49,904</b>
3239EM	IOWA	KATRINA	9/10/2005	2-INFRASTRUCTURE	246,000	222,618	215,650
				5-ADMINISTRATION	15,278	5,639	5,639
<b>3239EM Total</b>					<b>261,278</b>	<b>228,257</b>	<b>221,289</b>
3240EM	VIRGINIA	KATRINA	9/12/2005	2-INFRASTRUCTURE	593,100	454,246	423,680
				5-ADMINISTRATION	130,910	111,522	111,522
<b>3240EM Total</b>					<b>724,010</b>	<b>565,768</b>	<b>535,202</b>
3241EM	ARIZONA	KATRINA	9/12/2005	2-INFRASTRUCTURE	5,292,410	5,292,115	5,196,293
				5-ADMINISTRATION	2,257,438	2,266,062	352,196
<b>3241EM Total</b>					<b>7,549,848</b>	<b>7,558,177</b>	<b>5,548,489</b>
3242EM	MINNESOTA	KATRINA	9/13/2005	2-INFRASTRUCTURE	15,000,000	2,873,557	1,891,996
				5-ADMINISTRATION	24,450	1,927	1,905
<b>3242EM Total</b>					<b>15,024,450</b>	<b>2,875,484</b>	<b>1,893,902</b>
3243EM	NEVADA	KATRINA	9/13/2005	2-INFRASTRUCTURE	1,000,000	705,623	537,438
				5-ADMINISTRATION	317,219	309,718	299,034
<b>3243EM Total</b>					<b>1,317,219</b>	<b>1,015,341</b>	<b>836,472</b>
3244EM	IDAHO	KATRINA	9/13/2005	2-INFRASTRUCTURE	643,377	643,370	143,336
				5-ADMINISTRATION	35,700	10,869	9,860
<b>3244EM Total</b>					<b>679,077</b>	<b>654,239</b>	<b>153,195</b>
3245EM	NEBRASKA	KATRINA	9/13/2005	2-INFRASTRUCTURE	210,100	210,100	133,946
				5-ADMINISTRATION	1,302	1,302	1,302
<b>3245EM Total</b>					<b>211,402</b>	<b>211,402</b>	<b>135,248</b>
3246EM	CONNECTICUT	KATRINA	9/13/2005	2-INFRASTRUCTURE	1,000,000	684,199	
				5-ADMINISTRATION	43,301	37,443	23,725
<b>3246EM Total</b>					<b>1,043,301</b>	<b>721,642</b>	<b>23,725</b>
3247EM	NORTH DAKOTA	KATRINA	9/13/2005	2-INFRASTRUCTURE	23,747	23,747	
				5-ADMINISTRATION	41,985	27,322	25,726

PROG CODE	STATE NAME	EVENT NAME	DECLARED	PROGRAM AREA	ALLOCATIONS	OBLIGATIONS	EXPENDITURES
<b>3247EM Total</b>					<b>65,732</b>	<b>51,069</b>	<b>25,726</b>
3248EM	CALIFORNIA	KATRINA	9/13/2005	2-INFRASTRUCTURE	200,000	1,289	
				5-ADMINISTRATION	703,320	702,681	692,861
<b>3248EM Total</b>					<b>903,320</b>	<b>703,970</b>	<b>692,861</b>
3249EM	WISCONSIN	KATRINA	9/13/2005	2-INFRASTRUCTURE	3,501,228	921,249	874,747
				5-ADMINISTRATION	24,737	1,225	1,225
<b>3249EM Total</b>					<b>3,525,965</b>	<b>922,475</b>	<b>875,972</b>
3250EM	OHIO	KATRINA	9/13/2005	2-INFRASTRUCTURE	2,518,180	2,499,922	1,892,189
				5-ADMINISTRATION	25,350		
<b>3250EM Total</b>					<b>2,543,530</b>	<b>2,499,922</b>	<b>1,892,189</b>
3251EM	MARYLAND	KATRINA	9/13/2005	2-INFRASTRUCTURE	1,637,550	1,566,521	1,354,834
				5-ADMINISTRATION	106,326	82,921	82,921
<b>3251EM Total</b>					<b>1,743,876</b>	<b>1,649,442</b>	<b>1,437,755</b>
3252EM	MASSACHUSETTS	KATRINA	9/13/2005	2-INFRASTRUCTURE	5,900,000	5,855,581	5,527,782
				5-ADMINISTRATION	466,246	460,310	444,890
<b>3252EM Total</b>					<b>6,366,246</b>	<b>6,315,890</b>	<b>5,972,672</b>
3253EM	MONTANA	KATRINA	9/13/2005	2-INFRASTRUCTURE	400,000	397,372	117,847
				5-ADMINISTRATION	42,856	35,917	34,617
<b>3253EM Total</b>					<b>442,856</b>	<b>433,289</b>	<b>152,464</b>
3255EM	RHODE ISLAND	KATRINA	9/19/2005	2-INFRASTRUCTURE	1,500,000	1,131,503	927,088
				5-ADMINISTRATION	24,708	24,175	18,468
<b>3255EM Total</b>					<b>1,524,708</b>	<b>1,155,679</b>	<b>945,557</b>
3256EM	MAINE	KATRINA	9/19/2005	2-INFRASTRUCTURE	100,000	51,276	51,276
				5-ADMINISTRATION	6,000	6,000	294
<b>3256EM Total</b>					<b>106,000</b>	<b>57,276</b>	<b>51,570</b>
3257EM	NEW JERSEY	KATRINA	9/19/2005	2-INFRASTRUCTURE	120,026	120,026	116,692
				5-ADMINISTRATION	81,317	61,486	60,846
<b>3257EM Total</b>					<b>201,343</b>	<b>181,512</b>	<b>177,538</b>
3258EM	NEW HAMPSHIRE	KATRINA	9/19/2005	2-INFRASTRUCTURE	100,000	9,887	9,887
				5-ADMINISTRATION	6,000	6,000	626
<b>3258EM Total</b>					<b>106,000</b>	<b>15,887</b>	<b>10,513</b>
3259EM	FLORIDA	RITA	9/20/2005	2-INFRASTRUCTURE	9,100,000	8,934,900	5,216,692
				4-OPERATIONS	10,000	10,000	
				5-ADMINISTRATION	1,280,801	1,280,801	69,260
<b>3259EM Total</b>					<b>10,390,801</b>	<b>10,225,700</b>	<b>5,285,951</b>
3260EM	LOUISIANA	RITA	9/21/2005	2-INFRASTRUCTURE			
				4-OPERATIONS	100,000	100,000	
				5-ADMINISTRATION	175,000	175,000	
<b>3260EM Total</b>					<b>275,000</b>	<b>275,000</b>	
3261EM	TEXAS	RITA	9/21/2005	2-INFRASTRUCTURE	6,015,000	5,997,920	5,669,301
				4-OPERATIONS	5,000,000	5,000,000	
				5-ADMINISTRATION	92,089,171	92,089,171	6,881,260
<b>3261EM Total</b>					<b>103,104,171</b>	<b>103,087,091</b>	<b>12,550,560</b>
3262EM	NEW YORK	KATRINA	9/30/2005	2-INFRASTRUCTURE	2,259,214	1,644,588	1,506,239
				5-ADMINISTRATION	354,100	309,925	302,649
<b>3262EM Total</b>					<b>2,613,314</b>	<b>1,954,514</b>	<b>1,808,888</b>
3263EM	DELAWARE	KATRINA	9/30/2005	2-INFRASTRUCTURE	101,941	100,286	95,419
				5-ADMINISTRATION	48,900	443	443
<b>3263EM Total</b>					<b>150,841</b>	<b>100,729</b>	<b>95,862</b>
<b>Grand Total</b>					<b>38,084,926,866</b>	<b>36,033,460,717</b>	<b>23,153,208,527</b>

**FINANCIAL INFORMATION TOOL  
FOR HURRICANE KATRINA, RITA, & WILMA DECLARATIONS ONLY  
AS OF 09-20-2006**

PROG CODE	STATE NAME	EVENT NAME	DECLARED	PROGRAM AREA	PROGRAM NAME	ALLOCATIONS	OBLIGATIONS	EXPENDITURES					
1602DR	FLORIDA	KATRINA	8/28/2005	2-INFRASTRUCTURE	2594-INSPECTIONS	7,922,400	8,471,000	7,390,763					
					416X-PUBLIC ASSISTANCE	155,636,074	155,114,950	116,733,789					
				<b>2-INFRASTRUCTURE Total</b>						<b>163,558,474</b>	<b>163,585,950</b>	<b>124,124,552</b>	
				4-OPERATIONS	2507-MISSIONS-TA	10,000	10,000						
					2508-MISSIONS-DFA								
				<b>4-OPERATIONS Total</b>						<b>10,000</b>	<b>10,000</b>		
				5-ADMINISTRATION	11XX-SALARIES & BENEFITS	2,533,231	2,366,933	2,366,933					
					21XX-TRAVEL	2,086,994	2,077,069	1,773,248					
					22XX-TRANSPORTION	586,000	525,020	37,899					
					23XX-RENT, COMM, UTILITIES	1,677,727	1,381,940	1,344,831					
					24XX-PRINT & REPRO	15,000	5,500						
					2501-MISSIONS-FOS	18,967,425	14,975,925	7,286,337					
					25XX-OTHER SERVICES	5,924,696	5,811,095	175,531					
					26XX-SUPPLIES & MATERIALS	220,874	223,618	181,007					
					31XX-EQUIPMENT	103,622	46,692	31,692					
					<b>5-ADMINISTRATION Total</b>						<b>32,115,569</b>	<b>27,413,790</b>	<b>13,197,477</b>
				<b>1602DR Total</b>						<b>195,684,043</b>	<b>191,009,740</b>	<b>137,322,029</b>	
1603DR	LOUISIANA	KATRINA	8/29/2005	1-HUMAN SERVICES	2503-UNEMPLOYMENT	321,511,035	320,361,035	320,361,035					
					2504-CRISIS COUNSELING-NIMH	15,753,102	11,765,214	11,765,214					
					2576-LEGAL SERVICES	298,298	216,344	78,000					
					2592-INSPECTIONS	147,253,062	141,424,068	86,841,623					
					4149-OTHER NEEDS ASSISTANCE	1,465,690,254	1,465,579,733	1,459,406,005					
					414X-HOUSING ASSISTANCE	3,192,559,894	3,192,554,011	3,183,609,966					
					4152-CRISIS COUNSELING-SCC	25,538,416	25,538,416	13,487,780					
					MANUFACTURED HOUSING	4,975,250,659	4,477,744,324	3,437,345,200					
					<b>1-HUMAN SERVICES Total</b>						<b>10,143,854,721</b>	<b>9,635,183,145</b>	<b>8,512,894,823</b>
					2-INFRASTRUCTURE	2594-INSPECTIONS	381,850,600	300,199,550	212,204,959				
				416X-PUBLIC ASSISTANCE		3,408,271,597	3,323,890,973	1,397,400,613					
				<b>2-INFRASTRUCTURE Total</b>						<b>3,790,122,197</b>	<b>3,624,090,523</b>	<b>1,609,605,573</b>	
				3-MITIGATION	2593-INSPECTIONS	15,233,976	8,837,977	4,217,524					
					4173-HAZARD MITIGATION	2,468,240	2,468,240	745,988					
				<b>3-MITIGATION Total</b>						<b>17,702,216</b>	<b>11,306,217</b>	<b>4,963,512</b>	
				4-OPERATIONS	2507-MISSIONS-TA	9,102,500	8,602,000	1,867,825					
					2508-MISSIONS-DFA	2,915,923,333	2,915,922,398	807,516,176					
				<b>4-OPERATIONS Total</b>						<b>2,925,025,833</b>	<b>2,924,524,398</b>	<b>809,384,001</b>	
				5-ADMINISTRATION	11XX-SALARIES & BENEFITS	218,074,415	217,862,153	217,862,153					
					21XX-TRAVEL	120,259,410	117,825,679	112,579,385					
					22XX-TRANSPORTION	13,264,320	13,153,336	9,849,316					
					23XX-RENT, COMM, UTILITIES	230,089,600	207,498,526	161,819,734					
					24XX-PRINT & REPRO	2,974,004	2,571,340	932,332					
					2501-MISSIONS-FOS	590,243,426	590,243,425	126,459,597					
					25XX-OTHER SERVICES	1,349,648,092	1,102,400,736	637,501,093					
					26XX-SUPPLIES & MATERIALS	345,548,580	332,143,552	231,966,066					
					31XX-EQUIPMENT	126,310,118	118,066,320	102,531,305					
32XX-LAND & STRUCTURES	9,607,620	7,422,628	7,008,579										
4101-URBAN SEARCH & RESCUE	50,595,440	50,595,439	22,462,191										
<b>5-ADMINISTRATION Total</b>						<b>3,056,615,025</b>	<b>2,759,783,135</b>	<b>1,630,971,749</b>					
<b>1603DR Total</b>						<b>19,933,319,993</b>	<b>18,954,887,418</b>	<b>12,567,819,657</b>					
1604DR	MISSISSIPPI	KATRINA	8/29/2005	1-HUMAN SERVICES	2503-UNEMPLOYMENT	100,000,056	88,450,000	88,450,000					
					2504-CRISIS COUNSELING-NIMH	50,342,191	21,093,820	20,242,285					
					2576-LEGAL SERVICES	44,000	43,492	43,492					
					2592-INSPECTIONS	67,006,340	71,518,782	40,194,780					
					4149-OTHER NEEDS ASSISTANCE	359,634,328	359,423,212	313,091,772					
					414X-HOUSING ASSISTANCE	839,117,340	835,454,168	830,902,894					
					4152-CRISIS COUNSELING-SCC	12,046,760	11,477,570	8,752,904					
					IMMEDIATE NEEDS ASSISTANCE		10,000						
					MANUFACTURED HOUSING	2,017,465,798	1,563,020,246	1,254,220,907					
					<b>1-HUMAN SERVICES Total</b>						<b>3,445,656,813</b>	<b>2,950,491,290</b>	<b>2,555,899,034</b>
				2-INFRASTRUCTURE	2594-INSPECTIONS	319,927,701	96,676,999	74,570,832					
					416X-PUBLIC ASSISTANCE	1,726,213,858	1,708,413,374	788,386,881					
				<b>2-INFRASTRUCTURE Total</b>						<b>2,046,141,559</b>	<b>1,805,090,373</b>	<b>862,957,713</b>	

PROG CODE	STATE NAME	EVENT NAME	DECLARED	PROGRAM AREA	PROGRAM NAME	ALLOCATIONS	OBLIGATIONS	EXPENDITURES
				3-MITIGATION	2593-INSPECTIONS	15,824,761	13,009,923	4,516,182
					4173-HAZARD MITIGATION	13,046,291	13,046,291	273,506
					<b>3-MITIGATION Total</b>	<b>28,871,052</b>	<b>26,056,214</b>	<b>4,789,688</b>
				4-OPERATIONS	2507-MISSIONS-TA	14,013,256	13,070,256	1,673,232
					2508-MISSIONS-DFA	1,480,649,654	1,481,149,653	246,545,738
					<b>4-OPERATIONS Total</b>	<b>1,494,662,910</b>	<b>1,494,219,909</b>	<b>248,218,970</b>
				5-ADMINISTRATION	11XX-SALARIES & BENEFITS	160,483,891	150,126,882	150,126,882
					21XX-TRAVEL	72,527,999	69,945,569	65,216,666
					22XX-TRANSPORTION	29,401,515	26,871,823	26,303,385
					23XX-RENT, COMM, UTILITIES	59,498,429	57,949,114	42,871,196
					24XX-PRINT & REPRO	2,253,941	2,209,988	1,175,496
					2501-MISSIONS-FOS	1,476,067,383	1,477,085,460	484,635,287
					25XX-OTHER SERVICES	604,557,801	565,360,785	405,826,727
					26XX-SUPPLIES & MATERIALS	190,055,430	177,342,725	164,067,410
					31XX-EQUIPMENT	82,047,726	75,435,996	70,047,193
					32XX-LAND & STRUCTURES	2,337,846	1,878,961	1,782,232
					4101-URBAN SEARCH & RESCUE	24,600,030	24,600,030	11,758,159
	<b>5-ADMINISTRATION Total</b>	<b>2,703,831,992</b>	<b>2,628,807,331</b>	<b>1,423,810,635</b>				
<b>1604DR Total</b>						<b>9,719,164,326</b>	<b>8,904,665,117</b>	<b>5,095,676,040</b>
1605DR	ALABAMA	KATRINA	8/29/2005	1-HUMAN SERVICES	2503-UNEMPLOYMENT	1,948,400	1,372,364	1,372,364
					2504-CRISIS COUNSELING-NIMH	4,436,110	1,473,715	1,203,860
					2576-LEGAL SERVICES	5,775	5,775	5,775
					2592-INSPECTIONS	21,886,812	24,382,762	9,974,446
					4149-OTHER NEEDS ASSISTANCE	31,464,732	31,464,732	28,795,457
					414X-HOUSING ASSISTANCE	89,678,507	89,648,507	89,146,380
					4152-CRISIS COUNSELING-SCC	3,135,574	3,135,574	1,854,708
					MANUFACTURED HOUSING	510,032,365	495,774,696	449,210,278
					<b>1-HUMAN SERVICES Total</b>	<b>662,588,274</b>	<b>647,258,124</b>	<b>581,563,268</b>
				2-INFRASTRUCTURE	2594-INSPECTIONS	1,621,000	1,492,000	1,204,233
					416X-PUBLIC ASSISTANCE	98,977,362	97,701,265	74,016,425
					<b>2-INFRASTRUCTURE Total</b>	<b>100,598,362</b>	<b>99,193,265</b>	<b>75,220,658</b>
				3-MITIGATION	2593-INSPECTIONS	1,663,459	1,554,729	981,701
					4173-HAZARD MITIGATION	7,694,402	7,694,402	388,931
					<b>3-MITIGATION Total</b>	<b>9,357,861</b>	<b>9,249,131</b>	<b>1,370,632</b>
				4-OPERATIONS	2507-MISSIONS-TA	3,000,000	3,000,000	160,530
					2508-MISSIONS-DFA	178,450,000	168,450,000	57,561,656
					<b>4-OPERATIONS Total</b>	<b>181,450,000</b>	<b>171,450,000</b>	<b>57,722,186</b>
				5-ADMINISTRATION	11XX-SALARIES & BENEFITS	22,319,705	21,011,823	21,011,823
					21XX-TRAVEL	18,962,946	18,914,992	17,963,375
					22XX-TRANSPORTION	2,414,000	1,134,950	164,689
					23XX-RENT, COMM, UTILITIES	8,816,157	8,609,404	5,530,124
					24XX-PRINT & REPRO	370,892	256,104	147,995
					2501-MISSIONS-FOS	82,185,605	82,185,605	28,812,998
					25XX-OTHER SERVICES	58,163,358	57,164,782	47,148,788
					26XX-SUPPLIES & MATERIALS	10,081,585	8,509,283	6,013,276
					31XX-EQUIPMENT	3,894,806	3,337,867	2,925,233
					<b>5-ADMINISTRATION Total</b>	<b>207,209,054</b>	<b>201,124,809</b>	<b>129,718,301</b>
<b>1605DR Total</b>						<b>1,161,203,551</b>	<b>1,128,275,329</b>	<b>845,595,045</b>
1606DR	TEXAS	RITA	9/24/2005	1-HUMAN SERVICES	2503-UNEMPLOYMENT	11,382,008	9,759,933	9,759,933
					2504-CRISIS COUNSELING-NIMH	1,546,988	1,546,988	1,546,988
					2576-LEGAL SERVICES			
					2592-INSPECTIONS	61,282,928	61,264,925	36,801,709
					4149-OTHER NEEDS ASSISTANCE	500		(11,155)
					414X-HOUSING ASSISTANCE	508,314,899	508,764,000	505,448,590
					4152-CRISIS COUNSELING-SCC	982,215	1,557,215	226,375
					4154-OTHER NEEDS ASSISTANCE	72,880,000	71,880,000	70,537,375
					MANUFACTURED HOUSING	187,507,659	154,728,903	113,573,338
					<b>1-HUMAN SERVICES Total</b>	<b>843,897,197</b>	<b>809,501,964</b>	<b>737,883,153</b>
				2-INFRASTRUCTURE	2594-INSPECTIONS	14,680,900	14,609,921	12,188,280
					416X-PUBLIC ASSISTANCE	363,300,000	362,209,415	258,351,520
					<b>2-INFRASTRUCTURE Total</b>	<b>377,980,900</b>	<b>376,819,337</b>	<b>270,539,800</b>
				3-MITIGATION	2593-INSPECTIONS	11,479,991	7,577,000	891,528
					4173-HAZARD MITIGATION	28,053,694	28,053,694	21,902
					<b>3-MITIGATION Total</b>	<b>39,533,685</b>	<b>35,630,694</b>	<b>913,430</b>
				4-OPERATIONS	2507-MISSIONS-TA	150,000	150,000	10,594
					2508-MISSIONS-DFA	238,681,800	237,351,600	174,355,802

PROG CODE	STATE NAME	EVENT NAME	DECLARED	PROGRAM AREA	PROGRAM NAME	ALLOCATIONS	OBLIGATIONS	EXPENDITURES
				<b>4-OPERATIONS Total</b>		<b>238,831,800</b>	<b>237,501,600</b>	<b>174,366,395</b>
				5-ADMINISTRATION	11XX-SALARIES & BENEFITS	44,521,806	42,912,997	42,912,997
					21XX-TRAVEL	30,964,242	30,605,132	29,729,673
					22XX-TRANSPORTION	2,549,000	425,000	339,759
					23XX-RENT, COMM, UTILITIES	15,347,991	14,139,359	10,167,855
					24XX-PRINT & REPRO	623,000	467,393	193,921
					2501-MISSIONS-FOS	255,918,964	255,753,459	42,630,061
					25XX-OTHER SERVICES	196,499,400	181,410,340	146,019,417
					26XX-SUPPLIES & MATERIALS	8,488,417	5,532,712	3,267,538
					31XX-EQUIPMENT	9,076,000	7,206,205	6,473,670
					32XX-LAND & STRUCTURES	65,000	1,225	1,225
					4101-URBAN SEARCH & RESCUE	19,194,226	19,194,226	5,535,948
				<b>5-ADMINISTRATION Total</b>		<b>583,248,046</b>	<b>557,648,048</b>	<b>287,272,065</b>
<b>1606DR Total</b>						<b>2,083,491,627</b>	<b>2,017,101,643</b>	<b>1,470,974,843</b>
1607DR	LOUISIANA	RITA	9/24/2005	1-HUMAN SERVICES	2503-UNEMPLOYMENT	11,785,488	11,785,488	11,785,488
					2504-CRISIS COUNSELING-NIMH	2,308,237		
					2592-INSPECTIONS	43,618,542	43,618,542	23,930,428
					4149-OTHER NEEDS ASSISTANCE	106,800,000	106,800,000	105,012,050
					414X-HOUSING ASSISTANCE	406,526,649	406,526,649	406,102,541
					MANUFACTURED HOUSING	1,515,370	1,515,370	1,515,370
				<b>1-HUMAN SERVICES Total</b>		<b>572,554,286</b>	<b>570,246,049</b>	<b>548,345,876</b>
				2-INFRASTRUCTURE	2594-INSPECTIONS	5,922,000	5,915,000	3,749,742
					416X-PUBLIC ASSISTANCE	359,312,097	356,739,536	179,558,347
				<b>2-INFRASTRUCTURE Total</b>		<b>365,234,097</b>	<b>362,654,536</b>	<b>183,308,089</b>
				3-MITIGATION	2593-INSPECTIONS	4,844,983	4,584,943	2,147,657
					4173-HAZARD MITIGATION	433,544	433,544	135,281
				<b>3-MITIGATION Total</b>		<b>5,278,527</b>	<b>5,018,487</b>	<b>2,282,939</b>
				4-OPERATIONS	2507-MISSIONS-TA	600,000	600,000	284,035
					2508-MISSIONS-DFA	417,536,000	417,286,000	133,373,797
				<b>4-OPERATIONS Total</b>		<b>418,136,000</b>	<b>417,886,000</b>	<b>133,657,832</b>
				5-ADMINISTRATION	11XX-SALARIES & BENEFITS	15,675,321	15,674,959	15,674,959
					21XX-TRAVEL	4,220,300	4,218,186	4,038,192
					22XX-TRANSPORTION	1,212,000	1,146,601	912,793
					23XX-RENT, COMM, UTILITIES	11,395,183	9,865,596	6,868,922
					24XX-PRINT & REPRO	520,000	471,843	107,768
					2501-MISSIONS-FOS	38,323,185	38,323,185	18,742,572
					25XX-OTHER SERVICES	306,450,237	271,382,978	104,143,689
					26XX-SUPPLIES & MATERIALS	40,404,375	39,316,079	30,089,229
					31XX-EQUIPMENT	4,149,000	3,354,814	1,537,685
					32XX-LAND & STRUCTURES	400,000	400,000	226,151
					4101-URBAN SEARCH & RESCUE	3,206,000	3,086,000	1,275,863
				<b>5-ADMINISTRATION Total</b>		<b>425,955,601</b>	<b>387,240,241</b>	<b>183,617,821</b>
<b>1607DR Total</b>						<b>1,787,158,511</b>	<b>1,743,045,313</b>	<b>1,051,212,558</b>
1609DR	FLORIDA	WILMA	10/24/2005	1-HUMAN SERVICES	2503-UNEMPLOYMENT	6,050,125	6,050,125	6,050,125
					2504-CRISIS COUNSELING-NIMH	8,246,808	8,246,808	8,246,808
					2576-LEGAL SERVICES	5,000	5,000	5,000
					2592-INSPECTIONS	48,379,400	46,354,901	39,071,307
					4149-OTHER NEEDS ASSISTANCE	183,000,000	158,999,943	143,502,998
					414X-HOUSING ASSISTANCE	163,715,000	157,695,000	148,281,425
					4152-CRISIS COUNSELING-SCC	2,628,148	2,424,122	1,698,505
					MANUFACTURED HOUSING	88,392,875	81,505,381	67,634,002
				<b>1-HUMAN SERVICES Total</b>		<b>500,417,356</b>	<b>461,281,279</b>	<b>414,490,171</b>
				2-INFRASTRUCTURE	2594-INSPECTIONS	51,741,806	42,274,306	34,248,414
					416X-PUBLIC ASSISTANCE	1,096,050,000	1,095,582,918	690,739,162
				<b>2-INFRASTRUCTURE Total</b>		<b>1,147,791,806</b>	<b>1,137,857,224</b>	<b>724,987,576</b>
				3-MITIGATION	2593-INSPECTIONS	1,000,000	954,629	440,933
				<b>3-MITIGATION Total</b>		<b>1,000,000</b>	<b>954,629</b>	<b>440,933</b>
				4-OPERATIONS	2507-MISSIONS-TA	700,110	700,000	371,690
					2508-MISSIONS-DFA	233,328,384	233,238,384	40,965,341
				<b>4-OPERATIONS Total</b>		<b>234,028,494</b>	<b>233,938,384</b>	<b>41,337,031</b>
				5-ADMINISTRATION	11XX-SALARIES & BENEFITS	37,113,330	36,096,445	36,096,445
					21XX-TRAVEL	15,124,700	14,973,672	14,124,594
					22XX-TRANSPORTION	15,125,440	12,625,440	4,558,713
					23XX-RENT, COMM, UTILITIES	7,877,605	7,385,252	6,367,084
					24XX-PRINT & REPRO	548,500	267,231	215,322
					2501-MISSIONS-FOS	145,229,012	135,809,959	36,513,935



PROG CODE	STATE NAME	EVENT NAME	DECLARED	PROGRAM AREA	PROGRAM NAME	ALLOCATIONS	OBLIGATIONS	EXPENDITURES
					25XX-OTHER SERVICES	31,382,000	19,501,554	6,000,483
					26XX-SUPPLIES & MATERIALS	91,472,744	85,847,195	12,440,175
					31XX-EQUIPMENT	4,066,400	3,013,796	1,646,152
					32XX-LAND & STRUCTURES	99,225	82,255	82,255
					4101-URBAN SEARCH & RESCUE	6,216,000	5,963,794	621,485
					<b>5-ADMINISTRATION Total</b>	<b>354,254,956</b>	<b>321,566,593</b>	<b>118,666,643</b>
<b>1609DR Total</b>						<b>2,237,492,612</b>	<b>2,155,598,109</b>	<b>1,299,922,353</b>
3212EM	LOUISIANA	KATRINA	8/27/2005	2-INFRASTRUCTURE	416X-PUBLIC ASSISTANCE			
					<b>2-INFRASTRUCTURE Total</b>			
				4-OPERATIONS	2508-MISSIONS-DFA	1,500,000	1,500,000	2,096
					<b>4-OPERATIONS Total</b>	<b>1,500,000</b>	<b>1,500,000</b>	<b>2,096</b>
				5-ADMINISTRATION	11XX-SALARIES & BENEFITS	1,922	1,922	1,922
					21XX-TRAVEL	5,559	5,559	5,559
					22XX-TRANSPORTION			
					23XX-RENT, COMM, UTILITIES	588,577	588,577	577,493
					24XX-PRINT & REPRO			
					2501-MISSIONS-FOS	6,370,000	6,370,000	134,840
					25XX-OTHER SERVICES	40,000	40,000	40,000
					26XX-SUPPLIES & MATERIALS	2,000	2,000	1,284
					31XX-EQUIPMENT			
					<b>5-ADMINISTRATION Total</b>	<b>7,008,058</b>	<b>7,008,058</b>	<b>761,098</b>
<b>3212EM Total</b>						<b>8,508,058</b>	<b>8,508,058</b>	<b>763,194</b>
3213EM	MISSISSIPPI	KATRINA	8/28/2005	2-INFRASTRUCTURE	416X-PUBLIC ASSISTANCE			
					<b>2-INFRASTRUCTURE Total</b>			
				4-OPERATIONS	2507-MISSIONS-TA			
					2508-MISSIONS-DFA			
					<b>4-OPERATIONS Total</b>			
				5-ADMINISTRATION	11XX-SALARIES & BENEFITS	288	288	288
					21XX-TRAVEL			
					22XX-TRANSPORTION			
					23XX-RENT, COMM, UTILITIES			
					24XX-PRINT & REPRO			
					2501-MISSIONS-FOS	2,629,857	2,629,857	167,014
					25XX-OTHER SERVICES	9,840	9,840	
					26XX-SUPPLIES & MATERIALS			
					<b>5-ADMINISTRATION Total</b>	<b>2,639,985</b>	<b>2,639,985</b>	<b>167,302</b>
<b>3213EM Total</b>						<b>2,639,985</b>	<b>2,639,985</b>	<b>167,302</b>
3214EM	ALABAMA	KATRINA	8/28/2005	2-INFRASTRUCTURE	416X-PUBLIC ASSISTANCE			
					<b>2-INFRASTRUCTURE Total</b>			
				4-OPERATIONS	2507-MISSIONS-TA			
					2508-MISSIONS-DFA			
					<b>4-OPERATIONS Total</b>			
				5-ADMINISTRATION	11XX-SALARIES & BENEFITS			
					21XX-TRAVEL			
					22XX-TRANSPORTION			
					23XX-RENT, COMM, UTILITIES	30,000	30,000	30,000
					24XX-PRINT & REPRO			
					2501-MISSIONS-FOS	31,478	31,478	
					26XX-SUPPLIES & MATERIALS			
					31XX-EQUIPMENT	22,976	22,976	22,976
					<b>5-ADMINISTRATION Total</b>	<b>84,454</b>	<b>84,454</b>	<b>52,976</b>
<b>3214EM Total</b>						<b>84,454</b>	<b>84,454</b>	<b>52,976</b>
3215EM	ARKANSAS	KATRINA	9/2/2005	2-INFRASTRUCTURE	2594-INSPECTIONS	1,583,900	1,584,295	1,521,894
					416X-PUBLIC ASSISTANCE	44,741,591	44,741,591	43,115,003
					<b>2-INFRASTRUCTURE Total</b>	<b>46,325,491</b>	<b>46,325,886</b>	<b>44,636,896</b>
				4-OPERATIONS	2508-MISSIONS-DFA	3,500,000	3,500,000	
					<b>4-OPERATIONS Total</b>	<b>3,500,000</b>	<b>3,500,000</b>	
				5-ADMINISTRATION	11XX-SALARIES & BENEFITS	1,550,253	1,558,925	1,558,925
					21XX-TRAVEL	1,712,002	1,709,443	1,679,407
					22XX-TRANSPORTION	17,100	16,775	8,807
					23XX-RENT, COMM, UTILITIES	391,644	352,485	315,479
					24XX-PRINT & REPRO	2,780	2,779	2,234
					2501-MISSIONS-FOS	575,295	580,000	7,452
					25XX-OTHER SERVICES	7,500	2,795	1,125
					26XX-SUPPLIES & MATERIALS	85,580	82,085	59,972
					31XX-EQUIPMENT	53,280	53,279	33,422

PROG CODE	STATE NAME	EVENT NAME	DECLARED	PROGRAM AREA	PROGRAM NAME	ALLOCATIONS	OBLIGATIONS	EXPENDITURES
					32XX-LAND & STRUCTURES			
				<b>5-ADMINISTRATION Total</b>		<b>4,395,434</b>	<b>4,358,567</b>	<b>3,666,824</b>
<b>3215EM Total</b>						<b>54,220,925</b>	<b>54,184,453</b>	<b>48,303,720</b>
3216EM	TEXAS	KATRINA	9/2/2005	2-INFRASTRUCTURE	2594-INSPECTIONS	6,508,500	4,793,737	3,483,696
					416X-PUBLIC ASSISTANCE	546,692,199	546,642,514	487,289,083
				<b>2-INFRASTRUCTURE Total</b>		<b>553,200,699</b>	<b>551,436,252</b>	<b>490,772,779</b>
				4-OPERATIONS	2508-MISSIONS-DFA	33,806,865	33,806,865	1,544,137
				<b>4-OPERATIONS Total</b>		<b>33,806,865</b>	<b>33,806,865</b>	<b>1,544,137</b>
				5-ADMINISTRATION	11XX-SALARIES & BENEFITS	2,634,491	2,501,758	2,501,758
					21XX-TRAVEL	2,871,405	2,870,623	2,841,929
					22XX-TRANSPORTION	84,000	38,683	21,890
					23XX-RENT, COMM, UTILITIES	2,095,492	2,061,022	1,518,943
					24XX-PRINT & REPRO	91,491	37,054	27,736
					2501-MISSIONS-FOS	8,555,885	9,034,356	1,212,543
					25XX-OTHER SERVICES	902,386	483,886	236,756
					26XX-SUPPLIES & MATERIALS	1,195,559	1,149,332	999,655
					31XX-EQUIPMENT	602,827	508,616	435,439
				<b>5-ADMINISTRATION Total</b>		<b>19,033,538</b>	<b>18,685,330</b>	<b>9,796,649</b>
<b>3216EM Total</b>						<b>606,041,102</b>	<b>603,928,447</b>	<b>502,113,565</b>
3217EM	TENNESSEE	KATRINA	9/5/2005	2-INFRASTRUCTURE	416X-PUBLIC ASSISTANCE	33,249,786	33,249,785	30,626,237
				<b>2-INFRASTRUCTURE Total</b>		<b>33,249,786</b>	<b>33,249,785</b>	<b>30,626,237</b>
				4-OPERATIONS	2507-MISSIONS-TA	5,000	5,000	
				<b>4-OPERATIONS Total</b>		<b>5,000</b>	<b>5,000</b>	
				5-ADMINISTRATION	11XX-SALARIES & BENEFITS	13,380	13,380	13,380
					21XX-TRAVEL	67,983	67,983	67,983
					22XX-TRANSPORTION			
					23XX-RENT, COMM, UTILITIES			
					24XX-PRINT & REPRO			
					2501-MISSIONS-FOS	2,000	2,000	
					26XX-SUPPLIES & MATERIALS			
				<b>5-ADMINISTRATION Total</b>		<b>83,363</b>	<b>83,363</b>	<b>81,363</b>
<b>3217EM Total</b>						<b>33,338,149</b>	<b>33,338,148</b>	<b>30,707,600</b>
3218EM	GEORGIA	KATRINA	9/5/2005	2-INFRASTRUCTURE	416X-PUBLIC ASSISTANCE	20,900,000	17,031,873	10,025,250
				<b>2-INFRASTRUCTURE Total</b>		<b>20,900,000</b>	<b>17,031,873</b>	<b>10,025,250</b>
				5-ADMINISTRATION	11XX-SALARIES & BENEFITS			
					21XX-TRAVEL	767	767	767
					22XX-TRANSPORTION			
					23XX-RENT, COMM, UTILITIES			
					24XX-PRINT & REPRO			
					2501-MISSIONS-FOS	52,000	52,000	
					26XX-SUPPLIES & MATERIALS			
				<b>5-ADMINISTRATION Total</b>		<b>52,767</b>	<b>52,767</b>	<b>767</b>
<b>3218EM Total</b>						<b>20,952,767</b>	<b>17,084,640</b>	<b>10,026,017</b>
3219EM	OKLAHOMA	KATRINA	9/5/2005	2-INFRASTRUCTURE	416X-PUBLIC ASSISTANCE	14,250,313	12,486,777	11,862,588
				<b>2-INFRASTRUCTURE Total</b>		<b>14,250,313</b>	<b>12,486,777</b>	<b>11,862,588</b>
				5-ADMINISTRATION	11XX-SALARIES & BENEFITS	85,951	72,669	72,669
					21XX-TRAVEL	88,459	88,459	75,855
					22XX-TRANSPORTION	500		
					23XX-RENT, COMM, UTILITIES			
					24XX-PRINT & REPRO	1,000	756	756
					25XX-OTHER SERVICES			
					26XX-SUPPLIES & MATERIALS	1,000	54	54
					31XX-EQUIPMENT			
				<b>5-ADMINISTRATION Total</b>		<b>176,910</b>	<b>161,938</b>	<b>149,334</b>
<b>3219EM Total</b>						<b>14,427,223</b>	<b>12,648,715</b>	<b>12,011,922</b>
3220EM	FLORIDA	KATRINA	9/5/2005	2-INFRASTRUCTURE	416X-PUBLIC ASSISTANCE	9,200,000	7,845,819	2,272,184
				<b>2-INFRASTRUCTURE Total</b>		<b>9,200,000</b>	<b>7,845,819</b>	<b>2,272,184</b>
				5-ADMINISTRATION	11XX-SALARIES & BENEFITS	2,272	2,272	2,272
					21XX-TRAVEL			
					22XX-TRANSPORTION			
					23XX-RENT, COMM, UTILITIES			
					24XX-PRINT & REPRO			
					2501-MISSIONS-FOS			
					26XX-SUPPLIES & MATERIALS			
				<b>5-ADMINISTRATION Total</b>		<b>2,272</b>	<b>2,272</b>	<b>2,272</b>
<b>3220EM Total</b>						<b>9,202,272</b>	<b>7,848,091</b>	<b>2,274,456</b>

PROG CODE	STATE NAME	EVENT NAME	DECLARED	PROGRAM AREA	PROGRAM NAME	ALLOCATIONS	OBLIGATIONS	EXPENDITURES
3221EM	WEST VIRGINIA	KATRINA	9/5/2005	2-INFRASTRUCTURE	416X-PUBLIC ASSISTANCE	783,000	782,658	766,331
				<b>2-INFRASTRUCTURE Total</b>		<b>783,000</b>	<b>782,658</b>	<b>766,331</b>
				5-ADMINISTRATION	11XX-SALARIES & BENEFITS	87,195	75,094	75,094
					21XX-TRAVEL	36,522	28,302	28,302
					22XX-TRANSPORTION			
					23XX-RENT, COMM, UTILITIES			
					24XX-PRINT & REPRO			
26XX-SUPPLIES & MATERIALS	94	94	94					
<b>5-ADMINISTRATION Total</b>		<b>123,811</b>	<b>103,490</b>	<b>103,490</b>				
<b>3221EM Total</b>					<b>906,811</b>	<b>886,148</b>	<b>869,821</b>	
3222EM	NORTH CAROLINA	KATRINA	9/5/2005	2-INFRASTRUCTURE	416X-PUBLIC ASSISTANCE	2,000,000	1,990,910	1,563,487
				<b>2-INFRASTRUCTURE Total</b>		<b>2,000,000</b>	<b>1,990,910</b>	<b>1,563,487</b>
				5-ADMINISTRATION	11XX-SALARIES & BENEFITS	261	261	261
					21XX-TRAVEL			
					22XX-TRANSPORTION			
					23XX-RENT, COMM, UTILITIES			
					24XX-PRINT & REPRO			
2501-MISSIONS-FOS	2,000	2,000						
26XX-SUPPLIES & MATERIALS								
<b>5-ADMINISTRATION Total</b>		<b>2,261</b>	<b>2,261</b>	<b>261</b>				
<b>3222EM Total</b>					<b>2,002,261</b>	<b>1,993,171</b>	<b>1,563,748</b>	
3223EM	UTAH	KATRINA	9/5/2005	2-INFRASTRUCTURE	2594-INSPECTIONS	10,000	9,000	
				2-INFRASTRUCTURE	416X-PUBLIC ASSISTANCE	1,918,275	1,918,275	1,413,402
				<b>2-INFRASTRUCTURE Total</b>		<b>1,928,275</b>	<b>1,927,275</b>	<b>1,413,402</b>
				4-OPERATIONS	2507-MISSIONS-TA			
				4-OPERATIONS	2508-MISSIONS-DFA			
				<b>4-OPERATIONS Total</b>				
				5-ADMINISTRATION	11XX-SALARIES & BENEFITS	35,606	21,838	21,838
21XX-TRAVEL	39,192	39,184	32,747					
22XX-TRANSPORTION								
23XX-RENT, COMM, UTILITIES								
24XX-PRINT & REPRO								
26XX-SUPPLIES & MATERIALS	7,000	4,000						
<b>5-ADMINISTRATION Total</b>		<b>81,798</b>	<b>65,022</b>	<b>54,585</b>				
<b>3223EM Total</b>					<b>2,010,073</b>	<b>1,992,296</b>	<b>1,467,987</b>	
3224EM	COLORADO	KATRINA	9/5/2005	2-INFRASTRUCTURE	416X-PUBLIC ASSISTANCE	13,597,030	13,534,963	13,500,827
				<b>2-INFRASTRUCTURE Total</b>		<b>13,597,030</b>	<b>13,534,963</b>	<b>13,500,827</b>
				4-OPERATIONS	2508-MISSIONS-DFA			
				<b>4-OPERATIONS Total</b>				
				5-ADMINISTRATION	11XX-SALARIES & BENEFITS	619,997	466,397	466,397
					21XX-TRAVEL	186,783	186,722	177,483
					22XX-TRANSPORTION	500	16	
23XX-RENT, COMM, UTILITIES								
24XX-PRINT & REPRO								
2501-MISSIONS-FOS								
26XX-SUPPLIES & MATERIALS	7,000	4,000	1,729					
<b>5-ADMINISTRATION Total</b>		<b>814,280</b>	<b>657,136</b>	<b>645,610</b>				
<b>3224EM Total</b>					<b>14,411,310</b>	<b>14,192,099</b>	<b>14,146,437</b>	
3225EM	MICHIGAN	KATRINA	9/7/2005	2-INFRASTRUCTURE	416X-PUBLIC ASSISTANCE	1,920,000	1,836,248	1,656,612
				<b>2-INFRASTRUCTURE Total</b>		<b>1,920,000</b>	<b>1,836,248</b>	<b>1,656,612</b>
				5-ADMINISTRATION	11XX-SALARIES & BENEFITS	361,334	225,921	225,921
					21XX-TRAVEL	238,260	202,301	165,000
					22XX-TRANSPORTION	1,000	500	493
					23XX-RENT, COMM, UTILITIES			
					24XX-PRINT & REPRO			
26XX-SUPPLIES & MATERIALS	2,000	2,000	712					
31XX-EQUIPMENT	1,000							
<b>5-ADMINISTRATION Total</b>		<b>603,594</b>	<b>430,722</b>	<b>392,125</b>				
<b>3225EM Total</b>					<b>2,523,594</b>	<b>2,266,970</b>	<b>2,048,737</b>	
3226EM	DISTRICT OF COLUMBIA	KATRINA	9/7/2005	2-INFRASTRUCTURE	416X-PUBLIC ASSISTANCE	1,838,568	1,836,498	428,671
				<b>2-INFRASTRUCTURE Total</b>		<b>1,838,568</b>	<b>1,836,498</b>	<b>428,671</b>
				5-ADMINISTRATION	11XX-SALARIES & BENEFITS	54,856	15,430	15,430
					21XX-TRAVEL	45,947	38,623	38,623
					22XX-TRANSPORTION			
23XX-RENT, COMM, UTILITIES								
24XX-PRINT & REPRO								

PROG CODE	STATE NAME	EVENT NAME	DECLARED	PROGRAM AREA	PROGRAM NAME	ALLOCATIONS	OBLIGATIONS	EXPENDITURES
					26XX-SUPPLIES & MATERIALS			
				<b>5-ADMINISTRATION Total</b>		<b>100,803</b>	<b>54,053</b>	<b>54,053</b>
<b>3226EM Total</b>						<b>1,939,371</b>	<b>1,890,551</b>	<b>482,724</b>
3227EM	WASHINGTON	KATRINA	9/7/2005	2-INFRASTRUCTURE	416X-PUBLIC ASSISTANCE	3,122,179	3,122,177	621,547
				<b>2-INFRASTRUCTURE Total</b>		<b>3,122,179</b>	<b>3,122,177</b>	<b>621,547</b>
				5-ADMINISTRATION	11XX-SALARIES & BENEFITS	292,715	268,581	268,581
					21XX-TRAVEL	149,218	142,464	123,463
					22XX-TRANSPORTION			
					23XX-RENT, COMM, UTILITIES			
					24XX-PRINT & REPRO			
					26XX-SUPPLIES & MATERIALS			
				<b>5-ADMINISTRATION Total</b>		<b>113</b>	<b>113</b>	<b>113</b>
<b>3227EM Total</b>						<b>442,046</b>	<b>411,158</b>	<b>392,157</b>
						<b>3,564,225</b>	<b>3,533,335</b>	<b>1,013,704</b>
3228EM	OREGON	KATRINA	9/7/2005	2-INFRASTRUCTURE	416X-PUBLIC ASSISTANCE	2,106,777	2,106,770	597,770
				<b>2-INFRASTRUCTURE Total</b>		<b>2,106,777</b>	<b>2,106,770</b>	<b>597,770</b>
				5-ADMINISTRATION	11XX-SALARIES & BENEFITS	24,131	17,674	17,674
					21XX-TRAVEL	21,922	20,422	14,241
					22XX-TRANSPORTION			
					23XX-RENT, COMM, UTILITIES			
					24XX-PRINT & REPRO			
					26XX-SUPPLIES & MATERIALS			
				<b>5-ADMINISTRATION Total</b>		<b>46,053</b>	<b>38,096</b>	<b>31,915</b>
<b>3228EM Total</b>						<b>2,152,830</b>	<b>2,144,866</b>	<b>629,685</b>
3229EM	NEW MEXICO	KATRINA	9/7/2005	2-INFRASTRUCTURE	2594-INSPECTIONS	139,828	139,836	113,765
					416X-PUBLIC ASSISTANCE	2,000,000	1,486,672	318,700
				<b>2-INFRASTRUCTURE Total</b>		<b>2,139,828</b>	<b>1,626,508</b>	<b>432,464</b>
				5-ADMINISTRATION	11XX-SALARIES & BENEFITS	56,149	25,737	25,737
					21XX-TRAVEL	44,242	44,242	40,572
					22XX-TRANSPORTION	2,500		
					23XX-RENT, COMM, UTILITIES			
					24XX-PRINT & REPRO	500	37	37
					25XX-OTHER SERVICES			
					26XX-SUPPLIES & MATERIALS	3,116	116	16
					31XX-EQUIPMENT			
				<b>5-ADMINISTRATION Total</b>		<b>106,507</b>	<b>70,132</b>	<b>66,361</b>
<b>3229EM Total</b>						<b>2,246,335</b>	<b>1,696,640</b>	<b>498,826</b>
3230EM	ILLINOIS	KATRINA	9/7/2005	2-INFRASTRUCTURE	416X-PUBLIC ASSISTANCE	2,418,578	2,324,462	2,099,879
				<b>2-INFRASTRUCTURE Total</b>		<b>2,418,578</b>	<b>2,324,462</b>	<b>2,099,879</b>
				5-ADMINISTRATION	11XX-SALARIES & BENEFITS	166,981	142,028	142,028
					21XX-TRAVEL	118,837	101,879	59,449
					22XX-TRANSPORTION			
					23XX-RENT, COMM, UTILITIES			
					24XX-PRINT & REPRO			
					26XX-SUPPLIES & MATERIALS			
				<b>5-ADMINISTRATION Total</b>		<b>285,818</b>	<b>243,907</b>	<b>201,477</b>
<b>3230EM Total</b>						<b>2,704,396</b>	<b>2,568,370</b>	<b>2,301,357</b>
3231EM	KENTUCKY	KATRINA	9/10/2005	2-INFRASTRUCTURE	416X-PUBLIC ASSISTANCE	4,300,000	4,129,572	1,667,220
				<b>2-INFRASTRUCTURE Total</b>		<b>4,300,000</b>	<b>4,129,572</b>	<b>1,667,220</b>
				5-ADMINISTRATION	11XX-SALARIES & BENEFITS			
					21XX-TRAVEL	7,961	7,961	7,961
					22XX-TRANSPORTION			
					23XX-RENT, COMM, UTILITIES			
					24XX-PRINT & REPRO			
					2501-MISSIONS-FOS	2,000	2,000	
					26XX-SUPPLIES & MATERIALS			
				<b>5-ADMINISTRATION Total</b>		<b>9,961</b>	<b>9,961</b>	<b>7,961</b>
<b>3231EM Total</b>						<b>4,309,961</b>	<b>4,139,533</b>	<b>1,675,181</b>
3232EM	MISSOURI	KATRINA	9/10/2005	2-INFRASTRUCTURE	416X-PUBLIC ASSISTANCE	2,005,000	1,958,975	518,400
				<b>2-INFRASTRUCTURE Total</b>		<b>2,005,000</b>	<b>1,958,975</b>	<b>518,400</b>
				5-ADMINISTRATION	11XX-SALARIES & BENEFITS	426,072	400,618	400,618
					21XX-TRAVEL	233,823	231,172	218,956
					22XX-TRANSPORTION	1,000	1,000	1,000
					23XX-RENT, COMM, UTILITIES			
					24XX-PRINT & REPRO			
					2501-MISSIONS-FOS			
					26XX-SUPPLIES & MATERIALS	5,000	5,000	4,328

PROG CODE	STATE NAME	EVENT NAME	DECLARED	PROGRAM AREA	PROGRAM NAME	ALLOCATIONS	OBLIGATIONS	EXPENDITURES
<b>5-ADMINISTRATION Total</b>						<b>665,895</b>	<b>637,790</b>	<b>624,902</b>
<b>3232EM Total</b>						<b>2,670,895</b>	<b>2,596,765</b>	<b>1,143,302</b>
3233EM	SOUTH CAROLINA	KATRINA	9/10/2005	2-INFRASTRUCTURE	416X-PUBLIC ASSISTANCE	3,614,915	3,594,917	3,468,013
<b>2-INFRASTRUCTURE Total</b>						<b>3,614,915</b>	<b>3,594,917</b>	<b>3,468,013</b>
5-ADMINISTRATION								
11XX-SALARIES & BENEFITS								
21XX-TRAVEL						40,089	40,089	40,089
22XX-TRANSPORTION								
23XX-RENT, COMM, UTILITIES								
24XX-PRINT & REPRO								
2501-MISSIONS-FOS						2,000	2,000	
26XX-SUPPLIES & MATERIALS								
<b>5-ADMINISTRATION Total</b>						<b>42,089</b>	<b>42,089</b>	<b>40,089</b>
<b>3233EM Total</b>						<b>3,657,004</b>	<b>3,637,006</b>	<b>3,508,102</b>
3234EM	SOUTH DAKOTA	KATRINA	9/10/2005	2-INFRASTRUCTURE	416X-PUBLIC ASSISTANCE	262,032	262,031	211,332
<b>2-INFRASTRUCTURE Total</b>						<b>262,032</b>	<b>262,031</b>	<b>211,332</b>
5-ADMINISTRATION								
11XX-SALARIES & BENEFITS						20,700	2,086	
21XX-TRAVEL						10,000	10,000	8,266
22XX-TRANSPORTION								
23XX-RENT, COMM, UTILITIES								
24XX-PRINT & REPRO								
26XX-SUPPLIES & MATERIALS						2,000		
<b>5-ADMINISTRATION Total</b>						<b>32,700</b>	<b>12,086</b>	<b>10,352</b>
<b>3234EM Total</b>						<b>294,732</b>	<b>274,117</b>	<b>221,684</b>
3235EM	PENNSYLVANIA	KATRINA	9/10/2005	2-INFRASTRUCTURE	416X-PUBLIC ASSISTANCE	3,139,000	3,138,444	2,087,250
<b>2-INFRASTRUCTURE Total</b>						<b>3,139,000</b>	<b>3,138,444</b>	<b>2,087,250</b>
5-ADMINISTRATION								
11XX-SALARIES & BENEFITS						174,346	176,421	176,421
21XX-TRAVEL						101,429	90,341	90,341
22XX-TRANSPORTION								
23XX-RENT, COMM, UTILITIES								
24XX-PRINT & REPRO								
26XX-SUPPLIES & MATERIALS								
<b>5-ADMINISTRATION Total</b>						<b>275,775</b>	<b>266,762</b>	<b>266,762</b>
<b>3235EM Total</b>						<b>3,414,775</b>	<b>3,405,206</b>	<b>2,354,012</b>
3236EM	KANSAS	KATRINA	9/10/2005	2-INFRASTRUCTURE	416X-PUBLIC ASSISTANCE	163,200	163,069	153,933
<b>2-INFRASTRUCTURE Total</b>						<b>163,200</b>	<b>163,069</b>	<b>153,933</b>
5-ADMINISTRATION								
11XX-SALARIES & BENEFITS								
21XX-TRAVEL						351	351	351
22XX-TRANSPORTION								
23XX-RENT, COMM, UTILITIES								
24XX-PRINT & REPRO								
26XX-SUPPLIES & MATERIALS								
<b>5-ADMINISTRATION Total</b>						<b>351</b>	<b>351</b>	<b>351</b>
<b>3236EM Total</b>						<b>163,551</b>	<b>163,419</b>	<b>154,284</b>
3237EM	ALABAMA	KATRINA	9/10/2005	2-INFRASTRUCTURE	416X-PUBLIC ASSISTANCE	3,000,000	2,840,416	2,812,154
<b>2-INFRASTRUCTURE Total</b>						<b>3,000,000</b>	<b>2,840,416</b>	<b>2,812,154</b>
4-OPERATIONS								
2508-MISSIONS-DFA						1,000,000	1,000,000	
<b>4-OPERATIONS Total</b>						<b>1,000,000</b>	<b>1,000,000</b>	
5-ADMINISTRATION								
11XX-SALARIES & BENEFITS								
21XX-TRAVEL								
22XX-TRANSPORTION								
23XX-RENT, COMM, UTILITIES								
24XX-PRINT & REPRO								
26XX-SUPPLIES & MATERIALS								
<b>5-ADMINISTRATION Total</b>								
<b>3237EM Total</b>						<b>4,000,000</b>	<b>3,840,416</b>	<b>2,812,154</b>
3238EM	INDIANA	KATRINA	9/10/2005	2-INFRASTRUCTURE	416X-PUBLIC ASSISTANCE	4,127,992	3,930,006	47,608
<b>2-INFRASTRUCTURE Total</b>						<b>4,127,992</b>	<b>3,930,006</b>	<b>47,608</b>
5-ADMINISTRATION								
11XX-SALARIES & BENEFITS						12,264	1,942	1,942
21XX-TRAVEL						10,600	450	354
22XX-TRANSPORTION								
23XX-RENT, COMM, UTILITIES								
24XX-PRINT & REPRO								
26XX-SUPPLIES & MATERIALS								
<b>5-ADMINISTRATION Total</b>						<b>22,864</b>	<b>2,392</b>	<b>2,297</b>
<b>3238EM Total</b>						<b>4,150,856</b>	<b>3,932,398</b>	<b>49,904</b>
3239EM	IOWA	KATRINA	9/10/2005	2-INFRASTRUCTURE	416X-PUBLIC ASSISTANCE	246,000	222,618	215,650

PROG CODE	STATE NAME	EVENT NAME	DECLARED	PROGRAM AREA	PROGRAM NAME	ALLOCATIONS	OBLIGATIONS	EXPENDITURES
				<b>2-INFRASTRUCTURE Total</b>		<b>246,000</b>	<b>222,618</b>	<b>215,650</b>
				5-ADMINISTRATION	11XX-SALARIES & BENEFITS	10,350	712	712
					21XX-TRAVEL	4,928	4,928	4,928
					22XX-TRANSPORTION			
					23XX-RENT, COMM, UTILITIES			
					24XX-PRINT & REPRO			
					26XX-SUPPLIES & MATERIALS			
				<b>5-ADMINISTRATION Total</b>		<b>15,278</b>	<b>5,639</b>	<b>5,639</b>
<b>3239EM Total</b>						<b>261,278</b>	<b>228,257</b>	<b>221,289</b>
3240EM	VIRGINIA	KATRINA	9/12/2005	2-INFRASTRUCTURE	2594-INSPECTIONS	339,100	200,500	183,181
					416X-PUBLIC ASSISTANCE	254,000	253,746	240,500
				<b>2-INFRASTRUCTURE Total</b>		<b>593,100</b>	<b>454,246</b>	<b>423,680</b>
				5-ADMINISTRATION	11XX-SALARIES & BENEFITS	102,910	100,785	100,785
					21XX-TRAVEL	28,000	10,737	10,737
					22XX-TRANSPORTION			
					23XX-RENT, COMM, UTILITIES			
					24XX-PRINT & REPRO			
					26XX-SUPPLIES & MATERIALS			
				<b>5-ADMINISTRATION Total</b>		<b>130,910</b>	<b>111,522</b>	<b>111,522</b>
<b>3240EM Total</b>						<b>724,010</b>	<b>565,768</b>	<b>535,202</b>
3241EM	ARIZONA	KATRINA	9/12/2005	2-INFRASTRUCTURE	416X-PUBLIC ASSISTANCE	5,292,410	5,292,115	5,196,293
				<b>2-INFRASTRUCTURE Total</b>		<b>5,292,410</b>	<b>5,292,115</b>	<b>5,196,293</b>
				5-ADMINISTRATION	11XX-SALARIES & BENEFITS	76,680	86,237	86,237
					21XX-TRAVEL	180,758	179,825	171,460
					22XX-TRANSPORTION			
					23XX-RENT, COMM, UTILITIES			
					24XX-PRINT & REPRO			
					2501-MISSIONS-FOS	2,000,000	2,000,000	94,499
					26XX-SUPPLIES & MATERIALS			
				<b>5-ADMINISTRATION Total</b>		<b>2,257,438</b>	<b>2,266,062</b>	<b>352,196</b>
<b>3241EM Total</b>						<b>7,549,848</b>	<b>7,558,177</b>	<b>5,548,489</b>
3242EM	MINNESOTA	KATRINA	9/13/2005	2-INFRASTRUCTURE	416X-PUBLIC ASSISTANCE	15,000,000	2,873,557	1,891,996
				<b>2-INFRASTRUCTURE Total</b>		<b>15,000,000</b>	<b>2,873,557</b>	<b>1,891,996</b>
				5-ADMINISTRATION	11XX-SALARIES & BENEFITS	11,150		
					21XX-TRAVEL	13,300	1,927	1,905
					22XX-TRANSPORTION			
					23XX-RENT, COMM, UTILITIES			
					24XX-PRINT & REPRO			
					26XX-SUPPLIES & MATERIALS			
				<b>5-ADMINISTRATION Total</b>		<b>24,450</b>	<b>1,927</b>	<b>1,905</b>
<b>3242EM Total</b>						<b>15,024,450</b>	<b>2,875,484</b>	<b>1,893,902</b>
3243EM	NEVADA	KATRINA	9/13/2005	2-INFRASTRUCTURE	416X-PUBLIC ASSISTANCE	1,000,000	705,623	537,438
				<b>2-INFRASTRUCTURE Total</b>		<b>1,000,000</b>	<b>705,623</b>	<b>537,438</b>
				5-ADMINISTRATION	11XX-SALARIES & BENEFITS	102,420	107,630	107,630
					21XX-TRAVEL	214,799	202,088	191,403
					22XX-TRANSPORTION			
					23XX-RENT, COMM, UTILITIES			
					24XX-PRINT & REPRO			
					26XX-SUPPLIES & MATERIALS			
				<b>5-ADMINISTRATION Total</b>		<b>317,219</b>	<b>309,718</b>	<b>299,034</b>
<b>3243EM Total</b>						<b>1,317,219</b>	<b>1,015,341</b>	<b>836,472</b>
3244EM	IDAHO	KATRINA	9/13/2005	2-INFRASTRUCTURE	416X-PUBLIC ASSISTANCE	643,377	643,370	143,336
				<b>2-INFRASTRUCTURE Total</b>		<b>643,377</b>	<b>643,370</b>	<b>143,336</b>
				5-ADMINISTRATION	11XX-SALARIES & BENEFITS	20,700	5,965	5,965
					21XX-TRAVEL	15,000	4,904	3,894
					22XX-TRANSPORTION			
					23XX-RENT, COMM, UTILITIES			
					24XX-PRINT & REPRO			
					26XX-SUPPLIES & MATERIALS			
				<b>5-ADMINISTRATION Total</b>		<b>35,700</b>	<b>10,869</b>	<b>9,860</b>
<b>3244EM Total</b>						<b>679,077</b>	<b>654,239</b>	<b>153,195</b>
3245EM	NEBRASKA	KATRINA	9/13/2005	2-INFRASTRUCTURE	416X-PUBLIC ASSISTANCE	210,100	210,100	133,946
				<b>2-INFRASTRUCTURE Total</b>		<b>210,100</b>	<b>210,100</b>	<b>133,946</b>
				5-ADMINISTRATION	11XX-SALARIES & BENEFITS			
					21XX-TRAVEL	1,302	1,302	1,302
					22XX-TRANSPORTION			

PROG CODE	STATE NAME	EVENT NAME	DECLARED	PROGRAM AREA	PROGRAM NAME	ALLOCATIONS	OBLIGATIONS	EXPENDITURES
					23XX-RENT, COMM, UTILITIES			
					24XX-PRINT & REPRO			
					26XX-SUPPLIES & MATERIALS			
				<b>5-ADMINISTRATION Total</b>		<b>1,302</b>	<b>1,302</b>	<b>1,302</b>
<b>3245EM Total</b>								
3246EM	CONNECTICUT	KATRINA	9/13/2005	2-INFRASTRUCTURE	416X-PUBLIC ASSISTANCE	1,000,000	684,199	
				<b>2-INFRASTRUCTURE Total</b>		<b>1,000,000</b>	<b>684,199</b>	<b>135,248</b>
				5-ADMINISTRATION	11XX-SALARIES & BENEFITS	23,373	17,516	17,516
					21XX-TRAVEL	19,928	19,928	6,209
					22XX-TRANSPORTION			
					23XX-RENT, COMM, UTILITIES			
					24XX-PRINT & REPRO			
					26XX-SUPPLIES & MATERIALS			
				<b>5-ADMINISTRATION Total</b>		<b>43,301</b>	<b>37,443</b>	<b>23,725</b>
<b>3246EM Total</b>								
						<b>1,043,301</b>	<b>721,642</b>	<b>23,725</b>
3247EM	NORTH DAKOTA	KATRINA	9/13/2005	2-INFRASTRUCTURE	416X-PUBLIC ASSISTANCE	23,747	23,747	
				<b>2-INFRASTRUCTURE Total</b>		<b>23,747</b>	<b>23,747</b>	
				5-ADMINISTRATION	11XX-SALARIES & BENEFITS	20,700	9,037	9,037
					21XX-TRAVEL	17,053	17,052	16,689
					22XX-TRANSPORTION	500		
					23XX-RENT, COMM, UTILITIES			
					24XX-PRINT & REPRO			
					25XX-OTHER SERVICES	1,233	1,233	
					26XX-SUPPLIES & MATERIALS	2,500		
				<b>5-ADMINISTRATION Total</b>		<b>41,985</b>	<b>27,322</b>	<b>25,726</b>
<b>3247EM Total</b>								
						<b>65,732</b>	<b>51,069</b>	<b>25,726</b>
3248EM	CALIFORNIA	KATRINA	9/13/2005	2-INFRASTRUCTURE	416X-PUBLIC ASSISTANCE	200,000	1,289	
				<b>2-INFRASTRUCTURE Total</b>		<b>200,000</b>	<b>1,289</b>	
				5-ADMINISTRATION	11XX-SALARIES & BENEFITS	338,820	367,225	367,225
					21XX-TRAVEL	364,500	335,455	325,635
					22XX-TRANSPORTION			
					23XX-RENT, COMM, UTILITIES			
					24XX-PRINT & REPRO			
					26XX-SUPPLIES & MATERIALS			
				<b>5-ADMINISTRATION Total</b>		<b>703,320</b>	<b>702,681</b>	<b>692,861</b>
<b>3248EM Total</b>								
						<b>903,320</b>	<b>703,970</b>	<b>692,861</b>
3249EM	WISCONSIN	KATRINA	9/13/2005	2-INFRASTRUCTURE	416X-PUBLIC ASSISTANCE	3,501,228	921,249	874,747
				<b>2-INFRASTRUCTURE Total</b>		<b>3,501,228</b>	<b>921,249</b>	<b>874,747</b>
				5-ADMINISTRATION	11XX-SALARIES & BENEFITS	11,437	1,137	1,137
					21XX-TRAVEL	13,300	88	88
					22XX-TRANSPORTION			
					23XX-RENT, COMM, UTILITIES			
					24XX-PRINT & REPRO			
					26XX-SUPPLIES & MATERIALS			
				<b>5-ADMINISTRATION Total</b>		<b>24,737</b>	<b>1,225</b>	<b>1,225</b>
<b>3249EM Total</b>								
						<b>3,525,965</b>	<b>922,475</b>	<b>875,972</b>
3250EM	OHIO	KATRINA	9/13/2005	2-INFRASTRUCTURE	416X-PUBLIC ASSISTANCE	2,518,180	2,499,922	1,892,189
				<b>2-INFRASTRUCTURE Total</b>		<b>2,518,180</b>	<b>2,499,922</b>	<b>1,892,189</b>
				5-ADMINISTRATION	11XX-SALARIES & BENEFITS	12,050		
					21XX-TRAVEL	13,300		
					22XX-TRANSPORTION			
					23XX-RENT, COMM, UTILITIES			
					24XX-PRINT & REPRO			
					26XX-SUPPLIES & MATERIALS			
				<b>5-ADMINISTRATION Total</b>		<b>25,350</b>		
<b>3250EM Total</b>								
						<b>2,543,530</b>	<b>2,499,922</b>	<b>1,892,189</b>
3251EM	MARYLAND	KATRINA	9/13/2005	2-INFRASTRUCTURE	416X-PUBLIC ASSISTANCE	1,637,550	1,566,521	1,354,834
				<b>2-INFRASTRUCTURE Total</b>		<b>1,637,550</b>	<b>1,566,521</b>	<b>1,354,834</b>
				5-ADMINISTRATION	11XX-SALARIES & BENEFITS	44,214	28,479	28,479
					21XX-TRAVEL	62,112	54,443	54,443
					22XX-TRANSPORTION			
					23XX-RENT, COMM, UTILITIES			
					24XX-PRINT & REPRO			
					26XX-SUPPLIES & MATERIALS			
				<b>5-ADMINISTRATION Total</b>		<b>106,326</b>	<b>82,921</b>	<b>82,921</b>
<b>3251EM Total</b>								
						<b>1,743,876</b>	<b>1,649,442</b>	<b>1,437,755</b>

PROG CODE	STATE NAME	EVENT NAME	DECLARED	PROGRAM AREA	PROGRAM NAME	ALLOCATIONS	OBLIGATIONS	EXPENDITURES
3252EM	MASSACHUSETTS	KATRINA	9/13/2005	2-INFRASTRUCTURE	416X-PUBLIC ASSISTANCE	5,900,000	5,855,581	5,527,782
				<b>2-INFRASTRUCTURE Total</b>		<b>5,900,000</b>	<b>5,855,581</b>	<b>5,527,782</b>
				5-ADMINISTRATION	11XX-SALARIES & BENEFITS	300,080	295,472	295,472
					21XX-TRAVEL	165,166	163,837	148,417
					22XX-TRANSPORTION	1,000	1,000	1,000
					23XX-RENT, COMM, UTILITIES			
					24XX-PRINT & REPRO			
26XX-SUPPLIES & MATERIALS								
<b>5-ADMINISTRATION Total</b>		<b>466,246</b>	<b>460,310</b>	<b>444,890</b>				
<b>3252EM Total</b>						<b>6,366,246</b>	<b>6,315,890</b>	<b>5,972,672</b>
3253EM	MONTANA	KATRINA	9/13/2005	2-INFRASTRUCTURE	416X-PUBLIC ASSISTANCE	400,000	397,372	117,847
				<b>2-INFRASTRUCTURE Total</b>		<b>400,000</b>	<b>397,372</b>	<b>117,847</b>
				5-ADMINISTRATION	11XX-SALARIES & BENEFITS	26,452	22,410	22,410
					21XX-TRAVEL	13,904	13,507	12,207
					22XX-TRANSPORTION			
					23XX-RENT, COMM, UTILITIES			
					24XX-PRINT & REPRO			
26XX-SUPPLIES & MATERIALS	2,500							
<b>5-ADMINISTRATION Total</b>		<b>42,856</b>	<b>35,917</b>	<b>34,617</b>				
<b>3253EM Total</b>						<b>442,856</b>	<b>433,289</b>	<b>152,464</b>
3255EM	RHODE ISLAND	KATRINA	9/19/2005	2-INFRASTRUCTURE	416X-PUBLIC ASSISTANCE	1,500,000	1,131,503	927,088
				<b>2-INFRASTRUCTURE Total</b>		<b>1,500,000</b>	<b>1,131,503</b>	<b>927,088</b>
				5-ADMINISTRATION	11XX-SALARIES & BENEFITS	10,916	10,383	10,383
					21XX-TRAVEL	13,792	13,792	8,085
					22XX-TRANSPORTION			
					23XX-RENT, COMM, UTILITIES			
					24XX-PRINT & REPRO			
26XX-SUPPLIES & MATERIALS								
<b>5-ADMINISTRATION Total</b>		<b>24,708</b>	<b>24,175</b>	<b>18,468</b>				
<b>3255EM Total</b>						<b>1,524,708</b>	<b>1,155,679</b>	<b>945,557</b>
3256EM	MAINE	KATRINA	9/19/2005	2-INFRASTRUCTURE	416X-PUBLIC ASSISTANCE	100,000	51,276	51,276
				<b>2-INFRASTRUCTURE Total</b>		<b>100,000</b>	<b>51,276</b>	<b>51,276</b>
				5-ADMINISTRATION	11XX-SALARIES & BENEFITS			
					21XX-TRAVEL	6,000	6,000	294
					22XX-TRANSPORTION			
					23XX-RENT, COMM, UTILITIES			
					24XX-PRINT & REPRO			
26XX-SUPPLIES & MATERIALS								
<b>5-ADMINISTRATION Total</b>		<b>6,000</b>	<b>6,000</b>	<b>294</b>				
<b>3256EM Total</b>						<b>106,000</b>	<b>57,276</b>	<b>51,570</b>
3257EM	NEW JERSEY	KATRINA	9/19/2005	2-INFRASTRUCTURE	416X-PUBLIC ASSISTANCE	120,026	120,026	116,692
				<b>2-INFRASTRUCTURE Total</b>		<b>120,026</b>	<b>120,026</b>	<b>116,692</b>
				5-ADMINISTRATION	11XX-SALARIES & BENEFITS	62,651	53,338	53,338
					21XX-TRAVEL	18,466	7,948	7,349
					22XX-TRANSPORTION	200	200	158
					23XX-RENT, COMM, UTILITIES			
					24XX-PRINT & REPRO			
26XX-SUPPLIES & MATERIALS								
<b>5-ADMINISTRATION Total</b>		<b>81,317</b>	<b>61,486</b>	<b>60,846</b>				
<b>3257EM Total</b>						<b>201,343</b>	<b>181,512</b>	<b>177,538</b>
3258EM	NEW HAMPSHIRE	KATRINA	9/19/2005	2-INFRASTRUCTURE	416X-PUBLIC ASSISTANCE	100,000	9,887	9,887
				<b>2-INFRASTRUCTURE Total</b>		<b>100,000</b>	<b>9,887</b>	<b>9,887</b>
				5-ADMINISTRATION	11XX-SALARIES & BENEFITS			
					21XX-TRAVEL	6,000	6,000	626
					22XX-TRANSPORTION			
					23XX-RENT, COMM, UTILITIES			
					24XX-PRINT & REPRO			
26XX-SUPPLIES & MATERIALS								
<b>5-ADMINISTRATION Total</b>		<b>6,000</b>	<b>6,000</b>	<b>626</b>				
<b>3258EM Total</b>						<b>106,000</b>	<b>15,887</b>	<b>10,513</b>
3259EM	FLORIDA	RITA	9/20/2005	2-INFRASTRUCTURE	416X-PUBLIC ASSISTANCE	9,100,000	8,934,900	5,216,692
				<b>2-INFRASTRUCTURE Total</b>		<b>9,100,000</b>	<b>8,934,900</b>	<b>5,216,692</b>
				4-OPERATIONS	2508-MISSIONS-DFA	10,000	10,000	
				<b>4-OPERATIONS Total</b>		<b>10,000</b>	<b>10,000</b>	
				5-ADMINISTRATION	11XX-SALARIES & BENEFITS	19,741	19,741	19,741
21XX-TRAVEL	25,060	25,060	25,060					



PROG CODE	STATE NAME	EVENT NAME	DECLARED	PROGRAM AREA	PROGRAM NAME	ALLOCATIONS	OBLIGATIONS	EXPENDITURES
					22XX-TRANSPORTION 23XX-RENT, COMM, UTILITIES 24XX-PRINT & REPRO 2501-MISSIONS-FOS 26XX-SUPPLIES & MATERIALS	1,236,000	1,236,000	24,459
				<b>5-ADMINISTRATION Total</b>		<b>1,280,801</b>	<b>1,280,801</b>	<b>69,260</b>
<b>3259EM Total</b>						<b>10,390,801</b>	<b>10,225,700</b>	<b>5,285,951</b>
3260EM	LOUISIANA	RITA	9/21/2005	2-INFRASTRUCTURE	416X-PUBLIC ASSISTANCE			
				<b>2-INFRASTRUCTURE Total</b>				
				4-OPERATIONS	2508-MISSIONS-DFA	100,000	100,000	
				<b>4-OPERATIONS Total</b>		<b>100,000</b>	<b>100,000</b>	
				5-ADMINISTRATION	11XX-SALARIES & BENEFITS 21XX-TRAVEL 22XX-TRANSPORTION 23XX-RENT, COMM, UTILITIES 24XX-PRINT & REPRO 2501-MISSIONS-FOS 26XX-SUPPLIES & MATERIALS	175,000	175,000	
				<b>5-ADMINISTRATION Total</b>		<b>175,000</b>	<b>175,000</b>	
<b>3260EM Total</b>						<b>275,000</b>	<b>275,000</b>	
3261EM	TEXAS	RITA	9/21/2005	2-INFRASTRUCTURE	416X-PUBLIC ASSISTANCE	6,015,000	5,997,920	5,669,301
				<b>2-INFRASTRUCTURE Total</b>		<b>6,015,000</b>	<b>5,997,920</b>	<b>5,669,301</b>
				4-OPERATIONS	2508-MISSIONS-DFA	5,000,000	5,000,000	
				<b>4-OPERATIONS Total</b>		<b>5,000,000</b>	<b>5,000,000</b>	
				5-ADMINISTRATION	11XX-SALARIES & BENEFITS 21XX-TRAVEL 22XX-TRANSPORTION 23XX-RENT, COMM, UTILITIES 24XX-PRINT & REPRO 2501-MISSIONS-FOS 25XX-OTHER SERVICES 26XX-SUPPLIES & MATERIALS 31XX-EQUIPMENT	18,793 13,238 50,000 20,000 88,865,632 1,165,737 591,787 1,363,983	18,793 13,238 50,000 20,000 88,865,632 1,165,737 591,787 1,363,983	18,793 13,238 4,733 20,000 4,539,393 575,022 397,723 1,312,357
				<b>5-ADMINISTRATION Total</b>		<b>92,089,171</b>	<b>92,089,171</b>	<b>6,881,260</b>
<b>3261EM Total</b>						<b>103,104,171</b>	<b>103,087,091</b>	<b>12,550,560</b>
3262EM	NEW YORK	KATRINA	9/30/2005	2-INFRASTRUCTURE	416X-PUBLIC ASSISTANCE	2,259,214	1,644,588	1,506,239
				<b>2-INFRASTRUCTURE Total</b>		<b>2,259,214</b>	<b>1,644,588</b>	<b>1,506,239</b>
				5-ADMINISTRATION	11XX-SALARIES & BENEFITS 21XX-TRAVEL 22XX-TRANSPORTION	273,100 80,800 200	232,046 77,680 200	232,046 70,403 200
				<b>5-ADMINISTRATION Total</b>		<b>354,100</b>	<b>309,925</b>	<b>302,649</b>
<b>3262EM Total</b>						<b>2,613,314</b>	<b>1,954,514</b>	<b>1,808,888</b>
3263EM	DELAWARE	KATRINA	9/30/2005	2-INFRASTRUCTURE	416X-PUBLIC ASSISTANCE	101,941	100,286	95,419
				<b>2-INFRASTRUCTURE Total</b>		<b>101,941</b>	<b>100,286</b>	<b>95,419</b>
				5-ADMINISTRATION	11XX-SALARIES & BENEFITS 21XX-TRAVEL	45,400 3,500	443 443	443 443
				<b>5-ADMINISTRATION Total</b>		<b>48,900</b>	<b>443</b>	<b>443</b>
<b>3263EM Total</b>						<b>150,841</b>	<b>100,729</b>	<b>95,862</b>
<b>Grand Total</b>						<b>38,084,926,866</b>	<b>36,033,460,717</b>	<b>23,153,208,527</b>

**FINANCIAL INFORMATION TOOL**  
**FOR HURRICANE KATRINA, RITA, & WILMA DECLARATIONS ONLY**  
**MISSION ASSIGNMENTS ONLY**

**AS OF 09-20-2006**

<b>AGENCY</b>	<b>OBLIGATIONS</b>	<b>EXPENDITURES</b>
AID	17,344,000	30,024
APHIS	400,000	
ARC	50,000	11,159
BIA	317,600	
BTS	200,000	
BUREC	2,089,000	763,448
CBP	42,957,949	6,226,284
CDC	17,423,500	
CIA	200,000	
CNCS	4,374,126	12,597
COE-LRD	2,522	2,522
COE-MVD	4,038,701,516	1,058,755,565
COE-NAD		
COE-SAD	474,456,445	123,335,936
COE-SWD	267,918,900	193,571,067
DHSOIG	200,000	
DHUD	83,042,680	41,513,515
DOC	1,700,000	409,820
DOD	1,020,486,169	344,927,154
DOE	357,026	52,026
DOED	205,000	
DOI	1,387,784	93,213
DOL	314,946	14,946
DOS	55,000	
DOT	555,623,270	320,780,703
EEOC	354,546	
EPA	353,616,030	10,284,694
FAA		
FCC	200,000	
FCSIC	200,000	
FLETC	460,103	459,381
FMSHRC	200,000	
FNS	20,000	
FPS	232,093,701	63,287,332
GSA	79,017,018	2,018,638

AGENCY	OBLIGATIONS	EXPENDITURES
HHS	249,354,997	2,745,266
IAIP	214,000	
ICE	35,938,730	266,152
MSPB		
NAR	880,380	
NASA	491,500	
NCPC	7,469	7,469
NCS	13,220,685	292,679
NCUA		
NGA	1,380,000	5,714
NLRB	240,000	215,543
NOAA	5,155,000	
NPS	157,000	
NRC	200,000	
NSF	200,000	
OCFO	210,000	
OPM	769,564	
OSHA	21,625,000	3,493,729
OSLGCP	200,000	
RRB	5,419	5,419
S&T	100,000	
SBA	200,000	
SCS	11,800	
SEC	2,000	
SSA	1,042,509	817,509
TREAS	2,790,650	65,863
TSA	455,000	
TVA	11,941,130	7,235,211
USCG	228,418,501	16,645,626
USCIS	910,000	
USDA	19,360,500	866,429
USDJ	55,794,600	6,787,157
USFS	365,165,972	10,817,652
USFWS		
USGS	492,351	
USPC	5,697,217	546,985
USPHS		
USPS	1,126,889	129,208
USSS	8,800	
VA	10,075,000	
<b>Grand Total</b>	<b>8,229,811,496</b>	<b>2,217,493,635</b>

**FINANCIAL INFORMATION TOOL  
FOR HURRICANE KATRINA, RITA, & WILMA DECLARATIONS ONLY  
MISSION ASSIGNMENTS ONLY  
AS OF 09-20-2006**

PROG CODE	STATE NAME	EVENT NAME	AGENCY	PROGRAM NAME	OBLIGATIONS	EXPENDITURES
1602DR	FLORIDA	KATRINA	CBP	2501-MISSIONS-FOS	11,447,424	6,226,284
			COE-SAD	2501-MISSIONS-FOS	115,000	43,895
			DOD	2501-MISSIONS-FOS	100,000	
			DOE	2501-MISSIONS-FOS	10,000	
			DOT	2501-MISSIONS-FOS	2,018,500	1,004,749
			EPA	2501-MISSIONS-FOS	20,000	
			GSA	2501-MISSIONS-FOS	155,000	
			HHS	2501-MISSIONS-FOS	365,000	
			NCS	2501-MISSIONS-FOS	10,000	
			USCG	2501-MISSIONS-FOS	1	
			USDA	2501-MISSIONS-FOS	10,000	
				2507-MISSIONS-TA	10,000	
				USFS	2501-MISSIONS-FOS	725,000
<b>1602DR Total</b>					<b>14,985,925</b>	<b>7,286,337</b>
1603DR	LOUISIANA	KATRINA	APHIS	2501-MISSIONS-FOS	368,000	
				2508-MISSIONS-DFA	12,000	
			ARC	2501-MISSIONS-FOS	50,000	11,159
			BUREC	2501-MISSIONS-FOS	1,089,000	763,448
			CBP	2501-MISSIONS-FOS	16,005,525	
			CDC	2508-MISSIONS-DFA	17,423,500	
			CNCS	2501-MISSIONS-FOS	1,524,626	
			COE-MVD	2501-MISSIONS-FOS	47,434,364	7,620,218
				2507-MISSIONS-TA	5,500,000	1,867,825
				2508-MISSIONS-DFA	1,971,257,000	562,868,227
			DHUD	2501-MISSIONS-FOS	3,695,000	1,809,847
				2508-MISSIONS-DFA	79,000,000	39,575,739
			DOC	2501-MISSIONS-FOS	150,000	
			DOD	2501-MISSIONS-FOS	111,197,000	25,439,587
				2507-MISSIONS-TA	384,500	
				2508-MISSIONS-DFA	28,684,427	5,185,986
			DOE	2501-MISSIONS-FOS	80,000	
			DOED	2508-MISSIONS-DFA		
			DOI	2501-MISSIONS-FOS	359,000	
			DOL	2501-MISSIONS-FOS		
			DOS	2501-MISSIONS-FOS	55,000	
			DOT	2501-MISSIONS-FOS	58,366,032	18,171,467
				2508-MISSIONS-DFA	299,190,095	178,436,381
			EPA	2501-MISSIONS-FOS	22,517,000	
				2507-MISSIONS-TA	2,500,000	
				2508-MISSIONS-DFA	197,000,000	
			FNS	2501-MISSIONS-FOS	20,000	
			FPS	2501-MISSIONS-FOS	156,783,020	61,833,932
				2507-MISSIONS-TA		
				2508-MISSIONS-DFA		
			GSA	2501-MISSIONS-FOS	2,949,500	64,864
				2508-MISSIONS-DFA		
			HHS	2501-MISSIONS-FOS	615,000	
2507-MISSIONS-TA	30,000					
2508-MISSIONS-DFA	82,686,997					

PROG CODE	STATE NAME	EVENT NAME	AGENCY	PROGRAM NAME	OBLIGATIONS	EXPENDITURES
			ICE	2501-MISSIONS-FOS	12,405,000	
				2508-MISSIONS-DFA	18,500,000	
			NAR	2508-MISSIONS-DFA	855,380	
			NASA	2501-MISSIONS-FOS	91,500	
			NCS	2501-MISSIONS-FOS	3,900,000	275,024
				2508-MISSIONS-DFA	1,000,000	
			NGA	2501-MISSIONS-FOS	520,000	
			NOAA	2501-MISSIONS-FOS	1,750,000	
			OCFO	2501-MISSIONS-FOS	10,000	
			OSHA	2501-MISSIONS-FOS	525,000	
			SBA	2501-MISSIONS-FOS		
			TREAS	2501-MISSIONS-FOS	160,000	
			TVA	2501-MISSIONS-FOS	1,937,772	1,141,484
				2508-MISSIONS-DFA		
			USCG	2501-MISSIONS-FOS	3,275,000	411,709
				2507-MISSIONS-TA	37,500	
				2508-MISSIONS-DFA	165,000,000	14,962,799
			USDA	2501-MISSIONS-FOS	1,176,000	
				2508-MISSIONS-DFA	10,000,000	
			USDJ	2501-MISSIONS-FOS	2,764,600	127,136
				2507-MISSIONS-TA	150,000	
				2508-MISSIONS-DFA	45,313,000	6,487,044
			USFS	2501-MISSIONS-FOS	138,087,216	8,706,450
				2508-MISSIONS-DFA		
			USGS	2501-MISSIONS-FOS	250,000	
			USPHS	2501-MISSIONS-FOS		
			USPS	2501-MISSIONS-FOS	83,270	83,270
			VA	2501-MISSIONS-FOS	50,000	
<b>1603DR Total</b>					<b>3,514,767,824</b>	<b>935,843,598</b>
1604DR	MISSISSIPPI	KATRINA	AID	2501-MISSIONS-FOS	17,304,000	27,197
			BTS	2501-MISSIONS-FOS	200,000	
			CBP	2501-MISSIONS-FOS	3,505,000	
				2508-MISSIONS-DFA		
			CNCS	2501-MISSIONS-FOS	7,500	
				2508-MISSIONS-DFA	1,008,000	1,016
			COE-LRD	2501-MISSIONS-FOS	2,522	2,522
			COE-MVD	2501-MISSIONS-FOS	454,775,740	123,028,207
				2507-MISSIONS-TA	243,256	129,809
				2508-MISSIONS-DFA	1,271,755,595	231,767,745
			COE-SAD	2501-MISSIONS-FOS		
			DHSOIG	2501-MISSIONS-FOS	200,000	
			DHUD	2501-MISSIONS-FOS	127,680	67,653
			DOC	2501-MISSIONS-FOS	1,300,000	409,820
				2507-MISSIONS-TA	50,000	
			DOD	2501-MISSIONS-FOS	770,190,415	304,502,875
				2508-MISSIONS-DFA	54,950,345	4,125,268
			DOE	2501-MISSIONS-FOS	122,026	52,026
			DOED	2501-MISSIONS-FOS	205,000	
			DOI	2501-MISSIONS-FOS	995,400	93,213
			DOL	2501-MISSIONS-FOS	314,946	14,946
			DOS	2501-MISSIONS-FOS		
			DOT	2501-MISSIONS-FOS	65,011,314	44,362,610
				2507-MISSIONS-TA	50,000	
				2508-MISSIONS-DFA	3,353,213	
			EEOC	2501-MISSIONS-FOS	354,546	

PROG CODE	STATE NAME	EVENT NAME	AGENCY	PROGRAM NAME	OBLIGATIONS	EXPENDITURES
			EPA	2501-MISSIONS-FOS	2,529,200	749,562
				2507-MISSIONS-TA	12,300,000	1,543,423
				2508-MISSIONS-DFA	55,500,000	6,805,793
			FAA	2501-MISSIONS-FOS		
			FCC	2501-MISSIONS-FOS	200,000	
			FCSIC	2501-MISSIONS-FOS	200,000	
			FLETC	2501-MISSIONS-FOS	460,103	459,381
			FMSHRC	2501-MISSIONS-FOS	200,000	
			FPS	2501-MISSIONS-FOS	28,452,767	1,230,305
				2508-MISSIONS-DFA	700,000	168,611
			GSA	2501-MISSIONS-FOS	60,352,018	1,168,098
				2508-MISSIONS-DFA		
			HHS	2501-MISSIONS-FOS	695,000	
				2507-MISSIONS-TA	207,500	
				2508-MISSIONS-DFA	64,815,500	2,745,266
			IAIP	2501-MISSIONS-FOS	214,000	
			ICE	2501-MISSIONS-FOS	5,012,200	266,152
			MSPB	2501-MISSIONS-FOS		
			NAR	2501-MISSIONS-FOS	25,000	
			NASA	2501-MISSIONS-FOS	400,000	
				2508-MISSIONS-DFA		
			NCPC	2501-MISSIONS-FOS	7,469	7,469
			NCS	2501-MISSIONS-FOS	2,325,000	
				2508-MISSIONS-DFA		
			NCUA	2501-MISSIONS-FOS		
			NGA	2501-MISSIONS-FOS	170,000	5,714
			NLRB	2501-MISSIONS-FOS	240,000	215,543
			NOAA	2501-MISSIONS-FOS		
				2508-MISSIONS-DFA	500,000	
			NPS	2507-MISSIONS-TA	157,000	
			NRC	2501-MISSIONS-FOS	200,000	
			NSF	2501-MISSIONS-FOS	200,000	
			OCFO	2501-MISSIONS-FOS	200,000	
			OPM	2501-MISSIONS-FOS	769,564	
			OSHA	2501-MISSIONS-FOS	21,100,000	3,493,729
			OSLGCP	2501-MISSIONS-FOS	200,000	
			RRB	2501-MISSIONS-FOS	5,419	5,419
			S&T	2501-MISSIONS-FOS	100,000	
			SBA	2501-MISSIONS-FOS	200,000	
			SCS	2501-MISSIONS-FOS	11,800	
			SEC	2501-MISSIONS-FOS	2,000	
			SSA	2501-MISSIONS-FOS	842,509	817,509
			TREAS	2501-MISSIONS-FOS	2,370,650	31,218
			TSA	2501-MISSIONS-FOS	455,000	
			TVA	2501-MISSIONS-FOS	3,287,735	1,624,404
			USCG	2501-MISSIONS-FOS	13,970,000	932,341
				2508-MISSIONS-DFA	17,000,000	554
			USCIS	2501-MISSIONS-FOS	910,000	
			USDA	2501-MISSIONS-FOS	112,000	61,924
				2507-MISSIONS-TA	12,500	
				2508-MISSIONS-DFA	1,200,000	790,865
			USDJ	2501-MISSIONS-FOS	2,655,000	40,668
				2508-MISSIONS-DFA	4,867,000	132,310
			USFS	2501-MISSIONS-FOS	8,495,000	389,180
				2507-MISSIONS-TA	50,000	

PROG CODE	STATE NAME	EVENT NAME	AGENCY	PROGRAM NAME	OBLIGATIONS	EXPENDITURES
				2508-MISSIONS-DFA	5,500,000	8,312
			USGS	2501-MISSIONS-FOS	125,300	
			USPC	2501-MISSIONS-FOS	4,697,217	546,985
			USPS	2501-MISSIONS-FOS	43,619	28,619
			USSS	2501-MISSIONS-FOS	8,800	
			VA	2501-MISSIONS-FOS	25,000	
<b>1604DR Total</b>					<b>2,971,305,369</b>	<b>732,854,258</b>
1605DR	ALABAMA	KATRINA	AID	2501-MISSIONS-FOS	40,000	2,827
			CNCS	2508-MISSIONS-DFA	450,000	11,581
			COE-SAD	2501-MISSIONS-FOS	30,300,000	11,897,130
				2508-MISSIONS-DFA	151,000,000	56,542,356
			DHUD	2501-MISSIONS-FOS		
			DOD	2501-MISSIONS-FOS	2,669,482	12,201
			DOE	2501-MISSIONS-FOS	10,000	
			DOS	2501-MISSIONS-FOS		
			DOT	2501-MISSIONS-FOS	24,057,500	13,416,940
			EPA	2501-MISSIONS-FOS	10,000	4,164
				2507-MISSIONS-TA	3,000,000	160,530
				2508-MISSIONS-DFA	17,000,000	1,007,719
			FPS	2501-MISSIONS-FOS	5,452,500	54,485
			GSA	2501-MISSIONS-FOS	11,260,000	591,517
			HHS	2501-MISSIONS-FOS	50,000	
				2508-MISSIONS-DFA		
			NCS	2501-MISSIONS-FOS	73,000	
			TREAS	2501-MISSIONS-FOS	180,000	34,645
			TVA	2501-MISSIONS-FOS	3,457,622	2,419,053
			USCG	2501-MISSIONS-FOS	2,275,000	338,223
				2508-MISSIONS-DFA		
			USDA	2501-MISSIONS-FOS	20,000	2,464
			USFS	2501-MISSIONS-FOS	1,260,000	22,030
			USGS	2501-MISSIONS-FOS	70,500	
			USPS	2501-MISSIONS-FOS	1,000,000	17,319
<b>1605DR Total</b>					<b>253,635,605</b>	<b>86,535,184</b>
1606DR	TEXAS	RITA	ARC	2501-MISSIONS-FOS		
			BIA	2508-MISSIONS-DFA	317,600	
			CNCS	2508-MISSIONS-DFA	224,000	
			COE-MVD	2507-MISSIONS-TA	50,000	
			COE-SWD	2501-MISSIONS-FOS	41,888,900	18,728,354
				2507-MISSIONS-TA	100,000	10,594
				2508-MISSIONS-DFA	215,350,000	174,355,802
			DHUD	2501-MISSIONS-FOS	120,000	60,276
			DOD	2501-MISSIONS-FOS	23,100,000	20,676
				2508-MISSIONS-DFA	2,810,000	
			DOE	2501-MISSIONS-FOS	50,000	
			DOI	2501-MISSIONS-FOS	5,000	
			DOT	2501-MISSIONS-FOS	30,480,742	21,800,960
			EPA	2501-MISSIONS-FOS	10,000	
			FPS	2501-MISSIONS-FOS	7,668,817	
			GSA	2501-MISSIONS-FOS	30,000	27,920
			HHS	2501-MISSIONS-FOS	21,000,000	
			NCS	2501-MISSIONS-FOS	340,000	17,654
			NGA	2501-MISSIONS-FOS	690,000	
			NOAA	2501-MISSIONS-FOS	2,790,000	
			TREAS	2501-MISSIONS-FOS	70,000	
			TVA	2501-MISSIONS-FOS	2,080,000	1,478,426

PROG CODE	STATE NAME	EVENT NAME	AGENCY	PROGRAM NAME	OBLIGATIONS	EXPENDITURES
			USCG	2501-MISSIONS-FOS	100,000	
				2508-MISSIONS-DFA	8,000,000	
			USDA	2501-MISSIONS-FOS	280,000	
				2508-MISSIONS-DFA	650,000	
			USFS	2501-MISSIONS-FOS	124,050,000	495,794
			USGS	2501-MISSIONS-FOS		
			USPC	2501-MISSIONS-FOS	1,000,000	
			VA	2508-MISSIONS-DFA	10,000,000	
<b>1606DR Total</b>					<b>493,255,059</b>	<b>216,996,456</b>
1607DR	LOUISIANA	RITA	BUREC	2501-MISSIONS-FOS	1,000,000	
			CDC	2501-MISSIONS-FOS		
			COE-MVD	2501-MISSIONS-FOS	1,675,000	977,993
				2507-MISSIONS-TA	600,000	284,035
				2508-MISSIONS-DFA	285,250,000	130,155,101
			DOD	2501-MISSIONS-FOS		
				2508-MISSIONS-DFA	11,000,000	1,576,361
			DOT	2501-MISSIONS-FOS	25,110,000	17,726,615
				2508-MISSIONS-DFA	2,500,000	1,436,624
			EPA	2508-MISSIONS-DFA	39,500,000	
			FPS	2501-MISSIONS-FOS	5,000,000	
			GSA	2501-MISSIONS-FOS	525,500	37,964
			HHS	2508-MISSIONS-DFA	20,100,000	
			NCS	2501-MISSIONS-FOS	5,002,685	
			TREAS	2501-MISSIONS-FOS	10,000	
			USCG	2508-MISSIONS-DFA	18,400,000	
			USDA	2508-MISSIONS-DFA	5,500,000	
			USFS	2508-MISSIONS-DFA	35,000,000	205,711
			USGS	2508-MISSIONS-DFA	36,000	
<b>1607DR Total</b>					<b>456,209,185</b>	<b>152,400,404</b>
1609DR	FLORIDA	WILMA	CIA	2501-MISSIONS-FOS	200,000	
			CNCS	2508-MISSIONS-DFA	1,160,000	
			COE-SAD	2501-MISSIONS-FOS	69,936,445	13,500,392
				2507-MISSIONS-TA	600,000	368,640
				2508-MISSIONS-DFA	222,350,000	40,959,064
			DOC	2501-MISSIONS-FOS	200,000	
			DOD	2501-MISSIONS-FOS	2,650,000	859,035
				2508-MISSIONS-DFA	900,000	6,277
			DOE	2501-MISSIONS-FOS	55,000	
			DOI	2508-MISSIONS-DFA	28,384	
			DOT	2501-MISSIONS-FOS	35,249,501	21,468,628
			EPA	2501-MISSIONS-FOS	40,000	4,264
				2507-MISSIONS-TA	100,000	3,050
				2508-MISSIONS-DFA	300,000	
			FPS	2501-MISSIONS-FOS	19,871,512	
				2508-MISSIONS-DFA	150,000	
			GSA	2501-MISSIONS-FOS	130,000	41,142
			HHS	2501-MISSIONS-FOS	1,230,000	
				2508-MISSIONS-DFA	8,165,000	
			NCS	2501-MISSIONS-FOS	40,000	
				2508-MISSIONS-DFA		
			NOAA	2508-MISSIONS-DFA	115,000	
			NPS	2501-MISSIONS-FOS		
			SSA	2501-MISSIONS-FOS	200,000	
			USCG	2501-MISSIONS-FOS	50,000	
				2508-MISSIONS-DFA	70,000	



PROG CODE	STATE NAME	EVENT NAME	AGENCY	PROGRAM NAME	OBLIGATIONS	EXPENDITURES
			USDA	2501-MISSIONS-FOS	330,000	
			USDJ	2501-MISSIONS-FOS	45,000	
			USFS	2501-MISSIONS-FOS	5,580,000	640,474
			USFWS	2501-MISSIONS-FOS		
			USGS	2501-MISSIONS-FOS	2,500	
<b>1609DR Total</b>					<b>369,748,342</b>	<b>77,850,966</b>
3212EM	LOUISIANA	KATRINA	DOD	2501-MISSIONS-FOS	250,000	
			DOT	2501-MISSIONS-FOS	6,120,000	134,840
			GSA	2501-MISSIONS-FOS		
				2508-MISSIONS-DFA	1,500,000	2,096
			NCS	2501-MISSIONS-FOS		
<b>3212EM Total</b>					<b>7,870,000</b>	<b>136,936</b>
3213EM	MISSISSIPPI	KATRINA	COE-MVD	2501-MISSIONS-FOS	160,561	56,405
			COE-SAD	2501-MISSIONS-FOS		
			DOD	2501-MISSIONS-FOS	10,000	8,103
			DOE	2501-MISSIONS-FOS	20,000	
			DOT	2501-MISSIONS-FOS	52,400	16,915
			EPA	2501-MISSIONS-FOS	10,000	6,189
			FPS	2501-MISSIONS-FOS	188,608	
			GSA	2501-MISSIONS-FOS	1,760,000	69,713
			HHS	2501-MISSIONS-FOS	50,000	
			NCS	2501-MISSIONS-FOS	10,000	
			TVA	2501-MISSIONS-FOS	288,000	
			USDA	2501-MISSIONS-FOS	20,000	9,690
			USFS	2501-MISSIONS-FOS	60,288	
<b>3213EM Total</b>					<b>2,629,857</b>	<b>167,014</b>
3214EM	ALABAMA	KATRINA	APHIS	2501-MISSIONS-FOS		
			COE-SAD	2501-MISSIONS-FOS		
			DOD	2501-MISSIONS-FOS		
			DOE	2501-MISSIONS-FOS		
			DOT	2501-MISSIONS-FOS		
			EPA	2501-MISSIONS-FOS		
				2507-MISSIONS-TA		
			FPS	2501-MISSIONS-FOS	31,478	
			GSA	2501-MISSIONS-FOS		
			HHS	2501-MISSIONS-FOS		
			NCS	2501-MISSIONS-FOS		
			TVA	2501-MISSIONS-FOS		
			USCG	2501-MISSIONS-FOS		
			USDA	2501-MISSIONS-FOS		
			USFS	2501-MISSIONS-FOS		
<b>3214EM Total</b>					<b>31,478</b>	
3215EM	ARKANSAS	KATRINA	DOT	2501-MISSIONS-FOS	50,000	
				2508-MISSIONS-DFA	500,000	
			FPS	2501-MISSIONS-FOS	460,000	
			GSA	2501-MISSIONS-FOS	60,000	7,452
			HHS	2501-MISSIONS-FOS	10,000	
				2508-MISSIONS-DFA	3,000,000	
<b>3215EM Total</b>					<b>4,080,000</b>	<b>7,452</b>
3216EM	TEXAS	KATRINA	CDC	2508-MISSIONS-DFA		
			DHUD	2501-MISSIONS-FOS	100,000	
			DOD	2501-MISSIONS-FOS	20,000	
				2508-MISSIONS-DFA		
			DOED	2501-MISSIONS-FOS		
			DOT	2501-MISSIONS-FOS	632,826	632,826

PROG CODE	STATE NAME	EVENT NAME	AGENCY	PROGRAM NAME	OBLIGATIONS	EXPENDITURES
				2508-MISSIONS-DFA	1,300,346	1,300,346
			FPS	2501-MISSIONS-FOS	7,000,000	
			GSA	2501-MISSIONS-FOS	285,000	7,872
			HHS	2501-MISSIONS-FOS	80,000	
				2508-MISSIONS-DFA	10,000,000	
			ICE	2501-MISSIONS-FOS	21,530	
			TVA	2501-MISSIONS-FOS	890,000	571,845
			USFS	2501-MISSIONS-FOS	5,000	
				2508-MISSIONS-DFA	22,498,468	243,792
			USGS	2508-MISSIONS-DFA	8,051	
<b>3216EM Total</b>					<b>42,841,221</b>	<b>2,756,680</b>
3217EM	TENNESSEE	KATRINA	HHS	2501-MISSIONS-FOS	2,000	
				2507-MISSIONS-TA	5,000	
			USDA	2501-MISSIONS-FOS		
<b>3217EM Total</b>					<b>7,000</b>	
3218EM	GEORGIA	KATRINA	HHS	2501-MISSIONS-FOS	52,000	
			USDA	2501-MISSIONS-FOS		
<b>3218EM Total</b>					<b>52,000</b>	
3222EM	NORTH CAROLINA	KATRINA	HHS	2501-MISSIONS-FOS	2,000	
			USDA	2501-MISSIONS-FOS		
<b>3222EM Total</b>					<b>2,000</b>	
3223EM	UTAH	KATRINA	GSA	2508-MISSIONS-DFA		
<b>3223EM Total</b>						
3224EM	COLORADO	KATRINA	GSA	2501-MISSIONS-FOS		
<b>3224EM Total</b>						
3231EM	KENTUCKY	KATRINA	HHS	2501-MISSIONS-FOS	2,000	
			USDA	2501-MISSIONS-FOS		
<b>3231EM Total</b>					<b>2,000</b>	
3232EM	MISSOURI	KATRINA	ARC	2501-MISSIONS-FOS		
<b>3232EM Total</b>						
3233EM	SOUTH CAROLINA	KATRINA	HHS	2501-MISSIONS-FOS	2,000	
			USDA	2501-MISSIONS-FOS		
<b>3233EM Total</b>					<b>2,000</b>	
3237EM	ALABAMA	KATRINA	HHS	2508-MISSIONS-DFA	1,000,000	
<b>3237EM Total</b>					<b>1,000,000</b>	
3241EM	ARIZONA	KATRINA	USFS	2501-MISSIONS-FOS	2,000,000	94,499
<b>3241EM Total</b>					<b>2,000,000</b>	<b>94,499</b>
3259EM	FLORIDA	RITA	APHIS	2501-MISSIONS-FOS	10,000	
				2508-MISSIONS-DFA	10,000	
			COE-NAD	2501-MISSIONS-FOS		
			COE-SAD	2501-MISSIONS-FOS	155,000	24,459
			DOD	2501-MISSIONS-FOS	255,000	
			DOE	2501-MISSIONS-FOS	10,000	
			DOT	2501-MISSIONS-FOS	10,000	
			EPA	2501-MISSIONS-FOS	10,000	
			FPS	2501-MISSIONS-FOS	10,000	
			GSA	2501-MISSIONS-FOS		
			HHS	2501-MISSIONS-FOS	10,000	
			NCS	2501-MISSIONS-FOS	10,000	
			USCG	2501-MISSIONS-FOS	16,000	
			USDA	2501-MISSIONS-FOS	10,000	
			USFS	2501-MISSIONS-FOS	730,000	
<b>3259EM Total</b>					<b>1,246,000</b>	<b>24,459</b>
3260EM	LOUISIANA	RITA	COE-MVD	2508-MISSIONS-DFA		
			DOD	2501-MISSIONS-FOS		

PROG CODE	STATE NAME	EVENT NAME	AGENCY	PROGRAM NAME	OBLIGATIONS	EXPENDITURES
				2508-MISSIONS-DFA		
			DOT	2508-MISSIONS-DFA		
			EPA	2501-MISSIONS-FOS	25,000	
			FPS	2501-MISSIONS-FOS	125,000	
				2508-MISSIONS-DFA	100,000	
			HHS	2508-MISSIONS-DFA		
			USCG	2501-MISSIONS-FOS	25,000	
<b>3260EM Total</b>					<b>275,000</b>	
3261EM	TEXAS	RITA	ARC	2501-MISSIONS-FOS		
			CBP	2501-MISSIONS-FOS	12,000,000	
			COE-SWD	2501-MISSIONS-FOS	5,580,000	476,318
				2508-MISSIONS-DFA	5,000,000	
			DOD	2501-MISSIONS-FOS	11,315,000	3,190,787
			DOT	2501-MISSIONS-FOS	1,570,802	870,802
			EPA	2501-MISSIONS-FOS	1,244,830	
			FPS	2501-MISSIONS-FOS	100,000	
			GSA	2501-MISSIONS-FOS	10,000	
			HHS	2501-MISSIONS-FOS	35,180,000	
			NCS	2501-MISSIONS-FOS	510,000	
			USCG	2501-MISSIONS-FOS	200,000	
			USDA	2501-MISSIONS-FOS	30,000	1,486
			USFS	2501-MISSIONS-FOS	21,125,000	
<b>3261EM Total</b>					<b>93,865,632</b>	<b>4,539,393</b>
<b>Grand Total</b>					<b>8,229,811,496</b>	<b>2,217,493,635</b>

FINANCIAL INFORMATION TOOL

**SUMMARY OF ALL PUBLIC ASSISTANCE OBLIGATIONS FOR  
NEW ORLEANS METROPOLITAN STATISTICAL AREA ONLY**

**AS OF 09-20-2006**

PROGRAM CODE	PROGRAM NAME	VENDOR COUNTY	NEMIS APPROVED OBLIGATIONS
1603DR	416X-PUBLIC ASSISTANCE	Jefferson	178,302,071.39
		Orleans	592,052,073.77
		Plaquemines	150,887,442.34
		St. Bernard	553,217,717.11
		St. Charles	20,658,520.36
		St. James	1,989,075.33
		St. John the Baptist	3,313,456.02
		St. Tammany	236,015,779.97
<b>1603DR Total</b>			<b>1,736,436,136.29</b>
1607DR	416X-PUBLIC ASSISTANCE	Jefferson	927,073.90
		Orleans	29,745.67
		Plaquemines	11,930.11
		St. Bernard	20,495.97
		St. Charles	288,952.41
		St. James	2,012.25
		St. John the Baptist	83,278.36
<b>1607DR Total</b>			<b>1,363,488.67</b>
<b>Grand Total</b>			<b>1,737,799,624.96</b>

FINANCIAL INFORMATION TOOL

PUBLIC ASSISTANCE OBLIGATIONS FOR NEW ORLEANS METROPOLITAN STATISTICAL AREA ONLY

AS OF 09-20-2006

PROGRAM NAME	PROGRAM CATEGORY	VENDOR COUNTY	NEMIS APPROVED OBLIGATIONS			
			KATRINA	RITA	GRAND TOTAL	
			1603DR	1607DR		
416X-PUBLIC ASSISTANCE	416X-A DEBRIS REMOVAL	Jefferson	83,614,184.35	209,379.13	83,823,563.48	
		Orleans	29,041,485.38		29,041,485.38	
		Plaquemines	29,642,245.20		29,642,245.20	
		St. Bernard	263,547,023.40		263,547,023.40	
		St. Charles	871,017.96		871,017.96	
		St. James	444,231.01		444,231.01	
		St. John the Baptist	465,739.74		465,739.74	
		St. Tammany	188,165,449.68		188,165,449.68	
		<b>416X-A DEBRIS REMOVAL Total</b>		<b>595,791,376.72</b>	<b>209,379.13</b>	<b>596,000,755.85</b>
	416X-B PROTECTIVE MEASURES	Jefferson	57,190,027.60	717,694.77	57,907,722.37	
		Orleans	247,270,195.68	29,745.67	247,299,941.35	
		Plaquemines	32,365,842.61	11,930.11	32,377,772.72	
		St. Bernard	190,937,255.80	20,495.97	190,957,751.77	
		St. Charles	17,643,957.15	288,952.41	17,932,909.56	
		St. James	1,056,289.45	2,012.25	1,058,301.70	
		St. John the Baptist	1,694,585.56	83,278.36	1,777,863.92	
		St. Tammany	23,286,319.25		23,286,319.25	
		<b>416X-B PROTECTIVE MEASURES Total</b>		<b>571,444,473.10</b>	<b>1,154,109.54</b>	<b>572,598,582.64</b>
	416X-C ROADS & BRIDGES	Jefferson	1,030,890.90		1,030,890.90	
		Orleans	5,769,640.99		5,769,640.99	
		Plaquemines	1,228,152.13		1,228,152.13	
		St. Bernard	3,438,426.47		3,438,426.47	
		St. Charles	23,000.20		23,000.20	
		St. James	43,357.27		43,357.27	
		St. John the Baptist	99,803.93		99,803.93	
		St. Tammany	3,010,508.22		3,010,508.22	
		<b>416X-C ROADS &amp; BRIDGES Total</b>		<b>14,643,780.11</b>		<b>14,643,780.11</b>
	416X-D WATER CONTROL FACILITIES	Jefferson	1,444,787.48		1,444,787.48	
Orleans		519,138.68		519,138.68		
Plaquemines		750,177.96		750,177.96		
St. Bernard		311,761.33		311,761.33		
St. Charles		222,754.33		222,754.33		
St. John the Baptist		21,309.02		21,309.02		
St. Tammany		1,069,984.35		1,069,984.35		
		<b>416X-D WATER CONTROL FACILITIES Total</b>		<b>4,339,913.15</b>		<b>4,339,913.15</b>
416X-E PUBLIC BUILDINGS	Jefferson	26,319,445.86	0.00	26,319,445.86		
	Orleans	202,717,376.33		202,717,376.33		
	Plaquemines	71,368,522.56		71,368,522.56		
	St. Bernard	86,154,789.36		86,154,789.36		
	St. Charles	1,609,086.62		1,609,086.62		
	St. James	264,378.48		264,378.48		
	St. John the Baptist	801,917.19	0.00	801,917.19		
	St. Tammany	16,601,113.28		16,601,113.28		
	<b>416X-E PUBLIC BUILDINGS Total</b>		<b>405,836,629.68</b>	<b>0.00</b>	<b>405,836,629.68</b>	
416X-F PUBLIC UTILITIES	Jefferson	3,172,611.93	0.00	3,172,611.93		
	Orleans	89,044,760.06		89,044,760.06		
	Plaquemines	8,770,456.55		8,770,456.55		
	St. Bernard	4,035,845.32		4,035,845.32		
	St. Charles	54,628.05		54,628.05		
	St. James	41,590.30		41,590.30		
	St. John the Baptist	221,724.64		221,724.64		
	St. Tammany	2,881,011.66		2,881,011.66		
	<b>416X-F PUBLIC UTILITIES Total</b>		<b>108,222,628.51</b>	<b>0.00</b>	<b>108,222,628.51</b>	
416X-G RECREATIONAL/OTHER	Jefferson	5,530,123.27		5,530,123.27		
	Orleans	17,689,476.65		17,689,476.65		
	Plaquemines	6,762,045.33		6,762,045.33		
	St. Bernard	4,792,615.43		4,792,615.43		
	St. Charles	234,076.05		234,076.05		
	St. James	139,228.82		139,228.82		
	St. John the Baptist	8,375.94		8,375.94		
	St. Tammany	1,001,393.53		1,001,393.53		
	<b>416X-G RECREATIONAL/OTHER Total</b>		<b>36,157,335.02</b>		<b>36,157,335.02</b>	
<b>Grand Total</b>			<b>1,736,436,136.29</b>	<b>1,363,488.67</b>	<b>1,737,799,624.96</b>	

## **DISASTER RELIEF**

### **Terms Used**

**Direct/Support:** Direct disaster programs provide resources to specifically address the short-, medium-, and long-term consequences of an event on both individuals and communities for declared disasters, emergencies, and fire management assistance grants. Direct costs also support pre-declaration activity (e.g., pre-positioning equipment and people before a hurricane strikes). Disaster support programs allow the Federal Emergency Management Agency (FEMA) to maintain critical, ongoing disaster operations and support infrastructure that supports the timely delivery of all of FEMA's disaster assistance programs. These resources provide for disaster-related support activities, which encompass ongoing operational capabilities that are not readily attributable to any one specific declared disaster.

**Allocations:** Funds set aside for declarations based on estimated needs for the next 30 days or less.

**Commitments:** Funds reserved in financial system based on specific requisitions in anticipation of their obligation.

**Obligations:** Obligations are recorded against allocated funds when contracts are signed, grants awarded, trips taken, mission assignments signed, etc.

**Mission Assignments:** Through Mission Assignments, FEMA tasks and reimburses Other Federal Agencies (OFAs) for providing services under the Stafford Act. These Mission Assignments fall into three categories:

*o Technical Assistance (TA):* OFAs provide expertise to States; 100% Federally funded; No State cost share

*o Direct Federal Assistance (DFA):* Requested by State; subject to State cost share (unless waived in response timeframe); Goods and services provided to the State to save lives and protect property

*o Federal Operations Support (FOS):* 100% Federally funded; No State cost share; Fed to Fed field operations support. This category reflects agreements with Federal agencies to perform services such as providing search and rescue operations, health and medical support, assisting with disease prevention and control, transportation of disaster victims, and delivery of food, water and other essential commodities to disaster victims.

#### **Human Services Categories:**

*o Unemployment:* Disaster Unemployment Assistance for individuals who lose their job as a result of a Presidentially-declared disaster and are not covered by regular unemployment insurance.

*o Crisis Counseling:* Short-term services, provided by FEMA as supplemental funds granted to State and local mental health agencies, available to eligible survivors of Presidentially-declared major disasters.

*o Legal Services:* Legal advice for low income individuals regarding cases that will not produce a fee, provided by The Young Lawyers Division of the American Bar Association, through an agreement with FEMA.

*o Inspections:* Inspections to assess disaster damage.

*o Other Needs Assistance:* Medical, dental, funeral cost, transportation cost and other disaster-related needs within a total cap for Individual Assistance of \$26,200 per individual or household.

*o Housing Assistance:* Lodging expenses reimbursement (for a hotel or motel), rental assistance, home repair cash grant and home replacement cash grants within a total cap for Individual Assistance of \$26,200 per individual or household.

**Mitigation:**

*o Hazard Mitigation:* Long-term hazard mitigation measures after a major disaster declaration. The purpose of the program is to reduce the loss of life and property due to natural disasters and to enable mitigation measures to be implemented during the immediate recovery from a disaster