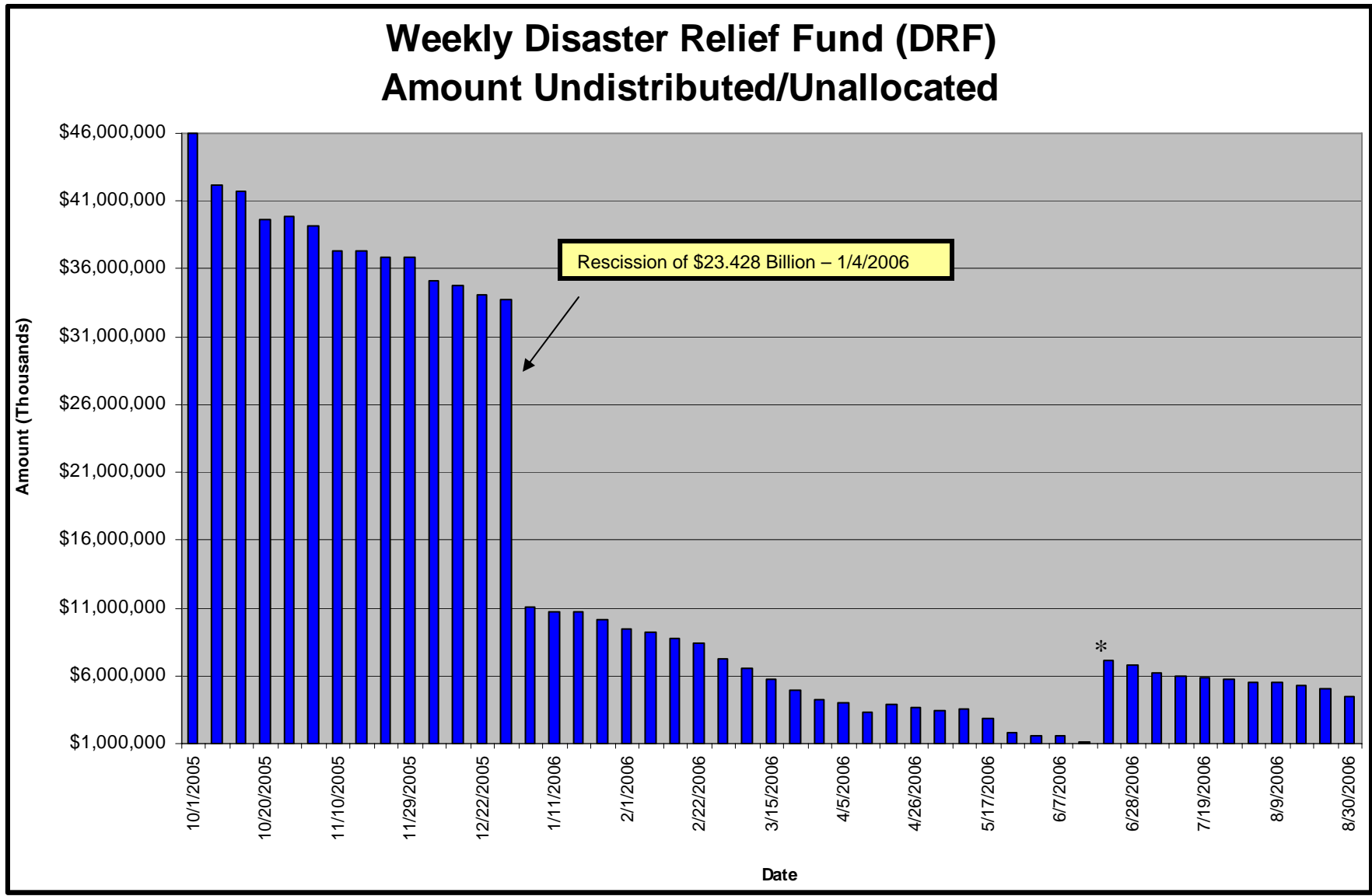


Department of Homeland Security - Federal Emergency Management Agency
Weekly Disaster Relief Fund (DRF) Report
8-30-2006
Congressional Weekly Report

TABLE OF CONTENTS

File	Title of File	Description	Page Numbers
Intro.	Graphical Representations	Graphic Analysis: ▪ DRF Amount Undistributed (10-1-2005 to present)	2
		▪ DRF Amount Undistributed (Current 8 weeks)	3
		▪ Allocations and Obligations for Katrina	4
		▪ Katrina, Rita and Wilma Allocations, Obligations and Expenditures	5
		▪ National Flood Insurance Claims	6
		▪ Manufactured Housing	7
2	Disaster Relief Fund - Status Report	Status of the Disaster Relief Fund	8-9
3	National Flood Insurance Data	Flood Insurance Claims made to Feds, by State; Homes Damaged without Flood Insurance, by State; Households Individual Claim Fully Paid, by State	10-11
4	Housing Data	Hotel and Manufactured Housing Information	12-14
5	Katrina, Rita and Wilma Declarations	Declarations by Major Object Class, Declarations by Program Area and Mission Assignments	15-25
		Vendor Details; Credit Card data; Obligations greater than \$50,000,000; Declarations; Missions Details; New Orleans data	26-84
6	Disaster Relief Terms	Definitions	85-86

FEDERAL EMERGENCY MANAGEMENT AGENCY
DISASTER RELIEF FUND
 10/1/2005 to 8/30/2006

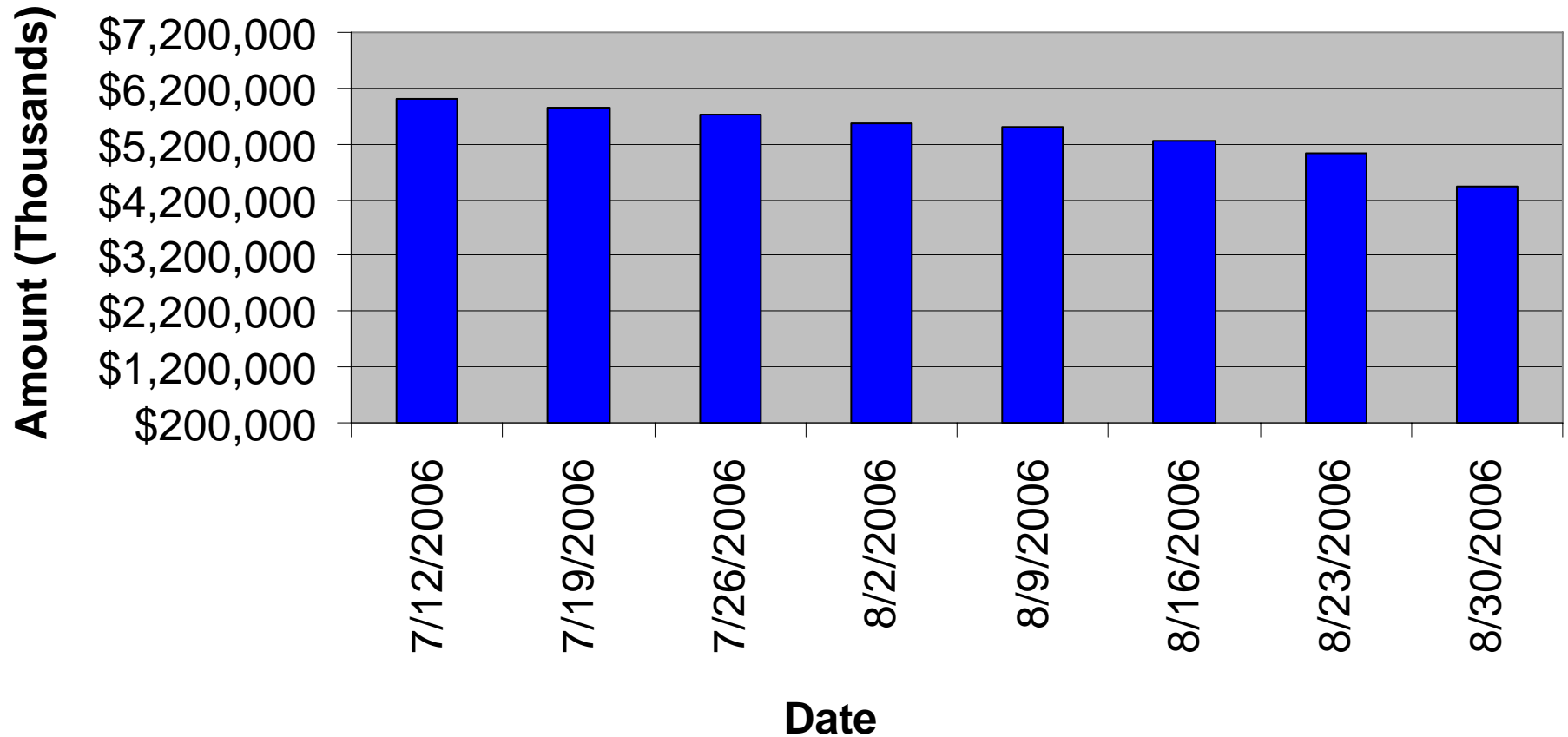


* Note: \$6,000,000 supplemental pursuant to P.L. 109-234

FEDERAL EMERGENCY MANAGEMENT AGENCY
DISASTER RELIEF FUND

As of 8/30/06

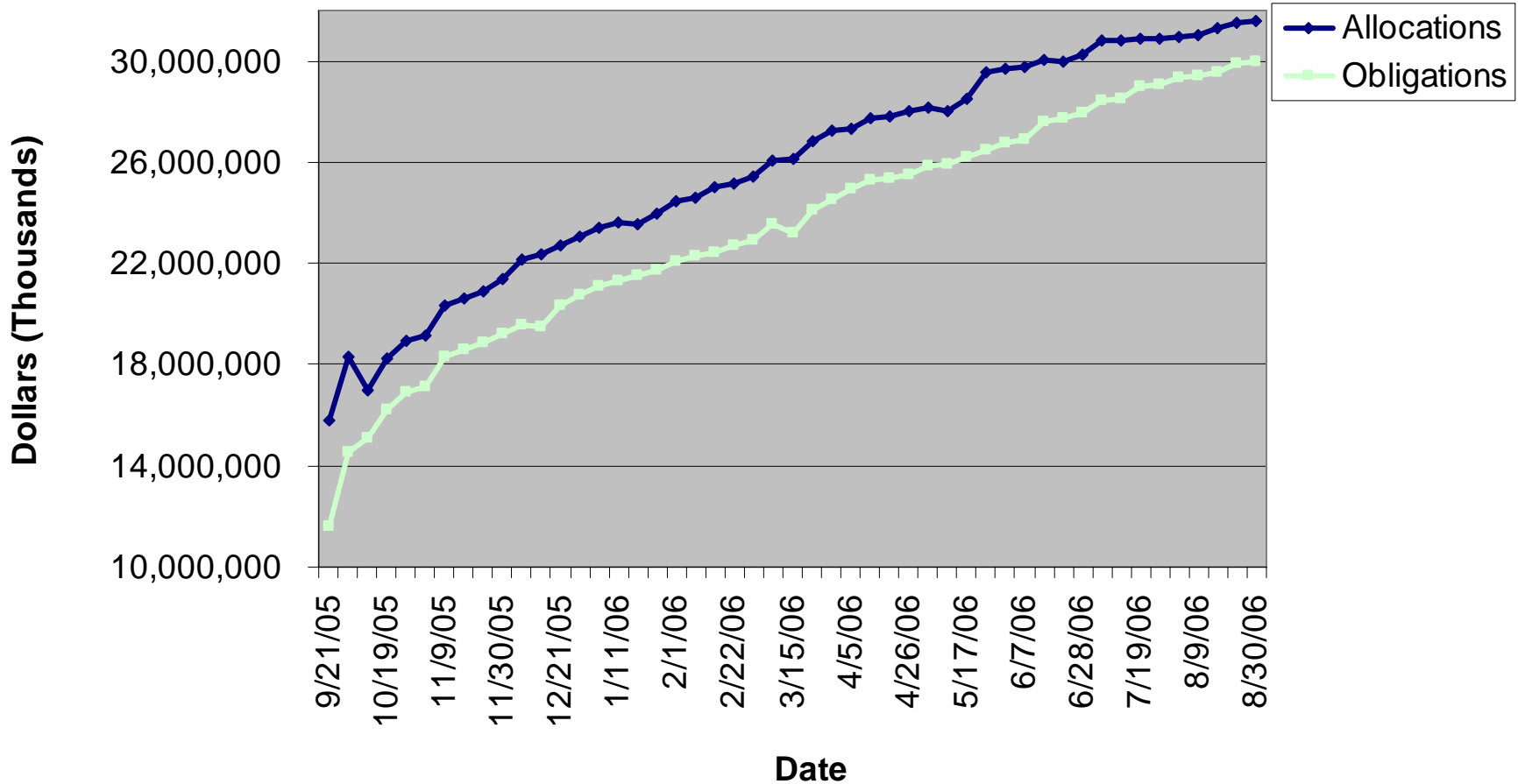
Weekly Disaster Relief Fund (DRF) Amount Undistributed/Unallocated



FEDERAL EMERGENCY MANAGEMENT AGENCY
DISASTER RELIEF FUND

As of 8/30/06

Allocations and Obligations for Katrina



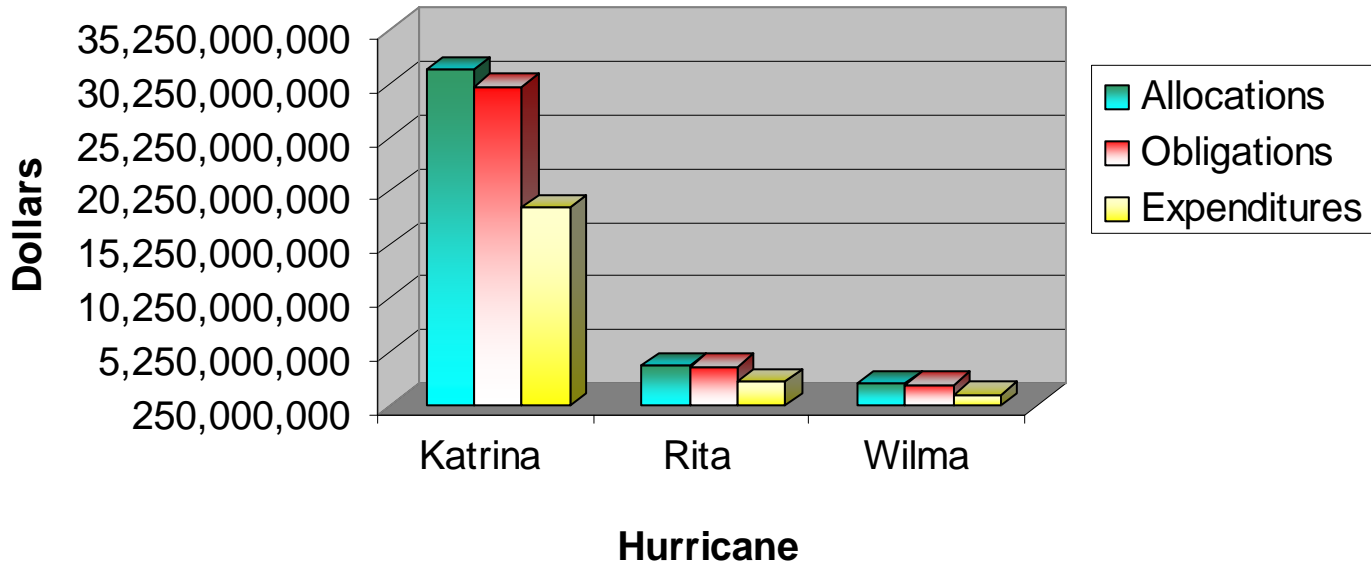
**FEDERAL EMERGENCY MANAGEMENT AGENCY
DISASTER RELIEF FUND**

As of 8/30/06

**Katrina, Rita and Wilma
Allocations, Obligations and Expenditures**

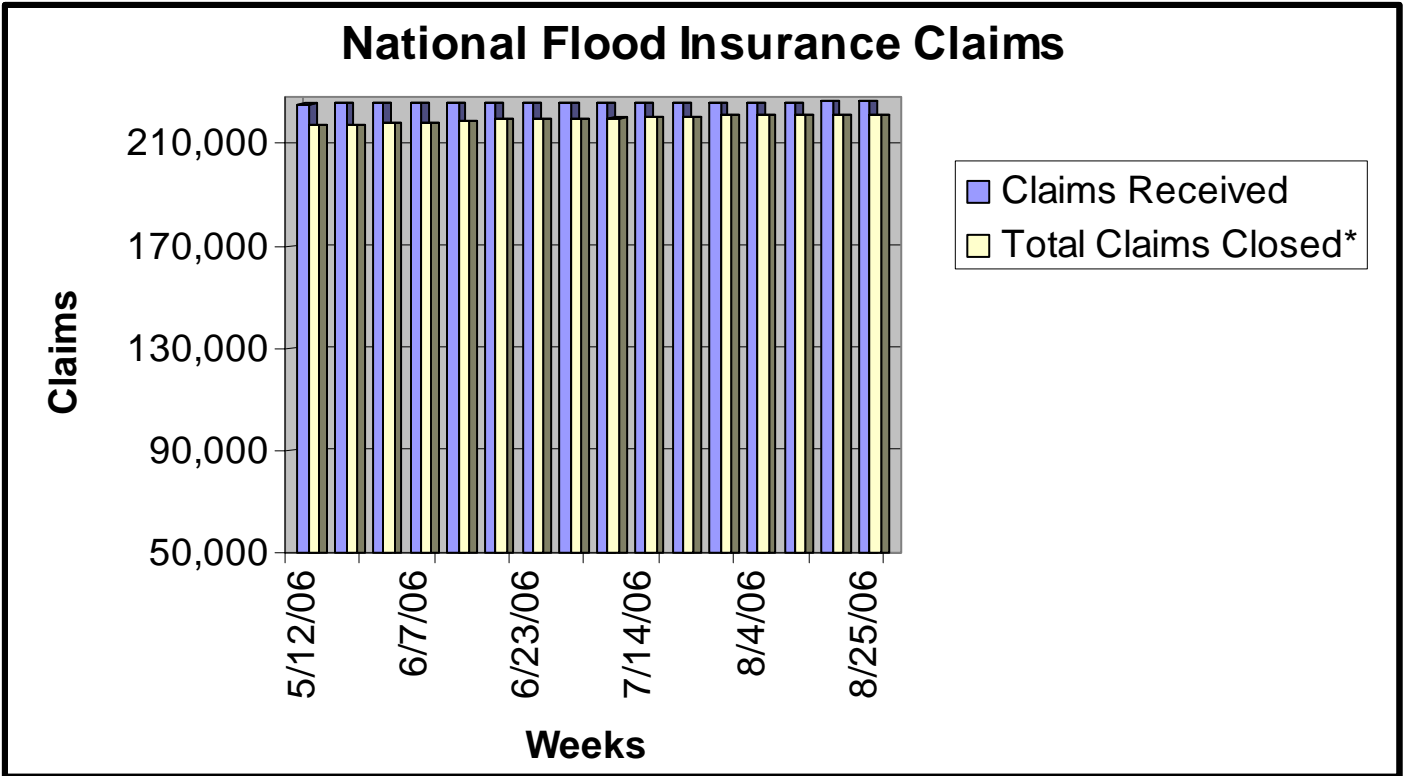
	Katrina	Rita	Wilma	Totals
Allocations	31,579,257,213	3,961,764,537	2,231,459,483	37,772,481,233
Obligations	29,983,051,001	3,828,963,398	2,152,677,058	35,964,691,457
Expenditures	18,709,839,079	2,476,517,393	1,242,409,206	22,428,765,678

Allocations, Obligation and Expenditures for Katrina, Rita and Wilma

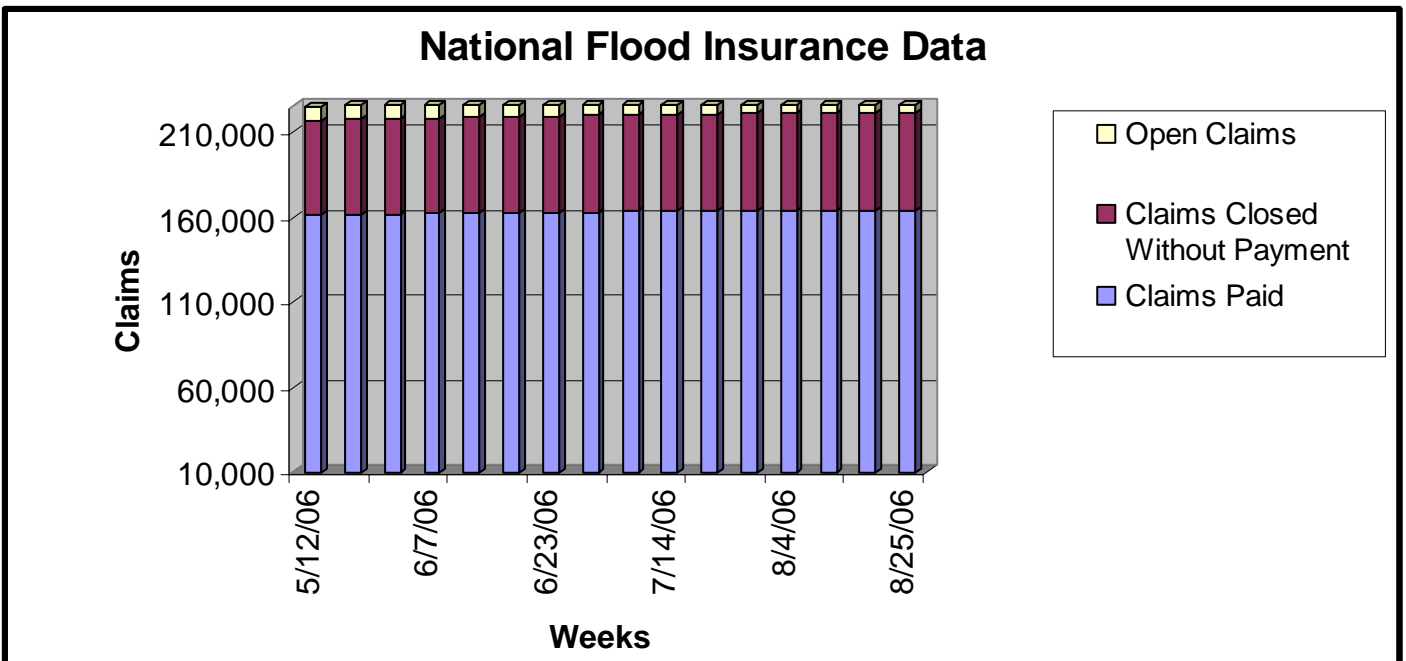


**FEDERAL EMERGENCY MANAGEMENT AGENCY
DISASTER RELIEF FUND**

As of 08/25/06



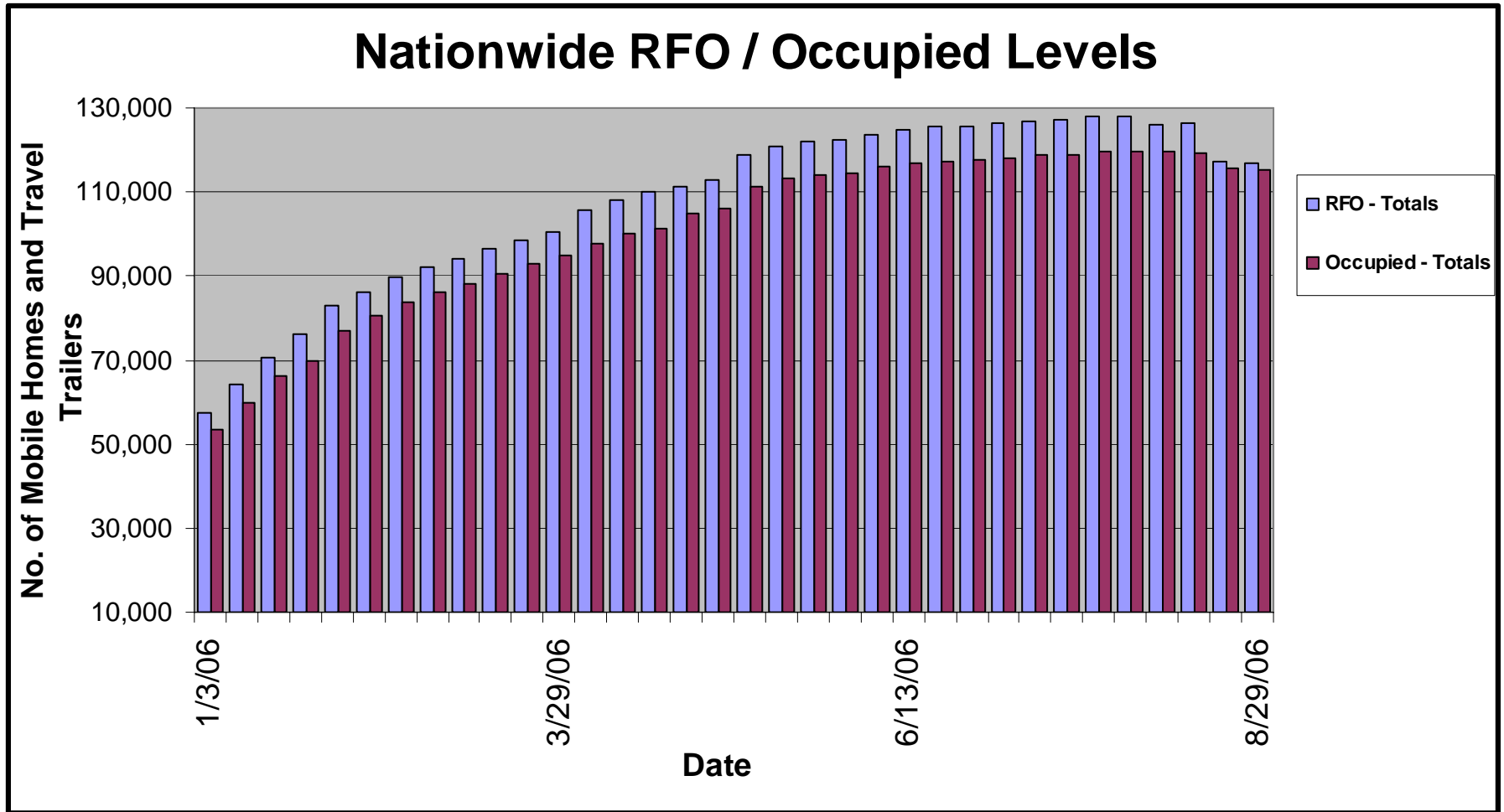
*Note: "Total Claims Closed" incorporates Claims Closed Without Payment (CWOPs) and Claims Paid. CWOPs are claims that are received, but closed without payment because the damage is not covered by the NFIP Standard Flood Insurance Policy.



FEDERAL EMERGENCY MANAGEMENT AGENCY
DISASTER RELIEF FUND

As of 8/29/06

Manufactured Housing Data
Mobile Homes and Travel Trailers Ready for Occupation (RFO) and Occupied



HOMELAND SECURITY - FEDERAL EMERGENCY MANAGEMENT AGENCY
DISASTER RELIEF FUND - FY-2006 ACTIVITY
Dollars in Thousands
As of 08/30/06

Status of the Disaster Relief Fund

	<u>Direct/Support</u>	<u>Change Since Last Report</u>
Status of Obligations:		
FY 2005 APPROPRIATION AVAILABLE:	69,687,736	0
FY 2005 OBLIGATIONS (net of recoveries):	23,158,726	0
FY 2005 UNOBLIGATED BALANCE:	46,529,010	0
FY 2006 APPROPRIATION AVAILABLE:	31,630,076	2,338
TOTAL OBLIGATIONS FY 2006 (net):	22,316,869	193,464
Obligations-FY '05 Recoveries:	2,260,566	2,337
Less: TOTAL OBLIGATIONS FY 2006 (gross):	24,577,435	195,801
UNOBLIGATED BALANCE:	7,052,641	(193,463)
Status of Commitments:		
Less: TOTAL COMMITMENTS:	26,163,329	147,677
UNCOMMITTED BALANCE:	5,466,747	(145,339)
Status of Allocations:		
FUNDS ALLOCATED FY 2005:	23,158,726	0
FUNDS ALLOCATED FY 2006:	27,177,477	575,806
Less: TOTAL OBLIGATIONS FY 2006 (gross):	24,577,435	195,801
UNOBLIGATED ALLOCATION:	2,600,042	380,005
Amount Undistributed/Unallocated:	4,452,599	(573,468)

Includes the rescission of \$23,409,300,000, transfer of \$752,500,000 to the Disaster Assistance Direct Loan Program Account, recoveries of \$2,260,565,060, the addition of the FY 2006 annual appropriation of \$1,752,300,000, the transfer of \$712,000,000 to the Small Business Administration for the Disaster Loan Program Account, the addition of the Fourth Emergency Supplemental appropriation of \$6,000,000,000 and the transfer of \$38,000,000 to the Social Security Administration.

HOMELAND SECURITY - FEDERAL EMERGENCY MANAGEMENT AGENCY
DISASTER RELIEF FUND
Dollars in Thousands
As of 08/30/06

Status of the Katrina Disaster Relief Funds

	<u>Direct/Support</u>	<u>Change Since Last Report</u>
Status of Allocations:		
FUNDS ALLOCATED:	31,579,257	67,466
Less: TOTAL OBLIGATIONS (gross):	29,983,051	69,604
UNOBLIGATED ALLOCATION:	1,596,206	(2,138)
Status of Obligations:		
TOTAL OBLIGATIONS (gross):	29,983,051	69,604

Status of the Rita Disaster Relief Funds

	<u>Direct/Support</u>	<u>Change Since Last Report</u>
Status of Allocations:		
FUNDS ALLOCATED:	3,961,765	-14,036
Less: TOTAL OBLIGATIONS (gross):	3,828,963	8,855
UNOBLIGATED ALLOCATION:	132,801	(22,892)
Status of Obligations:		
TOTAL OBLIGATIONS (gross):	3,828,963	8,855

Status of the Wilma Disaster Relief Funds

	<u>Direct/Support</u>	<u>Change Since Last Report</u>
Status of Allocations:		
FUNDS ALLOCATED:	2,231,459	17,800
Less: TOTAL OBLIGATIONS (gross):	2,152,677	17,137
UNOBLIGATED ALLOCATION:	78,782	663
Status of Obligations:		
TOTAL OBLIGATIONS (gross):	2,152,677	17,137

Disaster Relief Fund: Details by Disaster Declaration (Katrina)						
Hurricane Katrina			Allocations	Obligations	Unobligated	
Florida	Declared 8/28/05	1602DR	195,972	191,218	4,755	
Louisiana	Declared 8/27/05	3212EM	8,508	8,508	0	
Louisiana	Declared 8/28/05	1603DR	19,758,054	18,825,436	932,618	
Subtotal, LA			19,766,562	18,833,944	932,618	
Mississippi	Declared 8/28/05	3213EM	2,640	2,640	0	
Mississippi	Declared 8/28/05	1604DR	9,620,557	9,029,748	590,809	
Subtotal, MS			9,623,197	9,032,388	590,809	
Alabama	Declared 8/28/05	3214EM	84	84	0	
Alabama	Declared 8/28/05	1605DR	1,159,657	1,118,646	41,011	
Subtotal, AL			1,159,741	1,118,730	41,011	
Evacuations						
Arkansas	Declared 9/02/05	3215EM	54,221	54,191	29	
Texas	Declared 9/02/05	3216EM	602,257	599,326	2,931	
Tennessee	Declared 9/05/05	3217EM	29,088	28,288	800	
Georgia	Declared 9/05/05	3218EM	20,953	17,030	3,923	
Oklahoma	Declared 9/05/05	3219EM	14,427	12,649	1,779	
Florida	Declared 9/05/05	3220EM	9,202	7,848	1,354	
West Virginia	Declared 9/05/05	3221EM	907	886	21	
North Carolina	Declared 9/05/05	3222EM	2,002	1,983	19	
Utah	Declared 9/05/05	3223EM	2,010	1,992	18	
Colorado	Declared 9/05/05	3224EM	14,411	14,173	238	
Michigan	Declared 9/07/05	3225EM	2,524	2,263	260	
District of Columbia	Declared 9/07/05	3226EM	1,939	1,891	49	
Washington	Declared 9/07/05	3227EM	3,429	3,401	28	
Oregon	Declared 9/07/05	3228EM	2,120	2,113	7	
New Mexico	Declared 9/07/05	3229EM	2,246	1,697	550	
Illinois	Declared 9/07/05	3230EM	2,704	2,520	185	
Kentucky	Declared 9/10/05	3231EM	4,310	4,140	170	
Missouri	Declared 9/10/05	3232EM	2,671	2,597	74	
South Carolina	Declared 9/10/05	3233EM	3,657	3,637	20	
South Dakota	Declared 9/10/05	3234EM	294	274	21	
Pennsylvania	Declared 9/10/05	3235EM	3,166	3,154	11	
Kansas	Declared 9/10/05	3236EM	164	163	0	
Alabama	Declared 9/10/05	3237EM	4,000	3,840	160	
Indiana	Declared 9/10/05	3238EM	4,151	3,932	218	
Iowa	Declared 9/10/05	3239EM	238	228	10	
Virginia	Declared 9/12/05	3240EM	724	704	20	
Arizona	Declared 9/12/05	3241EM	7,550	7,548	2	
Minnesota	Declared 9/13/05	3242EM	15,024	3,896	11,129	
Nevada	Declared 9/13/05	3243EM	1,317	1,009	309	
Idaho	Declared 9/13/05	3244EM	679	653	26	
Nebraska	Declared 9/13/05	3245EM	211	211	0	
Connecticut	Declared 9/13/05	3246EM	1,043	722	322	
North Dakota	Declared 9/13/05	3247EM	66	51	15	
California	Declared 9/13/05	3248EM	903	698	205	
Wisconsin	Declared 9/13/05	3249EM	3,526	2,971	555	
Ohio	Declared 9/13/05	3250EM	2,544	2,500	44	
Maryland	Declared 9/13/05	3251EM	1,744	1,649	94	
Massachusetts	Declared 9/13/05	3252EM	6,216	6,043	173	
Montana	Declared 9/13/05	3253EM	443	433	10	
Rhode Island	Declared 9/19/05	3255EM	1,525	1,156	369	
Maine	Declared 9/19/05	3256EM	106	57	49	
New Jersey	Declared 9/19/05	3257EM	201	182	20	
New Hampshire	Declared 9/19/05	3258EM	106	16	90	
New York	Declared 9/30/05	3262EM	2,613	1,955	659	
Delaware	Declared 9/30/05	3263EM	151	101	50	
Subtotal, Evacuations			833,785	806,771	27,014	
Total, Katrina			31,579,257	29,983,051	1,596,206	
Disaster Relief Fund: Details by Disaster Declaration (Rita)						
Hurricane Rita			Allocations	Obligations	Unobligated	
Florida	Declared 9/20/05	3259EM	10,391	10,213	178	
Louisiana	Declared 9/21/05	3260EM	275	275	0	
Louisiana	Declared 9/24/05	1607DR	1,776,670	1,732,704	43,966	
Subtotal, Louisiana			1,776,945	1,732,979	43,966	
Texas	Declared 9/21/05	3261EM	103,114	103,083	31	
Texas	Declared 9/24/05	1606DR	2,071,314	1,982,689	88,626	
Subtotal, Texas			2,174,429	2,085,772	88,657	
Total, Rita			3,961,765	3,828,963	132,801	
Disaster Relief Fund: Details by Disaster Declaration (Wilma)						
Hurricane Wilma			Allocations	Obligations	Unobligated	
Florida	Declared 10/24/05	1609DR	2,231,459	2,152,677	78,782	
Subtotal, FL			2,231,459	2,152,677	78,782	
Total, Wilma			2,231,459	2,152,677	78,782	

National Flood Insurance Program Data for Hurricanes Katrina and Rita

As of 08/25/2006

Number of Flood Insurance Claims Made to Feds, by State*	
State and Disaster Number	Number of Losses Received
Florida, DR-1602	9,021
Louisiana, DR-1603	177,827
Mississippi, DR-1604	19,006
Alabama, DR-1605	5,723
Texas, DR-1606	3,930
Louisiana, DR-1607	10,910
TOTAL	226,417

*The data above is gathered through telephone surveys of NFIP Write Your Own companies and represents the best available information. These numbers should be regarded as preliminary estimates.

As of 3/28/06

Number of Homes Damaged Without Flood Insurance, by State**	
State and Disaster Number	Number of Registrants Reporting No Flood Insurance
Florida, DR-1602	733
Louisiana, DR-1603 and 1607	32,768
Mississippi, DR-1604	26,716
Alabama, DR-1605	1,743
Texas, DR-1606	889
TOTAL	62,849

**Reports dated before 3/28/06 were based on households reported as flood damaged by the "applicants" when they originally filed for assistance. The data above represents the number of owners and renters (households) that registered through FEMA's National Processing Service Center, and subsequently received an inspection by FEMA or SBA. This report consists of only those households verified by inspection as flood damaged, including homes where sensors recorded flooding activity.

As of 08/25/2006

Number of Households Individual Claim Fully Paid, by State***	
State and Disaster Number	Number of Losses Paid
Florida, DR-1602	5,769
Louisiana, DR-1603	126,860
Mississippi, DR-1604	17,137
Alabama, DR-1605	5,059
Texas, DR-1606	1,700
Louisiana, DR-1607	7,402
TOTAL	163,927

***"Losses Paid" are numbers generated from estimates received from the NFIP Write Your Own companies. These numbers represent all NFIP policies, both commercial and residential. This data represents the best information available at this time. These numbers should be regarded as preliminary estimates.

As of 08/25/2006

Number of Flood Insurance Claims Closed Without Payment (CWOP)*	
State and Disaster Number	Number of CWOP Claims
Florida, DR-1602	3,012
Louisiana, DR-1603	47,251
Mississippi, DR-1604	1,506
Alabama, DR-1605	548
Texas, DR-1606	2,090
Louisiana, DR-1607	3,127
TOTAL	57,534

*The data above is gathered through telephone surveys of NFIP Write Your Own companies and represents the best available information. These numbers should be regarded as preliminary estimates. CWOPs are claims that are received, but closed without payment because the damage is not covered by the NFIP Standard Flood Insurance Policy.

**Hurricanes Katrina, Rita and Wilma
Hotel and Motel Data*
As of 8/30/06**

Hotel & Motel Rooms	
State	Authorization Codes
LA	29
Total	29

*As of 5/02/06, FEMA tracks hotel occupancy through the use of authorization codes rather than hotel rooms. Authorization codes are issued to individual applicants (or an individual on behalf of a household) who meet eligibility and verification requirements to occupy a FEMA funded hotel room(s). While the number of authorization codes issued roughly reflects the number of rooms occupied, it is not a direct correlation.

MANUFACTURED HOUSING DATA AS OF 8/29/2006

Hurricanes Katrina / Rita Manufactured Housing Data		8.29.06
Louisiana		
Inventory at Staging Area		4,322
Travel Trailers		3,418
Mobile Homes		243
Modular Housing		661
Issued from Staging Area -Today		5
Pads - Leased (1)		16,737
Pads - Leases Pending		100
Cumulative RFO		76,544
Travel Trailers		71,921
Mobile Homes		4,623
Occupied		75,116
Travel Trailers		70,531
Mobile Homes		4,585
Mississippi		
Inventory at Staging Area		1,565
Travel Trailers		1,074
Mobile Homes		491
Modular Housing		0
Issued from Staging Area -Today		19
Pads - Leased (1)		6,245
Pads - Leases Pending		201
Cumulative RFO		35,921
Travel Trailers		31,131
Mobile Homes		4,790
Occupied		35,741
Travel Trailers		31,010
Mobile Homes		4,731
Alabama		
Inventory at Staging Area		2,879
Travel Trailers		1,839
Mobile Homes		1,040
Modular Housing		0
Issued from Staging Area -Today		0
Pads - Leased (1)		184
Pads - Leases Pending		0
Cumulative RFO		850
Travel Trailers		850
Mobile Homes		0
Occupied		850
Travel Trailers		850
Mobile Homes		0

MANUFACTURED HOUSING DATA AS OF 8/29/2006

Hurricanes Katrina / Rita Manufactured Housing Data Continued	
Texas	
Inventory at Staging Area	11,637
Travel Trailers	125
Mobile Homes	10,891
Modular Housing	621
Issued from Staging Area-Today	1
Pads - Leased (1)	194
Pads - Leases Pending	0
Cumulative RFO	3,489
Travel Trailers	3,489
Mobile Homes	0
Occupied	3,472
Travel Trailers	3,472
Mobile Homes	0
Florida	
Inventory at Staging Area	275
Travel Trailers	157
Mobile Homes	118
Modular Housing	0
Issued from Staging Area -Today	2
Totals	
Cumulative RFO	116,804
Occupied	115,179
Comments	
The figures contained in this report are based on best available data.	
» Report includes travel trailer, mobile home data and modular housing data.	
» Staging areas: LA - New Orleans, Baton Rouge and Lake Charles; AR - Hope;	
AL - Selma-Craig and Summerdale; TX - Texarkana and Jasper; MS - Purvis and Carne	
» FL-LT manages Florida manufactured housing.	
» Emergency Housing Sites include industrial, commercial, private and group sites.	
Notes:	
1. Excludes private and industrial EGS.	
2. Includes private, industrial, commercial and group sites.	

KATRINA DECLARATIONS BY MAJOR OBJECT CLASS

AS OF 08-30-2006

ROUNDED TO THE NEAREST DOLLAR / PERCENT

PROGRAM AREA	PROGRAM NAME	ALLOCATIONS	UN-OBLIGATED COMMITMENTS	OBLIGATIONS	UN-OBLIGATED ALLOCATIONS(c)	UN-LIQUIDATED OBLIGATIONS	EXPENDITURES	ALLOCATION AVAILABLE
1-HUMAN SERVICES	2503-UNEMPLOYMENT	423,459,491		410,183,399	13,276,092		410,183,399	13,276,092
	2504-CRISIS COUNSELING-NIMH	70,531,403	300,000	33,211,359	37,320,044	4,439,993	28,771,366	37,020,044
	2576-LEGAL SERVICES	348,073	80,316	267,249	80,824	139,982	127,267	508
	2592-INSPECTIONS	235,721,214	29,249,187	227,340,219	8,380,996	90,719,408	136,620,811	(20,868,192)
	4149-OTHER NEEDS ASSISTANCE	1,851,489,314		1,851,489,214	100	46,919,123	1,804,570,091	100
	414X-HOUSING ASSISTANCE	4,110,666,858	5,883	4,108,302,803	2,364,055	16,811,712	4,091,491,091	2,358,172
	4152-CRISIS COUNSELING-SCC	40,697,364		40,151,560	545,804	16,970,495	23,181,065	545,804
	IMMEDIATE NEEDS ASSISTANCE			10,000	(10,000)	10,000		(10,000)
MANUFACTURED HOUSING	7,515,600,897	959,517,144	6,478,414,527	1,037,186,370	1,588,573,932	4,889,840,595	77,669,226	
TOTAL	14,248,514,615	989,152,530	13,149,370,329	1,099,144,286	1,764,584,645	11,384,785,684	109,991,756	
2-INFRASTRUCTURE	2594-INSPECTIONS	435,087,329	57,022,760	415,395,917	19,691,412	120,721,259	294,674,658	(37,331,348)
	416X-PUBLIC ASSISTANCE	5,822,784,025		5,781,140,560	41,643,465	2,897,690,878	2,883,449,683	41,643,465
TOTAL	6,257,871,354	57,022,760	6,196,536,477	61,334,876	3,018,412,137	3,178,124,340	4,312,116	
3-MITIGATION	2593-INSPECTIONS	30,722,196	3,642,047	22,498,585	8,223,611	13,279,333	9,219,251	4,581,565
	4173-HAZARD MITIGATION	15,882,243		15,882,243		14,483,733	1,398,510	
TOTAL	46,604,439	3,642,047	38,380,828	8,223,611	27,763,066	10,617,762	4,581,565	
4-OPERATIONS	2507-MISSIONS-TA	27,130,756		24,687,256	2,443,500	21,222,433	3,464,823	2,443,500
	2508-MISSIONS-DFa	4,983,438,333		4,967,937,397	15,500,936	3,990,152,028	977,785,368	15,500,936
	TOTAL	5,010,569,089		4,992,624,653	17,944,436	4,011,374,461	981,250,191	17,944,436
5-ADMINISTRATION	11XX-SALARIES & BENEFITS	386,975,611		387,750,494	(774,883)		387,750,494	(774,883)
	21XX-TRAVEL	220,007,608	3,212,334	214,479,757	5,527,851	13,857,691	200,622,066	2,315,517
	22XX-TRANSPORTION	45,774,335	258,048	41,722,703	4,051,632	5,532,823	36,189,880	3,793,585
	23XX-RENT, COMM. UTILITIES	302,187,561	26,117,029	271,501,045	30,686,515	68,076,208	203,424,838	4,569,486
	24XX-PRINT & REPRO	5,714,608	560,060	4,937,105	777,504	2,786,905	2,150,200	217,444
	2501-MISSIONS-FOS	2,189,401,077		2,186,108,249	3,292,828	1,544,530,251	641,577,999	3,292,828
	25XX-OTHER SERVICES	2,019,246,435	234,430,974	1,702,201,298	317,045,136	634,428,498	1,067,772,800	82,614,162
	26XX-SUPPLIES & MATERIALS	546,242,312	21,960,423	519,125,043	27,117,269	117,804,718	401,320,325	5,156,845
	31XX-EQUIPMENT	213,084,234	14,504,208	193,850,961	19,233,273	21,750,333	172,100,628	4,729,064
	32XX-LAND & STRUCTURES	11,868,466	2,241,961	9,266,589	2,601,877	1,313,788	7,952,801	359,916
	4101-URBAN SEARCH & RESCUE	75,195,470		75,195,469	1	40,996,398	34,199,071	1
	TOTAL	6,015,697,717	303,285,037	5,606,138,714	409,559,003	2,451,077,612	3,155,061,102	106,273,966
	GRAND TOTAL	31,579,257,213	1,353,102,374	29,983,051,001	1,596,206,212	11,273,211,921	18,709,839,079	243,103,838

KATRINA DECLARATIONS BY PROGRAM AREA

AS OF 08-30-2006

PROGRAM CODE	STATE NAME	PROGRAM AREA	ALLOCATIONS	UN-OBLIGATED COMMITMENTS	OBLIGATIONS	UN-OBLIGATED ALLOCATIONS(c)	UN-LIQUIDATED OBLIGATIONS	EXPENDITURES	ALLOCATION AVAILABLE
1602DR	FLORIDA	2-INFRASTRUCTURE	163,558,474		163,583,148	(24,674)	39,751,259	123,831,889	(24,674)
		4-OPERATIONS	10,000		10,000		10,000		
		5-ADMINISTRATION	32,403,764	254,735	27,624,487	4,779,277	14,555,274	13,069,212	4,524,543
		TOTAL	195,972,238	254,735	191,217,634	4,754,604	54,316,533	136,901,101	4,499,869
1603DR	LOUISIANA	1-HUMAN SERVICES	10,141,799,527	514,622,895	9,582,594,844	559,204,683	1,315,194,325	8,267,400,519	44,581,788
		2-INFRASTRUCTURE	3,474,478,497	56,136,560	3,441,845,447	32,633,050	1,908,097,878	1,533,747,569	(23,503,510)
		3-MITIGATION	15,702,216	1,508,182	10,493,034	5,209,182	6,025,678	4,467,357	3,701,000
		4-OPERATIONS	3,079,525,833		3,072,024,398	7,501,435	2,382,319,458	689,704,940	7,501,435
		5-ADMINISTRATION	3,046,548,308	252,371,779	2,718,478,473	328,069,835	1,124,176,925	1,594,301,548	75,698,056
TOTAL	19,758,054,382	824,639,416	18,825,436,196	932,618,185	6,735,814,264	12,089,621,932	107,978,769		
1604DR	MISSISSIPPI	1-HUMAN SERVICES	3,444,156,813	450,981,059	2,928,008,741	516,148,072	391,407,621	2,536,601,121	65,167,013
		2-INFRASTRUCTURE	1,757,046,839	885,200	1,754,363,516	2,683,322	924,861,360	829,502,156	1,798,122
		3-MITIGATION	21,544,362	2,133,865	18,638,662	2,905,700	13,848,975	4,789,688	771,835
		4-OPERATIONS	1,709,712,910		1,709,269,909	443,001	1,476,944,293	232,325,616	443,001
		5-ADMINISTRATION	2,688,095,819	48,050,409	2,619,467,328	68,628,492	1,217,561,601	1,401,905,727	20,578,083
TOTAL	9,620,556,743	502,050,533	9,029,748,157	590,808,587	4,024,623,849	5,005,124,308	88,758,054		
1605DR	ALABAMA	1-HUMAN SERVICES	662,558,274	23,548,576	638,766,743	23,791,531	57,982,699	580,784,045	242,955
		2-INFRASTRUCTURE	100,426,362		99,560,135	866,227	25,330,048	74,230,087	866,227
		3-MITIGATION	9,357,861		9,249,131	108,730	7,888,414	1,360,718	108,730
		4-OPERATIONS	181,500,000		171,500,000	10,000,000	113,830,296	57,669,704	10,000,000
		5-ADMINISTRATION	205,814,054	2,603,685	199,569,961	6,244,092	73,652,208	125,917,754	3,640,407
TOTAL	1,159,656,551	26,152,261	1,118,645,971	41,010,580	278,683,664	839,962,306	14,858,320		
3212EM	LOUISIANA	2-INFRASTRUCTURE							
		4-OPERATIONS	1,500,000		1,500,000		1,497,904	2,096	
		5-ADMINISTRATION	7,008,058		7,008,058		6,246,960	761,098	
		TOTAL	8,508,058		8,508,058		7,744,864	763,194	
3213EM	MISSISSIPPI	2-INFRASTRUCTURE							
		4-OPERATIONS							
		5-ADMINISTRATION	2,639,985		2,639,985		2,482,468	157,517	
		TOTAL	2,639,985		2,639,985		2,482,468	157,517	
3214EM	ALABAMA	2-INFRASTRUCTURE							
		4-OPERATIONS							
		5-ADMINISTRATION	84,454		84,454		31,478	52,976	
		TOTAL	84,454		84,454		31,478	52,976	
3215EM	ARKANSAS	2-INFRASTRUCTURE	46,325,491		46,325,886	(395)	1,701,587	44,624,299	(395)
		4-OPERATIONS	3,500,000		3,500,000		3,500,000		
		5-ADMINISTRATION	4,395,434		4,365,549	29,885	706,168	3,659,381	29,885
		TOTAL	54,220,925		54,191,435	29,491	5,907,754	48,283,680	29,491
3216EM	TEXAS	2-INFRASTRUCTURE	548,450,699		546,347,631	2,103,068	76,554,164	469,793,467	2,103,068
		4-OPERATIONS	33,815,346		33,815,346		32,267,510	1,547,836	
		5-ADMINISTRATION	19,990,478	1,159	19,162,741	827,737	9,364,596	9,798,145	826,578
		TOTAL	602,256,523	1,159	599,325,718	2,930,805	118,186,270	481,139,448	2,929,646
3217EM	TENNESSEE	2-INFRASTRUCTURE	29,000,000		28,199,660	800,340	2,315,441	25,884,219	800,340
		4-OPERATIONS	5,000		5,000		5,000		
		5-ADMINISTRATION	83,363		83,363		2,000	81,363	
		TOTAL	29,088,363		28,288,023	800,340	2,322,441	25,965,582	800,340
3218EM	GEORGIA	2-INFRASTRUCTURE	20,900,000		16,976,883	3,923,117	7,129,833	9,847,050	3,923,117
		5-ADMINISTRATION	52,767		52,767		52,000	767	
		TOTAL	20,952,767		17,029,650	3,923,117	7,181,833	9,847,817	3,923,117
3219EM	OKLAHOMA	2-INFRASTRUCTURE	14,250,313		12,486,777	1,763,536	632,146	11,854,631	1,763,536
		5-ADMINISTRATION	176,910		161,938	14,972	12,604	149,334	14,972
		TOTAL	14,427,223		12,648,715	1,778,508	644,751	12,003,965	1,778,508
3220EM	FLORIDA	2-INFRASTRUCTURE	9,200,000		7,845,819	1,354,181	5,573,635	2,272,184	1,354,181
		5-ADMINISTRATION	2,272		2,272		2,272		
		TOTAL	9,202,272		7,848,091	1,354,181	5,573,635	2,274,456	1,354,181
3221EM	WEST VIRGINIA	2-INFRASTRUCTURE	783,000		782,658	342	16,327	766,331	342
		5-ADMINISTRATION	123,811		103,490	20,321	103,490	20,321	
		TOTAL	906,811		886,148	20,663	16,327	869,821	20,663
3222EM	NORTH CAROLINA	2-INFRASTRUCTURE	2,000,000		1,980,608	19,392	417,121	1,563,487	19,392
		5-ADMINISTRATION	2,261		2,261		2,000	261	
		TOTAL	2,002,261		1,982,869	19,392	419,121	1,563,748	19,392

PROGRAM CODE	STATE NAME	PROGRAM AREA	ALLOCATIONS	UN-OBLIGATED COMMITMENTS	OBLIGATIONS	UN-OBLIGATED ALLOCATIONS(c)	UN-LIQUIDATED OBLIGATIONS	EXPENDITURES	ALLOCATION AVAILABLE
3223EM	UTAH	2-INFRASTRUCTURE	1,928,275	1,000	1,927,275	1,000	513,872	1,413,402	0
		4-OPERATIONS							
		5-ADMINISTRATION	81,798		64,814	16,984	11,507	53,307	16,984
		TOTAL	2,010,073	1,000	1,992,088	17,984	525,380	1,466,709	16,984
3224EM	COLORADO	2-INFRASTRUCTURE	13,597,030		13,534,963	62,067	34,136	13,500,827	62,067
		4-OPERATIONS							
		5-ADMINISTRATION	814,280		637,990	176,290	7,997	629,993	176,290
		TOTAL	14,411,310		14,172,953	238,357	42,133	14,130,820	238,357
3225EM	MICHIGAN	2-INFRASTRUCTURE	1,920,000		1,836,248	83,752	182,952	1,653,296	83,752
		5-ADMINISTRATION	603,594		426,975	176,619	38,596	388,378	176,619
		TOTAL	2,523,594		2,263,223	260,371	221,549	2,041,674	260,371
		2-INFRASTRUCTURE	1,838,568		1,836,498	2,070	1,836,498		2,070
3226EM	DISTRICT OF COLUMBIA	5-ADMINISTRATION	100,803		54,053	46,751		54,053	46,751
		TOTAL	1,939,371		1,890,551	48,821	1,836,498	54,053	48,821
		2-INFRASTRUCTURE	2,998,033		2,998,031	2	2,439,566	558,465	2
		5-ADMINISTRATION	431,046		402,829	28,217	11,353	391,477	28,217
3227EM	WASHINGTON	TOTAL	3,429,079		3,400,861	28,218	2,450,919	949,942	28,218
		2-INFRASTRUCTURE	2,075,047		2,075,040	7	1,477,270	597,770	7
		5-ADMINISTRATION	45,053		38,096	6,957	6,181	31,915	6,957
		TOTAL	2,120,100		2,113,136	6,964	1,483,451	629,685	6,964
3229EM	NEW MEXICO	2-INFRASTRUCTURE	2,139,828		1,626,508	513,320	1,194,044	432,464	513,320
		5-ADMINISTRATION	106,507		70,132	36,375	3,770	66,361	36,375
		TOTAL	2,246,335		1,696,640	549,695	1,197,814	498,826	549,695
		2-INFRASTRUCTURE	2,418,578		2,277,879	140,699	1,194,653	1,083,226	140,699
3230EM	ILLINOIS	5-ADMINISTRATION	285,818		241,637	44,181	43,880	197,757	44,181
		TOTAL	2,704,396		2,519,516	184,880	1,238,534	1,280,982	184,880
		2-INFRASTRUCTURE	4,300,000		4,129,572	170,428	2,462,352	1,667,220	170,428
		5-ADMINISTRATION	9,961		9,961		2,000	7,961	
3231EM	KENTUCKY	TOTAL	4,309,961		4,139,533	170,428	2,464,352	1,675,181	170,428
		2-INFRASTRUCTURE	2,005,000		1,958,975	46,025	1,922,575	36,400	46,025
		5-ADMINISTRATION	665,895		637,790	28,105	14,143	623,647	28,105
		TOTAL	2,670,895		2,596,765	74,131	1,936,718	660,047	74,131
3232EM	MISSOURI	2-INFRASTRUCTURE	3,614,915		3,594,917	19,998	126,904	3,468,013	19,998
		5-ADMINISTRATION	42,089		42,089		2,000	40,089	
		TOTAL	3,657,004		3,637,006	19,998	128,904	3,508,102	19,998
		2-INFRASTRUCTURE	261,722		261,676	46	50,344	211,332	46
3234EM	SOUTH DAKOTA	5-ADMINISTRATION	32,700		12,086	20,614	1,734	10,352	20,614
		TOTAL	294,422		273,761	20,661	52,078	221,684	20,661
		2-INFRASTRUCTURE	2,890,000		2,889,660	340	850,036	2,039,624	340
		5-ADMINISTRATION	275,775		264,647	11,129		264,647	11,129
3235EM	PENNSYLVANIA	TOTAL	3,165,775		3,154,306	11,469	850,036	2,304,270	11,469
		2-INFRASTRUCTURE	163,200		163,069	131	9,135	153,933	131
		5-ADMINISTRATION	351		351	0	0	351	0
		TOTAL	163,551		163,419	132	9,136	154,284	132
3237EM	ALABAMA	2-INFRASTRUCTURE	3,000,000		2,840,416	159,584	32,226	2,808,190	159,584
		4-OPERATIONS	1,000,000		1,000,000		1,000,000		
		5-ADMINISTRATION							
		TOTAL	4,000,000		3,840,416	159,584	1,032,226	2,808,190	159,584
3238EM	INDIANA	2-INFRASTRUCTURE	4,127,992		3,930,006	197,986	3,893,756	36,250	197,986
		5-ADMINISTRATION	22,864		2,392	20,472	96	2,297	20,472
		TOTAL	4,150,856		3,932,398	218,458	3,893,852	38,546	218,458
		2-INFRASTRUCTURE	222,618		222,618		6,968	215,650	
3239EM	IOWA	5-ADMINISTRATION	15,278		5,639	9,638		5,639	9,638
		TOTAL	237,895		228,257	9,638	6,968	221,289	9,638
		2-INFRASTRUCTURE	593,100		592,846	254	169,166	423,680	254
		5-ADMINISTRATION	130,910		111,522	19,388		19,388	
3240EM	VIRGINIA	TOTAL	724,010		704,368	19,642	169,166	535,202	19,642
		2-INFRASTRUCTURE	5,292,410		5,292,115	295	95,822	5,196,293	295
		5-ADMINISTRATION	2,257,438		2,256,062	1,376	1,999,342	256,720	1,376
		TOTAL	7,549,848		7,548,177	1,670	2,095,164	5,453,013	1,670
3242EM	MINNESOTA	2-INFRASTRUCTURE	15,000,000		3,893,657	11,106,343	2,459,694	1,433,962	11,106,343
		5-ADMINISTRATION	24,450		1,927	22,523	22	1,905	22,523
		TOTAL	15,024,450		3,895,584	11,128,866	2,459,716	1,435,868	11,128,866

PROGRAM CODE	STATE NAME	PROGRAM AREA	ALLOCATIONS	UN-OBLIGATED COMMITMENTS	OBLIGATIONS	UN-OBLIGATED ALLOCATIONS(c)	UN-LIQUIDATED OBLIGATIONS	EXPENDITURES	ALLOCATION AVAILABLE
3243EM	NEVADA	2-INFRASTRUCTURE	1,000,000		705,623	294,377	168,185	537,438	294,377
		5-ADMINISTRATION	317,219		302,939	14,280	5,685	297,254	14,280
		TOTAL	1,317,219		1,008,562	308,657	173,870	834,693	308,657
3244EM	IDAHO	2-INFRASTRUCTURE	643,377		643,370	7	500,034	143,336	7
		5-ADMINISTRATION	35,700		10,108	25,592	249	9,860	25,592
		TOTAL	679,077		653,478	25,599	500,283	153,195	25,599
3245EM	NEBRASKA	2-INFRASTRUCTURE	210,100		210,100		76,154	133,946	
		5-ADMINISTRATION	1,302		1,302			1,302	
		TOTAL	211,402		211,402		76,154	135,248	
3246EM	CONNECTICUT	2-INFRASTRUCTURE	1,000,000		684,199	315,801	684,199		315,801
		5-ADMINISTRATION	43,301		37,443	5,858	13,718	23,725	5,858
		TOTAL	1,043,301		721,642	321,659	697,917	23,725	321,659
3247EM	NORTH DAKOTA	2-INFRASTRUCTURE	23,747		23,747	0	23,747		0
		5-ADMINISTRATION	41,985		27,322	14,663	1,596	25,726	14,663
		TOTAL	65,732		51,069	14,664	25,342	25,726	14,664
3248EM	CALIFORNIA	2-INFRASTRUCTURE	200,000		1,289	198,711	1,289		198,711
		5-ADMINISTRATION	703,320		696,784	6,536	16,808	679,976	6,536
		TOTAL	903,320		698,073	205,247	18,096	679,976	205,247
3249EM	WISCONSIN	2-INFRASTRUCTURE	3,501,228		2,970,100	531,128	2,098,839	871,261	531,128
		5-ADMINISTRATION	24,737		1,225	23,512		1,225	23,512
		TOTAL	3,525,965		2,971,325	554,640	2,098,839	872,486	554,640
3250EM	OHIO	2-INFRASTRUCTURE	2,518,180		2,499,922	18,258	615,994	1,883,928	18,258
		5-ADMINISTRATION	25,350			25,350			25,350
		TOTAL	2,543,530		2,499,922	43,608	615,994	1,883,928	43,608
3251EM	MARYLAND	2-INFRASTRUCTURE	1,637,550		1,566,521	71,029	211,687	1,354,834	71,029
		5-ADMINISTRATION	106,326		82,921	23,404	82,921	23,404	
		TOTAL	1,743,876		1,649,442	94,434	211,687	1,437,755	94,434
3252EM	MASSACHUSETTS	2-INFRASTRUCTURE	5,750,000		5,596,535	153,465	68,752	5,527,782	153,465
		5-ADMINISTRATION	466,246	3,271	446,604	19,642	23,586	423,018	16,371
		TOTAL	6,216,246	3,271	6,043,139	173,107	92,338	5,950,801	169,836
3253EM	MONTANA	2-INFRASTRUCTURE	400,000		397,372	2,628	279,526	117,846	2,628
		5-ADMINISTRATION	42,856		35,917	6,939	1,300	34,617	6,939
		TOTAL	442,856		433,289	9,567	280,826	152,463	9,567
3255EM	RHODE ISLAND	2-INFRASTRUCTURE	1,500,000		1,131,503	368,497	204,415	927,088	368,497
		5-ADMINISTRATION	24,708		24,175	532	5,876	18,300	532
		TOTAL	1,524,708		1,155,679	369,029	210,291	945,388	369,029
3256EM	MAINE	2-INFRASTRUCTURE	100,000		51,276	48,724		51,276	48,724
		5-ADMINISTRATION	6,000		6,000		6,000		
		TOTAL	106,000		57,276	48,724	6,000	51,276	48,724
3257EM	NEW JERSEY	2-INFRASTRUCTURE	120,026		120,026		3,334	116,692	
		5-ADMINISTRATION	81,317		61,486	19,831	641	60,846	19,831
		TOTAL	201,343		181,512	19,831	3,974	177,538	19,831
3258EM	NEW HAMPSHIRE	2-INFRASTRUCTURE	100,000		9,887	90,113		9,887	90,113
		5-ADMINISTRATION	6,000		6,000		5,908	92	
		TOTAL	106,000		15,887	90,113	5,908	9,979	90,113
3262EM	NEW YORK	2-INFRASTRUCTURE	2,259,214		1,644,588	614,626	138,349	1,506,239	614,626
		5-ADMINISTRATION	354,100		309,925	44,175	7,343	302,583	44,175
		TOTAL	2,613,314		1,954,514	658,800	145,692	1,808,822	658,800
3263EM	DELAWARE	2-INFRASTRUCTURE	101,941		100,286	1,655	4,868	95,419	1,655
		5-ADMINISTRATION	48,900		443	48,457		443	48,457
		TOTAL	150,841		100,729	50,112	4,868	95,862	50,112
GRAND TOTAL			31,579,257,213	1,353,102,374	29,983,051,001	1,596,206,212	11,273,211,921	18,709,839,079	243,103,838

KATRINA MISSION ASSIGNMENTS

AS OF 08-30-2006

OBLIGATIONS	
DHS AGENCIES	Total
BTS	200,000
CBP	30,957,949
DHSOIG	200,000
FLETC	460,103
FPS	199,068,373
IAIP	214,000
ICE	36,417,200
NCS	7,318,000
OCFO	210,000
OSLGCP	200,000
S&T	100,000
TSA	455,000
USCG	416,557,501
USCIS	910,000
USSS	8,800
Subtotal, DHS	693,276,926
OTHER AGENCIES	Total
AID	17,354,000
APHIS	380,000
ARC	50,000
BUREC	1,089,000
CDC	17,423,500
CNCS	3,040,126
COE-LRD	2,522
COE-MVD	3,905,626,516
COE-SAD	181,635,000
DHUD	82,922,680
DOC	1,500,000
DOD	968,456,169
DOE	242,026
DOED	205,000
DOI	1,354,400
DOL	314,946
DOS	55,000
DOT	453,702,225
EEOC	200,000
EPA	312,386,200
FAA	
FCC	200,000
FCSIC	200,000
FMSHRC	200,000
FNS	20,000
GSA	78,321,518
HHS	163,669,997
MSPB	
NAR	880,380
NASA	541,500
NCPC	7,469
NCUA	
NGA	690,000
NLRB	240,000
NOAA	2,250,000
NPS	157,000
NRC	200,000
NSF	200,000
OPM	615,000
OSHA	21,625,000
RRB	5,419
SBA	200,000
SCS	11,800
SEC	2,000
SSA	842,509
TREAS	2,710,650
TVA	9,861,130
USDA	12,560,500
USDJ	55,749,600
USFS	179,195,288
USGS	460,800
USPC	4,697,217
USPHS	
USPS	1,126,889
VA	75,000
Subtotal, Other Agencies	6,485,455,976
Grand Total MA s	7,178,732,902

RITA DECLARATIONS BY MAJOR OBJECT CLASS

AS OF 08-30-2006

PROGRAM AREA	PROGRAM NAME	ALLOCATIONS	UN-OBLIGATED COMMITMENTS	OBLIGATIONS	UN-OBLIGATED ALLOCATIONS(c)	UN-LIQUIDATED OBLIGATIONS	EXPENDITURES	ALLOCATION AVAILABLE
1-HUMAN SERVICES	2503-UNEMPLOYMENT	23,167,496		21,545,421	1,622,075		21,545,421	1,622,075
	2504-CRISIS COUNSELING-NIMH	1,546,988		1,546,988			1,546,988	
	2576-LEGAL SERVICES							
	2592-INSPECTIONS	87,701,470	30,808	104,883,467	(17,181,997)	46,677,197	58,206,270	(17,212,805)
	4149-OTHER NEEDS ASSISTANCE	106,800,500		106,800,000	500	2,028,604	104,771,396	500
	414X-HOUSING ASSISTANCE	917,336,548		917,335,649	899	6,249,986	911,085,663	899
	4152-CRISIS COUNSELING-SCC	982,215		650,742	331,473	424,367	226,375	331,473
	4154-OTHER NEEDS ASSISTANCE	72,880,000		71,880,000	1,000,000	1,482,283	70,397,717	1,000,000
	MANUFACTURED HOUSING	188,823,029	9,844,993	155,764,832	33,058,196	42,880,639	112,884,193	23,213,204
	TOTAL	1,399,238,246	9,875,801	1,380,407,099	18,831,147	99,743,075	1,280,664,024	8,955,346
2-INFRASTRUCTURE	2594-INSPECTIONS	20,602,900	1,000,000	19,587,221	1,015,679	4,074,963	15,512,259	15,679
	416X-PUBLIC ASSISTANCE	717,227,097		691,880,806	25,346,291	260,728,172	431,152,635	25,346,291
	TOTAL	737,829,997	1,000,000	711,468,028	26,361,969	264,803,134	446,664,894	25,361,969
3-MITIGATION	2593-INSPECTIONS	16,324,974	558,068	12,161,943	4,163,031	9,124,098	3,037,845	3,604,963
	4173-HAZARD MITIGATION	27,525,252		27,525,252		27,368,604	156,649	
	TOTAL	43,850,226	558,068	39,687,195	4,163,031	36,492,702	3,194,493	3,604,963
4-OPERATIONS	2507-MISSIONS-TA	750,000		750,000		474,422	275,578	
	2508-MISSIONS-DFA	668,827,800		665,247,600	3,580,200	386,756,098	278,491,502	3,580,200
	TOTAL	669,577,800		665,997,600	3,580,200	387,230,520	278,767,080	3,580,200
5-ADMINISTRATION	11XX-SALARIES & BENEFITS	58,010,410		57,312,403	698,008		57,312,403	698,008
	21XX-TRAVEL	35,097,840	33,299	34,687,340	410,500	1,374,995	33,312,345	377,201
	22XX-TRANSPORTION	3,761,000	65,000	1,571,601	2,189,399	357,651	1,213,950	2,124,399
	23XX-RENT, COMM, UTILITIES	26,283,174	4,376,827	21,253,647	5,029,527	6,063,989	15,189,658	652,700
	24XX-PRINT & REPRO	1,163,000	152,400	846,714	316,286	551,957	294,757	163,886
	2501-MISSIONS-FOS	384,528,681		384,363,276	165,405	322,555,499	61,807,777	165,405
	25XX-OTHER SERVICES	515,515,374	48,050,976	451,341,001	64,174,373	202,359,454	248,981,546	16,123,397
	26XX-SUPPLIES & MATERIALS	49,484,580	1,306,318	45,441,316	4,043,264	12,505,665	32,935,651	2,736,946
	31XX-EQUIPMENT	14,558,983	1,586,688	11,904,728	2,654,256	2,644,999	9,259,729	1,067,568
	32XX-LAND & STRUCTURES	465,000	75	401,225	63,775	293,949	107,276	63,700
	4101-URBAN SEARCH & RESCUE	22,400,226	120,000	22,280,226	120,000	15,468,415	6,811,811	
	TOTAL	1,111,268,268	55,691,583	1,031,403,476	79,864,792	564,176,574	467,226,902	24,173,209
GRAND TOTAL	3,961,764,537	67,125,452	3,828,963,398	132,801,139	1,352,446,005	2,476,517,393	65,675,687	

RITA DECLARATIONS BY PROGRAM AREA

AS OF 08-30-2006

PROGRAM CODE	STATE NAME	PROGRAM AREA	ALLOCATIONS	UN-OBLIGATED COMMITMENTS	OBLIGATIONS	UN-OBLIGATED ALLOCATIONS(c)	UN-LIQUIDATED OBLIGATIONS	EXPENDITURES	ALLOCATION AVAILABLE
1606DR	TEXAS	1-HUMAN SERVICES	829,197,197	9,875,801	810,366,050	18,831,147	77,541,380	732,824,669	8,955,346
		2-INFRASTRUCTURE	372,480,900		349,226,639	23,254,261	89,447,481	259,779,158	23,254,261
		3-MITIGATION	38,571,699	308,028	34,668,708	3,902,991	33,757,153	911,555	3,594,963
		4-OPERATIONS	238,831,800		235,501,600	3,330,200	63,064,732	172,436,868	3,330,200
		5-ADMINISTRATION	592,232,746	15,867,213	552,925,705	39,307,041	274,615,444	278,310,261	23,439,828
		TOTAL	2,071,314,341	26,051,042	1,982,688,702	88,625,640	538,426,190	1,444,262,511	62,574,597
1607DR	LOUISIANA	1-HUMAN SERVICES	570,041,049		570,041,049		22,201,695	547,839,355	
		2-INFRASTRUCTURE	350,234,097	1,000,000	347,335,614	2,898,483	171,322,582	176,013,032	1,898,483
		3-MITIGATION	5,278,527	250,040	5,018,487	260,040	2,735,549	2,282,939	10,000
		4-OPERATIONS	425,636,000		425,386,000	250,000	319,055,788	106,330,212	250,000
		5-ADMINISTRATION	425,480,551	39,824,370	384,922,800	40,557,751	202,466,113	182,456,687	733,381
		TOTAL	1,776,670,224	41,074,410	1,732,703,950	43,966,274	717,781,726	1,014,922,224	2,891,864
3259EM	FLORIDA	2-INFRASTRUCTURE	9,100,000		8,921,857	178,143	3,718,143	5,203,714	178,143
		4-OPERATIONS	10,000		10,000		10,000		
		5-ADMINISTRATION	1,280,801		1,280,801		1,211,541	69,260	
		TOTAL	10,390,801		10,212,657	178,143	4,939,684	5,272,973	178,143
3260EM	LOUISIANA	2-INFRASTRUCTURE							
		4-OPERATIONS	100,000		100,000		100,000		
		5-ADMINISTRATION	175,000		175,000		175,000		
		TOTAL	275,000		275,000		275,000		
3261EM	TEXAS	2-INFRASTRUCTURE	6,015,000		5,983,918	31,082	314,928	5,668,990	31,082
		4-OPERATIONS	5,000,000		5,000,000		5,000,000		
		5-ADMINISTRATION	92,099,171		92,099,171		85,708,477	6,390,694	
		TOTAL	103,114,171		103,083,089	31,082	91,023,405	12,059,684	31,082
GRAND TOTAL			3,961,764,537	67,125,452	3,828,963,398	132,801,139	1,352,446,005	2,476,517,393	65,675,687

RITA MISSION ASSIGNMENTS

AS OF 08-30-2006

OBLIGATIONS	
DHS AGENCIES	Total
CBP	12,000,000
FPS	13,003,817
NCS	5,862,685
USCG	26,741,000
Subtotal, DHS	57,607,502
OTHER AGENCIES	Total
APHIS	20,000
ARC	
BIA	317,600
BUREC	1,000,000
CDC	
CNCS	224,000
COE-MVD	287,575,000
COE-NAD	
COE-SAD	155,000
COE-SWD	265,928,900
DHUD	120,000
DOD	48,480,000
DOE	60,000
DOI	5,000
DOT	67,171,544
EPA	40,789,830
GSA	565,500
HHS	76,290,000
NGA	690,000
NOAA	2,790,000
TREAS	80,000
TVA	2,080,000
USDA	6,470,000
USFS	180,905,000
USGS	36,000
USPC	1,000,000
VA	10,000,000
Subtotal, Other Agencies	992,753,374
Grand Total MA s	1,050,360,876

WILMA DECLARATIONS BY MAJOR OBJECT CLASS

AS OF 08-30-2006

PROGRAM AREA	PROGRAM NAME	ALLOCATIONS	UN-OBLIGATED COMMITMENTS	OBLIGATIONS	UN-OBLIGATED ALLOCATIONS(c)	UN-LIQUIDATED OBLIGATIONS	EXPENDITURES	ALLOCATION AVAILABLE
1-HUMAN SERVICES	2503-UNEMPLOYMENT	6,050,125		6,050,125			6,050,125	
	2504-CRISIS COUNSELING-NIMH	8,246,808		3,246,808	5,000,000		3,246,808	5,000,000
	2576-LEGAL SERVICES	5,000		5,000			5,000	
	2592-INSPECTIONS	48,379,400		46,354,901	2,024,499	7,277,992	39,076,909	2,024,499
	4149-OTHER NEEDS ASSISTANCE	183,000,000		158,999,943	24,000,057	15,169,493	143,830,449	24,000,057
	414X-HOUSING ASSISTANCE	163,715,000		157,695,000	6,020,000	9,770,691	147,924,309	6,020,000
	4152-CRISIS COUNSELING-SCC	2,628,148		2,424,122	204,026	725,617	1,698,505	204,026
	TOTAL	499,037,481	1,855,965	456,171,380	42,866,101	47,243,984	408,927,395	41,010,137
2-INFRASTRUCTURE	2594-INSPECTIONS	50,641,806	9,458,200	41,183,606	9,458,200	7,810,640	33,372,966	
	416X-PUBLIC ASSISTANCE	1,094,050,000		1,090,044,922	4,005,078	419,308,125	670,736,797	4,005,078
	TOTAL	1,144,691,806	9,458,200	1,131,228,528	13,463,278	427,118,766	704,109,762	4,005,078
3-MITIGATION	2593-INSPECTIONS	1,000,000		954,629	45,371	513,696	440,933	45,371
	TOTAL	1,000,000		954,629	45,371	513,696	440,933	45,371
4-OPERATIONS	2507-MISSIONS-TA	700,000		700,000		378,524	321,476	
	2508-MISSIONS-DFA	233,328,384		233,238,384	90,000	215,594,395	17,643,989	90,000
	TOTAL	234,028,384		233,938,384	90,000	215,972,919	17,965,465	90,000
5-ADMINISTRATION	11XX-SALARIES & BENEFITS	37,113,330		35,746,302	1,367,028		35,746,302	1,367,028
	21XX-TRAVEL	14,859,700	170,083	14,563,528	296,172	671,525	13,892,003	126,089
	22XX-TRANSPORTION	13,625,440		12,625,440	1,000,000	8,117,431	4,508,009	1,000,000
	23XX-RENT, COMM, UTILITIES	7,812,605	509,250	7,380,252	432,353	1,124,960	6,255,291	(76,896)
	24XX-PRINT & REPRO	548,500	39,928	286,757	261,743	71,557	215,200	221,815
	2501-MISSIONS-FOS	147,229,012		146,309,959	919,053	113,068,794	33,241,164	919,053
	25XX-OTHER SERVICES	31,382,000	7,961,266	18,494,433	12,887,567	12,660,731	5,833,702	4,926,301
	26XX-SUPPLIES & MATERIALS	91,470,000	4,172,212	85,852,299	5,617,701	76,922,743	8,929,556	1,445,489
	31XX-EQUIPMENT	2,346,000	1,106,746	3,079,119	(733,119)	1,438,436	1,640,683	(1,839,865)
	32XX-LAND & STRUCTURES	99,225	12,038	82,255	16,970		82,255	4,932
4101-URBAN SEARCH & RESCUE	6,216,000		5,963,794	252,206	5,342,310	621,485	252,206	
TOTAL	352,701,812	13,971,523	330,384,138	22,317,674	219,418,488	110,965,650	8,346,151	
GRAND TOTAL	2,231,459,483		25,285,687	2,152,677,058	78,782,424	910,267,852	1,242,409,206	53,496,737

WILMA DECLARATIONS BY PROGRAM AREA

AS OF 08-30-2006

PROGRAM CODE	STATE NAME	PROGRAM AREA	ALLOCATIONS	UN-OBLIGATED COMMITMENTS	OBLIGATIONS	UN-OBLIGATED ALLOCATIONS(c)	LIQUIDATED OBLIGATIONS	EXPENDITURES	ALLOCATION AVAILABLE
1609DR	FLORIDA	1-HUMAN SERVICES	499,037,481	1,855,965	456,171,380	42,866,101	47,243,984	408,927,395	41,010,137
		2-INFRASTRUCTURE	1,144,691,806	9,458,200	1,131,228,528	13,463,278	427,118,766	704,109,762	4,005,078
		3-MITIGATION	1,000,000		954,629	45,371	513,696	440,933	45,371
		4-OPERATIONS	234,028,384		233,938,384	90,000	215,972,919	17,965,465	90,000
		5-ADMINISTRATION	352,701,812	13,971,523	330,384,138	22,317,674	219,418,488	110,965,650	8,346,151
		TOTAL	2,231,459,483	25,285,687	2,152,677,058	78,782,424	910,267,852	1,242,409,206	53,496,737
GRAND TOTAL			2,231,459,483	25,285,687	2,152,677,058	78,782,424	910,267,852	1,242,409,206	53,496,737

WILMA MISSION ASSIGNMENTS

AS OF 08-30-2006

OBLIGATIONS	
DHS AGENCIES	Total
FPS	30,521,512
NCS	40,000
USCG	120,000
Subtotal, DHS	30,681,512
OTHER AGENCIES	Total
CIA	200,000
CNCS	1,160,000
COE-SAD	292,886,445
DOC	200,000
DOD	3,550,000
DOE	55,000
DOI	28,384
DOT	35,249,501
EPA	440,000
GSA	130,000
HHS	9,395,000
NOAA	115,000
NPS	
SSA	200,000
USDA	330,000
USDJ	45,000
USFS	5,580,000
USFWS	
USGS	2,500
Subtotal, Other Agencies	349,566,830
Grand Total MA s	380,248,342



**FINANCIAL INFORMATION TOOL
FOR HURRICANE KATRINA, RITA, & WILMA DECLARATIONS ONLY
NOTES & TERMS**

ITEM	DESCRIPTION
21XX-TRAVEL OF PEOPLE	Travel & transportation costs of FEMA employees and evacuating disaster victims
22XX-TRANSPORT OF THINGS	Transporting things such as express mail and equipment
23XX-RENT, COMM, UTILITIES	JFO Office space, DRC Office space, phone lines, electricity, water, etc.
24XX-PRINT & REPRO	Quick Copy service, printing and duplicating , etc.
2501-MISSIONS-FOS	Federal Operational Support - OFA Administrative costs such as travel, overtime, etc.
2503-UNEMPLOYMENT	Unemployment assistance to disaster victims
2507-MISSIONS-TA	Technical Assistance - provided by an OFA to the State & Local Governments
2508-MISSIONS-DFA	Direct Federal Assistance - provided by OFAs to directly benefit the State/Local Government and/or citizens usually commodities and services like ice, water, meals, etc.
2576-LEGAL SERVICES	Provided to assist disaster victims
2592-INSPECTIONS IHP/IFG	To inspect individual disaster victim's homes to determine eligibility for FEMA assistance programs
2593-INSPECTIONS HMTAP	To provide inspections, reviews and other technical assistance related to the Hazard Mitigation Program
2594-INSPECTIONS PA TAC	To prepare preliminary damage assessments and damage survey reports for the Public Assistance Program
25XX-OTHER SERVICES	Other services provided by contract not otherwise categorized
26XX-SUPPLIES & MATERIALS	Office supplies, IT supplies, safety supplies, fuel, clothing, food, drinking water, parts, etc.
31XX-EQUIPMENT	Durable personal property that has an expected life of 1 year or more such as equipment, tools, computers, etc.
32XX-LAND & STRUCTURES	Real estate and permanent improvements to real estate
4101-URBAN SEARCH & RESCUE	Cost of searching for and rescuing disaster victims from the disaster site(s)
414X-HOUSING & OTHER NEEDS	Awards to disaster victims for rent, hotels, minimal repairs, replacement, etc.
4154-OTHER NEEDS	Awards to disaster victims for medical, dental, funeral, personal property, clothing, furniture, and similar needs
416X-PUBLIC ASSISTANCE	Grants to States for projects under Infrastructue also known as the Public Assistance Program
4173-HAZARD MITIGATION	Grants to States for projects under the Mitigation Program
CRISIS COUNSELING	Grants to States or to the National Institutes of Mental Health to assist disaster victims
DRC	Disaster Recovery Center for assisting disaster victims in applying for disaster assistance
JFO	Joint Field Office
MANUFACTURED HOUSING	Costs of setting up short term temporary housing for disaster victims including manufactured housing and pad setup
OFA	Other Federal Agency other than FEMA
PROGRAM CODE	Disaster Number
PROGRAM NAME	Identifies and groups costs associated with a specific FEMA Program
VENDOR ALPHA	Name of private company, OFA, or State/Local government with whom FEMA has contracted to provide commodities or services, or pay grants/awards

FINANCIAL INFORMATION TOOL
FOR HURRICANE KATRINA, RITA, & WILMA DECLARATIONS ONLY
VENDORS WITH CUMMULATIVE OBLIGATIONS GREATER THAN OR EQUAL TO \$50 MILLION IN DESCENDING ORDER BY OBLIGATIONS

AS OF 08-30-2006

VENDOR ALPHA	OBLIGATIONS	EXPENDITURES
LA OFFICE OF HOMELAND SECURITY	8,662,219,430.00	6,648,144,162.49
US ARMY CORPS OF ENGINEERS	4,936,904,383.54	1,187,769,715.20
MISSISSIPPI, STATE OF	2,860,418,556.17	1,911,051,481.11
FLORIDA BUREAU OF DISASTER	1,589,033,656.40	1,092,070,573.92
TX DEPARTMENT OF PUBLIC SAFETY	1,502,105,425.05	1,301,240,713.41
DEPARTMENT OF DEFENSE	1,332,991,854.68	523,565,072.70
FLUOR DANIEL INC	1,310,345,209.98	976,939,105.39
SHAW ENVIRONMENTAL & INFRASTRUCTURE	843,567,366.50	452,546,871.69
ENVIRONMENTAL PROTECTION AGENCY	747,957,967.00	10,243,792.04
CORPORATE LODGING CONSULTANTS, INC.	612,793,600.00	480,620,071.24
DEPARTMENT OF TRANSPORTATION	556,123,270.40	320,488,821.53
GULF STREAM COACH, INC.	547,697,225.00	538,269,979.00
BECHTEL NATIONAL, INC.	504,571,878.50	440,281,607.07
US COAST GUARD	443,418,501.00	12,897,530.43
US DEPARTMENT OF LABOR	438,093,890.96	437,793,890.96
CH2M HILL CONSTRUCTORS, INC.	430,301,659.77	350,862,062.37
USDA FOREST SERVICE	385,040,788.00	8,647,397.85
MORGAN BUILDINGS & SPAS, INC.	372,325,238.75	353,103,575.77
PRECISION HOMES	287,515,000.00	280,878,481.99
AMERICAN RED CROSS	284,186,814.20	248,948,173.63
DEPARTMENT OF HEALTH AND HUMAN SERVICES	277,538,203.70	28,975,832.45
FEDERAL PROTECTIVE SERVICE/DHS	248,678,557.43	62,381,079.77
AL EMERGENCY MANAGEMENT AGENCY	233,542,779.61	196,612,984.02
GENERAL SERVICES ADMINISTRATION	197,971,080.89	26,211,087.88
CLEARBROOK LLC	191,986,168.00	150,120,054.60
EMERGENCY RESPONSE PROG MANAGEMENT	169,113,337.68	129,514,006.26
FEMA GROUP TRAVEL	163,166,539.00	155,535,216.35
GBL'S	159,063,300.00	130,519,129.03
PARTNERSHIP FOR RESPONSE & RECOVERY	145,845,219.75	111,974,402.83
NISTC	144,712,800.00	125,362,637.29
CMH MANUFACTURING, INC.	138,967,578.79	127,379,840.79
ALLTECH	138,410,983.66	108,972,608.98
NORTH AMERICAN CATASTROPHE SVCS INC	127,793,643.64	123,363,282.92
BOURGET'S OF THE SOUTH, LLC	119,499,655.60	119,499,655.60
PRI/DJI, A RECONSTRUCTION JV	104,180,268.43	6,503,475.65
AMERICOLD LOGISTICS LLC	96,928,506.58	94,979,562.31
HOUSING & URBAN DEVELOPMENT	83,042,680.00	36,122,689.57
CHAMPION HOME BUILDERS CO	80,759,579.79	70,400,027.50
US BANK	76,246,865.85	32,584,681.94
CUSTOMS AND BORDER PROTECTION	61,431,514.00	6,795,166.08
CITIBANK	57,438,093.60	55,246,729.71
U S DEPARTMENT OF JUSTICE	55,794,600.00	6,787,157.16
Grand Total	31,719,723,671.90	19,482,204,388.48

FINANCIAL INFORMATION TOOL
FOR HURRICANE KATRINA, RITA, & WILMA DECLARATIONS ONLY
VENDORS WITH CUMMULATIVE OBLIGATIONS GREATER THAN OR EQUAL TO \$50 MILLION IN DESCENDING ORDER BY OBLIGATIONS
AS OF 08-30-2006

VENDOR ALPHA	PROGRAM NAME	PROG CODE	STATE NAME	EVENT NAME	OBLIGATIONS	EXPENDITURES
LA OFFICE OF HOMELAND SECURITY	414X-HOUSING & OTHER NEEDS	1603DR	LOUISIANA	KATRINA	4,643,421,179.74	4,625,993,213.14
		1607DR	LOUISIANA	RITA	513,120,832.72	510,626,754.92
	416X-PUBLIC ASSISTANCE	1603DR	LOUISIANA	KATRINA	3,140,597,196.97	1,326,191,909.47
		1607DR	LOUISIANA	RITA	342,235,682.57	172,538,792.45
	4173-HAZARD MITIGATION	1603DR	LOUISIANA	KATRINA	2,468,240.00	745,987.74
		1607DR	LOUISIANA	RITA	433,544.00	135,281.49
	CRISIS COUNSELING	1603DR	LOUISIANA	KATRINA	19,942,754.00	11,912,223.28
LA OFFICE OF HOMELAND SECURITY Total					8,662,219,430.00	6,648,144,162.49
US ARMY CORPS OF ENGINEERS	2501-MISSIONS-FOS	1602DR	FLORIDA	KATRINA	335,000.00	43,894.71
		1603DR	LOUISIANA	KATRINA	47,434,364.00	6,499,232.91
		1604DR	MISSISSIPPI	KATRINA	454,778,262.13	120,623,277.25
		1605DR	ALABAMA	KATRINA	30,300,000.00	11,893,815.28
		1606DR	TEXAS	RITA	41,888,900.00	15,584,797.04
		1607DR	LOUISIANA	RITA	1,675,000.00	973,438.44
		1609DR	FLORIDA	WILMA	69,936,445.45	10,843,231.26
		3213EM	MISSISSIPPI	KATRINA	160,561.11	56,404.93
		3214EM	ALABAMA	KATRINA		
		3259EM	FLORIDA	RITA	155,000.00	24,459.06
	3261EM	TEXAS	RITA	5,590,000.00	14,958.43	
	2507-MISSIONS-TA	1603DR	LOUISIANA	KATRINA	5,500,000.00	1,671,900.68
		1604DR	MISSISSIPPI	KATRINA	243,255.98	129,871.30
		1606DR	TEXAS	RITA	150,000.00	10,593.51
		1607DR	LOUISIANA	RITA	600,000.00	264,984.85
	2508-MISSIONS-DFA	1609DR	FLORIDA	WILMA	600,000.00	318,426.12
		1603DR	LOUISIANA	KATRINA	2,125,757,000.00	452,485,397.05
		1604DR	MISSISSIPPI	KATRINA	1,271,755,594.87	216,672,496.69
		1605DR	ALABAMA	KATRINA	151,000,000.00	56,542,356.11
		1606DR	TEXAS	RITA	213,350,000.00	172,426,274.65
		1607DR	LOUISIANA	RITA	285,250,000.00	103,052,192.29
		1609DR	FLORIDA	WILMA	222,350,000.00	17,637,712.64
		3260EM	LOUISIANA	RITA		
3261EM	TEXAS	RITA	5,000,000.00			
25XX-OTHER SERVICES	1603DR	LOUISIANA	KATRINA	3,095,000.00		
US ARMY CORPS OF ENGINEERS Total					4,936,904,383.54	1,187,769,715.20
MISSISSIPPI, STATE OF	414X-HOUSING & OTHER NEEDS	1604DR	MISSISSIPPI	KATRINA	1,195,088,545.87	1,152,172,272.18
	416X-PUBLIC ASSISTANCE	1604DR	MISSISSIPPI	KATRINA	1,656,607,431.30	755,602,724.93
	4173-HAZARD MITIGATION	1604DR	MISSISSIPPI	KATRINA	5,719,601.00	273,506.00
	CRISIS COUNSELING	1604DR	MISSISSIPPI	KATRINA	3,002,978.00	3,002,978.00
MISSISSIPPI, STATE OF Total					2,860,418,556.17	1,911,051,481.11
FLORIDA BUREAU OF DISASTER	414X-HOUSING & OTHER NEEDS	1609DR	FLORIDA	WILMA	316,695,000.00	291,754,816.04
	416X-PUBLIC ASSISTANCE	1602DR	FLORIDA	KATRINA	155,112,147.65	116,441,126.42
		1609DR	FLORIDA	WILMA	1,090,044,922.07	670,736,796.74
		3220EM	FLORIDA	KATRINA	7,845,818.93	2,272,183.54
	CRISIS COUNSELING	3259EM	FLORIDA	RITA	8,921,856.75	5,203,713.78
		1604DR	MISSISSIPPI	KATRINA	7,989,789.00	3,963,432.60
		1609DR	FLORIDA	WILMA	2,424,122.00	1,698,504.80
FLORIDA BUREAU OF DISASTER Total					1,589,033,656.40	1,092,070,573.92
TX DEPARTMENT OF PUBLIC SAFETY	414X-HOUSING & OTHER NEEDS	1606DR	TEXAS	RITA	511,014,000.00	505,229,488.38
	4154-OTHER NEEDS	1606DR	TEXAS	RITA	71,880,000.00	70,397,717.06
	416X-PUBLIC ASSISTANCE	1606DR	TEXAS	RITA	334,554,417.51	247,741,228.42
		3216EM	TEXAS	KATRINA	541,292,393.37	466,337,407.12
	3261EM	TEXAS	RITA	5,983,918.17	5,668,989.88	
4173-HAZARD MITIGATION	1606DR	TEXAS	RITA	27,091,708.00	21,367.01	

VENDOR ALPHA	PROGRAM NAME	PROG CODE	STATE NAME	EVENT NAME	OBLIGATIONS	EXPENDITURES
	CRISIS COUNSELING	1603DR	LOUISIANA	KATRINA	9,638,246.00	5,618,140.28
		1606DR	TEXAS	RITA	650,742.00	226,375.26
TX DEPARTMENT OF PUBLIC SAFETY Total					1,502,105,425.05	1,301,240,713.41
DEPARTMENT OF DEFENSE						
	2501-MISSIONS-FOS	1602DR	FLORIDA	KATRINA	100,000.00	
		1603DR	LOUISIANA	KATRINA	111,197,000.00	25,367,858.23
		1604DR	MISSISSIPPI	KATRINA	770,190,415.41	304,391,607.01
		1605DR	ALABAMA	KATRINA	2,669,482.21	12,200.68
		1606DR	TEXAS	RITA	23,100,000.00	20,676.01
		1607DR	LOUISIANA	RITA		
		1609DR	FLORIDA	WILMA	2,650,000.00	859,034.82
		3212EM	LOUISIANA	KATRINA	250,000.00	
		3213EM	MISSISSIPPI	KATRINA	10,000.00	8,102.84
		3214EM	ALABAMA	KATRINA		
		3216EM	TEXAS	KATRINA	20,000.00	
		3259EM	FLORIDA	RITA	255,000.00	
		3260EM	LOUISIANA	RITA		
		3261EM	TEXAS	RITA	11,315,000.00	3,190,786.76
	2507-MISSIONS-TA	1603DR	LOUISIANA	KATRINA	384,500.00	
	2508-MISSIONS-DF	1603DR	LOUISIANA	KATRINA	28,684,426.88	5,061,217.97
		1604DR	MISSISSIPPI	KATRINA	54,950,344.86	4,125,267.52
		1606DR	TEXAS	RITA	2,810,000.00	
		1607DR	LOUISIANA	RITA	11,000,000.00	1,576,361.33
		1609DR	FLORIDA	WILMA	900,000.00	6,276.58
		3216EM	TEXAS	KATRINA		
		3260EM	LOUISIANA	RITA		
	25XX-OTHER SERVICES	1603DR	LOUISIANA	KATRINA	16,082.04	
		1604DR	MISSISSIPPI	KATRINA	337,880.16	284,948.28
		1605DR	ALABAMA	KATRINA	79,950.24	
	26XX-SUPPLIES & MATERIALS	1603DR	LOUISIANA	KATRINA	149,535,482.19	91,588,158.78
		1604DR	MISSISSIPPI	KATRINA	90,958,532.13	87,008,294.29
		1609DR	FLORIDA	WILMA	70,371,168.00	
	31XX-EQUIPMENT	1603DR	LOUISIANA	KATRINA	250,000.00	
	MANUFACTURED HOUSING	1603DR	LOUISIANA	KATRINA	451,276.92	
		1604DR	MISSISSIPPI	KATRINA	425,363.40	64,281.60
		1606DR	TEXAS	RITA	79,950.24	
DEPARTMENT OF DEFENSE Total					1,332,991,854.68	523,565,072.70
FLUOR DANIEL INC						
	2594-INSPECTIONS PA TAC	1602DR	FLORIDA	KATRINA	2,800,000.00	2,110,982.33
		1603DR	LOUISIANA	KATRINA	87,833,000.00	47,448,278.77
		1604DR	MISSISSIPPI	KATRINA	34,390,000.00	23,337,277.69
		1605DR	ALABAMA	KATRINA	638,000.00	466,351.21
		1606DR	TEXAS	RITA	7,550,000.00	6,150,482.59
		1607DR	LOUISIANA	RITA	4,915,000.00	3,474,329.18
		1609DR	FLORIDA	WILMA	12,557,000.00	9,112,447.58
		3216EM	TEXAS	KATRINA	3,100,000.00	1,929,182.64
		3223EM	UTAH	KATRINA	9,000.00	
	MANUFACTURED HOUSING	1603DR	LOUISIANA	KATRINA	1,148,128,271.98	878,645,011.23
		1605DR	ALABAMA	KATRINA	1,816,792.00	1,252,865.68
		1606DR	TEXAS	RITA	5,095,563.00	2,469,859.49
		1609DR	FLORIDA	WILMA	1,512,583.00	542,037.00
FLUOR DANIEL INC Total					1,310,345,209.98	976,939,105.39
SHAW ENVIRONMENTAL & INFRASTRUCTURE						
	25XX-OTHER SERVICES	1606DR	TEXAS	RITA	1,109,049.00	652,396.51
	MANUFACTURED HOUSING	1603DR	LOUISIANA	KATRINA	792,445,965.50	420,916,906.48
		1604DR	MISSISSIPPI	KATRINA	3,283,735.00	1,509,263.15
		1605DR	ALABAMA	KATRINA	10,992,829.00	4,563,813.19
		1606DR	TEXAS	RITA	31,833,936.00	22,004,872.88
		1607DR	LOUISIANA	RITA	1,503,895.00	1,503,895.00
		1609DR	FLORIDA	WILMA	2,397,957.00	1,395,724.48
SHAW ENVIRONMENTAL & INFRASTRUCTURE Total					843,567,366.50	452,546,871.69

VENDOR ALPHA	PROGRAM NAME	PROG CODE	STATE NAME	EVENT NAME	OBLIGATIONS	EXPENDITURES	
ENVIRONMENTAL PROTECTION AGENCY	2501-MISSIONS-FOS	1602DR	FLORIDA	KATRINA	20,000.00		
		1603DR	LOUISIANA	KATRINA	22,517,000.00		
		1604DR	MISSISSIPPI	KATRINA	2,529,200.00	749,561.82	
		1605DR	ALABAMA	KATRINA	10,000.00	4,164.37	
		1606DR	TEXAS	RITA	10,000.00		
		1609DR	FLORIDA	WILMA	40,000.00	4,264.10	
		3213EM	MISSISSIPPI	KATRINA	10,000.00	6,188.73	
		3214EM	ALABAMA	KATRINA			
		3259EM	FLORIDA	RITA	10,000.00		
		3260EM	LOUISIANA	RITA	25,000.00		
		3261EM	TEXAS	RITA	1,244,830.00		
		1603DR	LOUISIANA	KATRINA	2,500,000.00		
		1604DR	MISSISSIPPI	KATRINA	12,300,000.00	1,543,422.91	
		1605DR	ALABAMA	KATRINA	3,000,000.00	119,628.12	
	1609DR	FLORIDA	WILMA	100,000.00	3,049.85		
	3214EM	ALABAMA	KATRINA				
	2508-MISSIONS-DFA	1603DR	LOUISIANA	KATRINA	197,000,000.00		
		1604DR	MISSISSIPPI	KATRINA	55,500,000.00	6,805,792.79	
		1605DR	ALABAMA	KATRINA	17,000,000.00	1,007,719.35	
		1607DR	LOUISIANA	RITA	39,500,000.00		
		1609DR	FLORIDA	WILMA	300,000.00		
	25XX-OTHER SERVICES	1603DR	LOUISIANA	KATRINA	258,065,898.00		
		1607DR	LOUISIANA	RITA	136,276,039.00		
	ENVIRONMENTAL PROTECTION AGENCY Total					747,957,967.00	10,243,792.04
	CORPORATE LODGING CONSULTANTS, INC.	21XX-TRAVEL OF PEOPLE	1604DR	MISSISSIPPI	KATRINA	45,000.00	44,537.10
			1603DR	LOUISIANA	KATRINA	38,052,000.00	9,756,269.15
		2592-INSPECTIONS IHP/IFG	1604DR	MISSISSIPPI	KATRINA	18,120,000.00	
			1605DR	ALABAMA	KATRINA	4,530,000.00	1,150,400.00
1606DR			TEXAS	RITA	17,214,000.00	1,535,011.04	
1607DR			LOUISIANA	RITA	12,684,000.00		
1603DR			LOUISIANA	KATRINA	227,989,384.00	221,526,880.57	
25XX-OTHER SERVICES		1604DR	MISSISSIPPI	KATRINA	108,724,206.00	97,718,145.65	
		1605DR	ALABAMA	KATRINA	26,102,430.00	21,838,675.04	
		1606DR	TEXAS	RITA	90,560,262.00	76,390,026.27	
		1607DR	LOUISIANA	RITA	68,772,318.00	50,660,126.42	
MANUFACTURED HOUSING		1604DR	MISSISSIPPI	KATRINA			
		1605DR	ALABAMA	KATRINA			
		1606DR	TEXAS	RITA			
CORPORATE LODGING CONSULTANTS, INC. Total					612,793,600.00	480,620,071.24	
DEPARTMENT OF TRANSPORTATION		21XX-TRAVEL OF PEOPLE	1604DR	MISSISSIPPI	KATRINA		
	2501-MISSIONS-FOS	1602DR	FLORIDA	KATRINA	2,018,500.00	1,004,748.78	
		1603DR	LOUISIANA	KATRINA	58,366,031.97	17,892,532.58	
		1604DR	MISSISSIPPI	KATRINA	65,011,314.00	44,362,610.27	
		1605DR	ALABAMA	KATRINA	24,057,500.00	13,416,939.81	
		1606DR	TEXAS	RITA	30,480,741.76	21,800,960.42	
		1607DR	LOUISIANA	RITA	25,110,000.00	17,713,668.11	
		1609DR	FLORIDA	WILMA	35,249,501.19	21,468,628.30	
		3212EM	LOUISIANA	KATRINA	6,120,000.00	134,839.68	
		3213EM	MISSISSIPPI	KATRINA	52,400.00	16,914.58	
		3214EM	ALABAMA	KATRINA			
		3215EM	ARKANSAS	KATRINA	50,000.00		
		3216EM	TEXAS	KATRINA	632,825.82	632,825.82	
		3259EM	FLORIDA	RITA	10,000.00		
		3261EM	TEXAS	RITA	1,570,802.08	870,802.08	
		2507-MISSIONS-TA	1604DR	MISSISSIPPI	KATRINA	50,000.00	
		2508-MISSIONS-DFA	1603DR	LOUISIANA	KATRINA	292,190,094.92	178,436,381.21
			1604DR	MISSISSIPPI	KATRINA	3,353,213.00	
		1607DR	LOUISIANA	RITA	10,000,000.00	1,436,624.23	

VENDOR ALPHA	PROGRAM NAME	PROG CODE	STATE NAME	EVENT NAME	OBLIGATIONS	EXPENDITURES
		3215EM	ARKANSAS	KATRINA	500,000.00	
		3216EM	TEXAS	KATRINA	1,300,345.66	1,300,345.66
		3260EM	LOUISIANA	RITA		
DEPARTMENT OF TRANSPORTATION Total					556,123,270.40	320,488,821.53
GULF STREAM COACH, INC.	22XX-TRANSPORT OF THINGS	1603DR	LOUISIANA	KATRINA	26,319,725.00	17,228,213.00
	MANUFACTURED HOUSING	1603DR	LOUISIANA	KATRINA	347,184,713.00	347,166,967.00
		1604DR	MISSISSIPPI	KATRINA	73,885,500.00	73,879,325.00
		1605DR	ALABAMA	KATRINA	100,307,287.00	99,995,474.00
GULF STREAM COACH, INC. Total					547,697,225.00	538,269,979.00
BECHTEL NATIONAL, INC.	25XX-OTHER SERVICES	1604DR	MISSISSIPPI	KATRINA	21,421,522.00	13,418,176.98
	MANUFACTURED HOUSING	1603DR	LOUISIANA	KATRINA	1,117,125.00	218,365.39
		1604DR	MISSISSIPPI	KATRINA	482,033,231.50	426,645,064.70
BECHTEL NATIONAL, INC. Total					504,571,878.50	440,281,607.07
US COAST GUARD	2501-MISSIONS-FOS	1602DR	FLORIDA	KATRINA	1.00	
		1603DR	LOUISIANA	KATRINA	3,275,000.00	411,709.42
		1604DR	MISSISSIPPI	KATRINA	13,970,000.00	813,033.25
		1605DR	ALABAMA	KATRINA	2,275,000.00	294,148.49
		1606DR	TEXAS	RITA	100,000.00	
		1609DR	FLORIDA	WILMA	50,000.00	
		3214EM	ALABAMA	KATRINA		
		3259EM	FLORIDA	RITA	16,000.00	
		3260EM	LOUISIANA	RITA	25,000.00	
		3261EM	TEXAS	RITA	200,000.00	
	2507-MISSIONS-TA	1603DR	LOUISIANA	KATRINA	37,500.00	
	2508-MISSIONS-DFA	1603DR	LOUISIANA	KATRINA	165,000,000.00	11,378,085.61
		1604DR	MISSISSIPPI	KATRINA	232,000,000.00	553.66
		1605DR	ALABAMA	KATRINA		
		1606DR	TEXAS	RITA	8,000,000.00	
		1607DR	LOUISIANA	RITA	18,400,000.00	
		1609DR	FLORIDA	WILMA	70,000.00	
US COAST GUARD Total					443,418,501.00	12,897,530.43
US DEPARTMENT OF LABOR	2501-MISSIONS-FOS	1603DR	LOUISIANA	KATRINA		
		1604DR	MISSISSIPPI	KATRINA	314,945.96	14,945.96
	2503-UNEMPLOYMENT	1603DR	LOUISIANA	KATRINA	320,361,035.00	320,361,035.00
		1604DR	MISSISSIPPI	KATRINA	88,450,000.00	88,450,000.00
		1605DR	ALABAMA	KATRINA	1,372,364.00	1,372,364.00
		1606DR	TEXAS	RITA	9,759,933.00	9,759,933.00
		1607DR	LOUISIANA	RITA	11,785,488.00	11,785,488.00
		1609DR	FLORIDA	WILMA	6,050,125.00	6,050,125.00
US DEPARTMENT OF LABOR Total					438,093,890.96	437,793,890.96
CH2M HILL CONSTRUCTORS, INC.	2507-MISSIONS-TA	1604DR	MISSISSIPPI	KATRINA		
	2592-INSPECTIONS IHP/IFG	1604DR	MISSISSIPPI	KATRINA	1,675,499.84	468,414.11
	MANUFACTURED HOUSING	1603DR	LOUISIANA	KATRINA	225,894,358.10	185,462,028.17
		1604DR	MISSISSIPPI	KATRINA	130,152,450.87	109,394,214.33
		1605DR	ALABAMA	KATRINA	36,697,538.02	25,491,492.76
		1606DR	TEXAS	RITA	35,881,812.94	30,045,913.00
CH2M HILL CONSTRUCTORS, INC. Total					430,301,659.77	350,862,062.37
USDA FOREST SERVICE	2501-MISSIONS-FOS	1602DR	FLORIDA	KATRINA	735,000.00	11,409.42
		1603DR	LOUISIANA	KATRINA	139,776,000.00	8,273,199.93
		1604DR	MISSISSIPPI	KATRINA	8,607,000.00	18,479.22
		1605DR	ALABAMA	KATRINA	1,280,000.00	22,030.32
		1606DR	TEXAS	RITA	124,330,000.00	8,794.05
		1609DR	FLORIDA	WILMA	5,910,000.00	52,383.80
		3213EM	MISSISSIPPI	KATRINA	80,288.00	
		3214EM	ALABAMA	KATRINA		
		3216EM	TEXAS	KATRINA	5,000.00	2,655.53
		3217EM	TENNESSEE	KATRINA		
		3218EM	GEORGIA	KATRINA		

VENDOR ALPHA	PROGRAM NAME	PROG CODE	STATE NAME	EVENT NAME	OBLIGATIONS	EXPENDITURES	
		3222EM	NORTH CAROLINA	KATRINA			
		3231EM	KENTUCKY	KATRINA			
		3233EM	SOUTH CAROLINA	KATRINA			
		3241EM	ARIZONA	KATRINA	2,000,000.00	1,962.98	
		3259EM	FLORIDA	RITA	740,000.00		
		3261EM	TEXAS	RITA	21,155,000.00		
	2507-MISSIONS-TA	1602DR	FLORIDA	KATRINA	10,000.00		
		1604DR	MISSISSIPPI	KATRINA	62,500.00		
	2508-MISSIONS-DFA	1603DR	LOUISIANA	KATRINA	10,000,000.00		
		1604DR	MISSISSIPPI	KATRINA	6,700,000.00	8,943.53	
		1606DR	TEXAS	RITA	650,000.00		
		1607DR	LOUISIANA	RITA	40,500,000.00	49.14	
		3216EM	TEXAS	KATRINA	22,500,000.00	247,489.93	
	USDA FOREST SERVICE Total					385,040,788.00	8,647,397.85
	MORGAN BUILDINGS & SPAS, INC.	25XX-OTHER SERVICES	1603DR	LOUISIANA	KATRINA	348.75	
1606DR			TEXAS	RITA	14,996.00	14,996.00	
31XX-EQUIPMENT		1603DR	LOUISIANA	KATRINA	125,000.00	125,000.00	
MANUFACTURED HOUSING		1603DR	LOUISIANA	KATRINA	114,362,394.00	95,141,079.77	
		1604DR	MISSISSIPPI	KATRINA	244,122,500.00	244,122,500.00	
1605DR	ALABAMA	KATRINA	13,700,000.00	13,700,000.00			
MORGAN BUILDINGS & SPAS, INC. Total					372,325,238.75	353,103,575.77	
PRECISION HOMES	MANUFACTURED HOUSING	1603DR	LOUISIANA	KATRINA	125,000,000.00	125,000,000.00	
		1605DR	ALABAMA	KATRINA	162,515,000.00	155,878,481.99	
PRECISION HOMES Total					287,515,000.00	280,878,481.99	
AMERICAN RED CROSS	2501-MISSIONS-FOS	1603DR	LOUISIANA	KATRINA	50,000.00	11,159.43	
		1606DR	TEXAS	RITA			
		3232EM	MISSOURI	KATRINA			
		3261EM	TEXAS	RITA			
	25XX-OTHER SERVICES	1603DR	LOUISIANA	KATRINA	125,400,000.00	110,000,000.00	
		1604DR	MISSISSIPPI	KATRINA	59,850,000.00	52,500,000.00	
		1605DR	ALABAMA	KATRINA	14,250,000.00	12,500,000.00	
		1606DR	TEXAS	RITA	47,387,014.20	41,437,014.20	
		1607DR	LOUISIANA	RITA	37,050,000.00	32,500,000.00	
	31XX-EQUIPMENT	1604DR	MISSISSIPPI	KATRINA	199,800.00		
AMERICAN RED CROSS Total					284,186,814.20	248,948,173.63	
DEPARTMENT OF HEALTH AND HUMAN SERVICES	2501-MISSIONS-FOS	1602DR	FLORIDA	KATRINA	365,000.00		
		1603DR	LOUISIANA	KATRINA	615,000.00		
		1604DR	MISSISSIPPI	KATRINA	695,000.00		
		1605DR	ALABAMA	KATRINA	50,000.00		
		1606DR	TEXAS	RITA	21,000,000.00		
		1609DR	FLORIDA	WILMA	1,230,000.00		
		3213EM	MISSISSIPPI	KATRINA	50,000.00		
		3214EM	ALABAMA	KATRINA			
		3215EM	ARKANSAS	KATRINA	10,000.00		
		3216EM	TEXAS	KATRINA	80,000.00		
		3217EM	TENNESSEE	KATRINA	2,000.00		
		3218EM	GEORGIA	KATRINA	52,000.00		
		3222EM	NORTH CAROLINA	KATRINA	2,000.00		
		3231EM	KENTUCKY	KATRINA	2,000.00		
		3233EM	SOUTH CAROLINA	KATRINA	2,000.00		
		3259EM	FLORIDA	RITA	10,000.00		
		3261EM	TEXAS	RITA	35,180,000.00		
		2507-MISSIONS-TA	1603DR	LOUISIANA	KATRINA	30,000.00	
			1604DR	MISSISSIPPI	KATRINA	207,500.00	
			3217EM	TENNESSEE	KATRINA	5,000.00	
	2508-MISSIONS-DFA	1603DR	LOUISIANA	KATRINA	82,686,996.52		
		1604DR	MISSISSIPPI	KATRINA	64,815,500.00	2,737,331.45	
		1605DR	ALABAMA	KATRINA			

VENDOR ALPHA	PROGRAM NAME	PROG CODE	STATE NAME	EVENT NAME	OBLIGATIONS	EXPENDITURES
		1607DR	LOUISIANA	RITA	20,100,000.00	
		1609DR	FLORIDA	WILMA	8,165,000.00	
		3215EM	ARKANSAS	KATRINA	3,000,000.00	
		3216EM	TEXAS	KATRINA	10,000,000.00	
		3237EM	ALABAMA	KATRINA	1,000,000.00	
		3260EM	LOUISIANA	RITA		
	25XX-OTHER SERVICES	1603DR	LOUISIANA	KATRINA	1,653,976.01	
		1604DR	MISSISSIPPI	KATRINA	2,931,940.00	2,909,940.00
		1605DR	ALABAMA	KATRINA	205,500.00	205,500.00
		1606DR	TEXAS	RITA	487,729.17	400,000.00
		1609DR	FLORIDA	WILMA	11,000.00	10,000.00
	26XX-SUPPLIES & MATERIALS	1603DR	LOUISIANA	KATRINA	180,001.00	
		1604DR	MISSISSIPPI	KATRINA	3,050,000.00	3,050,000.00
	CRISIS COUNSELING	1603DR	LOUISIANA	KATRINA	7,722,630.00	7,722,630.00
		1604DR	MISSISSIPPI	KATRINA	6,658,389.00	6,658,389.00
		1605DR	ALABAMA	KATRINA	488,246.00	488,246.00
		1606DR	TEXAS	RITA	1,546,988.00	1,546,988.00
		1609DR	FLORIDA	WILMA	3,246,808.00	3,246,808.00
DEPARTMENT OF HEALTH AND HUMAN SERVICES Total					277,538,203.70	28,975,832.45
FEDERAL PROTECTIVE SERVICE/DHS	2501-MISSIONS-FOS	1603DR	LOUISIANA	KATRINA	156,783,020.00	61,833,932.20
		1604DR	MISSISSIPPI	KATRINA	28,452,766.73	324,052.16
		1605DR	ALABAMA	KATRINA	5,452,500.00	54,484.91
		1606DR	TEXAS	RITA	7,668,816.80	
		1607DR	LOUISIANA	RITA	5,000,000.00	
		1609DR	FLORIDA	WILMA	30,371,511.90	
		3213EM	MISSISSIPPI	KATRINA	188,608.00	
		3214EM	ALABAMA	KATRINA	31,478.00	
		3215EM	ARKANSAS	KATRINA	460,000.00	
		3216EM	TEXAS	KATRINA	7,000,000.00	
		3259EM	FLORIDA	RITA	10,000.00	
		3260EM	LOUISIANA	RITA	125,000.00	
		3261EM	TEXAS	RITA	100,000.00	
	2507-MISSIONS-TA	1603DR	LOUISIANA	KATRINA		
	2508-MISSIONS-DFA	1603DR	LOUISIANA	KATRINA		
		1604DR	MISSISSIPPI	KATRINA	700,000.00	168,610.50
		1609DR	FLORIDA	WILMA	150,000.00	
		3260EM	LOUISIANA	RITA	100,000.00	
	25XX-OTHER SERVICES	1602DR	FLORIDA	KATRINA	5,616,000.00	
		1603DR	LOUISIANA	KATRINA	70,272.00	
		1604DR	MISSISSIPPI	KATRINA	328,312.00	
		1605DR	ALABAMA	KATRINA	70,272.00	
FEDERAL PROTECTIVE SERVICE/DHS Total					248,678,557.43	62,381,079.77
AL EMERGENCY MANAGEMENT AGENCY	414X-HOUSING & OTHER NEEDS	1605DR	ALABAMA	KATRINA	121,113,238.63	117,829,601.16
	416X-PUBLIC ASSISTANCE	1605DR	ALABAMA	KATRINA	98,043,534.94	73,025,853.73
		3237EM	ALABAMA	KATRINA	2,840,416.04	2,808,190.44
	4173-HAZARD MITIGATION	1605DR	ALABAMA	KATRINA	7,694,402.00	379,016.71
	CRISIS COUNSELING	1605DR	ALABAMA	KATRINA	3,851,188.00	2,570,321.98
AL EMERGENCY MANAGEMENT AGENCY Total					233,542,779.61	196,612,984.02
GENERAL SERVICES ADMINISTRATION	21XX-TRAVEL OF PEOPLE	1604DR	MISSISSIPPI	KATRINA	32,208.00	22,882.50
	22XX-TRANSPORT OF THINGS	1602DR	FLORIDA	KATRINA	20,000.00	2,612.05
		1603DR	LOUISIANA	KATRINA	4,256,000.00	375,806.91
		1604DR	MISSISSIPPI	KATRINA	1,040,650.88	160,984.13
		1605DR	ALABAMA	KATRINA	401,600.00	25,568.46
		1606DR	TEXAS	RITA	90,000.00	38,970.50
		1607DR	LOUISIANA	RITA	11,601.35	3,812.21
		1609DR	FLORIDA	WILMA	560,000.00	21,134.82
		3215EM	ARKANSAS	KATRINA	25.38	25.38
		3216EM	TEXAS	KATRINA	4,682.74	4,682.74

VENDOR ALPHA	PROGRAM NAME	PROG CODE	STATE NAME	EVENT NAME	OBLIGATIONS	EXPENDITURES
		3224EM	COLORADO	KATRINA	16.21	
	23XX-RENT, COMM, UTILITIES	1602DR	FLORIDA	KATRINA	300,000.00	300,000.00
		1603DR	LOUISIANA	KATRINA	7,459,254.00	5,535,029.91
		1604DR	MISSISSIPPI	KATRINA	8,686,547.00	2,863,761.63
		1605DR	ALABAMA	KATRINA	717,099.00	643,983.97
		1606DR	TEXAS	RITA	3,164,396.00	2,659,430.00
		1607DR	LOUISIANA	RITA	2,067,847.00	1,673,062.00
		1609DR	FLORIDA	WILMA	3,370,697.00	2,556,486.43
		3214EM	ALABAMA	KATRINA	30,000.00	30,000.00
	2501-MISSIONS-FOS	1602DR	FLORIDA	KATRINA	165,000.00	
		1603DR	LOUISIANA	KATRINA	6,849,500.00	339,888.44
		1604DR	MISSISSIPPI	KATRINA	62,677,018.36	746,875.80
		1605DR	ALABAMA	KATRINA	11,333,000.00	591,517.20
		1606DR	TEXAS	RITA	370,000.00	27,770.56
		1607DR	LOUISIANA	RITA	5,528,185.00	37,963.70
		1609DR	FLORIDA	WILMA	170,000.00	13,622.20
		3212EM	LOUISIANA	KATRINA		
		3213EM	MISSISSIPPI	KATRINA	1,770,000.00	69,618.01
		3214EM	ALABAMA	KATRINA		
		3215EM	ARKANSAS	KATRINA	60,000.00	7,451.56
		3216EM	TEXAS	KATRINA	285,000.00	7,872.19
		3224EM	COLORADO	KATRINA		
		3259EM	FLORIDA	RITA	10,000.00	
		3261EM	TEXAS	RITA	520,000.00	
	2508-MISSIONS-DFA	1603DR	LOUISIANA	KATRINA	1,000,000.00	
		1604DR	MISSISSIPPI	KATRINA		
		1609DR	FLORIDA	WILMA		
		3212EM	LOUISIANA	KATRINA	1,500,000.00	2,096.06
		3223EM	UTAH	KATRINA		
	25XX-OTHER SERVICES	1603DR	LOUISIANA	KATRINA	8,737,759.00	4,040,700.68
		1604DR	MISSISSIPPI	KATRINA	58,562,407.95	3,331,411.64
		1605DR	ALABAMA	KATRINA	157,038.00	
		1606DR	TEXAS	RITA	510,685.57	
		1607DR	LOUISIANA	RITA	49,500.00	
		1609DR	FLORIDA	WILMA	5,442,309.00	34,024.00
	26XX-SUPPLIES & MATERIALS	1603DR	LOUISIANA	KATRINA	1,053.45	
		1604DR	MISSISSIPPI	KATRINA	60,000.00	42,042.20
GENERAL SERVICES ADMINISTRATION Total					197,971,080.89	26,211,087.88
CLEARBROOK LLC	23XX-RENT, COMM, UTILITIES	1603DR	LOUISIANA	KATRINA	21,724,500.00	21,724,500.00
	25XX-OTHER SERVICES	1603DR	LOUISIANA	KATRINA	43,720,240.00	5,339,892.20
	26XX-SUPPLIES & MATERIALS	1607DR	LOUISIANA	RITA	8,390,250.00	8,189,240.40
	31XX-EQUIPMENT	1603DR	LOUISIANA	KATRINA	16,284,352.00	12,999,596.00
	32XX-LAND & STRUCTURES	1603DR	LOUISIANA	KATRINA	4,559,846.00	4,559,846.00
	MANUFACTURED HOUSING	1603DR	LOUISIANA	KATRINA	97,306,980.00	97,306,980.00
CLEARBROOK LLC Total					191,986,168.00	150,120,054.60
EMERGENCY RESPONSE PROG MANAGEMENT	2594-INSPECTIONS PA TAC	1602DR	FLORIDA	KATRINA	1,360,000.00	1,350,159.78
		1603DR	LOUISIANA	KATRINA	118,691,837.68	86,783,561.35
		1604DR	MISSISSIPPI	KATRINA	28,381,800.00	23,045,544.00
		1606DR	TEXAS	RITA	3,391,100.00	3,100,213.58
		1609DR	FLORIDA	WILMA	13,610,000.00	12,072,760.10
		3215EM	ARKANSAS	KATRINA	1,583,900.00	1,521,498.99
		3216EM	TEXAS	KATRINA	1,954,900.00	1,526,539.64
		3229EM	NEW MEXICO	KATRINA	139,800.00	113,728.82
EMERGENCY RESPONSE PROG MANAGEMENT Total					169,113,337.68	129,514,006.26
FEMA GROUP TRAVEL	21XX-TRAVEL OF PEOPLE	1602DR	FLORIDA	KATRINA	2,063,994.12	1,772,599.52
		1603DR	LOUISIANA	KATRINA	60,179,204.66	58,602,659.54
		1604DR	MISSISSIPPI	KATRINA	42,003,022.88	37,590,408.92
		1605DR	ALABAMA	KATRINA	11,526,347.08	11,079,609.72

VENDOR ALPHA	PROGRAM NAME	PROG CODE	STATE NAME	EVENT NAME	OBLIGATIONS	EXPENDITURES
		1606DR	TEXAS	RITA	23,961,650.89	23,561,771.84
		1607DR	LOUISIANA	RITA	3,168,657.96	2,973,075.75
		1609DR	FLORIDA	WILMA	13,378,650.00	13,308,766.87
		3212EM	LOUISIANA	KATRINA	5,559.37	5,559.37
		3215EM	ARKANSAS	KATRINA	1,692,159.35	1,668,633.67
		3216EM	TEXAS	KATRINA	2,854,540.41	2,825,846.36
		3217EM	TENNESSEE	KATRINA	67,982.84	67,982.84
		3218EM	GEORGIA	KATRINA	767.15	767.15
		3219EM	OKLAHOMA	KATRINA	88,459.16	75,854.98
		3221EM	WEST VIRGINIA	KATRINA	26,021.70	26,021.70
		3223EM	UTAH	KATRINA	34,311.49	28,639.45
		3224EM	COLORADO	KATRINA	171,985.22	166,363.65
		3225EM	MICHIGAN	KATRINA	198,205.48	165,335.61
		3226EM	DISTRICT OF COLUMBIA	KATRINA	38,622.50	38,622.50
		3227EM	WASHINGTON	KATRINA	129,929.12	122,504.20
		3228EM	OREGON	KATRINA	20,421.63	14,240.63
		3229EM	NEW MEXICO	KATRINA	44,429.60	40,759.31
		3230EM	ILLINOIS	KATRINA	35,498.68	23,899.36
		3231EM	KENTUCKY	KATRINA	7,960.79	7,960.79
		3232EM	MISSOURI	KATRINA	230,804.50	217,333.27
		3233EM	SOUTH CAROLINA	KATRINA	40,089.27	40,089.27
		3234EM	SOUTH DAKOTA	KATRINA	8,827.91	7,771.22
		3235EM	PENNSYLVANIA	KATRINA	78,931.06	78,931.06
		3236EM	KANSAS	KATRINA	186.90	186.90
		3238EM	INDIANA	KATRINA		
		3239EM	IOWA	KATRINA	4,927.66	4,927.66
		3240EM	VIRGINIA	KATRINA	7,659.06	7,659.06
		3241EM	ARIZONA	KATRINA	169,424.02	168,119.17
		3242EM	MINNESOTA	KATRINA		
		3243EM	NEVADA	KATRINA	194,136.15	188,451.48
		3244EM	IDAHO	KATRINA	3,603.26	3,603.26
		3245EM	NEBRASKA	KATRINA	1,301.61	1,301.61
		3246EM	CONNECTICUT	KATRINA	19,927.66	6,209.38
		3247EM	NORTH DAKOTA	KATRINA	15,599.78	15,492.46
		3248EM	CALIFORNIA	KATRINA	332,362.04	315,554.27
		3249EM	WISCONSIN	KATRINA		
		3250EM	OHIO	KATRINA		
		3251EM	MARYLAND	KATRINA	52,711.86	52,711.86
		3252EM	MASSACHUSETTS	KATRINA	160,165.65	136,579.85
		3253EM	MONTANA	KATRINA	7,363.50	7,260.42
		3255EM	RHODE ISLAND	KATRINA	13,791.99	7,916.15
		3256EM	MAINE	KATRINA	6,000.00	
		3257EM	NEW JERSEY	KATRINA	2,366.13	1,773.59
		3258EM	NEW HAMPSHIRE	KATRINA	6,000.00	91.71
		3259EM	FLORIDA	RITA	25,059.98	25,059.98
		3261EM	TEXAS	RITA	13,237.61	13,237.61
		3262EM	NEW YORK	KATRINA	73,300.00	66,692.06
		3263EM	DELAWARE	KATRINA	379.32	379.32
	MANUFACTURED HOUSING	1603DR	LOUISIANA	KATRINA		
	FEMA GROUP TRAVEL Total				163,166,539.00	155,535,216.35
GBL'S	22XX-TRANSPORT OF THINGS	1602DR	FLORIDA	KATRINA	500,000.00	35,126.59
		1603DR	LOUISIANA	KATRINA	106,000,000.00	99,540,054.27
		1604DR	MISSISSIPPI	KATRINA	26,050,000.00	20,394,803.36
		1605DR	ALABAMA	KATRINA	10,060,800.00	4,248,654.28
		1606DR	TEXAS	RITA	2,250,000.00	1,861,592.59
		1607DR	LOUISIANA	RITA	200,000.00	175,578.11
		1609DR	FLORIDA	WILMA	14,000,000.00	4,261,433.83
	25XX-OTHER SERVICES	1603DR	LOUISIANA	KATRINA	2,500.00	1,886.00

VENDOR ALPHA	PROGRAM NAME	PROG CODE	STATE NAME	EVENT NAME	OBLIGATIONS	EXPENDITURES
GBL'S Total					159,063,300.00	130,519,129.03
PARTNERSHIP FOR RESPONSE & RECOVERY	2592-INSPECTIONS IHP/IFG	1603DR	LOUISIANA	KATRINA	52,178,260.32	38,233,769.70
		1604DR	MISSISSIPPI	KATRINA	51,656,956.48	39,563,272.35
		1606DR	TEXAS	RITA	495,566.55	495,566.55
		1607DR	LOUISIANA	RITA	15,225,791.28	11,804,476.31
		1609DR	FLORIDA	WILMA	26,288,645.12	21,877,317.92
	25XX-OTHER SERVICES	1603DR	LOUISIANA	KATRINA		
PARTNERSHIP FOR RESPONSE & RECOVERY Total					145,845,219.75	111,974,402.83
NISTC	2594-INSPECTIONS PA TAC	1602DR	FLORIDA	KATRINA	4,311,000.00	3,929,620.58
		1603DR	LOUISIANA	KATRINA	89,464,300.00	78,695,006.83
		1604DR	MISSISSIPPI	KATRINA	31,460,300.00	26,852,482.84
		1605DR	ALABAMA	KATRINA	878,600.00	737,882.22
		1606DR	TEXAS	RITA	3,729,300.00	2,785,412.15
		1609DR	FLORIDA	WILMA	14,530,200.00	12,179,052.06
		3240EM	VIRGINIA	KATRINA	339,100.00	183,180.61
NISTC Total					144,712,800.00	125,362,637.29
CMH MANUFACTURING, INC.	MANUFACTURED HOUSING	1603DR	LOUISIANA	KATRINA	69,790,000.00	58,205,262.00
		1604DR	MISSISSIPPI	KATRINA	69,177,578.79	69,174,578.79
CMH MANUFACTURING, INC. Total					138,967,578.79	127,379,840.79
ALLTECH	2592-INSPECTIONS IHP/IFG	1603DR	LOUISIANA	KATRINA	51,193,807.26	38,577,755.83
		1605DR	ALABAMA	KATRINA	9,886,811.36	8,824,046.08
		1606DR	TEXAS	RITA	43,555,358.00	32,264,766.68
		1607DR	LOUISIANA	RITA	15,708,751.04	12,106,449.28
		1609DR	FLORIDA	WILMA	18,066,256.00	17,199,591.11
ALLTECH Total					138,410,983.66	108,972,608.98
NORTH AMERICAN CATASTROPHE SVCS INC	MANUFACTURED HOUSING	1603DR	LOUISIANA	KATRINA	120,087,309.70	118,702,035.99
		1605DR	ALABAMA	KATRINA	3,511,777.94	466,690.93
		1609DR	FLORIDA	WILMA	4,194,556.00	4,194,556.00
NORTH AMERICAN CATASTROPHE SVCS INC Total					127,793,643.64	123,363,282.92
BOURGET'S OF THE SOUTH, LLC	MANUFACTURED HOUSING	1603DR	LOUISIANA	KATRINA	7,355,005.60	7,355,005.60
		1605DR	ALABAMA	KATRINA	112,144,650.00	112,144,650.00
BOURGET'S OF THE SOUTH, LLC Total					119,499,655.60	119,499,655.60
PRI/DJI, A RECONSTRUCTION JV	25XX-OTHER SERVICES	1604DR	MISSISSIPPI	KATRINA		
	MANUFACTURED HOUSING	1603DR	LOUISIANA	KATRINA	61,017,506.51	3,619,534.81
		1604DR	MISSISSIPPI	KATRINA	43,162,761.92	2,883,940.84
PRI/DJI, A RECONSTRUCTION JV Total					104,180,268.43	6,503,475.65
AMERICOLD LOGISTICS LLC	22XX-TRANSPORT OF THINGS	1603DR	LOUISIANA	KATRINA	6,000,000.00	6,000,000.00
		1604DR	MISSISSIPPI	KATRINA	25,168,506.58	25,000,000.00
	25XX-OTHER SERVICES	1603DR	LOUISIANA	KATRINA	15,760,000.00	14,014,273.90
		1604DR	MISSISSIPPI	KATRINA	50,000,000.00	49,965,288.41
AMERICOLD LOGISTICS LLC Total					96,928,506.58	94,979,562.31
HOUSING & URBAN DEVELOPMENT	2501-MISSIONS-FOS	1603DR	LOUISIANA	KATRINA	3,695,000.00	1,809,846.57
		1604DR	MISSISSIPPI	KATRINA	127,680.00	67,653.00
		1605DR	ALABAMA	KATRINA		
		1606DR	TEXAS	RITA	120,000.00	60,276.00
		3216EM	TEXAS	KATRINA	100,000.00	
	2508-MISSIONS-DFA	1603DR	LOUISIANA	KATRINA	79,000,000.00	34,184,914.00
HOUSING & URBAN DEVELOPMENT Total					83,042,680.00	36,122,689.57
CHAMPION HOME BUILDERS CO	MANUFACTURED HOUSING	1603DR	LOUISIANA	KATRINA	80,759,579.79	70,400,027.50
CHAMPION HOME BUILDERS CO Total					80,759,579.79	70,400,027.50
US BANK	21XX-TRAVEL OF PEOPLE	1603DR	LOUISIANA	KATRINA	233,500.00	21,485.49
		1604DR	MISSISSIPPI	KATRINA	40,898.90	3,694.21
		1605DR	ALABAMA	KATRINA	85,351.88	3,561.05
		1606DR	TEXAS	RITA	405,000.00	
		1607DR	LOUISIANA	RITA	40,000.00	20,000.00
		1609DR	FLORIDA	WILMA	56,000.00	2,563.06
		3215EM	ARKANSAS	KATRINA	1,000.00	206.40
		22XX-TRANSPORT OF THINGS	1602DR	FLORIDA	KATRINA	5,000.00

VENDOR ALPHA	PROGRAM NAME	PROG CODE	STATE NAME	EVENT NAME	OBLIGATIONS	EXPENDITURES
		1603DR	LOUISIANA	KATRINA	40,103.00	100.00
		1604DR	MISSISSIPPI	KATRINA	6,100.00	696.00
		1605DR	ALABAMA	KATRINA	8,550.02	2,203.37
		1606DR	TEXAS	RITA	30,000.00	1,781.84
		1609DR	FLORIDA	WILMA		
		3215EM	ARKANSAS	KATRINA	8,750.00	2,420.00
		3216EM	TEXAS	KATRINA	10,000.00	1,950.60
	23XX-RENT, COMM, UTILITIES	1602DR	FLORIDA	KATRINA	1,600.00	1,510.00
		1603DR	LOUISIANA	KATRINA	1,651,094.89	335,935.68
		1604DR	MISSISSIPPI	KATRINA	324,480.44	160,820.97
		1605DR	ALABAMA	KATRINA	39,000.00	22,525.00
		1606DR	TEXAS	RITA	76,513.22	18,954.74
		1607DR	LOUISIANA	RITA	501,400.00	12,522.00
		1609DR	FLORIDA	WILMA	43,174.94	19,805.83
		3215EM	ARKANSAS	KATRINA	7,391.50	3,241.50
		3216EM	TEXAS	KATRINA	8,787.50	4,546.11
		3219EM	OKLAHOMA	KATRINA		
		3229EM	NEW MEXICO	KATRINA		
		3261EM	TEXAS	RITA	50,000.00	4,733.42
	24XX-PRINT & REPRO	1602DR	FLORIDA	KATRINA	10,500.00	
		1603DR	LOUISIANA	KATRINA	626,580.70	45,444.29
		1604DR	MISSISSIPPI	KATRINA	865,357.10	381,319.08
		1605DR	ALABAMA	KATRINA	189,892.00	115,126.27
		1606DR	TEXAS	RITA	313,555.00	153,657.05
		1607DR	LOUISIANA	RITA	239,000.00	71,769.89
		1609DR	FLORIDA	WILMA	88,208.80	47,463.95
		3215EM	ARKANSAS	KATRINA	2,779.05	2,234.46
		3216EM	TEXAS	KATRINA	31,554.44	23,596.04
		3219EM	OKLAHOMA	KATRINA	755.65	755.65
		3229EM	NEW MEXICO	KATRINA	36.64	36.64
		3261EM	TEXAS	RITA	20,000.00	20,000.00
	25XX-OTHER SERVICES	1602DR	FLORIDA	KATRINA	10,000.00	4,304.18
		1603DR	LOUISIANA	KATRINA	4,019,478.85	1,572,079.17
		1604DR	MISSISSIPPI	KATRINA	1,310,746.70	789,060.98
		1605DR	ALABAMA	KATRINA	184,995.93	51,475.71
		1606DR	TEXAS	RITA	327,795.87	112,062.99
		1607DR	LOUISIANA	RITA	842,262.58	31,979.24
		1609DR	FLORIDA	WILMA	168,157.46	49,022.87
		3215EM	ARKANSAS	KATRINA	2,870.00	1,125.00
		3216EM	TEXAS	KATRINA	15,425.96	11,537.29
		3219EM	OKLAHOMA	KATRINA		
		3229EM	NEW MEXICO	KATRINA		
		3261EM	TEXAS	RITA	50,000.00	(3,807.21)
	26XX-SUPPLIES & MATERIALS	1602DR	FLORIDA	KATRINA	77,560.70	40,848.05
		1603DR	LOUISIANA	KATRINA	21,353,276.62	7,304,106.22
		1604DR	MISSISSIPPI	KATRINA	9,713,307.63	6,099,642.44
		1605DR	ALABAMA	KATRINA	3,044,267.88	2,059,268.42
		1606DR	TEXAS	RITA	2,029,458.38	821,920.28
		1607DR	LOUISIANA	RITA	7,001,368.00	2,826,709.21
		1609DR	FLORIDA	WILMA	880,833.02	544,025.84
		3212EM	LOUISIANA	KATRINA	2,000.00	1,284.11
		3215EM	ARKANSAS	KATRINA	79,640.53	51,201.97
		3216EM	TEXAS	KATRINA	271,829.53	197,038.79
		3219EM	OKLAHOMA	KATRINA		
		3221EM	WEST VIRGINIA	KATRINA	94.45	94.45
		3223EM	UTAH	KATRINA	4,000.00	
		3224EM	COLORADO	KATRINA	4,000.00	1,729.21
		3225EM	MICHIGAN	KATRINA	2,000.00	711.67

VENDOR ALPHA	PROGRAM NAME	PROG CODE	STATE NAME	EVENT NAME	OBLIGATIONS	EXPENDITURES	
	31XX-EQUIPMENT	3227EM	WASHINGTON	KATRINA	112.64	112.64	
		3229EM	NEW MEXICO	KATRINA	115.74	15.74	
		3232EM	MISSOURI	KATRINA	5,000.00	4,328.05	
		3261EM	TEXAS	RITA	135,500.00	22,851.20	
		1602DR	FLORIDA	KATRINA	89,500.00	26,622.00	
		1603DR	LOUISIANA	KATRINA	8,560,526.74	2,956,757.67	
		1604DR	MISSISSIPPI	KATRINA	6,071,177.26	4,476,663.42	
		1605DR	ALABAMA	KATRINA	907,174.89	571,528.74	
		1606DR	TEXAS	RITA	553,547.02	125,940.24	
		1607DR	LOUISIANA	RITA	1,748,374.10	61,767.48	
	1609DR	FLORIDA	WILMA	231,470.78	71,112.23		
	3215EM	ARKANSAS	KATRINA	17,279.02	9,741.91		
	3216EM	TEXAS	KATRINA	113,301.90	90,591.92		
	3219EM	OKLAHOMA	KATRINA				
	3229EM	NEW MEXICO	KATRINA				
	3261EM	TEXAS	RITA	90,000.00	38,375.82		
	MANUFACTURED HOUSING	1603DR	LOUISIANA	KATRINA	50,000.00	37,369.51	
		1604DR	MISSISSIPPI	KATRINA	216,500.00	16,681.90	
		1607DR	LOUISIANA	RITA			
	US BANK Total					76,246,865.85	32,584,681.94
CUSTOMS AND BORDER PROTECTION	2501-MISSIONS-FOS	1602DR	FLORIDA	KATRINA	11,447,424.00	6,226,283.63	
		1603DR	LOUISIANA	KATRINA	28,410,525.00		
		1604DR	MISSISSIPPI	KATRINA	8,517,200.00	266,152.45	
		3216EM	TEXAS	KATRINA	500,000.00		
		3261EM	TEXAS	RITA	12,000,000.00		
	2508-MISSIONS-DFA	1604DR	MISSISSIPPI	KATRINA			
	26XX-SUPPLIES & MATERIALS	1602DR	FLORIDA	KATRINA	6,783.00		
		1603DR	LOUISIANA	KATRINA	99,874.00		
		1604DR	MISSISSIPPI	KATRINA	363,693.00	302,730.00	
		1605DR	ALABAMA	KATRINA	21,313.00		
1606DR		TEXAS	RITA	64,702.00			
CUSTOMS AND BORDER PROTECTION Total					61,431,514.00	6,795,166.08	
CITIBANK	21XX-TRAVEL OF PEOPLE	1603DR	LOUISIANA	KATRINA	23,264,074.93	22,524,605.84	
		1604DR	MISSISSIPPI	KATRINA	19,884,467.44	19,397,621.67	
		1605DR	ALABAMA	KATRINA	5,855,402.68	5,825,908.93	
		1606DR	TEXAS	RITA	5,486,154.44	5,482,604.44	
		1607DR	LOUISIANA	RITA	1,001,842.04	1,001,842.04	
		1609DR	FLORIDA	WILMA	1,002,790.15	532,654.81	
		3215EM	ARKANSAS	KATRINA	1,711.85	1,711.85	
		3216EM	TEXAS	KATRINA	15,561.27	15,561.27	
		3221EM	WEST VIRGINIA	KATRINA	1,331.70	1,331.70	
		3223EM	UTAH	KATRINA	1,171.40	1,089.25	
		3234EM	SOUTH DAKOTA	KATRINA	677.25		
		3247EM	NORTH DAKOTA	KATRINA	911.85	911.85	
		3248EM	CALIFORNIA	KATRINA	335.68	335.68	
		3253EM	MONTANA	KATRINA	3,160.92	2,796.55	
		22XX-TRANSPORT OF THINGS	1603DR	LOUISIANA	KATRINA	85,000.00	
			1604DR	MISSISSIPPI	KATRINA	85,000.00	
			1605DR	ALABAMA	KATRINA	70,000.00	
	25XX-OTHER SERVICES	1603DR	LOUISIANA	KATRINA			
		1605DR	ALABAMA	KATRINA			
		1606DR	TEXAS	RITA			
		1609DR	FLORIDA	WILMA	50,000.00		
	26XX-SUPPLIES & MATERIALS	1603DR	LOUISIANA	KATRINA	412,000.00	342,301.17	
		1604DR	MISSISSIPPI	KATRINA	91,000.00	29,893.34	
		1605DR	ALABAMA	KATRINA	13,000.00	134.44	
		1606DR	TEXAS	RITA	112,500.00	85,424.88	
	CITIBANK Total					57,438,093.60	55,246,729.71
	U S DEPARTMENT OF JUSTICE	2501-MISSIONS-FOS	1603DR	LOUISIANA	KATRINA	2,764,600.00	127,136.49
1604DR			MISSISSIPPI	KATRINA	2,655,000.00	40,667.64	
1609DR			FLORIDA	WILMA	45,000.00		
2507-MISSIONS-TA		1603DR	LOUISIANA	KATRINA	150,000.00		
2508-MISSIONS-DFA		1603DR	LOUISIANA	KATRINA	45,313,000.00	6,487,043.51	
		1604DR	MISSISSIPPI	KATRINA	4,867,000.00	132,309.52	
U S DEPARTMENT OF JUSTICE Total					55,794,600.00	6,787,157.16	
Grand Total					31,719,723,671.90	19,482,204,388.48	

FINANCIAL INFORMATION TOOL
FOR HURRICANE KATRINA, RITA, & WILMA DECLARATIONS ONLY
CHRONOLOGICAL LISTING BY DECLARATION OF OBLIGATION TRANSACTIONS GREATER THAN OR EQUAL TO \$50 MILLION (GROSS OF ANY SUBSEQUENT DE-OBLIGATIONS)
AS OF 08-30-2006

PROG CODE	STATE NAME	TRANS DATE	OBLIGATION NUMBER	VENDOR ALPHA	PROGRAM CATEGORY	OBLIGATIONS	QTY
1603DR	LOUISIANA	8/30/2005	1603DRLAMCOE-MVD 11	US ARMY CORPS OF ENGINEERS	2508-MISSIONS-DIRECT FED ASST (DFA)	50,000,000.00	1
		8/31/2005	1603DRLAMHHS 02	DEPARTMENT OF HEALTH AND HUMAN SERVICE	2501-MISSIONS-FED OPER SUP (FOS)	63,000,000.00	1
		9/3/2005	1603DRLAMCOE-MVD 05	US ARMY CORPS OF ENGINEERS	2508-MISSIONS-DIRECT FED ASST (DFA)	75,000,000.00	1
		9/4/2005	1603DRLAMCOE-MVD 07	US ARMY CORPS OF ENGINEERS	2508-MISSIONS-DIRECT FED ASST (DFA)	1,500,000,000.00	1
		9/5/2005	1603DRLAMDOD 23	DEPARTMENT OF DEFENSE	2501-MISSIONS-FED OPER SUP (FOS)	750,000,000.00	1
		9/6/2005	1603DRLAMDOD 29	DEPARTMENT OF DEFENSE	2501-MISSIONS-FED OPER SUP (FOS)	75,000,000.00	1
			1603DRLAMDOD 30	DEPARTMENT OF DEFENSE	2501-MISSIONS-FED OPER SUP (FOS)	490,000,000.00	1
			1603DRLAMDOD 31	DEPARTMENT OF DEFENSE	2501-MISSIONS-FED OPER SUP (FOS)	150,000,000.00	1
		9/8/2005	1603DRLAMEPA 03	ENVIRONMENTAL PROTECTION AGENCY	2508-MISSIONS-DIRECT FED ASST (DFA)	75,000,000.00	1
			1603DRLATTHP 01	LA OFFICE OF HOMELAND SECURITY &	4141-RENTAL 408(a)	510,000,000.00	1
		9/9/2005	1603DRLAMDOD 40	DEPARTMENT OF DEFENSE	2501-MISSIONS-FED OPER SUP (FOS)	65,000,000.00	1
			1603DRLAP00000001	LA OFFICE OF HOMELAND SECURITY &	416X-PUBLIC ASSISTANCE (PA)	218,823,700.76	1
		9/9/2005	1603DRLATTHP 01	LA OFFICE OF HOMELAND SECURITY &	4141-RENTAL 408(a)	600,000,000.00	1
			1603DRLAMCOE-MVD 21	US ARMY CORPS OF ENGINEERS	2501-MISSIONS-FED OPER SUP (FOS)	200,000,000.00	1
		9/10/2005	1603DRLAMUSCG 07	US COAST GUARD	2501-MISSIONS-FED OPER SUP (FOS)	150,000,000.00	2
			HSFEHQ-05-D-4125	PRECISION HOMES	3199-MH-PURCHASE UNITS-CAPITALIZED	125,000,000.00	1
		9/13/2005	1603DRLAP00000001	LA OFFICE OF HOMELAND SECURITY &	416X-PUBLIC ASSISTANCE (PA)	51,293,678.90	1
			HSFEHQ-05-C-4000	GULF STREAM COACH, INC.	3190-MH-PURCHASE UNITS-NON-CAPITALIZED	99,996,000.00	1
		9/15/2005	1603DRLAMUSFS 15	USDA FOREST SERVICE	2501-MISSIONS-FED OPER SUP (FOS)	130,000,000.00	1
			1603DRLAP00000001	LA OFFICE OF HOMELAND SECURITY &	416X-PUBLIC ASSISTANCE (PA)	453,209,070.72	1
		9/16/2005	HSFE06-05-F-6232	CLEARBROOK LLC	3190-MH-PURCHASE UNITS-NON-CAPITALIZED	50,000,000.00	1
		9/17/2005	1603DRLATTHP 01	LA OFFICE OF HOMELAND SECURITY &	4141-RENTAL 408(a)	400,000,000.00	1
		9/21/2005	1603DRLAMDOD 06	DEPARTMENT OF TRANSPORTATION	2508-MISSIONS-DIRECT FED ASST (DFA)	150,000,000.00	1
		9/24/2005	1603DRLAMCOE-MVD 05	US ARMY CORPS OF ENGINEERS	2508-MISSIONS-DIRECT FED ASST (DFA)	100,000,000.00	1
		9/25/2005	1603DRLATTHP 01	LA OFFICE OF HOMELAND SECURITY &	4141-RENTAL 408(a)	1,370,400,000.00	1
		9/26/2005	HSFE04-05-F-7039	DEPARTMENT OF DEFENSE	2660-FOOD & BEVERAGES	62,930,000.00	1
		9/27/2005	HSFEHQ-05-D-4334	MORGAN BUILDINGS & SPAS, INC.	3199-MH-PURCHASE UNITS-CAPITALIZED	83,958,000.00	1
		9/28/2005	HSFEHQ-05-D-4332	CHAMPION HOME BUILDERS CO	3199-MH-PURCHASE UNITS-CAPITALIZED	59,800,000.00	1
		9/29/2005	1603DRLAMDHUD 04	HOUSING & URBAN DEVELOPMENT	2508-MISSIONS-DIRECT FED ASST (DFA)	79,000,000.00	1
		10/2/2005	1603DRLATTHP 01	LA OFFICE OF HOMELAND SECURITY &	4141-RENTAL 408(a)	350,000,000.00	1
		10/3/2005	1603DRLAMEPA 03	ENVIRONMENTAL PROTECTION AGENCY	2508-MISSIONS-DIRECT FED ASST (DFA)	88,000,000.00	1
		10/8/2005	1603DRLATTHP 19	LA OFFICE OF HOMELAND SECURITY &	4149-OTHER NEEDS ASSISTANCE (ONA) AWARDS	100,000,000.00	1
		10/20/2005	1603DRLAMUSCG 09	US COAST GUARD	2508-MISSIONS-DIRECT FED ASST (DFA)	75,000,000.00	1
		10/21/2005	1603DRLAMCOE-MVD 23	US ARMY CORPS OF ENGINEERS	2508-MISSIONS-DIRECT FED ASST (DFA)	200,000,000.00	1
		10/22/2005	HSFEHQ-06-C-0024	AMERICAN RED CROSS	2580-OTHER SERVICE CONTRACTS	110,000,000.00	1
		10/31/2005	1603DRLAP00000001	LA OFFICE OF HOMELAND SECURITY &	416X-PUBLIC ASSISTANCE (PA)	88,802,983.46	1
			HSFEHQ-05-D-0471	FLUOR DANIEL INC	2591-CONTRACT SERVICES-MH	62,160,091.00	1
		11/1/2005	HSFEHQ-06-F-0047	CORPORATE LODGING CONSULTANTS, INC.	2580-OTHER SERVICE CONTRACTS	105,602,464.00	1
		11/5/2005	1603DRLATTHP 01	LA OFFICE OF HOMELAND SECURITY &	4141-RENTAL 408(a)	148,000,000.00	1
			1603DRLATTHP 17	LA OFFICE OF HOMELAND SECURITY &	4147-REPLACEMENT	386,000,000.00	1
			1603DRLATTHP 19	LA OFFICE OF HOMELAND SECURITY &	4149-OTHER NEEDS ASSISTANCE (ONA) AWARDS	361,000,000.00	1
		11/18/2005	1603DRLAMDOL 00	US DEPARTMENT OF LABOR	2503-DISASTER UNEMPLOYMENT (DUA)	55,000,000.00	1
		11/23/2005	1603DRLATTHP 19	LA OFFICE OF HOMELAND SECURITY &	4149-OTHER NEEDS ASSISTANCE (ONA) AWARDS	100,000,000.00	1
		12/5/2005	1603DRLATTHP 19	LA OFFICE OF HOMELAND SECURITY &	4149-OTHER NEEDS ASSISTANCE (ONA) AWARDS	50,000,000.00	1
		12/12/2005	1603DRLAMCOE-MVD 23	US ARMY CORPS OF ENGINEERS	2508-MISSIONS-DIRECT FED ASST (DFA)	199,932,487.70	1
			1603DRLAMUSCG 09	US COAST GUARD	2508-MISSIONS-DIRECT FED ASST (DFA)	75,000,000.00	1
		12/20/2005	HSFE06-06-X-2014	ENVIRONMENTAL PROTECTION AGENCY	2589-INTERAGENCY AGREEMENTS	255,665,898.00	1
		12/23/2005	1603DRLATTHP 19	LA OFFICE OF HOMELAND SECURITY &	4149-OTHER NEEDS ASSISTANCE (ONA) AWARDS	50,000,000.00	1
		12/29/2005	1603DRLATTHP 19	LA OFFICE OF HOMELAND SECURITY &	4149-OTHER NEEDS ASSISTANCE (ONA) AWARDS	75,000,000.00	1
		12/30/2005	1603DRLATTHP 19	LA OFFICE OF HOMELAND SECURITY &	4149-OTHER NEEDS ASSISTANCE (ONA) AWARDS	90,000,000.00	1
		1/6/2006	1603DRLATTHP 01	LA OFFICE OF HOMELAND SECURITY &	4141-RENTAL 408(a)	50,000,000.00	1
		1/7/2006	EMR-2006-GB-0000	GBL'S	2213-MH-TRANSPORTATION-DISASTER	70,000,000.00	1
		1/14/2006	1603DRLATTHP 19	LA OFFICE OF HOMELAND SECURITY &	4149-OTHER NEEDS ASSISTANCE (ONA) AWARDS	100,000,000.00	1
		1/19/2006	1603DRLATTHP 01	LA OFFICE OF HOMELAND SECURITY &	4141-RENTAL 408(a)	60,000,000.00	1
		1/30/2006	1603DRLATTHP 01	LA OFFICE OF HOMELAND SECURITY &	4141-RENTAL 408(a)	50,000,000.00	1
		2/7/2006	HSFEHQ-06-F-0047	CORPORATE LODGING CONSULTANTS, INC.	2580-OTHER SERVICE CONTRACTS	52,800,000.00	1
		2/16/2006	HSFEHQ-05-D-0592	CH2M HILL CONSTRUCTORS, INC.	2591-CONTRACT SERVICES-MH	75,178,562.50	1

PROG CODE	STATE NAME	TRANS DATE	OBLIGATION NUMBER	VENDOR ALPHA	PROGRAM CATEGORY	OBLIGATIONS	QTY
		3/1/2006	HSFEHQ-05-D-0471	FLUOR DANIEL INC	2591-CONTRACT SERVICES-MH	158,488,970.76	1
		3/3/2006	HSFEHQ-05-D-0471	FLUOR DANIEL INC	2591-CONTRACT SERVICES-MH	170,814,779.00	1
		3/15/2006	1603DRLAP00000001	LA OFFICE OF HOMELAND SECURITY &	416X-PUBLIC ASSISTANCE (PA)	55,750,323.10	1
		3/16/2006	1603DRLAMDOL_00	US DEPARTMENT OF LABOR	2503-DISASTER UNEMPLOYMENT (DUA)	91,411,844.00	1
			HSFEHQ-05-D-0573	SHAW ENVIRONMENTAL & INFRASTRUCTURE	2591-CONTRACT SERVICES-MH	139,278,621.00	1
		3/20/2006	1603DRLAP00000001	LA OFFICE OF HOMELAND SECURITY &	416X-PUBLIC ASSISTANCE (PA)	170,571,862.38	2
		3/21/2006	1603DRLAP00000001	LA OFFICE OF HOMELAND SECURITY &	416X-PUBLIC ASSISTANCE (PA)	138,213,467.86	1
		3/23/2006	1603DRLAP00000001	LA OFFICE OF HOMELAND SECURITY &	416X-PUBLIC ASSISTANCE (PA)	76,350,249.12	1
		3/28/2006	1603DRLAP00000001	LA OFFICE OF HOMELAND SECURITY &	416X-PUBLIC ASSISTANCE (PA)	67,986,749.72	1
		3/31/2006	HSFEHQ-05-D-0471	FLUOR DANIEL INC	2591-CONTRACT SERVICES-MH	192,710,167.00	1
		4/26/2006	1603DRLAP00000001	LA OFFICE OF HOMELAND SECURITY &	416X-PUBLIC ASSISTANCE (PA)	66,843,926.55	1
		5/17/2006	HSFEHQ-05-D-0471	FLUOR DANIEL INC	2591-CONTRACT SERVICES-MH	69,900,000.00	1
		5/26/2006	1603DRLAP00000001	LA OFFICE OF HOMELAND SECURITY &	416X-PUBLIC ASSISTANCE (PA)	50,308,768.63	1
			HSFEHQ-05-D-0573	SHAW ENVIRONMENTAL & INFRASTRUCTURE	2591-CONTRACT SERVICES-MH	88,403,625.00	1
		5/30/2006	HSFEHQ-05-C-4040A	NORTH AMERICAN CATASTROPHE SVCS INC	3190-MH-PURCHASE UNITS-NON-CAPITALIZED	50,478,060.06	1
			HSFEHQ-05-C-4041A	GULF STREAM COACH, INC.	3199-MH-PURCHASE UNITS-CAPITALIZED	246,563,713.00	1
		6/8/2006	1603DRLAP00000001	LA OFFICE OF HOMELAND SECURITY &	416X-PUBLIC ASSISTANCE (PA)	204,521,265.91	1
		6/14/2006	1603DRLAP00000001	LA OFFICE OF HOMELAND SECURITY &	416X-PUBLIC ASSISTANCE (PA)	57,570,547.57	1
		6/23/2006	1603DRLAP00000001	LA OFFICE OF HOMELAND SECURITY &	416X-PUBLIC ASSISTANCE (PA)	129,560,715.02	1
		6/29/2006	HSFEHQ-05-D-0471	FLUOR DANIEL INC	2591-CONTRACT SERVICES-MH	195,631,846.00	1
		7/1/2006	1603DRLAMCOE-MVD 07	US ARMY CORPS OF ENGINEERS	2508-MISSIONS-DIRECT FED ASST (DFA)	69,000,000.00	1
		7/12/2006	HSFEHQ-05-D-0573	SHAW ENVIRONMENTAL & INFRASTRUCTURE	2591-CONTRACT SERVICES-MH	185,080,757.00	2
		7/13/2006	1603DRLAP00000001	LA OFFICE OF HOMELAND SECURITY &	416X-PUBLIC ASSISTANCE (PA)	70,121,810.36	1
		8/17/2006	1603DRLAP00000001	LA OFFICE OF HOMELAND SECURITY &	416X-PUBLIC ASSISTANCE (PA)	120,558,271.15	1
1604DR	MISSISSIPPI	9/2/2005	1604DRMSMDOD_17	DEPARTMENT OF DEFENSE	2501-MISSIONS-FED OPER SUP (FOS)	220,000,000.00	2
		9/3/2005	1604DRMSMCOE-MVD 16	US ARMY CORPS OF ENGINEERS	2508-MISSIONS-DIRECT FED ASST (DFA)	80,000,000.00	1
			1604DRMSMDOD_19	DEPARTMENT OF DEFENSE	2501-MISSIONS-FED OPER SUP (FOS)	1,000,000,000.00	1
		9/4/2005	1604DRMSMCOE-MVD 11	US ARMY CORPS OF ENGINEERS	2501-MISSIONS-FED OPER SUP (FOS)	80,000,000.00	1
			1604DRMSMGSA_16	GENERAL SERVICES ADMINISTRATION	2501-MISSIONS-FED OPER SUP (FOS)	50,000,000.00	1
		9/5/2005	1604DRMSMCOE-MVD 09	US ARMY CORPS OF ENGINEERS	2508-MISSIONS-DIRECT FED ASST (DFA)	320,000,000.00	1
			1604DRMSMCOE-MVD 10	US ARMY CORPS OF ENGINEERS	2508-MISSIONS-DIRECT FED ASST (DFA)	71,000,000.00	1
			1604DRMSMCOE-MVD 11	US ARMY CORPS OF ENGINEERS	2501-MISSIONS-FED OPER SUP (FOS)	100,000,000.00	1
			1604DRMSMDOT_05	DEPARTMENT OF TRANSPORTATION	2501-MISSIONS-FED OPER SUP (FOS)	90,000,000.00	1
		9/6/2005	1604DRMSTTHP_01	MISSISSIPPI, STATE OF	4141-RENTAL 408(a)	100,000,000.00	1
		9/7/2005	1604DRMSMCOE-MVD 12	US ARMY CORPS OF ENGINEERS	2501-MISSIONS-FED OPER SUP (FOS)	180,000,000.00	1
		9/10/2005	1604DRMSMDOD_19	DEPARTMENT OF DEFENSE	2501-MISSIONS-FED OPER SUP (FOS)	500,000,000.00	1
			1604DRMSMDOD_27	DEPARTMENT OF DEFENSE	2508-MISSIONS-DIRECT FED ASST (DFA)	50,000,000.00	1
			1604DRMSTTHP_01	MISSISSIPPI, STATE OF	4141-RENTAL 408(a)	96,000,000.00	1
		9/11/2005	1604DRMSTTHP_01	MISSISSIPPI, STATE OF	4141-RENTAL 408(a)	100,000,000.00	1
		9/12/2005	1604DRMSTTHP_01	MISSISSIPPI, STATE OF	4141-RENTAL 408(a)	300,000,000.00	1
		9/17/2005	1604DRMSMCOE-MVD 25	US ARMY CORPS OF ENGINEERS	2508-MISSIONS-DIRECT FED ASST (DFA)	50,000,000.00	1
			HSFE04-05-P-7069	AMERICOLD LOGISTICS LLC	2580-OTHER SERVICE CONTRACTS	50,000,000.00	1
		9/18/2005	HSFE04-05-F-7058	DEPARTMENT OF DEFENSE	2660-FOOD & BEVERAGES	69,630,470.00	1
		9/23/2005	1604DRMSP00000001	MISSISSIPPI, STATE OF	416X-PUBLIC ASSISTANCE (PA)	105,160,104.73	1
		9/27/2005	1604DRMSTTHP_01	MISSISSIPPI, STATE OF	4141-RENTAL 408(a)	365,018,400.00	1
		10/8/2005	1604DRMSTTHP_01	MISSISSIPPI, STATE OF	4141-RENTAL 408(a)	150,000,000.00	1
		10/9/2005	1604DRMSMCOE-MVD 10	US ARMY CORPS OF ENGINEERS	2508-MISSIONS-DIRECT FED ASST (DFA)	56,000,000.00	1
		10/10/2005	1604DRMSTTHP_19	MISSISSIPPI, STATE OF	4149-OTHER NEEDS ASSISTANCE (ONA) AWARDS	50,000,000.00	1
		10/16/2005	1604DRMSMCOE-MVD 09	US ARMY CORPS OF ENGINEERS	2508-MISSIONS-DIRECT FED ASST (DFA)	300,000,000.00	1
		10/22/2005	HSFEHQ-05-D-0572	BECHTEL NATIONAL, INC.	2591-CONTRACT SERVICES-MH	135,191,336.50	1
			HSFEHQ-06-C-0024	AMERICAN RED CROSS	2580-OTHER SERVICE CONTRACTS	52,500,000.00	1
		11/1/2005	HSFEHQ-06-F-0047	CORPORATE LODGING CONSULTANTS, INC.	2580-OTHER SERVICE CONTRACTS	50,401,176.00	1
		11/22/2005	1604DRMSTTHP_19	MISSISSIPPI, STATE OF	4149-OTHER NEEDS ASSISTANCE (ONA) AWARDS	50,000,000.00	1
		12/15/2005	HSFEHQ-05-D-0572	BECHTEL NATIONAL, INC.	2591-CONTRACT SERVICES-MH	67,535,156.00	1
		12/19/2005	HSFEHQ-05-C-4155	CMH MANUFACTURING, INC.	3199-MH-PURCHASE UNITS-CAPITALIZED	60,935,395.00	1
		12/23/2005	HSFEHQ-05-D-0572	BECHTEL NATIONAL, INC.	2591-CONTRACT SERVICES-MH	78,801,663.50	1
		1/27/2006	1604DRMSMCOE-MVD 09	US ARMY CORPS OF ENGINEERS	2508-MISSIONS-DIRECT FED ASST (DFA)	100,000,000.00	1
		3/18/2006	1604DRMSMCOE-MVD 09	US ARMY CORPS OF ENGINEERS	2508-MISSIONS-DIRECT FED ASST (DFA)	200,000,000.00	1
		4/6/2006	1604DRMSMUSCG_12	US COAST GUARD	2508-MISSIONS-DIRECT FED ASST (DFA)	200,000,000.00	1
		4/10/2006	1604DRMSP00000001	MISSISSIPPI, STATE OF	416X-PUBLIC ASSISTANCE (PA)	58,530,355.47	1
		5/25/2006	1604DRMSMCOE-MVD 09	US ARMY CORPS OF ENGINEERS	2508-MISSIONS-DIRECT FED ASST (DFA)	50,000,000.00	1
		5/31/2006	HSFEHQ-05-C-4000A	GULF STREAM COACH, INC.	3199-MH-PURCHASE UNITS-CAPITALIZED	218,000,000.00	1
			HSFEHQ-05-C-4039A	MORGAN BUILDINGS & SPAS, INC.	3199-MH-PURCHASE UNITS-CAPITALIZED	218,000,000.00	1
		8/17/2006	1604DRMSP00000001	MISSISSIPPI, STATE OF	416X-PUBLIC ASSISTANCE (PA)	82,747,016.41	1
1605DR	ALABAMA	9/10/2005	HSFEHQ-05-C-4039	MORGAN BUILDINGS & SPAS, INC.	3199-MH-PURCHASE UNITS-CAPITALIZED	202,512,500.00	2
			HSFEHQ-05-D-4125	PRECISION HOMES	3199-MH-PURCHASE UNITS-CAPITALIZED	98,965,000.00	1
		9/12/2005	HSFEHQ-05-C-4041	GULF STREAM COACH, INC.	3199-MH-PURCHASE UNITS-CAPITALIZED	246,875,000.00	1

PROG CODE	STATE NAME	TRANS DATE	OBLIGATION NUMBER	VENDOR ALPHA	PROGRAM CATEGORY	OBLIGATIONS	QTY	
		9/13/2005	HSFEHQ-05-C-4000	GULF STREAM COACH, INC.	3190-MH-PURCHASE UNITS-NON-CAPITALIZED	99,068,500.00	1	
		9/16/2005	HSFEHQ-05-C-4040	NORTH AMERICAN CATASTROPHE SVCS INC	3199-MH-PURCHASE UNITS-CAPITALIZED	51,400,000.00	1	
		9/24/2005	1605DRALTTHP 01	AL EMERGENCY MANAGEMENT AGENCY	4141-RENTAL 408(a)	83,709,000.00	1	
		9/29/2005	1605DRALMCOE-SAD 09	US ARMY CORPS OF ENGINEERS	2508-MISSIONS-DIRECT FED ASST (DFA)	90,000,000.00	1	
		9/30/2005	HSFEHQ-05-C-4128	BOURGET'S OF THE SOUTH, LLC	3190-MH-PURCHASE UNITS-NON-CAPITALIZED	88,500,000.00	1	
1606DR	TEXAS	9/28/2005	1606DRTXMUSFS 02	USDA FOREST SERVICE	2501-MISSIONS-FED OPER SUP (FOS)	124,000,000.00	1	
			1606DRTXTTHP 01	TX DEPARTMENT OF PUBLIC SAFETY	4141-RENTAL 408(a)	60,320,000.00	1	
		9/29/2005	1606DRTXTTHP 01	TX DEPARTMENT OF PUBLIC SAFETY	4141-RENTAL 408(a)	105,000,000.00	1	
			1606DRTXTTHP 19	TX DEPARTMENT OF PUBLIC SAFETY	4149-OTHER NEEDS ASSISTANCE (ONA) AWARDS	100,000,000.00	1	
		9/30/2005	1606DRTXTTHP 01	TX DEPARTMENT OF PUBLIC SAFETY	4141-RENTAL 408(a)	150,000,899.00	1	
		10/3/2005	1606DRTXTTHP 01	TX DEPARTMENT OF PUBLIC SAFETY	4141-RENTAL 408(a)	447,000,000.00	1	
			1606DRTXTTHP 04	TX DEPARTMENT OF PUBLIC SAFETY	4143-REPAIRS	100,000,000.00	1	
			1606DRTXTTHP 19	TX DEPARTMENT OF PUBLIC SAFETY	4149-OTHER NEEDS ASSISTANCE (ONA) AWARDS	200,000,000.00	1	
		10/7/2005	1606DRTXIOTH	TX DEPARTMENT OF PUBLIC SAFETY	4154-OTHER NEEDS ASSISTANCE (ONA) GRANTS	200,000,000.00	1	
		11/4/2005	1606DRTXMCOE-SWD 09	US ARMY CORPS OF ENGINEERS	2508-MISSIONS-DIRECT FED ASST (DFA)	65,000,000.00	1	
1607DR	LOUISIANA	9/28/2005	1607DRLATTHP 01	LA OFFICE OF HOMELAND SECURITY &	4141-RENTAL 408(a)	75,000,000.00	1	
		9/30/2005	1607DRLATTHP 01	LA OFFICE OF HOMELAND SECURITY &	4141-RENTAL 408(a)	250,000,000.00	1	
		10/7/2005	1607DRLAMCOE-MVD 07	US ARMY CORPS OF ENGINEERS	2508-MISSIONS-DIRECT FED ASST (DFA)	138,000,000.00	1	
			1607DRLAMCOE-MVD 09	US ARMY CORPS OF ENGINEERS	2508-MISSIONS-DIRECT FED ASST (DFA)	80,000,000.00	1	
		12/16/2005	1607DRLAMCOE-MVD 09	US ARMY CORPS OF ENGINEERS	2508-MISSIONS-DIRECT FED ASST (DFA)	113,000,000.00	1	
		12/20/2005	HSFE06-06-X-2014	ENVIRONMENTAL PROTECTION AGENCY	2580-OTHER SERVICE CONTRACTS	100,686,039.00	1	
1609DR	FLORIDA	10/26/2005	HSFE04-06-F-7706	DEPARTMENT OF DEFENSE	2660-FOOD & BEVERAGES	60,000,000.00	1	
		10/27/2005	1609DRFLTTHP 01	FLORIDA BUREAU OF DISASTER	4141-RENTAL 408(a)	60,000,000.00	1	
		11/2/2005	1609DRFLTTHP 19	FLORIDA BUREAU OF DISASTER	4149-OTHER NEEDS ASSISTANCE (ONA) AWARDS	100,000,000.00	1	
		11/3/2005	1609DRFLMCOE-SAD 13	US ARMY CORPS OF ENGINEERS	2508-MISSIONS-DIRECT FED ASST (DFA)	75,000,000.00	1	
		11/4/2005	1609DRFLMCOE-SAD 12	US ARMY CORPS OF ENGINEERS	2508-MISSIONS-DIRECT FED ASST (DFA)	50,000,000.00	1	
		11/30/2005	1609DRFLTTHP 19	FLORIDA BUREAU OF DISASTER	4149-OTHER NEEDS ASSISTANCE (ONA) AWARDS	50,000,000.00	1	
		12/1/2005	1609DRFLP00000001	FLORIDA BUREAU OF DISASTER	416X-PUBLIC ASSISTANCE (PA)	52,039,385.68	1	
		12/8/2005	1609DRFLP00000001	FLORIDA BUREAU OF DISASTER	416X-PUBLIC ASSISTANCE (PA)	187,265,936.45	1	
		1/24/2006	1609DRFLP00000001	FLORIDA BUREAU OF DISASTER	416X-PUBLIC ASSISTANCE (PA)	65,491,147.19	1	
		3216EM	TEXAS	11/11/2005	3216EMTXP00000001	TX DEPARTMENT OF PUBLIC SAFETY	416X-PUBLIC ASSISTANCE (PA)	113,611,873.65

FINANCIAL INFORMATION TOOL
FOR HURRICANE KATRINA, RITA, & WILMA DECLARATIONS ONLY
FEMA CREDIT CARDS ONLY *

AS OF 08-30-2006

VENDOR ALPHA	PROGRAM NAME	OBLIGATIONS	EXPENDITURES
BANK ONE DBA JPMORGAN CHASE BANK	21XX-TRAVEL OF PEOPLE		
	25XX-OTHER SERVICES	843,460.74	631,788.52
	26XX-SUPPLIES & MATERIALS	8,241,960.28	3,243,798.55
BANK ONE DBA JPMORGAN CHASE BANK Total		9,085,421.02	3,875,587.07
CITIBANK	21XX-TRAVEL OF PEOPLE	56,519,593.60	54,788,975.88
	22XX-TRANSPORT OF THINGS	240,000.00	
	25XX-OTHER SERVICES	50,000.00	
	26XX-SUPPLIES & MATERIALS	628,500.00	457,753.83
CITIBANK Total		57,438,093.60	55,246,729.71
US BANK	21XX-TRAVEL OF PEOPLE	861,750.78	51,510.21
	22XX-TRANSPORT OF THINGS	108,503.02	9,291.81
	23XX-RENT, COMM, UTILITIES	2,703,442.49	584,595.25
	24XX-PRINT & REPRO	2,388,219.38	861,403.32
	25XX-OTHER SERVICES	6,931,733.35	2,618,840.22
	26XX-SUPPLIES & MATERIALS	44,604,365.12	19,975,888.29
	31XX-EQUIPMENT	18,382,351.71	8,429,101.43
	MANUFACTURED HOUSING	266,500.00	54,051.41
US BANK Total		76,246,865.85	32,584,681.94
Grand Total		142,770,380.47	91,706,998.72

NAME OF CARD	PURPOSE/USES
BANK ONE DBA JPMORGAN CHASE BANK	Fleetcard for fuel, oil, etc for government vehicles
CITIBANK	Centrally billed travel
US BANK	FEMA Purchase card

* Does not include Individually Billed Travel (IBT) Credit Cards that are issued to FEMA Travelers

FINANCIAL INFORMATION TOOL
FOR HURRICANE KATRINA, RITA, & WILMA DECLARATIONS ONLY
FEMA CREDIT CARDS ONLY *
AS OF 08-30-2006

PROG CODE	STATE NAME	EVENT NAME	VENDOR ALPHA	PROGRAM NAME	OBLIGATIONS	EXPENDITURES	
1602DR	FLORIDA	KATRINA	US BANK	22XX-TRANSPORT OF THINGS	5,000.00	140.00	
				23XX-RENT, COMM, UTILITIES	1,600.00	1,510.00	
				24XX-PRINT & REPRO	10,500.00		
				25XX-OTHER SERVICES	10,000.00	4,304.18	
				26XX-SUPPLIES & MATERIALS	77,560.70	40,848.05	
				31XX-EQUIPMENT	89,500.00	26,622.00	
				1602DR Total			
1603DR	LOUISIANA	KATRINA	BANK ONE DBA JPMORGAN CHASE BANK	26XX-SUPPLIES & MATERIALS	4,234,770.80	1,090,472.33	
				CITIBANK	21XX-TRAVEL OF PEOPLE	23,264,074.93	22,524,605.84
					22XX-TRANSPORT OF THINGS	85,000.00	
					25XX-OTHER SERVICES		
				US BANK	26XX-SUPPLIES & MATERIALS	412,000.00	342,301.17
					21XX-TRAVEL OF PEOPLE	233,500.00	21,485.49
					22XX-TRANSPORT OF THINGS	40,103.00	100.00
			23XX-RENT, COMM, UTILITIES		1,651,094.89	335,935.68	
			24XX-PRINT & REPRO		626,580.70	45,444.29	
			25XX-OTHER SERVICES		4,019,478.85	1,572,079.17	
			26XX-SUPPLIES & MATERIALS		21,353,276.62	7,304,106.22	
			31XX-EQUIPMENT	8,560,526.74	2,956,757.67		
			MANUFACTURED HOUSING	50,000.00	37,369.51		
			1603DR Total				64,530,406.53
1604DR	MISSISSIPPI	KATRINA	BANK ONE DBA JPMORGAN CHASE BANK	25XX-OTHER SERVICES	283,500.00	272,000.00	
				CITIBANK	26XX-SUPPLIES & MATERIALS	1,147,348.67	390,763.18
					21XX-TRAVEL OF PEOPLE	19,884,467.44	19,397,621.67
					22XX-TRANSPORT OF THINGS	85,000.00	
				US BANK	26XX-SUPPLIES & MATERIALS	91,000.00	29,893.34
					21XX-TRAVEL OF PEOPLE	40,898.90	3,694.21
					22XX-TRANSPORT OF THINGS	6,100.00	696.00
			23XX-RENT, COMM, UTILITIES		324,480.44	160,820.97	
			24XX-PRINT & REPRO		865,357.10	381,319.08	
			25XX-OTHER SERVICES		1,310,746.70	789,060.98	
			26XX-SUPPLIES & MATERIALS		9,713,307.63	6,099,642.44	
			31XX-EQUIPMENT	6,071,177.26	4,476,663.42		
			MANUFACTURED HOUSING	216,500.00	16,681.90		
			1604DR Total				40,039,884.14
1605DR	ALABAMA	KATRINA	BANK ONE DBA JPMORGAN CHASE BANK	25XX-OTHER SERVICES	559,750.74	359,579.56	
				CITIBANK	26XX-SUPPLIES & MATERIALS	1,117,000.00	1,091,092.67
					21XX-TRAVEL OF PEOPLE	5,855,402.68	5,825,908.93
					22XX-TRANSPORT OF THINGS	70,000.00	
				US BANK	25XX-OTHER SERVICES		
					26XX-SUPPLIES & MATERIALS	13,000.00	134.44
					21XX-TRAVEL OF PEOPLE	85,351.88	3,561.05
			22XX-TRANSPORT OF THINGS		8,550.02	2,203.37	
			23XX-RENT, COMM, UTILITIES		39,000.00	22,525.00	
			24XX-PRINT & REPRO		189,892.00	115,126.27	
			25XX-OTHER SERVICES		184,995.93	51,475.71	
			26XX-SUPPLIES & MATERIALS	3,044,267.88	2,059,268.42		
			31XX-EQUIPMENT	907,174.89	571,528.74		
			1605DR Total				12,074,386.02
1606DR	TEXAS	RITA	BANK ONE DBA JPMORGAN CHASE BANK	21XX-TRAVEL OF PEOPLE			
				26XX-SUPPLIES & MATERIALS	862,300.00	150,618.02	
			CITIBANK	21XX-TRAVEL OF PEOPLE	5,486,154.44	5,482,604.44	
				25XX-OTHER SERVICES			
			26XX-SUPPLIES & MATERIALS	112,500.00	85,424.88		

PROG CODE	STATE NAME	EVENT NAME	VENDOR ALPHA	PROGRAM NAME	OBLIGATIONS	EXPENDITURES
			US BANK	21XX-TRAVEL OF PEOPLE	405,000.00	
				22XX-TRANSPORT OF THINGS	30,000.00	1,781.84
				23XX-RENT, COMM, UTILITIES	76,513.22	18,954.74
				24XX-PRINT & REPRO	313,555.00	153,657.05
				25XX-OTHER SERVICES	327,795.87	112,062.99
				26XX-SUPPLIES & MATERIALS	2,029,458.38	821,920.28
				31XX-EQUIPMENT	553,547.02	125,940.24
1606DR Total					10,196,823.93	6,952,964.48
1607DR	LOUISIANA	RITA	BANK ONE DBA JPMORGAN CHASE BANK	26XX-SUPPLIES & MATERIALS	310,524.00	200,518.44
			CITIBANK	21XX-TRAVEL OF PEOPLE	1,001,842.04	1,001,842.04
			US BANK	21XX-TRAVEL OF PEOPLE	40,000.00	20,000.00
				23XX-RENT, COMM, UTILITIES	501,400.00	12,522.00
				24XX-PRINT & REPRO	239,000.00	71,769.89
				25XX-OTHER SERVICES	842,262.58	31,979.24
				26XX-SUPPLIES & MATERIALS	7,001,368.00	2,826,709.21
				31XX-EQUIPMENT	1,748,374.10	61,767.48
				MANUFACTURED HOUSING		
1607DR Total					11,684,770.72	4,227,108.30
1609DR	FLORIDA	WILMA	BANK ONE DBA JPMORGAN CHASE BANK	21XX-TRAVEL OF PEOPLE		
				25XX-OTHER SERVICES	210.00	208.96
				26XX-SUPPLIES & MATERIALS	568,516.81	318,833.91
			CITIBANK	21XX-TRAVEL OF PEOPLE	1,002,790.15	532,654.81
				25XX-OTHER SERVICES	50,000.00	
			US BANK	21XX-TRAVEL OF PEOPLE	56,000.00	2,563.06
				22XX-TRANSPORT OF THINGS		
				23XX-RENT, COMM, UTILITIES	43,174.94	19,805.83
				24XX-PRINT & REPRO	88,208.80	47,463.95
				25XX-OTHER SERVICES	168,157.46	49,022.87
				26XX-SUPPLIES & MATERIALS	880,833.02	544,025.84
				31XX-EQUIPMENT	231,470.78	71,112.23
1609DR Total					3,089,361.96	1,585,691.46
3212EM	LOUISIANA	KATRINA	US BANK	26XX-SUPPLIES & MATERIALS	2,000.00	1,284.11
3212EM Total					2,000.00	1,284.11
3215EM	ARKANSAS	KATRINA	CITIBANK	21XX-TRAVEL OF PEOPLE	1,711.85	1,711.85
			US BANK	21XX-TRAVEL OF PEOPLE	1,000.00	206.40
				22XX-TRANSPORT OF THINGS	8,750.00	2,420.00
				23XX-RENT, COMM, UTILITIES	7,391.50	3,241.50
				24XX-PRINT & REPRO	2,779.05	2,234.46
				25XX-OTHER SERVICES	2,870.00	1,125.00
				26XX-SUPPLIES & MATERIALS	79,640.53	51,201.97
				31XX-EQUIPMENT	17,279.02	9,741.91
3215EM Total					121,421.95	71,883.09
3216EM	TEXAS	KATRINA	BANK ONE DBA JPMORGAN CHASE BANK	26XX-SUPPLIES & MATERIALS		
			CITIBANK	21XX-TRAVEL OF PEOPLE	15,561.27	15,561.27
			US BANK	22XX-TRANSPORT OF THINGS	10,000.00	1,950.60
				23XX-RENT, COMM, UTILITIES	8,787.50	4,546.11
				24XX-PRINT & REPRO	31,554.44	23,596.04
				25XX-OTHER SERVICES	15,425.96	11,537.29
				26XX-SUPPLIES & MATERIALS	271,829.53	197,038.79
				31XX-EQUIPMENT	113,301.90	90,591.92
3216EM Total					466,460.60	344,822.02
3219EM	OKLAHOMA	KATRINA	US BANK	23XX-RENT, COMM, UTILITIES		
				24XX-PRINT & REPRO	755.65	755.65
				25XX-OTHER SERVICES		
				26XX-SUPPLIES & MATERIALS		
				31XX-EQUIPMENT		
3219EM Total					755.65	755.65
3221EM	WEST VIRGINIA	KATRINA	CITIBANK	21XX-TRAVEL OF PEOPLE	1,331.70	1,331.70
			US BANK	26XX-SUPPLIES & MATERIALS	94.45	94.45
3221EM Total					1,426.15	1,426.15
3223EM	UTAH	KATRINA	CITIBANK	21XX-TRAVEL OF PEOPLE	1,171.40	1,089.25

PROG CODE	STATE NAME	EVENT NAME	VENDOR ALPHA	PROGRAM NAME	OBLIGATIONS	EXPENDITURES
			US BANK	26XX-SUPPLIES & MATERIALS	4,000.00	
3223EM Total					5,171.40	1,089.25
3224EM	COLORADO	KATRINA	US BANK	26XX-SUPPLIES & MATERIALS	4,000.00	1,729.21
3224EM Total					4,000.00	1,729.21
3225EM	MICHIGAN	KATRINA	US BANK	26XX-SUPPLIES & MATERIALS	2,000.00	711.67
3225EM Total					2,000.00	711.67
3227EM	WASHINGTON	KATRINA	US BANK	26XX-SUPPLIES & MATERIALS	112.64	112.64
3227EM Total					112.64	112.64
3229EM	NEW MEXICO	KATRINA	US BANK	23XX-RENT, COMM, UTILITIES		
				24XX-PRINT & REPRO	36.64	36.64
				25XX-OTHER SERVICES		
				26XX-SUPPLIES & MATERIALS	115.74	15.74
				31XX-EQUIPMENT		
3229EM Total					152.38	52.38
3232EM	MISSOURI	KATRINA	US BANK	26XX-SUPPLIES & MATERIALS	5,000.00	4,328.05
3232EM Total					5,000.00	4,328.05
3234EM	SOUTH DAKOTA	KATRINA	CITIBANK	21XX-TRAVEL OF PEOPLE	677.25	
3234EM Total					677.25	
3247EM	NORTH DAKOTA	KATRINA	CITIBANK	21XX-TRAVEL OF PEOPLE	911.85	911.85
3247EM Total					911.85	911.85
3248EM	CALIFORNIA	KATRINA	CITIBANK	21XX-TRAVEL OF PEOPLE	335.68	335.68
3248EM Total					335.68	335.68
3253EM	MONTANA	KATRINA	CITIBANK	21XX-TRAVEL OF PEOPLE	3,160.92	2,796.55
3253EM Total					3,160.92	2,796.55
3261EM	TEXAS	RITA	BANK ONE DBA JPMORGAN CHASE BANK	26XX-SUPPLIES & MATERIALS	1,500.00	1,500.00
			US BANK	23XX-RENT, COMM, UTILITIES	50,000.00	4,733.42
				24XX-PRINT & REPRO	20,000.00	20,000.00
				25XX-OTHER SERVICES	50,000.00	(3,807.21)
				26XX-SUPPLIES & MATERIALS	135,500.00	22,851.20
				31XX-EQUIPMENT	90,000.00	38,375.82
3261EM Total					347,000.00	83,653.23
Grand Total					142,770,380.47	91,706,998.72

NAME OF CARD	PURPOSE/USES
BANK ONE DBA JPMORGAN CHASE BANK	Fleetcard for fuel, oil, etc for government vehicles
CITIBANK	Centrally billed travel
US BANK	FEMA Purchase card

* Does not include Individually Billed Travel (IBT) Credit Cards that are issued to FEMA Travelers

Agencies Reporting Credit Card Costs and Purchases

August 30, 2006

DHS AGENCIES	DATE REPORT RECEIVED	OBLIGATIONS	EXPENDITURES
BTS			
CBP			
FLETC	10/31/2005	180,246.86	156,339.74
IAIP			
ICE	8/29/2006	958,125.29	825,375.09
NCS			
OCFO	10/25/2005	7.88	7.88
OSLGCP			
S&T	1/10/2006	100,000.00	0.00
TSA	11/1/2005	0.00	458,317.69
USCG			
USCIS	11/8/2005	0.00	0.00
USSS	11/22/2005	0.00	0.00
TOTAL		\$ 1,238,380.03	\$ 1,440,040.40

Zeros indicate the agency reported that it had no obligations and/or expenditures as of the date indicated. Blanks indicate the agency did not submit a report.

**Other Federal Agencies Reporting Credit Card
Costs And Purchases
August 30, 2006**

OTHER FEDERAL AGENCIES	DATE REPORT RECEIVED	OBLIGATIONS	EXPENDITURES
AID	8/29/2006	743.00	743.00
ARC			
CDC			
CNCS			
COE	8/25/2006	3,054,481.75	4,977,843.69
DHUD	8/25/2006	99,591.00	89,643.00
DOC			
DOD			
DOE			
DOED			
DOI	8/29/2006	9,215,787.75	2,374,687.65
DOL	5/8/2006	395,123.52	368,034.75
DOS	12/7/2005	0.00	0.00
DOT			
EEOC	1/17/2006	0.00	14,394.00
EPA	1/16/2006		999,845.66
FAA			
FCC			
FCSIC			
FMSHRC	11/1/2005	0.00	0.00
GSA	8/30/2006	339,348.34	338,096.64
HHS			
MSPB			
NARA	11/8/2005	5,024.36	481.65
NASA			
NCPC			
NCUA			

OTHER FEDERAL AGENCIES	DATE REPORT RECEIVED	OBLIGATIONS	EXPENDITURES
NGA			
NLRB	12/20/2005	0.00	13,863.60
NOAA			
NRC	1/6/2006	0.00	0.00
NSF	11/4/2005	0.00	0.00
OPM			
OSHA	8/18/2006	201,119.71	201,119.71
RRB	11/7/2005	0.00	0.00
SBA	1/4/2006	0.00	0.00
SEC			
SSA			
TREAS			
TVA	11/10/2005		0.00
USDA	5/12/2006	470,124.04	25,306,979.96
USDJ	7/11/2006	0.00	1,131,714.65
USPC			
USPHS	11/14/2005	0.00	0.00
USPS			
VA	2/1/2006	802,971.76	802,971.76
TOTAL		\$14,584,315.23	\$36,620,419.72

Only Other Federal Agencies reporting data or zeros are included in this report. Zeros indicate the agency reported that it had no obligations and/or expenditures as of the date indicated. Blanks indicate the agency did not submit a report.

FINANCIAL INFORMATION TOOL
FOR HURRICANE KATRINA, RITA, & WILMA DECLARATIONS ONLY

AS OF 08-30-2006

PROGRAM AREA	ALLOCATIONS	OBLIGATIONS	EXPENDITURES
1-HUMAN SERVICES	16,146,790,342	14,985,948,808	13,074,377,103
2-INFRASTRUCTURE	8,140,393,157	8,039,233,033	4,328,898,996
3-MITIGATION	91,454,665	79,022,652	14,253,188
4-OPERATIONS	5,914,175,273	5,892,560,636	1,277,982,737
5-ADMINISTRATION	7,479,667,797	6,967,926,328	3,733,253,654
Grand Total	37,772,481,233	35,964,691,457	22,428,765,678

FINANCIAL INFORMATION TOOL
FOR HURRICANE KATRINA, RITA, & WILMA DECLARATIONS ONLY

AS OF 08-30-2006

PROGRAM AREA	PROGRAM NAME	ALLOCATIONS	OBLIGATIONS	EXPENDITURES
1-HUMAN SERVICES	2503-UNEMPLOYMENT	452,677,112	437,778,945	437,778,945
	2504-CRISIS COUNSELING-NIMH	80,325,199	38,005,155	33,565,162
	2576-LEGAL SERVICES	353,073	272,249	132,267
	2592-INSPECTIONS	371,802,084	378,578,587	233,903,989
	4149-OTHER NEEDS ASSISTANCE	2,141,289,814	2,117,289,157	2,053,171,937
	414X-HOUSING ASSISTANCE	5,191,718,406	5,183,333,452	5,150,501,064
	4152-CRISIS COUNSELING-SCC	44,307,727	43,226,424	25,105,945
	4154-OTHER NEEDS ASSISTANCE	72,880,000	71,880,000	70,397,717
	IMMEDIATE NEEDS ASSISTANCE		10,000	
	MANUFACTURED HOUSING	7,791,436,925	6,715,574,840	5,069,820,078
1-HUMAN SERVICES Total		16,146,790,342	14,985,948,808	13,074,377,103
2-INFRASTRUCTURE	2594-INSPECTIONS	506,332,035	476,166,745	343,559,882
	416X-PUBLIC ASSISTANCE	7,634,061,122	7,563,066,289	3,985,339,114
2-INFRASTRUCTURE Total		8,140,393,157	8,039,233,033	4,328,898,996
3-MITIGATION	2593-INSPECTIONS	48,047,170	35,615,157	12,698,029
	4173-HAZARD MITIGATION	43,407,495	43,407,495	1,555,159
3-MITIGATION Total		91,454,665	79,022,652	14,253,188
4-OPERATIONS	2507-MISSIONS-TA	28,580,756	26,137,256	4,061,877
	2508-MISSIONS-DFA	5,885,594,517	5,866,423,380	1,273,920,859
4-OPERATIONS Total		5,914,175,273	5,892,560,636	1,277,982,737
5-ADMINISTRATION	11XX-SALARIES & BENEFITS	482,099,351	480,809,199	480,809,199
	21XX-TRAVEL	269,965,148	263,730,625	247,826,414
	22XX-TRANSPORTION	63,160,775	55,919,744	41,911,839
	23XX-RENT, COMM, UTILITIES	336,283,340	300,134,944	224,869,787
	24XX-PRINT & REPRO	7,426,108	6,070,576	2,660,157
	2501-MISSIONS-FOS	2,721,158,770	2,716,781,483	736,626,940
	25XX-OTHER SERVICES	2,566,143,809	2,172,036,732	1,322,588,048
	26XX-SUPPLIES & MATERIALS	687,196,892	650,418,658	443,185,532
	31XX-EQUIPMENT	229,989,217	208,834,808	183,001,041
	32XX-LAND & STRUCTURES	12,432,691	9,750,070	8,142,332
4101-URBAN SEARCH & RESCUE	103,811,696	103,439,490	41,632,367	
5-ADMINISTRATION Total		7,479,667,797	6,967,926,328	3,733,253,654
Grand Total		37,772,481,233	35,964,691,457	22,428,765,678

FINANCIAL INFORMATION TOOL
FOR HURRICANE KATRINA, RITA, & WILMA DECLARATIONS ONLY

AS OF 08-30-2006

PROG CODE	STATE NAME	EVENT NAME	DECLARED	ALLOCATIONS	OBLIGATIONS	EXPENDITURES
1602DR	FLORIDA	KATRINA	8/28/2005	195,972,238	191,217,634	136,901,101
1603DR	LOUISIANA	KATRINA	8/29/2005	19,758,054,382	18,825,436,196	12,089,621,932
1604DR	MISSISSIPPI	KATRINA	8/29/2005	9,620,556,743	9,029,748,157	5,005,124,308
1605DR	ALABAMA	KATRINA	8/29/2005	1,159,656,551	1,118,645,971	839,962,306
1606DR	TEXAS	RITA	9/24/2005	2,071,314,341	1,982,688,702	1,444,262,511
1607DR	LOUISIANA	RITA	9/24/2005	1,776,670,224	1,732,703,950	1,014,922,224
1609DR	FLORIDA	WILMA	10/24/2005	2,231,459,483	2,152,677,058	1,242,409,206
3212EM	LOUISIANA	KATRINA	8/27/2005	8,508,058	8,508,058	763,194
3213EM	MISSISSIPPI	KATRINA	8/28/2005	2,639,985	2,639,985	157,517
3214EM	ALABAMA	KATRINA	8/28/2005	84,454	84,454	52,976
3215EM	ARKANSAS	KATRINA	9/2/2005	54,220,925	54,191,435	48,283,680
3216EM	TEXAS	KATRINA	9/2/2005	602,256,523	599,325,718	481,139,448
3217EM	TENNESSEE	KATRINA	9/5/2005	29,088,363	28,288,023	25,965,582
3218EM	GEORGIA	KATRINA	9/5/2005	20,952,767	17,029,650	9,847,817
3219EM	OKLAHOMA	KATRINA	9/5/2005	14,427,223	12,648,715	12,003,965
3220EM	FLORIDA	KATRINA	9/5/2005	9,202,272	7,848,091	2,274,456
3221EM	WEST VIRGINIA	KATRINA	9/5/2005	906,811	886,148	869,821
3222EM	NORTH CAROLINA	KATRINA	9/5/2005	2,002,261	1,982,869	1,563,748
3223EM	UTAH	KATRINA	9/5/2005	2,010,073	1,992,088	1,466,709
3224EM	COLORADO	KATRINA	9/5/2005	14,411,310	14,172,953	14,130,820
3225EM	MICHIGAN	KATRINA	9/7/2005	2,523,594	2,263,223	2,041,674
3226EM	DISTRICT OF COLUMBIA	KATRINA	9/7/2005	1,939,371	1,890,551	54,053
3227EM	WASHINGTON	KATRINA	9/7/2005	3,429,079	3,400,861	949,942
3228EM	OREGON	KATRINA	9/7/2005	2,120,100	2,113,136	629,685
3229EM	NEW MEXICO	KATRINA	9/7/2005	2,246,335	1,696,640	498,826
3230EM	ILLINOIS	KATRINA	9/7/2005	2,704,396	2,519,516	1,280,982
3231EM	KENTUCKY	KATRINA	9/10/2005	4,309,961	4,139,533	1,675,181
3232EM	MISSOURI	KATRINA	9/10/2005	2,670,895	2,596,765	660,047
3233EM	SOUTH CAROLINA	KATRINA	9/10/2005	3,657,004	3,637,006	3,508,102
3234EM	SOUTH DAKOTA	KATRINA	9/10/2005	294,422	273,761	221,684
3235EM	PENNSYLVANIA	KATRINA	9/10/2005	3,165,775	3,154,306	2,304,270
3236EM	KANSAS	KATRINA	9/10/2005	163,551	163,419	154,284
3237EM	ALABAMA	KATRINA	9/10/2005	4,000,000	3,840,416	2,808,190
3238EM	INDIANA	KATRINA	9/10/2005	4,150,856	3,932,398	38,546
3239EM	IOWA	KATRINA	9/10/2005	237,895	228,257	221,289

PROG CODE	STATE NAME	EVENT NAME	DECLARED	ALLOCATIONS	OBLIGATIONS	EXPENDITURES
3240EM	VIRGINIA	KATRINA	9/12/2005	724,010	704,368	535,202
3241EM	ARIZONA	KATRINA	9/12/2005	7,549,848	7,548,177	5,453,013
3242EM	MINNESOTA	KATRINA	9/13/2005	15,024,450	3,895,584	1,435,868
3243EM	NEVADA	KATRINA	9/13/2005	1,317,219	1,008,562	834,693
3244EM	IDAHO	KATRINA	9/13/2005	679,077	653,478	153,195
3245EM	NEBRASKA	KATRINA	9/13/2005	211,402	211,402	135,248
3246EM	CONNECTICUT	KATRINA	9/13/2005	1,043,301	721,642	23,725
3247EM	NORTH DAKOTA	KATRINA	9/13/2005	65,732	51,069	25,726
3248EM	CALIFORNIA	KATRINA	9/13/2005	903,320	698,073	679,976
3249EM	WISCONSIN	KATRINA	9/13/2005	3,525,965	2,971,325	872,486
3250EM	OHIO	KATRINA	9/13/2005	2,543,530	2,499,922	1,883,928
3251EM	MARYLAND	KATRINA	9/13/2005	1,743,876	1,649,442	1,437,755
3252EM	MASSACHUSETTS	KATRINA	9/13/2005	6,216,246	6,043,139	5,950,801
3253EM	MONTANA	KATRINA	9/13/2005	442,856	433,289	152,463
3255EM	RHODE ISLAND	KATRINA	9/19/2005	1,524,708	1,155,679	945,388
3256EM	MAINE	KATRINA	9/19/2005	106,000	57,276	51,276
3257EM	NEW JERSEY	KATRINA	9/19/2005	201,343	181,512	177,538
3258EM	NEW HAMPSHIRE	KATRINA	9/19/2005	106,000	15,887	9,979
3259EM	FLORIDA	RITA	9/20/2005	10,390,801	10,212,657	5,272,973
3260EM	LOUISIANA	RITA	9/21/2005	275,000	275,000	
3261EM	TEXAS	RITA	9/21/2005	103,114,171	103,083,089	12,059,684
3262EM	NEW YORK	KATRINA	9/30/2005	2,613,314	1,954,514	1,808,822
3263EM	DELAWARE	KATRINA	9/30/2005	150,841	100,729	95,862
Grand Total				37,772,481,233	35,964,691,457	22,428,765,678

FINANCIAL INFORMATION TOOL
FOR HURRICANE KATRINA, RITA, & WILMA DECLARATIONS ONLY

AS OF 08-30-2006

EVENT NAME	STATE NAME	PROG CODE	DECLARED	ALLOCATIONS	OBLIGATIONS	EXPENDITURES
KATRINA	ALABAMA	1605DR	8/29/2005	1,159,656,551	1,118,645,971	839,962,306
		3214EM	8/28/2005	84,454	84,454	52,976
		3237EM	9/10/2005	4,000,000	3,840,416	2,808,190
	ARIZONA	3241EM	9/12/2005	7,549,848	7,548,177	5,453,013
	ARKANSAS	3215EM	9/2/2005	54,220,925	54,191,435	48,283,680
	CALIFORNIA	3248EM	9/13/2005	903,320	698,073	679,976
	COLORADO	3224EM	9/5/2005	14,411,310	14,172,953	14,130,820
	CONNECTICUT	3246EM	9/13/2005	1,043,301	721,642	23,725
	DELAWARE	3263EM	9/30/2005	150,841	100,729	95,862
	DISTRICT OF COLUMBIA	3226EM	9/7/2005	1,939,371	1,890,551	54,053
	FLORIDA	1602DR	8/28/2005	195,972,238	191,217,634	136,901,101
		3220EM	9/5/2005	9,202,272	7,848,091	2,274,456
	GEORGIA	3218EM	9/5/2005	20,952,767	17,029,650	9,847,817
	IDAHO	3244EM	9/13/2005	679,077	653,478	153,195
	ILLINOIS	3230EM	9/7/2005	2,704,396	2,519,516	1,280,982
	INDIANA	3238EM	9/10/2005	4,150,856	3,932,398	38,546
	IOWA	3239EM	9/10/2005	237,895	228,257	221,289
	KANSAS	3236EM	9/10/2005	163,551	163,419	154,284
	KENTUCKY	3231EM	9/10/2005	4,309,961	4,139,533	1,675,181
	LOUISIANA	1603DR	8/29/2005	19,758,054,382	18,825,436,196	12,089,621,932
		3212EM	8/27/2005	8,508,058	8,508,058	763,194
	MAINE	3256EM	9/19/2005	106,000	57,276	51,276
	MARYLAND	3251EM	9/13/2005	1,743,876	1,649,442	1,437,755
	MASSACHUSETTS	3252EM	9/13/2005	6,216,246	6,043,139	5,950,801
	MICHIGAN	3225EM	9/7/2005	2,523,594	2,263,223	2,041,674
	MINNESOTA	3242EM	9/13/2005	15,024,450	3,895,584	1,435,868
	MISSISSIPPI	1604DR	8/29/2005	9,620,556,743	9,029,748,157	5,005,124,308
		3213EM	8/28/2005	2,639,985	2,639,985	157,517
	MISSOURI	3232EM	9/10/2005	2,670,895	2,596,765	660,047
	MONTANA	3253EM	9/13/2005	442,856	433,289	152,463
	NEBRASKA	3245EM	9/13/2005	211,402	211,402	135,248
	NEVADA	3243EM	9/13/2005	1,317,219	1,008,562	834,693
	NEW HAMPSHIRE	3258EM	9/19/2005	106,000	15,887	9,979
	NEW JERSEY	3257EM	9/19/2005	201,343	181,512	177,538
	NEW MEXICO	3229EM	9/7/2005	2,246,335	1,696,640	498,826
	NEW YORK	3262EM	9/30/2005	2,613,314	1,954,514	1,808,822
	NORTH CAROLINA	3222EM	9/5/2005	2,002,261	1,982,869	1,563,748
	NORTH DAKOTA	3247EM	9/13/2005	65,732	51,069	25,726
	OHIO	3250EM	9/13/2005	2,543,530	2,499,922	1,883,928
	OKLAHOMA	3219EM	9/5/2005	14,427,223	12,648,715	12,003,965
	OREGON	3228EM	9/7/2005	2,120,100	2,113,136	629,685
	PENNSYLVANIA	3235EM	9/10/2005	3,165,775	3,154,306	2,304,270

EVENT NAME	STATE NAME	PROG CODE	DECLARED	ALLOCATIONS	OBLIGATIONS	EXPENDITURES
	RHODE ISLAND	3255EM	9/19/2005	1,524,708	1,155,679	945,388
	SOUTH CAROLINA	3233EM	9/10/2005	3,657,004	3,637,006	3,508,102
	SOUTH DAKOTA	3234EM	9/10/2005	294,422	273,761	221,684
	TENNESSEE	3217EM	9/5/2005	29,088,363	28,288,023	25,965,582
	TEXAS	3216EM	9/2/2005	602,256,523	599,325,718	481,139,448
	UTAH	3223EM	9/5/2005	2,010,073	1,992,088	1,466,709
	VIRGINIA	3240EM	9/12/2005	724,010	704,368	535,202
	WASHINGTON	3227EM	9/7/2005	3,429,079	3,400,861	949,942
	WEST VIRGINIA	3221EM	9/5/2005	906,811	886,148	869,821
	WISCONSIN	3249EM	9/13/2005	3,525,965	2,971,325	872,486
KATRINA Total				31,579,257,213	29,983,051,001	18,709,839,079
RITA	FLORIDA	3259EM	9/20/2005	10,390,801	10,212,657	5,272,973
	LOUISIANA	1607DR	9/24/2005	1,776,670,224	1,732,703,950	1,014,922,224
		3260EM	9/21/2005	275,000	275,000	
	TEXAS	1606DR	9/24/2005	2,071,314,341	1,982,688,702	1,444,262,511
		3261EM	9/21/2005	103,114,171	103,083,089	12,059,684
RITA Total				3,961,764,537	3,828,963,398	2,476,517,393
WILMA	FLORIDA	1609DR	10/24/2005	2,231,459,483	2,152,677,058	1,242,409,206
WILMA Total				2,231,459,483	2,152,677,058	1,242,409,206
Grand Total				37,772,481,233	35,964,691,457	22,428,765,678

FINANCIAL INFORMATION TOOL
FOR HURRICANE KATRINA, RITA, & WILMA DECLARATIONS ONLY

AS OF 08-30-2006

STATE NAME	EVENT NAME	PROG CODE	DECLARED	ALLOCATIONS	OBLIGATIONS	EXPENDITURES
ALABAMA	KATRINA	1605DR	8/29/2005	1,159,656,551	1,118,645,971	839,962,306
		3214EM	8/28/2005	84,454	84,454	52,976
		3237EM	9/10/2005	4,000,000	3,840,416	2,808,190
ALABAMA Total				1,163,741,005	1,122,570,841	842,823,473
ARIZONA	KATRINA	3241EM	9/12/2005	7,549,848	7,548,177	5,453,013
ARIZONA Total				7,549,848	7,548,177	5,453,013
ARKANSAS	KATRINA	3215EM	9/2/2005	54,220,925	54,191,435	48,283,680
ARKANSAS Total				54,220,925	54,191,435	48,283,680
CALIFORNIA	KATRINA	3248EM	9/13/2005	903,320	698,073	679,976
CALIFORNIA Total				903,320	698,073	679,976
COLORADO	KATRINA	3224EM	9/5/2005	14,411,310	14,172,953	14,130,820
COLORADO Total				14,411,310	14,172,953	14,130,820
CONNECTICUT	KATRINA	3246EM	9/13/2005	1,043,301	721,642	23,725
CONNECTICUT Total				1,043,301	721,642	23,725
DELAWARE	KATRINA	3263EM	9/30/2005	150,841	100,729	95,862
DELAWARE Total				150,841	100,729	95,862
DISTRICT OF COLUMBIA	KATRINA	3226EM	9/7/2005	1,939,371	1,890,551	54,053
DISTRICT OF COLUMBIA Total				1,939,371	1,890,551	54,053
FLORIDA	KATRINA	1602DR	8/28/2005	195,972,238	191,217,634	136,901,101
		3220EM	9/5/2005	9,202,272	7,848,091	2,274,456
	RITA	3259EM	9/20/2005	10,390,801	10,212,657	5,272,973
	WILMA	1609DR	10/24/2005	2,231,459,483	2,152,677,058	1,242,409,206
FLORIDA Total				2,447,024,793	2,361,955,441	1,386,857,737
GEORGIA	KATRINA	3218EM	9/5/2005	20,952,767	17,029,650	9,847,817
GEORGIA Total				20,952,767	17,029,650	9,847,817
IDAHO	KATRINA	3244EM	9/13/2005	679,077	653,478	153,195
IDAHO Total				679,077	653,478	153,195
ILLINOIS	KATRINA	3230EM	9/7/2005	2,704,396	2,519,516	1,280,982
ILLINOIS Total				2,704,396	2,519,516	1,280,982
INDIANA	KATRINA	3238EM	9/10/2005	4,150,856	3,932,398	38,546
INDIANA Total				4,150,856	3,932,398	38,546
IOWA	KATRINA	3239EM	9/10/2005	237,895	228,257	221,289
IOWA Total				237,895	228,257	221,289
KANSAS	KATRINA	3236EM	9/10/2005	163,551	163,419	154,284
KANSAS Total				163,551	163,419	154,284
KENTUCKY	KATRINA	3231EM	9/10/2005	4,309,961	4,139,533	1,675,181
KENTUCKY Total				4,309,961	4,139,533	1,675,181
LOUISIANA	KATRINA	1603DR	8/29/2005	19,758,054,382	18,825,436,196	12,089,621,932
		3212EM	8/27/2005	8,508,058	8,508,058	763,194
	RITA	1607DR	9/24/2005	1,776,670,224	1,732,703,950	1,014,922,224
	3260EM	9/21/2005	275,000	275,000		

STATE NAME	EVENT NAME	PROG CODE	DECLARED	ALLOCATIONS	OBLIGATIONS	EXPENDITURES
LOUISIANA Total				21,543,507,664	20,566,923,205	13,105,307,351
MAINE	KATRINA	3256EM	9/19/2005	106,000	57,276	51,276
MAINE Total				106,000	57,276	51,276
MARYLAND	KATRINA	3251EM	9/13/2005	1,743,876	1,649,442	1,437,755
MARYLAND Total				1,743,876	1,649,442	1,437,755
MASSACHUSETTS	KATRINA	3252EM	9/13/2005	6,216,246	6,043,139	5,950,801
MASSACHUSETTS Total				6,216,246	6,043,139	5,950,801
MICHIGAN	KATRINA	3225EM	9/7/2005	2,523,594	2,263,223	2,041,674
MICHIGAN Total				2,523,594	2,263,223	2,041,674
MINNESOTA	KATRINA	3242EM	9/13/2005	15,024,450	3,895,584	1,435,868
MINNESOTA Total				15,024,450	3,895,584	1,435,868
MISSISSIPPI	KATRINA	1604DR	8/29/2005	9,620,556,743	9,029,748,157	5,005,124,308
		3213EM	8/28/2005	2,639,985	2,639,985	157,517
MISSISSIPPI Total				9,623,196,728	9,032,388,142	5,005,281,825
MISSOURI	KATRINA	3232EM	9/10/2005	2,670,895	2,596,765	660,047
MISSOURI Total				2,670,895	2,596,765	660,047
MONTANA	KATRINA	3253EM	9/13/2005	442,856	433,289	152,463
MONTANA Total				442,856	433,289	152,463
NEBRASKA	KATRINA	3245EM	9/13/2005	211,402	211,402	135,248
NEBRASKA Total				211,402	211,402	135,248
NEVADA	KATRINA	3243EM	9/13/2005	1,317,219	1,008,562	834,693
NEVADA Total				1,317,219	1,008,562	834,693
NEW HAMPSHIRE	KATRINA	3258EM	9/19/2005	106,000	15,887	9,979
NEW HAMPSHIRE Total				106,000	15,887	9,979
NEW JERSEY	KATRINA	3257EM	9/19/2005	201,343	181,512	177,538
NEW JERSEY Total				201,343	181,512	177,538
NEW MEXICO	KATRINA	3229EM	9/7/2005	2,246,335	1,696,640	498,826
NEW MEXICO Total				2,246,335	1,696,640	498,826
NEW YORK	KATRINA	3262EM	9/30/2005	2,613,314	1,954,514	1,808,822
NEW YORK Total				2,613,314	1,954,514	1,808,822
NORTH CAROLINA	KATRINA	3222EM	9/5/2005	2,002,261	1,982,869	1,563,748
NORTH CAROLINA Total				2,002,261	1,982,869	1,563,748
NORTH DAKOTA	KATRINA	3247EM	9/13/2005	65,732	51,069	25,726
NORTH DAKOTA Total				65,732	51,069	25,726
OHIO	KATRINA	3250EM	9/13/2005	2,543,530	2,499,922	1,883,928
OHIO Total				2,543,530	2,499,922	1,883,928
OKLAHOMA	KATRINA	3219EM	9/5/2005	14,427,223	12,648,715	12,003,965
OKLAHOMA Total				14,427,223	12,648,715	12,003,965
OREGON	KATRINA	3228EM	9/7/2005	2,120,100	2,113,136	629,685
OREGON Total				2,120,100	2,113,136	629,685
PENNSYLVANIA	KATRINA	3235EM	9/10/2005	3,165,775	3,154,306	2,304,270
PENNSYLVANIA Total				3,165,775	3,154,306	2,304,270
RHODE ISLAND	KATRINA	3255EM	9/19/2005	1,524,708	1,155,679	945,388
RHODE ISLAND Total				1,524,708	1,155,679	945,388
SOUTH CAROLINA	KATRINA	3233EM	9/10/2005	3,657,004	3,637,006	3,508,102
SOUTH CAROLINA Total				3,657,004	3,637,006	3,508,102
SOUTH DAKOTA	KATRINA	3234EM	9/10/2005	294,422	273,761	221,684

STATE NAME	EVENT NAME	PROG CODE	DECLARED	ALLOCATIONS	OBLIGATIONS	EXPENDITURES
SOUTH DAKOTA Total				294,422	273,761	221,684
TENNESSEE	KATRINA	3217EM	9/5/2005	29,088,363	28,288,023	25,965,582
TENNESSEE Total				29,088,363	28,288,023	25,965,582
TEXAS	KATRINA	3216EM	9/2/2005	602,256,523	599,325,718	481,139,448
	RITA	1606DR	9/24/2005	2,071,314,341	1,982,688,702	1,444,262,511
		3261EM	9/21/2005	103,114,171	103,083,089	12,059,684
TEXAS Total				2,776,685,035	2,685,097,509	1,937,461,643
UTAH	KATRINA	3223EM	9/5/2005	2,010,073	1,992,088	1,466,709
UTAH Total				2,010,073	1,992,088	1,466,709
VIRGINIA	KATRINA	3240EM	9/12/2005	724,010	704,368	535,202
VIRGINIA Total				724,010	704,368	535,202
WASHINGTON	KATRINA	3227EM	9/7/2005	3,429,079	3,400,861	949,942
WASHINGTON Total				3,429,079	3,400,861	949,942
WEST VIRGINIA	KATRINA	3221EM	9/5/2005	906,811	886,148	869,821
WEST VIRGINIA Total				906,811	886,148	869,821
WISCONSIN	KATRINA	3249EM	9/13/2005	3,525,965	2,971,325	872,486
WISCONSIN Total				3,525,965	2,971,325	872,486
Grand Total				37,772,481,233	35,964,691,457	22,428,765,678

FINANCIAL INFORMATION TOOL
FOR HURRICANE KATRINA, RITA, & WILMA DECLARATIONS ONLY

AS OF 08-30-2006

PROG CODE	STATE NAME	EVENT NAME	DECLARED	PROGRAM AREA	ALLOCATIONS	OBLIGATIONS	EXPENDITURES
1602DR	FLORIDA	KATRINA	8/28/2005	2-INFRASTRUCTURE	163,558,474	163,583,148	123,831,889
				4-OPERATIONS	10,000	10,000	
				5-ADMINISTRATION	32,403,764	27,624,487	13,069,212
1602DR Total					195,972,238	191,217,634	136,901,101
1603DR	LOUISIANA	KATRINA	8/29/2005	1-HUMAN SERVICES	10,141,799,527	9,582,594,844	8,267,400,519
				2-INFRASTRUCTURE	3,474,478,497	3,441,845,447	1,533,747,569
				3-MITIGATION	15,702,216	10,493,034	4,467,357
				4-OPERATIONS	3,079,525,833	3,072,024,398	689,704,940
				5-ADMINISTRATION	3,046,548,308	2,718,478,473	1,594,301,548
1603DR Total					19,758,054,382	18,825,436,196	12,089,621,932
1604DR	MISSISSIPPI	KATRINA	8/29/2005	1-HUMAN SERVICES	3,444,156,813	2,928,008,741	2,536,601,121
				2-INFRASTRUCTURE	1,757,046,839	1,754,363,516	829,502,156
				3-MITIGATION	21,544,362	18,638,662	4,789,688
				4-OPERATIONS	1,709,712,910	1,709,269,909	232,325,616
				5-ADMINISTRATION	2,688,095,819	2,619,467,328	1,401,905,727
1604DR Total					9,620,556,743	9,029,748,157	5,005,124,308
1605DR	ALABAMA	KATRINA	8/29/2005	1-HUMAN SERVICES	662,558,274	638,766,743	580,784,045
				2-INFRASTRUCTURE	100,426,362	99,560,135	74,230,087
				3-MITIGATION	9,357,861	9,249,131	1,360,718
				4-OPERATIONS	181,500,000	171,500,000	57,669,704
				5-ADMINISTRATION	205,814,054	199,569,961	125,917,754
1605DR Total					1,159,656,551	1,118,645,971	839,962,306
1606DR	TEXAS	RITA	9/24/2005	1-HUMAN SERVICES	829,197,197	810,366,050	732,824,669
				2-INFRASTRUCTURE	372,480,900	349,226,639	259,779,158
				3-MITIGATION	38,571,699	34,668,708	911,555
				4-OPERATIONS	238,831,800	235,501,600	172,436,868
				5-ADMINISTRATION	592,232,746	552,925,705	278,310,261
1606DR Total					2,071,314,341	1,982,688,702	1,444,262,511
1607DR	LOUISIANA	RITA	9/24/2005	1-HUMAN SERVICES	570,041,049	570,041,049	547,839,355
				2-INFRASTRUCTURE	350,234,097	347,335,614	176,013,032
				3-MITIGATION	5,278,527	5,018,487	2,282,939
				4-OPERATIONS	425,636,000	425,386,000	106,330,212
				5-ADMINISTRATION	425,480,551	384,922,800	182,456,687
1607DR Total					1,776,670,224	1,732,703,950	1,014,922,224
1609DR	FLORIDA	WILMA	10/24/2005	1-HUMAN SERVICES	499,037,481	456,171,380	408,927,395
				2-INFRASTRUCTURE	1,144,691,806	1,131,228,528	704,109,762
				3-MITIGATION	1,000,000	954,629	440,933
				4-OPERATIONS	234,028,384	233,938,384	17,965,465
				5-ADMINISTRATION	352,701,812	330,384,138	110,965,650
1609DR Total					2,231,459,483	2,152,677,058	1,242,409,206
3212EM	LOUISIANA	KATRINA	8/27/2005	2-INFRASTRUCTURE			
				4-OPERATIONS	1,500,000	1,500,000	2,096
				5-ADMINISTRATION	7,008,058	7,008,058	761,098
3212EM Total					8,508,058	8,508,058	763,194
3213EM	MISSISSIPPI	KATRINA	8/28/2005	2-INFRASTRUCTURE			
				4-OPERATIONS			
				5-ADMINISTRATION	2,639,985	2,639,985	157,517
3213EM Total					2,639,985	2,639,985	157,517

PROG CODE	STATE NAME	EVENT NAME	DECLARED	PROGRAM AREA	ALLOCATIONS	OBLIGATIONS	EXPENDITURES
3214EM	ALABAMA	KATRINA	8/28/2005	2-INFRASTRUCTURE 4-OPERATIONS 5-ADMINISTRATION			
					84,454	84,454	52,976
3214EM Total					84,454	84,454	52,976
3215EM	ARKANSAS	KATRINA	9/2/2005	2-INFRASTRUCTURE 4-OPERATIONS 5-ADMINISTRATION	46,325,491	46,325,886	44,624,299
					3,500,000	3,500,000	
					4,395,434	4,365,549	3,659,381
3215EM Total					54,220,925	54,191,435	48,283,680
3216EM	TEXAS	KATRINA	9/2/2005	2-INFRASTRUCTURE 4-OPERATIONS 5-ADMINISTRATION	548,450,699	546,347,631	469,793,467
					33,815,346	33,815,346	1,547,836
					19,990,478	19,162,741	9,798,145
3216EM Total					602,256,523	599,325,718	481,139,448
3217EM	TENNESSEE	KATRINA	9/5/2005	2-INFRASTRUCTURE 4-OPERATIONS 5-ADMINISTRATION	29,000,000	28,199,660	25,884,219
					5,000	5,000	
					83,363	83,363	81,363
3217EM Total					29,088,363	28,288,023	25,965,582
3218EM	GEORGIA	KATRINA	9/5/2005	2-INFRASTRUCTURE 5-ADMINISTRATION	20,900,000	16,976,883	9,847,050
					52,767	52,767	767
3218EM Total					20,952,767	17,029,650	9,847,817
3219EM	OKLAHOMA	KATRINA	9/5/2005	2-INFRASTRUCTURE 5-ADMINISTRATION	14,250,313	12,486,777	11,854,631
					176,910	161,938	149,334
3219EM Total					14,427,223	12,648,715	12,003,965
3220EM	FLORIDA	KATRINA	9/5/2005	2-INFRASTRUCTURE 5-ADMINISTRATION	9,200,000	7,845,819	2,272,184
					2,272	2,272	
3220EM Total					9,202,272	7,848,091	2,274,456
3221EM	WEST VIRGINIA	KATRINA	9/5/2005	2-INFRASTRUCTURE 5-ADMINISTRATION	783,000	782,658	766,331
					123,811	103,490	103,490
3221EM Total					906,811	886,148	869,821
3222EM	NORTH CAROLINA	KATRINA	9/5/2005	2-INFRASTRUCTURE 5-ADMINISTRATION	2,000,000	1,980,608	1,563,487
					2,261	2,261	261
3222EM Total					2,002,261	1,982,869	1,563,748
3223EM	UTAH	KATRINA	9/5/2005	2-INFRASTRUCTURE 4-OPERATIONS 5-ADMINISTRATION	1,928,275	1,927,275	1,413,402
					81,798	64,814	53,307
3223EM Total					2,010,073	1,992,088	1,466,709
3224EM	COLORADO	KATRINA	9/5/2005	2-INFRASTRUCTURE 4-OPERATIONS 5-ADMINISTRATION	13,597,030	13,534,963	13,500,827
					814,280	637,990	629,993
3224EM Total					14,411,310	14,172,953	14,130,820
3225EM	MICHIGAN	KATRINA	9/7/2005	2-INFRASTRUCTURE 5-ADMINISTRATION	1,920,000	1,836,248	1,653,296
					603,594	426,975	388,378
3225EM Total					2,523,594	2,263,223	2,041,674
3226EM	DISTRICT OF COLUMBIA	KATRINA	9/7/2005	2-INFRASTRUCTURE 5-ADMINISTRATION	1,838,568	1,836,498	
					100,803	54,053	54,053
3226EM Total					1,939,371	1,890,551	54,053
3227EM	WASHINGTON	KATRINA	9/7/2005	2-INFRASTRUCTURE 5-ADMINISTRATION	2,998,033	2,998,031	558,465
					431,046	402,829	391,477
3227EM Total					3,429,079	3,400,861	949,942
3228EM	OREGON	KATRINA	9/7/2005	2-INFRASTRUCTURE 5-ADMINISTRATION	2,075,047	2,075,040	597,770
					45,053	38,096	31,915
3228EM Total					2,120,100	2,113,136	629,685
3229EM	NEW MEXICO	KATRINA	9/7/2005	2-INFRASTRUCTURE 5-ADMINISTRATION	2,139,828	1,626,508	432,464
					106,507	70,132	66,361
3229EM Total					2,246,335	1,696,640	498,826

PROG CODE	STATE NAME	EVENT NAME	DECLARED	PROGRAM AREA	ALLOCATIONS	OBLIGATIONS	EXPENDITURES
3230EM	ILLINOIS	KATRINA	9/7/2005	2-INFRASTRUCTURE	2,418,578	2,277,879	1,083,226
				5-ADMINISTRATION	285,818	241,637	197,757
3230EM Total					2,704,396	2,519,516	1,280,982
3231EM	KENTUCKY	KATRINA	9/10/2005	2-INFRASTRUCTURE	4,300,000	4,129,572	1,667,220
				5-ADMINISTRATION	9,961	9,961	7,961
3231EM Total					4,309,961	4,139,533	1,675,181
3232EM	MISSOURI	KATRINA	9/10/2005	2-INFRASTRUCTURE	2,005,000	1,958,975	36,400
				5-ADMINISTRATION	665,895	637,790	623,647
3232EM Total					2,670,895	2,596,765	660,047
3233EM	SOUTH CAROLINA	KATRINA	9/10/2005	2-INFRASTRUCTURE	3,614,915	3,594,917	3,468,013
				5-ADMINISTRATION	42,089	42,089	40,089
3233EM Total					3,657,004	3,637,006	3,508,102
3234EM	SOUTH DAKOTA	KATRINA	9/10/2005	2-INFRASTRUCTURE	261,722	261,676	211,332
				5-ADMINISTRATION	32,700	12,086	10,352
3234EM Total					294,422	273,761	221,684
3235EM	PENNSYLVANIA	KATRINA	9/10/2005	2-INFRASTRUCTURE	2,890,000	2,889,660	2,039,624
				5-ADMINISTRATION	275,775	264,647	264,647
3235EM Total					3,165,775	3,154,306	2,304,270
3236EM	KANSAS	KATRINA	9/10/2005	2-INFRASTRUCTURE	163,200	163,069	153,933
				5-ADMINISTRATION	351	351	351
3236EM Total					163,551	163,419	154,284
3237EM	ALABAMA	KATRINA	9/10/2005	2-INFRASTRUCTURE	3,000,000	2,840,416	2,808,190
				4-OPERATIONS	1,000,000	1,000,000	
				5-ADMINISTRATION			
3237EM Total					4,000,000	3,840,416	2,808,190
3238EM	INDIANA	KATRINA	9/10/2005	2-INFRASTRUCTURE	4,127,992	3,930,006	36,250
				5-ADMINISTRATION	22,864	2,392	2,297
3238EM Total					4,150,856	3,932,398	38,546
3239EM	IOWA	KATRINA	9/10/2005	2-INFRASTRUCTURE	222,618	222,618	215,650
				5-ADMINISTRATION	15,278	5,639	5,639
3239EM Total					237,895	228,257	221,289
3240EM	VIRGINIA	KATRINA	9/12/2005	2-INFRASTRUCTURE	593,100	592,846	423,680
				5-ADMINISTRATION	130,910	111,522	111,522
3240EM Total					724,010	704,368	535,202
3241EM	ARIZONA	KATRINA	9/12/2005	2-INFRASTRUCTURE	5,292,410	5,292,115	5,196,293
				5-ADMINISTRATION	2,257,438	2,256,062	256,720
3241EM Total					7,549,848	7,548,177	5,453,013
3242EM	MINNESOTA	KATRINA	9/13/2005	2-INFRASTRUCTURE	15,000,000	3,893,657	1,433,962
				5-ADMINISTRATION	24,450	1,927	1,905
3242EM Total					15,024,450	3,895,584	1,435,868
3243EM	NEVADA	KATRINA	9/13/2005	2-INFRASTRUCTURE	1,000,000	705,623	537,438
				5-ADMINISTRATION	317,219	302,939	297,254
3243EM Total					1,317,219	1,008,562	834,693
3244EM	IDAHO	KATRINA	9/13/2005	2-INFRASTRUCTURE	643,377	643,370	143,336
				5-ADMINISTRATION	35,700	10,108	9,860
3244EM Total					679,077	653,478	153,195
3245EM	NEBRASKA	KATRINA	9/13/2005	2-INFRASTRUCTURE	210,100	210,100	133,946
				5-ADMINISTRATION	1,302	1,302	1,302
3245EM Total					211,402	211,402	135,248
3246EM	CONNECTICUT	KATRINA	9/13/2005	2-INFRASTRUCTURE	1,000,000	684,199	
				5-ADMINISTRATION	43,301	37,443	23,725
3246EM Total					1,043,301	721,642	23,725
3247EM	NORTH DAKOTA	KATRINA	9/13/2005	2-INFRASTRUCTURE	23,747	23,747	
				5-ADMINISTRATION	41,985	27,322	25,726

PROG CODE	STATE NAME	EVENT NAME	DECLARED	PROGRAM AREA	ALLOCATIONS	OBLIGATIONS	EXPENDITURES
3247EM Total					65,732	51,069	25,726
3248EM	CALIFORNIA	KATRINA	9/13/2005	2-INFRASTRUCTURE	200,000	1,289	
				5-ADMINISTRATION	703,320	696,784	679,976
3248EM Total					903,320	698,073	679,976
3249EM	WISCONSIN	KATRINA	9/13/2005	2-INFRASTRUCTURE	3,501,228	2,970,100	871,261
				5-ADMINISTRATION	24,737	1,225	1,225
3249EM Total					3,525,965	2,971,325	872,486
3250EM	OHIO	KATRINA	9/13/2005	2-INFRASTRUCTURE	2,518,180	2,499,922	1,883,928
				5-ADMINISTRATION	25,350		
3250EM Total					2,543,530	2,499,922	1,883,928
3251EM	MARYLAND	KATRINA	9/13/2005	2-INFRASTRUCTURE	1,637,550	1,566,521	1,354,834
				5-ADMINISTRATION	106,326	82,921	82,921
3251EM Total					1,743,876	1,649,442	1,437,755
3252EM	MASSACHUSETTS	KATRINA	9/13/2005	2-INFRASTRUCTURE	5,750,000	5,596,535	5,527,782
				5-ADMINISTRATION	466,246	446,604	423,018
3252EM Total					6,216,246	6,043,139	5,950,801
3253EM	MONTANA	KATRINA	9/13/2005	2-INFRASTRUCTURE	400,000	397,372	117,846
				5-ADMINISTRATION	42,856	35,917	34,617
3253EM Total					442,856	433,289	152,463
3255EM	RHODE ISLAND	KATRINA	9/19/2005	2-INFRASTRUCTURE	1,500,000	1,131,503	927,088
				5-ADMINISTRATION	24,708	24,175	18,300
3255EM Total					1,524,708	1,155,679	945,388
3256EM	MAINE	KATRINA	9/19/2005	2-INFRASTRUCTURE	100,000	51,276	51,276
				5-ADMINISTRATION	6,000	6,000	
3256EM Total					106,000	57,276	51,276
3257EM	NEW JERSEY	KATRINA	9/19/2005	2-INFRASTRUCTURE	120,026	120,026	116,692
				5-ADMINISTRATION	81,317	61,486	60,846
3257EM Total					201,343	181,512	177,538
3258EM	NEW HAMPSHIRE	KATRINA	9/19/2005	2-INFRASTRUCTURE	100,000	9,887	9,887
				5-ADMINISTRATION	6,000	6,000	92
3258EM Total					106,000	15,887	9,979
3259EM	FLORIDA	RITA	9/20/2005	2-INFRASTRUCTURE	9,100,000	8,921,857	5,203,714
				4-OPERATIONS	10,000	10,000	
				5-ADMINISTRATION	1,280,801	1,280,801	69,260
3259EM Total					10,390,801	10,212,657	5,272,973
3260EM	LOUISIANA	RITA	9/21/2005	2-INFRASTRUCTURE			
				4-OPERATIONS	100,000	100,000	
				5-ADMINISTRATION	175,000	175,000	
3260EM Total					275,000	275,000	
3261EM	TEXAS	RITA	9/21/2005	2-INFRASTRUCTURE	6,015,000	5,983,918	5,668,990
				4-OPERATIONS	5,000,000	5,000,000	
				5-ADMINISTRATION	92,099,171	92,099,171	6,390,694
3261EM Total					103,114,171	103,083,089	12,059,684
3262EM	NEW YORK	KATRINA	9/30/2005	2-INFRASTRUCTURE	2,259,214	1,644,588	1,506,239
				5-ADMINISTRATION	354,100	309,925	302,583
3262EM Total					2,613,314	1,954,514	1,808,822
3263EM	DELAWARE	KATRINA	9/30/2005	2-INFRASTRUCTURE	101,941	100,286	95,419
				5-ADMINISTRATION	48,900	443	443
3263EM Total					150,841	100,729	95,862
Grand Total					37,772,481,233	35,964,691,457	22,428,765,678

**FINANCIAL INFORMATION TOOL
FOR HURRICANE KATRINA, RITA, & WILMA DECLARATIONS ONLY
AS OF 08-30-2006**

PROG CODE	STATE NAME	EVENT NAME	DECLARED	PROGRAM AREA	PROGRAM NAME	ALLOCATIONS	OBLIGATIONS	EXPENDITURES				
1602DR	FLORIDA	KATRINA	8/28/2005	2-INFRASTRUCTURE	2594-INSPECTIONS	7,922,400	8,471,000	7,390,763				
					416X-PUBLIC ASSISTANCE	155,636,074	155,112,148	116,441,126				
				2-INFRASTRUCTURE Total						163,558,474	163,583,148	123,831,889
				4-OPERATIONS	2507-MISSIONS-TA	10,000	10,000					
					2508-MISSIONS-DFA							
				4-OPERATIONS Total						10,000	10,000	
				5-ADMINISTRATION	11XX-SALARIES & BENEFITS	2,533,231	2,355,832	2,355,832				
					21XX-TRAVEL	2,086,994	2,077,069	1,770,574				
					22XX-TRANSPORTION	586,000	525,020	37,899				
					23XX-RENT, COMM, UTILITIES	1,677,662	1,381,875	1,341,431				
					24XX-PRINT & REPRO	20,000	10,500					
					2501-MISSIONS-FOS	19,187,425	15,195,925	7,286,337				
					25XX-OTHER SERVICES	5,924,696	5,744,696	123,000				
					26XX-SUPPLIES & MATERIALS	236,256	239,000	122,448				
					31XX-EQUIPMENT	151,500	94,570	31,692				
5-ADMINISTRATION Total						32,403,764	27,624,487	13,069,212				
1602DR Total						195,972,238	191,217,634	136,901,101				
1603DR	LOUISIANA	KATRINA	8/29/2005	1-HUMAN SERVICES	2503-UNEMPLOYMENT	321,511,035	320,361,035	320,361,035				
					2504-CRISIS COUNSELING-NIMH	15,753,102	11,765,214	11,765,214				
					2576-LEGAL SERVICES	298,298	217,982	78,000				
					2592-INSPECTIONS	146,828,062	141,424,068	86,567,795				
					4149-OTHER NEEDS ASSISTANCE	1,460,390,254	1,460,390,154	1,453,005,044				
					414X-HOUSING ASSISTANCE	3,183,401,011	3,183,200,128	3,173,054,315				
					4152-CRISIS COUNSELING-SCC	25,515,030	25,538,416	13,487,780				
					MANUFACTURED HOUSING	4,988,102,734	4,439,697,847	3,209,081,337				
					1-HUMAN SERVICES Total						10,141,799,527	9,582,594,844
				2-INFRASTRUCTURE	2594-INSPECTIONS	319,206,900	301,248,250	207,555,659				
					416X-PUBLIC ASSISTANCE	3,155,271,597	3,140,597,197	1,326,191,909				
				2-INFRASTRUCTURE Total						3,474,478,497	3,441,845,447	1,533,747,569
				3-MITIGATION	2593-INSPECTIONS	13,233,976	8,024,794	3,721,369				
					4173-HAZARD MITIGATION	2,468,240	2,468,240	745,988				
				3-MITIGATION Total						15,702,216	10,493,034	4,467,357
				4-OPERATIONS	2507-MISSIONS-TA	10,102,500	8,602,000	1,671,901				
					2508-MISSIONS-DFA	3,069,423,333	3,063,422,398	688,033,039				
				4-OPERATIONS Total						3,079,525,833	3,072,024,398	689,704,940
				5-ADMINISTRATION	11XX-SALARIES & BENEFITS	210,311,915	210,465,764	210,465,764				
					21XX-TRAVEL	119,514,410	117,047,159	110,285,513				
					22XX-TRANSPORTION	13,264,320	13,133,336	9,658,024				
					23XX-RENT, COMM, UTILITIES	229,089,600	201,608,198	157,206,665				
					24XX-PRINT & REPRO	2,974,004	2,425,030	841,166				
					2501-MISSIONS-FOS	590,756,209	590,756,209	123,791,251				
					25XX-OTHER SERVICES	1,349,648,092	1,078,771,092	623,429,995				
26XX-SUPPLIES & MATERIALS	344,553,580	331,838,265	230,939,804									
31XX-EQUIPMENT	126,310,118	114,450,352	98,906,755									
32XX-LAND & STRUCTURES	9,530,620	7,387,628	6,335,699									
4101-URBAN SEARCH & RESCUE	50,595,440	50,595,439	22,440,912									
5-ADMINISTRATION Total						3,046,548,308	2,718,478,473	1,594,301,548				
1603DR Total						19,758,054,382	18,825,436,196	12,089,621,932				
1604DR	MISSISSIPPI	KATRINA	8/29/2005	1-HUMAN SERVICES	2503-UNEMPLOYMENT	100,000,056	88,450,000	88,450,000				
					2504-CRISIS COUNSELING-NIMH	50,342,191	20,242,285	15,802,292				
					2576-LEGAL SERVICES	44,000	43,492	43,492				
					2592-INSPECTIONS	67,006,340	71,499,340	40,078,570				
					4149-OTHER NEEDS ASSISTANCE	359,634,328	359,634,328	322,810,982				
					414X-HOUSING ASSISTANCE	837,617,340	835,454,168	829,361,241				
					4152-CRISIS COUNSELING-SCC	12,046,760	11,477,570	7,838,577				
					IMMEDIATE NEEDS ASSISTANCE		10,000					
					MANUFACTURED HOUSING	2,017,465,798	1,541,197,559	1,232,215,968				
				1-HUMAN SERVICES Total						3,444,156,813	2,928,008,741	2,536,601,121
				2-INFRASTRUCTURE	2594-INSPECTIONS	97,927,701	97,032,599	73,249,104				
					416X-PUBLIC ASSISTANCE	1,659,119,138	1,657,330,917	756,253,053				
				2-INFRASTRUCTURE Total						1,757,046,839	1,754,363,516	829,502,156

PROG CODE	STATE NAME	EVENT NAME	DECLARED	PROGRAM AREA	PROGRAM NAME	ALLOCATIONS	OBLIGATIONS	EXPENDITURES
				3-MITIGATION	2593-INSPECTIONS	15,824,761	12,919,061	4,516,182
					4173-HAZARD MITIGATION	5,719,601	5,719,601	273,506
					3-MITIGATION Total	21,544,362	18,638,662	4,789,688
				4-OPERATIONS	2507-MISSIONS-TA	14,013,256	13,070,256	1,673,294
					2508-MISSIONS-DFA	1,695,699,654	1,696,199,653	230,652,322
					4-OPERATIONS Total	1,709,712,910	1,709,269,909	232,325,616
				5-ADMINISTRATION	11XX-SALARIES & BENEFITS	144,731,191	147,085,427	147,085,427
					21XX-TRAVEL	72,527,999	69,925,815	64,214,243
					22XX-TRANSPORTION	29,401,515	26,871,023	26,297,176
					23XX-RENT, COMM, UTILITIES	59,498,429	56,874,934	36,986,497
					24XX-PRINT & REPRO	2,253,941	2,206,622	1,135,752
					2501-MISSIONS-FOS	1,476,092,383	1,476,786,349	480,220,585
					25XX-OTHER SERVICES	604,549,329	560,520,176	399,297,330
					26XX-SUPPLIES & MATERIALS	190,055,430	177,323,532	163,460,695
					31XX-EQUIPMENT	82,047,726	75,394,459	69,832,761
	32XX-LAND & STRUCTURES	2,337,846	1,878,961	1,617,103				
	4101-URBAN SEARCH & RESCUE	24,600,030	24,600,030	11,758,159				
	5-ADMINISTRATION Total	2,688,095,819	2,619,467,328	1,401,905,727				
1604DR Total						9,620,556,743	9,029,748,157	5,005,124,308
1605DR	ALABAMA	KATRINA	8/29/2005	1-HUMAN SERVICES	2503-UNEMPLOYMENT	1,948,400	1,372,364	1,372,364
					2504-CRISIS COUNSELING-NIMH	4,436,110	1,203,860	1,203,860
					2576-LEGAL SERVICES	5,775	5,775	5,775
					2592-INSPECTIONS	21,886,812	14,416,811	9,974,446
					4149-OTHER NEEDS ASSISTANCE	31,464,732	31,464,732	28,754,066
					414X-HOUSING ASSISTANCE	89,648,507	89,648,507	89,075,535
					4152-CRISIS COUNSELING-SCC	3,135,574	3,135,574	1,854,708
					MANUFACTURED HOUSING	510,032,365	497,519,120	448,543,290
					1-HUMAN SERVICES Total	662,558,274	638,766,743	580,784,045
				2-INFRASTRUCTURE	2594-INSPECTIONS	1,449,000	1,516,600	1,204,233
					416X-PUBLIC ASSISTANCE	98,977,362	98,043,535	73,025,854
					2-INFRASTRUCTURE Total	100,426,362	99,560,135	74,230,087
				3-MITIGATION	2593-INSPECTIONS	1,663,459	1,554,729	981,701
					4173-HAZARD MITIGATION	7,694,402	7,694,402	379,017
					3-MITIGATION Total	9,357,861	9,249,131	1,360,718
				4-OPERATIONS	2507-MISSIONS-TA	3,000,000	3,000,000	119,628
					2508-MISSIONS-DFA	178,500,000	168,500,000	57,550,075
					4-OPERATIONS Total	181,500,000	171,500,000	57,669,704
				5-ADMINISTRATION	11XX-SALARIES & BENEFITS	21,284,705	20,555,525	20,555,525
					21XX-TRAVEL	18,602,946	18,415,707	17,631,180
					22XX-TRANSPORTION	2,414,000	1,134,950	163,255
					23XX-RENT, COMM, UTILITIES	8,816,157	8,603,404	5,448,330
					24XX-PRINT & REPRO	370,892	254,327	142,518
					2501-MISSIONS-FOS	82,185,605	82,185,605	28,763,145
					25XX-OTHER SERVICES	58,163,358	56,627,506	44,644,594
					26XX-SUPPLIES & MATERIALS	10,081,585	8,465,071	5,730,465
					31XX-EQUIPMENT	3,894,806	3,327,867	2,838,742
					5-ADMINISTRATION Total	205,814,054	199,569,961	125,917,754
1605DR Total						1,159,656,551	1,118,645,971	839,962,306
1606DR	TEXAS	RITA	9/24/2005	1-HUMAN SERVICES	2503-UNEMPLOYMENT	11,382,008	9,759,933	9,759,933
					2504-CRISIS COUNSELING-NIMH	1,546,988	1,546,988	1,546,988
					2576-LEGAL SERVICES			
					2592-INSPECTIONS	44,082,928	61,264,925	34,295,344
					4149-OTHER NEEDS ASSISTANCE	500		(11,155)
					414X-HOUSING ASSISTANCE	511,014,899	511,014,000	505,240,644
					4152-CRISIS COUNSELING-SCC	982,215	650,742	226,375
					4154-OTHER NEEDS ASSISTANCE	72,880,000	71,880,000	70,397,717
					MANUFACTURED HOUSING	187,307,659	154,249,462	111,368,823
					1-HUMAN SERVICES Total	829,197,197	810,366,050	732,824,669
				2-INFRASTRUCTURE	2594-INSPECTIONS	14,680,900	14,672,221	12,037,930
					416X-PUBLIC ASSISTANCE	357,800,000	334,554,418	247,741,228
					2-INFRASTRUCTURE Total	372,480,900	349,226,639	259,779,158
				3-MITIGATION	2593-INSPECTIONS	11,479,991	7,577,000	890,188
					4173-HAZARD MITIGATION	27,091,708	27,091,708	21,367
					3-MITIGATION Total	38,571,699	34,668,708	911,555
				4-OPERATIONS	2507-MISSIONS-TA	150,000	150,000	10,594
					2508-MISSIONS-DFA	238,681,800	235,351,600	172,426,275

PROG CODE	STATE NAME	EVENT NAME	DECLARED	PROGRAM AREA	PROGRAM NAME	ALLOCATIONS	OBLIGATIONS	EXPENDITURES
				4-OPERATIONS Total		238,831,800	235,501,600	172,436,868
				5-ADMINISTRATION	11XX-SALARIES & BENEFITS	42,741,606	42,045,650	42,045,650
					21XX-TRAVEL	30,839,242	30,430,857	29,271,444
					22XX-TRANSPORTION	2,549,000	425,000	335,660
					23XX-RENT, COMM, UTILITIES	14,837,991	12,470,117	8,684,652
					24XX-PRINT & REPRO	623,000	344,871	170,821
					2501-MISSIONS-FOS	255,918,864	255,753,459	38,981,700
					25XX-OTHER SERVICES	207,899,400	179,550,054	144,313,025
					26XX-SUPPLIES & MATERIALS	8,488,417	5,499,271	2,553,549
					31XX-EQUIPMENT	9,076,000	7,210,975	6,416,587
					32XX-LAND & STRUCTURES	65,000	1,225	1,225
					4101-URBAN SEARCH & RESCUE	19,194,226	19,194,226	5,535,948
				5-ADMINISTRATION Total		592,232,746	552,925,705	278,310,261
1606DR Total						2,071,314,341	1,982,688,702	1,444,262,511
1607DR	LOUISIANA	RITA	9/24/2005	1-HUMAN SERVICES	2503-UNEMPLOYMENT	11,785,488	11,785,488	11,785,488
					2592-INSPECTIONS	43,618,542	43,618,542	23,910,926
					4149-OTHER NEEDS ASSISTANCE	106,800,000	106,800,000	104,782,552
					414X-HOUSING ASSISTANCE	406,321,649	406,321,649	405,845,020
					MANUFACTURED HOUSING	1,515,370	1,515,370	1,515,370
				1-HUMAN SERVICES Total		570,041,049	570,041,049	547,839,355
				2-INFRASTRUCTURE	2594-INSPECTIONS	5,922,000	4,915,000	3,474,329
					416X-PUBLIC ASSISTANCE	344,312,097	342,420,614	172,538,702
				2-INFRASTRUCTURE Total		350,234,097	347,335,614	176,013,032
				3-MITIGATION	2593-INSPECTIONS	4,844,983	4,584,943	2,147,657
					4173-HAZARD MITIGATION	433,544	433,544	135,281
				3-MITIGATION Total		5,278,527	5,018,487	2,282,939
				4-OPERATIONS	2507-MISSIONS-TA	600,000	600,000	264,985
					2508-MISSIONS-DFA	425,036,000	424,786,000	106,065,227
				4-OPERATIONS Total		425,636,000	425,386,000	106,330,212
				5-ADMINISTRATION	11XX-SALARIES & BENEFITS	15,230,271	15,228,218	15,228,218
					21XX-TRAVEL	4,220,300	4,218,186	4,002,604
					22XX-TRANSPORTION	1,212,000	1,146,601	878,290
					23XX-RENT, COMM, UTILITIES	11,395,183	8,733,530	6,500,273
					24XX-PRINT & REPRO	520,000	481,843	103,936
					2501-MISSIONS-FOS	38,323,185	38,323,185	18,725,070
					25XX-OTHER SERVICES	306,450,237	270,625,210	104,121,219
					26XX-SUPPLIES & MATERIALS	40,404,375	39,350,257	29,984,378
					31XX-EQUIPMENT	4,119,000	3,329,769	1,530,786
					32XX-LAND & STRUCTURES	400,000	400,000	106,051
					4101-URBAN SEARCH & RESCUE	3,206,000	3,086,000	1,275,863
				5-ADMINISTRATION Total		425,480,551	384,922,800	182,456,687
1607DR Total						1,776,670,224	1,732,703,950	1,014,922,224
1609DR	FLORIDA	WILMA	10/24/2005	1-HUMAN SERVICES	2503-UNEMPLOYMENT	6,050,125	6,050,125	6,050,125
					2504-CRISIS COUNSELING-NIMH	8,246,808	3,246,808	3,246,808
					2576-LEGAL SERVICES	5,000	5,000	5,000
					2592-INSPECTIONS	48,379,400	46,354,901	39,076,909
					4149-OTHER NEEDS ASSISTANCE	183,000,000	158,999,943	143,830,449
					414X-HOUSING ASSISTANCE	163,715,000	157,695,000	147,924,309
					4152-CRISIS COUNSELING-SCC	2,628,148	2,424,122	1,698,505
					MANUFACTURED HOUSING	87,013,000	81,395,481	67,095,290
				1-HUMAN SERVICES Total		499,037,481	456,171,380	408,927,395
				2-INFRASTRUCTURE	2594-INSPECTIONS	50,641,806	41,183,606	33,372,966
					416X-PUBLIC ASSISTANCE	1,094,050,000	1,090,044,922	670,736,797
				2-INFRASTRUCTURE Total		1,144,691,806	1,131,228,528	704,109,762
				3-MITIGATION	2593-INSPECTIONS	1,000,000	954,629	440,933
				3-MITIGATION Total		1,000,000	954,629	440,933
				4-OPERATIONS	2507-MISSIONS-TA	700,000	700,000	321,476
					2508-MISSIONS-DFA	233,328,384	233,238,384	17,643,989
				4-OPERATIONS Total		234,028,384	233,938,384	17,965,465
				5-ADMINISTRATION	11XX-SALARIES & BENEFITS	37,113,330	35,746,302	35,746,302
					21XX-TRAVEL	14,859,700	14,563,528	13,892,003
					22XX-TRANSPORTION	13,625,440	12,625,440	4,508,009
					23XX-RENT, COMM, UTILITIES	7,812,605	7,380,252	6,255,291
					24XX-PRINT & REPRO	548,500	286,757	215,200
					2501-MISSIONS-FOS	147,229,012	146,309,959	33,241,164
					25XX-OTHER SERVICES	31,382,000	18,494,433	5,833,702

PROG CODE	STATE NAME	EVENT NAME	DECLARED	PROGRAM AREA	PROGRAM NAME	ALLOCATIONS	OBLIGATIONS	EXPENDITURES
					26XX-SUPPLIES & MATERIALS	91,470,000	85,852,299	8,929,556
					31XX-EQUIPMENT	2,346,000	3,079,119	1,640,683
					32XX-LAND & STRUCTURES	99,225	82,255	82,255
					4101-URBAN SEARCH & RESCUE	6,216,000	5,963,794	621,485
					5-ADMINISTRATION Total	352,701,812	330,384,138	110,965,650
1609DR Total						2,231,459,483	2,152,677,058	1,242,409,206
3212EM	LOUISIANA	KATRINA	8/27/2005	2-INFRASTRUCTURE	416X-PUBLIC ASSISTANCE			
					2-INFRASTRUCTURE Total			
				4-OPERATIONS	2508-MISSIONS-DFA	1,500,000	1,500,000	2,096
					4-OPERATIONS Total	1,500,000	1,500,000	2,096
				5-ADMINISTRATION	11XX-SALARIES & BENEFITS	1,922	1,922	1,922
					21XX-TRAVEL	5,559	5,559	5,559
					22XX-TRANSPORTION			
					23XX-RENT, COMM, UTILITIES	588,577	588,577	577,493
					24XX-PRINT & REPRO			
					2501-MISSIONS-FOS	6,370,000	6,370,000	134,840
					25XX-OTHER SERVICES	40,000	40,000	40,000
					26XX-SUPPLIES & MATERIALS	2,000	2,000	1,284
					31XX-EQUIPMENT			
					5-ADMINISTRATION Total	7,008,058	7,008,058	761,098
3212EM Total						8,508,058	8,508,058	763,194
3213EM	MISSISSIPPI	KATRINA	8/28/2005	2-INFRASTRUCTURE	416X-PUBLIC ASSISTANCE			
					2-INFRASTRUCTURE Total			
				4-OPERATIONS	2507-MISSIONS-TA			
					2508-MISSIONS-DFA			
					4-OPERATIONS Total			
				5-ADMINISTRATION	11XX-SALARIES & BENEFITS	288	288	288
					21XX-TRAVEL			
					22XX-TRANSPORTION			
					23XX-RENT, COMM, UTILITIES			
					24XX-PRINT & REPRO			
					2501-MISSIONS-FOS	2,629,857	2,629,857	157,229
					25XX-OTHER SERVICES	9,840	9,840	
					26XX-SUPPLIES & MATERIALS			
					5-ADMINISTRATION Total	2,639,985	2,639,985	157,517
3213EM Total						2,639,985	2,639,985	157,517
3214EM	ALABAMA	KATRINA	8/28/2005	2-INFRASTRUCTURE	416X-PUBLIC ASSISTANCE			
					2-INFRASTRUCTURE Total			
				4-OPERATIONS	2507-MISSIONS-TA			
					2508-MISSIONS-DFA			
					4-OPERATIONS Total			
				5-ADMINISTRATION	11XX-SALARIES & BENEFITS			
					21XX-TRAVEL			
					22XX-TRANSPORTION			
					23XX-RENT, COMM, UTILITIES	30,000	30,000	30,000
					24XX-PRINT & REPRO			
					2501-MISSIONS-FOS	31,478	31,478	
					26XX-SUPPLIES & MATERIALS			
					31XX-EQUIPMENT	22,976	22,976	22,976
					5-ADMINISTRATION Total	84,454	84,454	52,976
3214EM Total						84,454	84,454	52,976
3215EM	ARKANSAS	KATRINA	9/2/2005	2-INFRASTRUCTURE	2594-INSPECTIONS	1,583,900	1,584,295	1,521,894
					416X-PUBLIC ASSISTANCE	44,741,591	44,741,591	43,102,406
					2-INFRASTRUCTURE Total	46,325,491	46,325,886	44,624,299
				4-OPERATIONS	2508-MISSIONS-DFA	3,500,000	3,500,000	
					4-OPERATIONS Total	3,500,000	3,500,000	
				5-ADMINISTRATION	11XX-SALARIES & BENEFITS	1,550,253	1,554,207	1,554,207
					21XX-TRAVEL	1,712,002	1,710,236	1,677,747
					22XX-TRANSPORTION	17,100	16,775	8,787
					23XX-RENT, COMM, UTILITIES	391,644	353,035	315,479
					24XX-PRINT & REPRO	2,780	2,779	2,234
					2501-MISSIONS-FOS	575,295	580,000	7,452
					25XX-OTHER SERVICES	7,500	2,870	1,125
					26XX-SUPPLIES & MATERIALS	85,580	92,367	58,928
					31XX-EQUIPMENT	53,280	53,279	33,422
					32XX-LAND & STRUCTURES			

PROG CODE	STATE NAME	EVENT NAME	DECLARED	PROGRAM AREA	PROGRAM NAME	ALLOCATIONS	OBLIGATIONS	EXPENDITURES
5-ADMINISTRATION Total						4,395,434	4,365,549	3,659,381
3215EM Total								
3216EM	TEXAS	KATRINA	9/2/2005	2-INFRASTRUCTURE	2594-INSPECTIONS	6,508,500	5,055,237	3,456,060
					416X-PUBLIC ASSISTANCE	541,942,199	541,292,393	466,337,407
2-INFRASTRUCTURE Total						548,450,699	546,347,631	469,793,467
				4-OPERATIONS	2508-MISSIONS-DFR	33,815,346	33,815,346	1,547,836
4-OPERATIONS Total						33,815,346	33,815,346	1,547,836
				5-ADMINISTRATION	11XX-SALARIES & BENEFITS	2,634,491	2,501,758	2,501,758
					21XX-TRAVEL	2,871,405	2,870,623	2,841,929
					22XX-TRANSPORTION	84,000	38,683	21,890
					23XX-RENT, COMM, UTILITIES	2,095,492	2,061,022	1,518,943
					24XX-PRINT & REPRO	91,491	37,054	27,736
					2501-MISSIONS-FOS	9,512,826	9,512,826	1,215,198
					25XX-OTHER SERVICES	902,386	483,886	236,756
					26XX-SUPPLIES & MATERIALS	1,195,559	1,149,432	999,655
					31XX-EQUIPMENT	602,827	507,457	434,280
5-ADMINISTRATION Total						19,990,478	19,162,741	9,798,145
3216EM Total						602,256,523	599,325,718	481,139,448
3217EM	TENNESSEE	KATRINA	9/5/2005	2-INFRASTRUCTURE	416X-PUBLIC ASSISTANCE	29,000,000	28,199,660	25,884,219
2-INFRASTRUCTURE Total						29,000,000	28,199,660	25,884,219
				4-OPERATIONS	2507-MISSIONS-TA	5,000	5,000	
4-OPERATIONS Total						5,000	5,000	
				5-ADMINISTRATION	11XX-SALARIES & BENEFITS	13,380	13,380	13,380
					21XX-TRAVEL	67,983	67,983	67,983
					22XX-TRANSPORTION			
					23XX-RENT, COMM, UTILITIES			
					24XX-PRINT & REPRO			
					2501-MISSIONS-FOS	2,000	2,000	
					26XX-SUPPLIES & MATERIALS			
5-ADMINISTRATION Total						83,363	83,363	81,363
3217EM Total						29,088,363	28,288,023	25,965,582
3218EM	GEORGIA	KATRINA	9/5/2005	2-INFRASTRUCTURE	416X-PUBLIC ASSISTANCE	20,900,000	16,976,883	9,847,050
2-INFRASTRUCTURE Total						20,900,000	16,976,883	9,847,050
				5-ADMINISTRATION	11XX-SALARIES & BENEFITS			
					21XX-TRAVEL	767	767	767
					22XX-TRANSPORTION			
					23XX-RENT, COMM, UTILITIES			
					24XX-PRINT & REPRO			
					2501-MISSIONS-FOS	52,000	52,000	
					26XX-SUPPLIES & MATERIALS			
5-ADMINISTRATION Total						52,767	52,767	767
3218EM Total						20,952,767	17,029,650	9,847,817
3219EM	OKLAHOMA	KATRINA	9/5/2005	2-INFRASTRUCTURE	416X-PUBLIC ASSISTANCE	14,250,313	12,486,777	11,854,631
2-INFRASTRUCTURE Total						14,250,313	12,486,777	11,854,631
				5-ADMINISTRATION	11XX-SALARIES & BENEFITS	85,951	72,669	72,669
					21XX-TRAVEL	88,459	88,459	75,855
					22XX-TRANSPORTION	500		
					23XX-RENT, COMM, UTILITIES			
					24XX-PRINT & REPRO	1,000	756	756
					25XX-OTHER SERVICES			
					26XX-SUPPLIES & MATERIALS	1,000	54	54
					31XX-EQUIPMENT			
5-ADMINISTRATION Total						176,910	161,938	149,334
3219EM Total						14,427,223	12,648,715	12,003,965
3220EM	FLORIDA	KATRINA	9/5/2005	2-INFRASTRUCTURE	416X-PUBLIC ASSISTANCE	9,200,000	7,845,819	2,272,184
2-INFRASTRUCTURE Total						9,200,000	7,845,819	2,272,184
				5-ADMINISTRATION	11XX-SALARIES & BENEFITS	2,272	2,272	2,272
					21XX-TRAVEL			
					22XX-TRANSPORTION			
					23XX-RENT, COMM, UTILITIES			
					24XX-PRINT & REPRO			
					2501-MISSIONS-FOS			
					26XX-SUPPLIES & MATERIALS			
5-ADMINISTRATION Total						2,272	2,272	2,272
3220EM Total						9,202,272	7,848,091	2,274,456
3221EM	WEST VIRGINIA	KATRINA	9/5/2005	2-INFRASTRUCTURE	416X-PUBLIC ASSISTANCE	783,000	782,658	766,331

PROG CODE	STATE NAME	EVENT NAME	DECLARED	PROGRAM AREA	PROGRAM NAME	ALLOCATIONS	OBLIGATIONS	EXPENDITURES
				2-INFRASTRUCTURE Total		783,000	782,658	766,331
				5-ADMINISTRATION	11XX-SALARIES & BENEFITS	87,195	75,094	75,094
					21XX-TRAVEL	36,522	28,302	28,302
					22XX-TRANSPORTION			
					23XX-RENT, COMM, UTILITIES			
					24XX-PRINT & REPRO			
					26XX-SUPPLIES & MATERIALS			
						94	94	94
				5-ADMINISTRATION Total		123,811	103,490	103,490
3221EM Total						906,811	886,148	869,821
3222EM	NORTH CAROLINA	KATRINA	9/5/2005	2-INFRASTRUCTURE	416X-PUBLIC ASSISTANCE	2,000,000	1,980,608	1,563,487
				2-INFRASTRUCTURE Total		2,000,000	1,980,608	1,563,487
				5-ADMINISTRATION	11XX-SALARIES & BENEFITS	261	261	261
					21XX-TRAVEL			
					22XX-TRANSPORTION			
					23XX-RENT, COMM, UTILITIES			
					24XX-PRINT & REPRO			
					2501-MISSIONS-FOS	2,000	2,000	
					26XX-SUPPLIES & MATERIALS			
				5-ADMINISTRATION Total		2,261	2,261	261
3222EM Total						2,002,261	1,982,869	1,563,748
3223EM	UTAH	KATRINA	9/5/2005	2-INFRASTRUCTURE	2594-INSPECTIONS	10,000	9,000	
					416X-PUBLIC ASSISTANCE	1,918,275	1,918,275	1,413,402
				2-INFRASTRUCTURE Total		1,928,275	1,927,275	1,413,402
				4-OPERATIONS	2507-MISSIONS-TA			
					2508-MISSIONS-DFA			
				4-OPERATIONS Total				
				5-ADMINISTRATION	11XX-SALARIES & BENEFITS	35,606	21,630	21,630
					21XX-TRAVEL	39,192	39,184	31,677
					22XX-TRANSPORTION			
					23XX-RENT, COMM, UTILITIES			
					24XX-PRINT & REPRO			
					26XX-SUPPLIES & MATERIALS			
						7,000	4,000	
				5-ADMINISTRATION Total		81,798	64,814	53,307
3223EM Total						2,010,073	1,992,088	1,466,709
3224EM	COLORADO	KATRINA	9/5/2005	2-INFRASTRUCTURE	416X-PUBLIC ASSISTANCE	13,597,030	13,534,963	13,500,827
				2-INFRASTRUCTURE Total		13,597,030	13,534,963	13,500,827
				4-OPERATIONS	2508-MISSIONS-DFA			
				4-OPERATIONS Total				
				5-ADMINISTRATION	11XX-SALARIES & BENEFITS	619,997	456,573	456,573
					21XX-TRAVEL	186,783	177,401	171,691
					22XX-TRANSPORTION	500	16	
					23XX-RENT, COMM, UTILITIES			
					24XX-PRINT & REPRO			
					2501-MISSIONS-FOS			
					26XX-SUPPLIES & MATERIALS			
						7,000	4,000	1,729
				5-ADMINISTRATION Total		814,280	637,990	629,993
3224EM Total						14,411,310	14,172,953	14,130,820
3225EM	MICHIGAN	KATRINA	9/7/2005	2-INFRASTRUCTURE	416X-PUBLIC ASSISTANCE	1,920,000	1,836,248	1,653,296
				2-INFRASTRUCTURE Total		1,920,000	1,836,248	1,653,296
				5-ADMINISTRATION	11XX-SALARIES & BENEFITS	361,334	222,174	222,174
					21XX-TRAVEL	238,260	202,301	165,000
					22XX-TRANSPORTION	1,000	500	493
					23XX-RENT, COMM, UTILITIES			
					24XX-PRINT & REPRO			
					26XX-SUPPLIES & MATERIALS			
					31XX-EQUIPMENT	2,000	2,000	712
						1,000		
				5-ADMINISTRATION Total		603,594	426,975	388,378
3225EM Total						2,523,594	2,263,223	2,041,674
3226EM	DISTRICT OF COLUMBIA	KATRINA	9/7/2005	2-INFRASTRUCTURE	416X-PUBLIC ASSISTANCE	1,838,568	1,836,498	
				2-INFRASTRUCTURE Total		1,838,568	1,836,498	
				5-ADMINISTRATION	11XX-SALARIES & BENEFITS	54,856	15,430	15,430
					21XX-TRAVEL	45,947	38,623	38,623
					22XX-TRANSPORTION			
					23XX-RENT, COMM, UTILITIES			
					24XX-PRINT & REPRO			
					26XX-SUPPLIES & MATERIALS			

PROG CODE	STATE NAME	EVENT NAME	DECLARED	PROGRAM AREA	PROGRAM NAME	ALLOCATIONS	OBLIGATIONS	EXPENDITURES
3232EM Total						2,670,895	2,596,765	660,047
3233EM	SOUTH CAROLINA	KATRINA	9/10/2005	2-INFRASTRUCTURE	416X-PUBLIC ASSISTANCE	3,614,915	3,594,917	3,468,013
2-INFRASTRUCTURE Total						3,614,915	3,594,917	3,468,013
5-ADMINISTRATION								
11XX-SALARIES & BENEFITS								
21XX-TRAVEL						40,089	40,089	40,089
22XX-TRANSPORTION								
23XX-RENT, COMM, UTILITIES								
24XX-PRINT & REPRO								
2501-MISSIONS-FOS						2,000	2,000	
26XX-SUPPLIES & MATERIALS								
5-ADMINISTRATION Total						42,089	42,089	40,089
3233EM Total						3,657,004	3,637,006	3,508,102
3234EM	SOUTH DAKOTA	KATRINA	9/10/2005	2-INFRASTRUCTURE	416X-PUBLIC ASSISTANCE	261,722	261,676	211,332
2-INFRASTRUCTURE Total						261,722	261,676	211,332
5-ADMINISTRATION								
11XX-SALARIES & BENEFITS						20,700	2,086	2,086
21XX-TRAVEL						10,000	10,000	8,266
22XX-TRANSPORTION								
23XX-RENT, COMM, UTILITIES								
24XX-PRINT & REPRO								
26XX-SUPPLIES & MATERIALS						2,000		
5-ADMINISTRATION Total						32,700	12,086	10,352
3234EM Total						294,422	273,761	221,684
3235EM	PENNSYLVANIA	KATRINA	9/10/2005	2-INFRASTRUCTURE	416X-PUBLIC ASSISTANCE	2,890,000	2,889,660	2,039,624
2-INFRASTRUCTURE Total						2,890,000	2,889,660	2,039,624
5-ADMINISTRATION								
11XX-SALARIES & BENEFITS						174,346	174,306	174,306
21XX-TRAVEL						101,429	90,341	90,341
22XX-TRANSPORTION								
23XX-RENT, COMM, UTILITIES								
24XX-PRINT & REPRO								
26XX-SUPPLIES & MATERIALS								
5-ADMINISTRATION Total						275,775	264,647	264,647
3235EM Total						3,165,775	3,154,306	2,304,270
3236EM	KANSAS	KATRINA	9/10/2005	2-INFRASTRUCTURE	416X-PUBLIC ASSISTANCE	163,200	163,069	153,933
2-INFRASTRUCTURE Total						163,200	163,069	153,933
5-ADMINISTRATION								
11XX-SALARIES & BENEFITS								
21XX-TRAVEL						351	351	351
22XX-TRANSPORTION								
23XX-RENT, COMM, UTILITIES								
24XX-PRINT & REPRO								
26XX-SUPPLIES & MATERIALS								
5-ADMINISTRATION Total						351	351	351
3236EM Total						163,551	163,419	154,284
3237EM	ALABAMA	KATRINA	9/10/2005	2-INFRASTRUCTURE	416X-PUBLIC ASSISTANCE	3,000,000	2,840,416	2,808,190
2-INFRASTRUCTURE Total						3,000,000	2,840,416	2,808,190
4-OPERATIONS								
2508-MISSIONS-DFA						1,000,000	1,000,000	
4-OPERATIONS Total						1,000,000	1,000,000	
5-ADMINISTRATION								
11XX-SALARIES & BENEFITS								
21XX-TRAVEL								
22XX-TRANSPORTION								
23XX-RENT, COMM, UTILITIES								
24XX-PRINT & REPRO								
26XX-SUPPLIES & MATERIALS								
5-ADMINISTRATION Total								
3237EM Total						4,000,000	3,840,416	2,808,190
3238EM	INDIANA	KATRINA	9/10/2005	2-INFRASTRUCTURE	416X-PUBLIC ASSISTANCE	4,127,992	3,930,006	36,250
2-INFRASTRUCTURE Total						4,127,992	3,930,006	36,250
5-ADMINISTRATION								
11XX-SALARIES & BENEFITS						12,264	1,942	1,942
21XX-TRAVEL						10,600	450	354
22XX-TRANSPORTION								
23XX-RENT, COMM, UTILITIES								
24XX-PRINT & REPRO								
26XX-SUPPLIES & MATERIALS								
5-ADMINISTRATION Total						22,864	2,392	2,297
3238EM Total						4,150,856	3,932,398	38,546
3239EM	IOWA	KATRINA	9/10/2005	2-INFRASTRUCTURE	416X-PUBLIC ASSISTANCE	222,618	222,618	215,650
2-INFRASTRUCTURE Total						222,618	222,618	215,650

PROG CODE	STATE NAME	EVENT NAME	DECLARED	PROGRAM AREA	PROGRAM NAME	ALLOCATIONS	OBLIGATIONS	EXPENDITURES
				5-ADMINISTRATION	11XX-SALARIES & BENEFITS	10,350	712	712
					21XX-TRAVEL	4,928	4,928	4,928
					22XX-TRANSPORTION			
					23XX-RENT, COMM, UTILITIES			
					24XX-PRINT & REPRO			
					26XX-SUPPLIES & MATERIALS			
				5-ADMINISTRATION Total		15,278	5,639	5,639
3239EM Total						237,895	228,257	221,289
3240EM	VIRGINIA	KATRINA	9/12/2005	2-INFRASTRUCTURE	2594-INSPECTIONS	339,100	339,100	183,181
					416X-PUBLIC ASSISTANCE	254,000	253,746	240,500
				2-INFRASTRUCTURE Total		593,100	592,846	423,680
				5-ADMINISTRATION	11XX-SALARIES & BENEFITS	102,910	100,785	100,785
					21XX-TRAVEL	28,000	10,737	10,737
					22XX-TRANSPORTION			
					23XX-RENT, COMM, UTILITIES			
					24XX-PRINT & REPRO			
					26XX-SUPPLIES & MATERIALS			
				5-ADMINISTRATION Total		130,910	111,522	111,522
3240EM Total						724,010	704,368	535,202
3241EM	ARIZONA	KATRINA	9/12/2005	2-INFRASTRUCTURE	416X-PUBLIC ASSISTANCE	5,292,410	5,292,115	5,196,293
				2-INFRASTRUCTURE Total		5,292,410	5,292,115	5,196,293
				5-ADMINISTRATION	11XX-SALARIES & BENEFITS	76,680	86,237	86,237
					21XX-TRAVEL	180,758	169,825	168,520
					22XX-TRANSPORTION			
					23XX-RENT, COMM, UTILITIES			
					24XX-PRINT & REPRO			
					2501-MISSIONS-FOS	2,000,000	2,000,000	1,963
					26XX-SUPPLIES & MATERIALS			
				5-ADMINISTRATION Total		2,257,438	2,256,062	256,720
3241EM Total						7,549,848	7,548,177	5,453,013
3242EM	MINNESOTA	KATRINA	9/13/2005	2-INFRASTRUCTURE	416X-PUBLIC ASSISTANCE	15,000,000	3,893,657	1,433,962
				2-INFRASTRUCTURE Total		15,000,000	3,893,657	1,433,962
				5-ADMINISTRATION	11XX-SALARIES & BENEFITS	11,150		
					21XX-TRAVEL	13,300	1,927	1,905
					22XX-TRANSPORTION			
					23XX-RENT, COMM, UTILITIES			
					24XX-PRINT & REPRO			
					26XX-SUPPLIES & MATERIALS			
				5-ADMINISTRATION Total		24,450	1,927	1,905
3242EM Total						15,024,450	3,895,584	1,435,868
3243EM	NEVADA	KATRINA	9/13/2005	2-INFRASTRUCTURE	416X-PUBLIC ASSISTANCE	1,000,000	705,623	537,438
				2-INFRASTRUCTURE Total		1,000,000	705,623	537,438
				5-ADMINISTRATION	11XX-SALARIES & BENEFITS	102,420	105,851	105,851
					21XX-TRAVEL	214,799	197,088	191,403
					22XX-TRANSPORTION			
					23XX-RENT, COMM, UTILITIES			
					24XX-PRINT & REPRO			
					26XX-SUPPLIES & MATERIALS			
				5-ADMINISTRATION Total		317,219	302,939	297,254
3243EM Total						1,317,219	1,008,562	834,693
3244EM	IDAHO	KATRINA	9/13/2005	2-INFRASTRUCTURE	416X-PUBLIC ASSISTANCE	643,377	643,370	143,336
				2-INFRASTRUCTURE Total		643,377	643,370	143,336
				5-ADMINISTRATION	11XX-SALARIES & BENEFITS	20,700	5,965	5,965
					21XX-TRAVEL	15,000	4,143	3,894
					22XX-TRANSPORTION			
					23XX-RENT, COMM, UTILITIES			
					24XX-PRINT & REPRO			
					26XX-SUPPLIES & MATERIALS			
				5-ADMINISTRATION Total		35,700	10,108	9,860
3244EM Total						679,077	653,478	153,195
3245EM	NEBRASKA	KATRINA	9/13/2005	2-INFRASTRUCTURE	416X-PUBLIC ASSISTANCE	210,100	210,100	133,946
				2-INFRASTRUCTURE Total		210,100	210,100	133,946
				5-ADMINISTRATION	11XX-SALARIES & BENEFITS			
					21XX-TRAVEL	1,302	1,302	1,302
					22XX-TRANSPORTION			
					23XX-RENT, COMM, UTILITIES			

PROG CODE	STATE NAME	EVENT NAME	DECLARED	PROGRAM AREA	PROGRAM NAME	ALLOCATIONS	OBLIGATIONS	EXPENDITURES
					24XX-PRINT & REPRO			
					26XX-SUPPLIES & MATERIALS			
				5-ADMINISTRATION Total		1,302	1,302	1,302
3245EM Total						211,402	211,402	135,248
3246EM	CONNECTICUT	KATRINA	9/13/2005	2-INFRASTRUCTURE	416X-PUBLIC ASSISTANCE	1,000,000	684,199	
				2-INFRASTRUCTURE Total		1,000,000	684,199	
				5-ADMINISTRATION	11XX-SALARIES & BENEFITS	23,373	17,516	17,516
					21XX-TRAVEL	19,928	19,928	6,209
					22XX-TRANSPORTION			
					23XX-RENT, COMM, UTILITIES			
					24XX-PRINT & REPRO			
					26XX-SUPPLIES & MATERIALS			
				5-ADMINISTRATION Total		43,301	37,443	23,725
3246EM Total						1,043,301	721,642	23,725
3247EM	NORTH DAKOTA	KATRINA	9/13/2005	2-INFRASTRUCTURE	416X-PUBLIC ASSISTANCE	23,747	23,747	
				2-INFRASTRUCTURE Total		23,747	23,747	
				5-ADMINISTRATION	11XX-SALARIES & BENEFITS	20,700	9,037	9,037
					21XX-TRAVEL	17,053	17,052	16,689
					22XX-TRANSPORTION	500		
					23XX-RENT, COMM, UTILITIES			
					24XX-PRINT & REPRO			
					25XX-OTHER SERVICES	1,233	1,233	
					26XX-SUPPLIES & MATERIALS	2,500		
				5-ADMINISTRATION Total		41,985	27,322	25,726
3247EM Total						65,732	51,069	25,726
3248EM	CALIFORNIA	KATRINA	9/13/2005	2-INFRASTRUCTURE	416X-PUBLIC ASSISTANCE	200,000	1,289	
				2-INFRASTRUCTURE Total		200,000	1,289	
				5-ADMINISTRATION	11XX-SALARIES & BENEFITS	338,820	361,328	361,328
					21XX-TRAVEL	364,500	335,455	318,648
					22XX-TRANSPORTION			
					23XX-RENT, COMM, UTILITIES			
					24XX-PRINT & REPRO			
					26XX-SUPPLIES & MATERIALS			
				5-ADMINISTRATION Total		703,320	696,784	679,976
3248EM Total						903,320	698,073	679,976
3249EM	WISCONSIN	KATRINA	9/13/2005	2-INFRASTRUCTURE	416X-PUBLIC ASSISTANCE	3,501,228	2,970,100	871,261
				2-INFRASTRUCTURE Total		3,501,228	2,970,100	871,261
				5-ADMINISTRATION	11XX-SALARIES & BENEFITS	11,437	1,137	1,137
					21XX-TRAVEL	13,300	88	88
					22XX-TRANSPORTION			
					23XX-RENT, COMM, UTILITIES			
					24XX-PRINT & REPRO			
					26XX-SUPPLIES & MATERIALS			
				5-ADMINISTRATION Total		24,737	1,225	1,225
3249EM Total						3,525,965	2,971,325	872,486
3250EM	OHIO	KATRINA	9/13/2005	2-INFRASTRUCTURE	416X-PUBLIC ASSISTANCE	2,518,180	2,499,922	1,883,928
				2-INFRASTRUCTURE Total		2,518,180	2,499,922	1,883,928
				5-ADMINISTRATION	11XX-SALARIES & BENEFITS	12,050		
					21XX-TRAVEL	13,300		
					22XX-TRANSPORTION			
					23XX-RENT, COMM, UTILITIES			
					24XX-PRINT & REPRO			
					26XX-SUPPLIES & MATERIALS			
				5-ADMINISTRATION Total		25,350		
3250EM Total						2,543,530	2,499,922	1,883,928
3251EM	MARYLAND	KATRINA	9/13/2005	2-INFRASTRUCTURE	416X-PUBLIC ASSISTANCE	1,637,550	1,566,521	1,354,834
				2-INFRASTRUCTURE Total		1,637,550	1,566,521	1,354,834
				5-ADMINISTRATION	11XX-SALARIES & BENEFITS	44,214	28,479	28,479
					21XX-TRAVEL	62,112	54,443	54,443
					22XX-TRANSPORTION			
					23XX-RENT, COMM, UTILITIES			
					24XX-PRINT & REPRO			
					26XX-SUPPLIES & MATERIALS			
				5-ADMINISTRATION Total		106,326	82,921	82,921
3251EM Total						1,743,876	1,649,442	1,437,755
3252EM	MASSACHUSETTS	KATRINA	9/13/2005	2-INFRASTRUCTURE	416X-PUBLIC ASSISTANCE	5,750,000	5,596,535	5,527,782

PROG CODE	STATE NAME	EVENT NAME	DECLARED	PROGRAM AREA	PROGRAM NAME	ALLOCATIONS	OBLIGATIONS	EXPENDITURES
				2-INFRASTRUCTURE Total		5,750,000	5,596,535	5,527,782
				5-ADMINISTRATION	11XX-SALARIES & BENEFITS	300,080	285,038	285,038
					21XX-TRAVEL	165,166	160,566	136,980
					22XX-TRANSPORTION	1,000	1,000	1,000
					23XX-RENT, COMM, UTILITIES			
					24XX-PRINT & REPRO			
					26XX-SUPPLIES & MATERIALS			
				5-ADMINISTRATION Total		466,246	446,604	423,018
3252EM Total						6,216,246	6,043,139	5,950,801
3253EM	MONTANA	KATRINA	9/13/2005	2-INFRASTRUCTURE	416X-PUBLIC ASSISTANCE	400,000	397,372	117,846
				2-INFRASTRUCTURE Total		400,000	397,372	117,846
				5-ADMINISTRATION	11XX-SALARIES & BENEFITS	26,452	22,410	22,410
					21XX-TRAVEL	13,904	13,507	12,207
					22XX-TRANSPORTION			
					23XX-RENT, COMM, UTILITIES			
					24XX-PRINT & REPRO			
					26XX-SUPPLIES & MATERIALS			
				5-ADMINISTRATION Total		2,500		
3253EM Total						442,856	433,289	152,463
3255EM	RHODE ISLAND	KATRINA	9/19/2005	2-INFRASTRUCTURE	416X-PUBLIC ASSISTANCE	1,500,000	1,131,503	927,088
				2-INFRASTRUCTURE Total		1,500,000	1,131,503	927,088
				5-ADMINISTRATION	11XX-SALARIES & BENEFITS	10,916	10,383	10,383
					21XX-TRAVEL	13,792	13,792	7,916
					22XX-TRANSPORTION			
					23XX-RENT, COMM, UTILITIES			
					24XX-PRINT & REPRO			
					26XX-SUPPLIES & MATERIALS			
				5-ADMINISTRATION Total		24,708	24,175	18,300
3255EM Total						1,524,708	1,155,679	945,388
3256EM	MAINE	KATRINA	9/19/2005	2-INFRASTRUCTURE	416X-PUBLIC ASSISTANCE	100,000	51,276	51,276
				2-INFRASTRUCTURE Total		100,000	51,276	51,276
				5-ADMINISTRATION	11XX-SALARIES & BENEFITS			
					21XX-TRAVEL	6,000	6,000	
					22XX-TRANSPORTION			
					23XX-RENT, COMM, UTILITIES			
					24XX-PRINT & REPRO			
					26XX-SUPPLIES & MATERIALS			
				5-ADMINISTRATION Total		6,000	6,000	
3256EM Total						106,000	57,276	51,276
3257EM	NEW JERSEY	KATRINA	9/19/2005	2-INFRASTRUCTURE	416X-PUBLIC ASSISTANCE	120,026	120,026	116,692
				2-INFRASTRUCTURE Total		120,026	120,026	116,692
				5-ADMINISTRATION	11XX-SALARIES & BENEFITS	62,651	53,338	53,338
					21XX-TRAVEL	18,466	7,948	7,349
					22XX-TRANSPORTION	200	200	158
					23XX-RENT, COMM, UTILITIES			
					24XX-PRINT & REPRO			
					26XX-SUPPLIES & MATERIALS			
				5-ADMINISTRATION Total		81,317	61,486	60,846
3257EM Total						201,343	181,512	177,538
3258EM	NEW HAMPSHIRE	KATRINA	9/19/2005	2-INFRASTRUCTURE	416X-PUBLIC ASSISTANCE	100,000	9,887	9,887
				2-INFRASTRUCTURE Total		100,000	9,887	9,887
				5-ADMINISTRATION	11XX-SALARIES & BENEFITS			
					21XX-TRAVEL	6,000	6,000	92
					22XX-TRANSPORTION			
					23XX-RENT, COMM, UTILITIES			
					24XX-PRINT & REPRO			
					26XX-SUPPLIES & MATERIALS			
				5-ADMINISTRATION Total		6,000	6,000	92
3258EM Total						106,000	15,887	9,979
3259EM	FLORIDA	RITA	9/20/2005	2-INFRASTRUCTURE	416X-PUBLIC ASSISTANCE	9,100,000	8,921,857	5,203,714
				2-INFRASTRUCTURE Total		9,100,000	8,921,857	5,203,714
				4-OPERATIONS	2508-MISSIONS-DFA	10,000	10,000	
				4-OPERATIONS Total		10,000	10,000	
				5-ADMINISTRATION	11XX-SALARIES & BENEFITS	19,741	19,741	19,741
					21XX-TRAVEL	25,060	25,060	25,060
					22XX-TRANSPORTION			

PROG CODE	STATE NAME	EVENT NAME	DECLARED	PROGRAM AREA	PROGRAM NAME	ALLOCATIONS	OBLIGATIONS	EXPENDITURES
					23XX-RENT, COMM, UTILITIES			
					24XX-PRINT & REPRO			
					2501-MISSIONS-FOS	1,236,000	1,236,000	24,459
					26XX-SUPPLIES & MATERIALS			
					5-ADMINISTRATION Total	1,280,801	1,280,801	69,260
3259EM Total						10,390,801	10,212,657	5,272,973
3260EM	LOUISIANA	RITA	9/21/2005	2-INFRASTRUCTURE	416X-PUBLIC ASSISTANCE			
					2-INFRASTRUCTURE Total			
				4-OPERATIONS	2508-MISSIONS-DFA	100,000	100,000	
					4-OPERATIONS Total	100,000	100,000	
				5-ADMINISTRATION	11XX-SALARIES & BENEFITS			
					21XX-TRAVEL			
					22XX-TRANSPORTION			
					23XX-RENT, COMM, UTILITIES			
					24XX-PRINT & REPRO			
					2501-MISSIONS-FOS	175,000	175,000	
					26XX-SUPPLIES & MATERIALS			
					5-ADMINISTRATION Total	175,000	175,000	
3260EM Total						275,000	275,000	
3261EM	TEXAS	RITA	9/21/2005	2-INFRASTRUCTURE	416X-PUBLIC ASSISTANCE	6,015,000	5,983,918	5,668,990
					2-INFRASTRUCTURE Total	6,015,000	5,983,918	5,668,990
				4-OPERATIONS	2508-MISSIONS-DFA	5,000,000	5,000,000	
					4-OPERATIONS Total	5,000,000	5,000,000	
				5-ADMINISTRATION	11XX-SALARIES & BENEFITS	18,793	18,793	18,793
					21XX-TRAVEL	13,238	13,238	13,238
					22XX-TRANSPORTION			
					23XX-RENT, COMM, UTILITIES	50,000	50,000	4,733
					24XX-PRINT & REPRO	20,000	20,000	20,000
					2501-MISSIONS-FOS	88,875,632	88,875,632	4,076,547
					25XX-OTHER SERVICES	1,165,737	1,165,737	547,302
					26XX-SUPPLIES & MATERIALS	591,787	591,787	397,723
					31XX-EQUIPMENT	1,363,983	1,363,983	1,312,357
					5-ADMINISTRATION Total	92,099,171	92,099,171	6,390,694
3261EM Total						103,114,171	103,083,089	12,059,684
3262EM	NEW YORK	KATRINA	9/30/2005	2-INFRASTRUCTURE	416X-PUBLIC ASSISTANCE	2,259,214	1,644,588	1,506,239
					2-INFRASTRUCTURE Total	2,259,214	1,644,588	1,506,239
				5-ADMINISTRATION	11XX-SALARIES & BENEFITS	273,100	232,046	232,046
					21XX-TRAVEL	80,800	77,680	70,337
					22XX-TRANSPORTION	200	200	200
					5-ADMINISTRATION Total	354,100	309,925	302,583
3262EM Total						2,613,314	1,954,514	1,808,822
3263EM	DELAWARE	KATRINA	9/30/2005	2-INFRASTRUCTURE	416X-PUBLIC ASSISTANCE	101,941	100,286	95,419
					2-INFRASTRUCTURE Total	101,941	100,286	95,419
				5-ADMINISTRATION	11XX-SALARIES & BENEFITS	45,400		
					21XX-TRAVEL	3,500	443	443
					5-ADMINISTRATION Total	48,900	443	443
3263EM Total						150,841	100,729	95,862
Grand Total						37,772,481,233	35,964,691,457	22,428,765,678

FINANCIAL INFORMATION TOOL
FOR HURRICANE KATRINA, RITA, & WILMA DECLARATIONS ONLY
MISSION ASSIGNMENTS ONLY

AS OF 08-30-2006

AGENCY	OBLIGATIONS	EXPENDITURES
AID	17,354,000	13,561
APHIS	400,000	
ARC	50,000	11,159
BIA	317,600	
BTS	200,000	
BUREC	2,089,000	
CBP	42,957,949	6,226,284
CDC	17,423,500	
CIA	200,000	
CNCS	4,424,126	1,016
COE-LRD	2,522	2,522
COE-MVD	4,193,201,516	902,426,674
COE-NAD		
COE-SAD	474,676,445	97,303,895
COE-SWD	265,928,900	188,036,624
DHSOIG	200,000	
DHUD	83,042,680	36,122,690
DOC	1,700,000	409,820
DOD	1,020,486,169	344,619,390
DOE	357,026	52,026
DOED	205,000	
DOI	1,387,784	93,213
DOL	314,946	14,946
DOS	55,000	
DOT	556,123,270	320,488,822
EEOC	200,000	
EPA	353,616,030	10,243,792
FAA		
FCC	200,000	
FCSIC	200,000	
FLETC	460,103	459,381
FMSHRC	200,000	
FNS	20,000	
FPS	242,593,701	62,381,080
GSA	79,017,018	1,569,801

AGENCY	OBLIGATIONS	EXPENDITURES
HHS	249,354,997	2,737,331
IAIP	214,000	
ICE	36,417,200	266,152
MSPB		
NAR	880,380	
NASA	541,500	
NCPC	7,469	7,469
NCS	13,220,685	274,875
NCUA		
NGA	1,380,000	5,714
NLRB	240,000	215,543
NOAA	5,155,000	
NPS	157,000	
NRC	200,000	
NSF	200,000	
OCFO	210,000	
OPM	615,000	
OSHA	21,625,000	3,493,729
OSLGCP	200,000	
RRB	5,419	5,419
S&T	100,000	
SBA	200,000	
SCS	11,800	
SEC	2,000	
SSA	1,042,509	817,397
TREAS	2,790,650	65,863
TSA	455,000	
TVA	11,941,130	7,235,211
USCG	443,418,501	12,897,530
USCIS	910,000	
USDA	19,360,500	
USDJ	55,794,600	6,787,157
USFS	365,680,288	8,647,398
USFWS		
USGS	499,300	
USPC	5,697,217	546,985
USPHS		
USPS	1,126,889	129,208
USSS	8,800	
VA	10,075,000	
Grand Total	8,609,342,120	2,014,609,676

**FINANCIAL INFORMATION TOOL
FOR HURRICANE KATRINA, RITA, & WILMA DECLARATIONS ONLY
MISSION ASSIGNMENTS ONLY
AS OF 08-30-2006**

PROG CODE	STATE NAME	EVENT NAME	AGENCY	PROGRAM NAME	OBLIGATIONS	EXPENDITURES
1602DR	FLORIDA	KATRINA	CBP	2501-MISSIONS-FOS	11,447,424	6,226,284
			COE-SAD	2501-MISSIONS-FOS	335,000	43,895
			DOD	2501-MISSIONS-FOS	100,000	
			DOE	2501-MISSIONS-FOS	10,000	
			DOT	2501-MISSIONS-FOS	2,018,500	1,004,749
			EPA	2501-MISSIONS-FOS	20,000	
			GSA	2501-MISSIONS-FOS	155,000	
			HHS	2501-MISSIONS-FOS	365,000	
			NCS	2501-MISSIONS-FOS	10,000	
			USCG	2501-MISSIONS-FOS	1	
			USDA	2501-MISSIONS-FOS	10,000	
				2507-MISSIONS-TA	10,000	
				USFS	2501-MISSIONS-FOS	725,000
1602DR Total					15,205,925	7,286,337
1603DR	LOUISIANA	KATRINA	APHIS	2501-MISSIONS-FOS	368,000	
				2508-MISSIONS-DFA	12,000	
			ARC	2501-MISSIONS-FOS	50,000	11,159
			BUREC	2501-MISSIONS-FOS	1,089,000	
			CBP	2501-MISSIONS-FOS	16,005,525	
			CDC	2508-MISSIONS-DFA	17,423,500	
			CNCS	2501-MISSIONS-FOS	1,524,626	
			COE-MVD	2501-MISSIONS-FOS	47,434,364	6,499,233
				2507-MISSIONS-TA	5,500,000	1,671,901
				2508-MISSIONS-DFA	2,125,757,000	452,485,397
			DHUD	2501-MISSIONS-FOS	3,695,000	1,809,847
				2508-MISSIONS-DFA	79,000,000	34,184,914
			DOC	2501-MISSIONS-FOS	150,000	
			DOD	2501-MISSIONS-FOS	111,197,000	25,367,858
				2507-MISSIONS-TA	384,500	
				2508-MISSIONS-DFA	28,684,427	5,061,218
			DOE	2501-MISSIONS-FOS	80,000	
			DOED	2508-MISSIONS-DFA		
			DOI	2501-MISSIONS-FOS	359,000	
			DOL	2501-MISSIONS-FOS		
			DOS	2501-MISSIONS-FOS	55,000	
			DOT	2501-MISSIONS-FOS	58,366,032	17,892,533
				2508-MISSIONS-DFA	292,190,095	178,436,381
			EPA	2501-MISSIONS-FOS	22,517,000	
				2507-MISSIONS-TA	2,500,000	
				2508-MISSIONS-DFA	197,000,000	
			FNS	2501-MISSIONS-FOS	20,000	
			FPS	2501-MISSIONS-FOS	156,783,020	61,833,932
				2507-MISSIONS-TA		
				2508-MISSIONS-DFA		
			GSA	2501-MISSIONS-FOS	2,949,500	64,864
				2508-MISSIONS-DFA		
			HHS	2501-MISSIONS-FOS	615,000	
2507-MISSIONS-TA	30,000					
2508-MISSIONS-DFA	82,686,997					

PROG CODE	STATE NAME	EVENT NAME	AGENCY	PROGRAM NAME	OBLIGATIONS	EXPENDITURES
			ICE	2501-MISSIONS-FOS	12,405,000	
				2508-MISSIONS-DFA	18,500,000	
			NAR	2508-MISSIONS-DFA	855,380	
			NASA	2501-MISSIONS-FOS	91,500	
			NCS	2501-MISSIONS-FOS	3,900,000	275,024
				2508-MISSIONS-DFA	1,000,000	
			NGA	2501-MISSIONS-FOS	520,000	
			NOAA	2501-MISSIONS-FOS	1,750,000	
			OCFO	2501-MISSIONS-FOS	10,000	
			OSHA	2501-MISSIONS-FOS	525,000	
			SBA	2501-MISSIONS-FOS		
			TREAS	2501-MISSIONS-FOS	160,000	
			TVA	2501-MISSIONS-FOS	1,937,772	1,141,484
				2508-MISSIONS-DFA		
			USCG	2501-MISSIONS-FOS	3,275,000	411,709
				2507-MISSIONS-TA	37,500	
				2508-MISSIONS-DFA	165,000,000	11,378,086
			USDA	2501-MISSIONS-FOS	1,176,000	
				2508-MISSIONS-DFA	10,000,000	
			USDJ	2501-MISSIONS-FOS	2,764,600	127,136
				2507-MISSIONS-TA	150,000	
				2508-MISSIONS-DFA	45,313,000	6,487,044
			USFS	2501-MISSIONS-FOS	138,600,000	8,273,200
				2508-MISSIONS-DFA		
			USGS	2501-MISSIONS-FOS	250,000	
			USPHS	2501-MISSIONS-FOS		
			USPS	2501-MISSIONS-FOS	83,270	83,270
			VA	2501-MISSIONS-FOS	50,000	
1603DR Total					3,662,780,608	813,496,191
1604DR	MISSISSIPPI	KATRINA	AID	2501-MISSIONS-FOS	17,314,000	10,734
			BTS	2501-MISSIONS-FOS	200,000	
			CBP	2501-MISSIONS-FOS	3,505,000	
				2508-MISSIONS-DFA		
			CNCS	2501-MISSIONS-FOS	7,500	
				2508-MISSIONS-DFA	1,008,000	1,016
			COE-LRD	2501-MISSIONS-FOS	2,522	2,522
			COE-MVD	2501-MISSIONS-FOS	454,775,740	120,620,755
				2507-MISSIONS-TA	243,256	129,871
				2508-MISSIONS-DFA	1,271,755,595	216,672,497
			COE-SAD	2501-MISSIONS-FOS		
			DHSOIG	2501-MISSIONS-FOS	200,000	
			DHUD	2501-MISSIONS-FOS	127,680	67,653
			DOC	2501-MISSIONS-FOS	1,300,000	409,820
				2507-MISSIONS-TA	50,000	
			DOD	2501-MISSIONS-FOS	770,190,415	304,391,607
				2508-MISSIONS-DFA	54,950,345	4,125,268
			DOE	2501-MISSIONS-FOS	122,026	52,026
			DOED	2501-MISSIONS-FOS	205,000	
			DOI	2501-MISSIONS-FOS	995,400	93,213
			DOL	2501-MISSIONS-FOS	314,946	14,946
			DOS	2501-MISSIONS-FOS		
			DOT	2501-MISSIONS-FOS	65,011,314	44,362,610
				2507-MISSIONS-TA	50,000	
				2508-MISSIONS-DFA	3,353,213	
			EEOC	2501-MISSIONS-FOS	200,000	

PROG CODE	STATE NAME	EVENT NAME	AGENCY	PROGRAM NAME	OBLIGATIONS	EXPENDITURES
			EPA	2501-MISSIONS-FOS	2,529,200	749,562
				2507-MISSIONS-TA	12,300,000	1,543,423
				2508-MISSIONS-DFA	55,500,000	6,805,793
			FAA	2501-MISSIONS-FOS		
			FCC	2501-MISSIONS-FOS	200,000	
			FCSIC	2501-MISSIONS-FOS	200,000	
			FLETC	2501-MISSIONS-FOS	460,103	459,381
			FMSHRC	2501-MISSIONS-FOS	200,000	
			FPS	2501-MISSIONS-FOS	28,452,767	324,052
				2508-MISSIONS-DFA	700,000	168,611
			GSA	2501-MISSIONS-FOS	60,352,018	746,876
				2508-MISSIONS-DFA		
			HHS	2501-MISSIONS-FOS	695,000	
				2507-MISSIONS-TA	207,500	
				2508-MISSIONS-DFA	64,815,500	2,737,331
			IAIP	2501-MISSIONS-FOS	214,000	
			ICE	2501-MISSIONS-FOS	5,012,200	266,152
			MSPB	2501-MISSIONS-FOS		
			NAR	2501-MISSIONS-FOS	25,000	
			NASA	2501-MISSIONS-FOS	400,000	
				2508-MISSIONS-DFA	50,000	
			NCPC	2501-MISSIONS-FOS	7,469	7,469
			NCS	2501-MISSIONS-FOS	2,325,000	
				2508-MISSIONS-DFA		
			NCUA	2501-MISSIONS-FOS		
			NGA	2501-MISSIONS-FOS	170,000	5,714
			NLRB	2501-MISSIONS-FOS	240,000	215,543
			NOAA	2501-MISSIONS-FOS		
				2508-MISSIONS-DFA	500,000	
			NPS	2507-MISSIONS-TA	157,000	
			NRC	2501-MISSIONS-FOS	200,000	
			NSF	2501-MISSIONS-FOS	200,000	
			OCFO	2501-MISSIONS-FOS	200,000	
			OPM	2501-MISSIONS-FOS	615,000	
			OSHA	2501-MISSIONS-FOS	21,100,000	3,493,729
			OSLGCP	2501-MISSIONS-FOS	200,000	
			RRB	2501-MISSIONS-FOS	5,419	5,419
			S&T	2501-MISSIONS-FOS	100,000	
			SBA	2501-MISSIONS-FOS	200,000	
			SCS	2501-MISSIONS-FOS	11,800	
			SEC	2501-MISSIONS-FOS	2,000	
			SSA	2501-MISSIONS-FOS	842,509	817,397
			TREAS	2501-MISSIONS-FOS	2,370,650	31,218
			TSA	2501-MISSIONS-FOS	455,000	
			TVA	2501-MISSIONS-FOS	3,287,735	1,624,404
			USCG	2501-MISSIONS-FOS	13,970,000	813,033
				2508-MISSIONS-DFA	232,000,000	554
			USCIS	2501-MISSIONS-FOS	910,000	
			USDA	2501-MISSIONS-FOS	112,000	
				2507-MISSIONS-TA	12,500	
				2508-MISSIONS-DFA	1,200,000	
			USDJ	2501-MISSIONS-FOS	2,655,000	40,668
				2508-MISSIONS-DFA	4,867,000	132,310
			USFS	2501-MISSIONS-FOS	8,495,000	18,479
				2507-MISSIONS-TA	50,000	

PROG CODE	STATE NAME	EVENT NAME	AGENCY	PROGRAM NAME	OBLIGATIONS	EXPENDITURES
				2508-MISSIONS-DFA	5,500,000	8,944
			USGS	2501-MISSIONS-FOS	125,300	
			USPC	2501-MISSIONS-FOS	4,697,217	546,985
			USPS	2501-MISSIONS-FOS	43,619	28,619
			USSS	2501-MISSIONS-FOS	8,800	
			VA	2501-MISSIONS-FOS	25,000	
1604DR Total					3,186,056,258	712,546,201
1605DR	ALABAMA	KATRINA	AID	2501-MISSIONS-FOS	40,000	2,827
			CNCS	2508-MISSIONS-DFA	500,000	
			COE-SAD	2501-MISSIONS-FOS	30,300,000	11,893,815
				2508-MISSIONS-DFA	151,000,000	56,542,356
			DHUD	2501-MISSIONS-FOS		
			DOD	2501-MISSIONS-FOS	2,669,482	12,201
			DOE	2501-MISSIONS-FOS	10,000	
			DOS	2501-MISSIONS-FOS		
			DOT	2501-MISSIONS-FOS	24,057,500	13,416,940
				2501-MISSIONS-FOS	10,000	4,164
			EPA	2507-MISSIONS-TA	3,000,000	119,628
				2508-MISSIONS-DFA	17,000,000	1,007,719
			FPS	2501-MISSIONS-FOS	5,452,500	54,485
			GSA	2501-MISSIONS-FOS	11,260,000	591,517
			HHS	2501-MISSIONS-FOS	50,000	
				2508-MISSIONS-DFA		
			NCS	2501-MISSIONS-FOS	73,000	
			TREAS	2501-MISSIONS-FOS	180,000	34,645
			TVA	2501-MISSIONS-FOS	3,457,622	2,419,053
			USCG	2501-MISSIONS-FOS	2,275,000	294,148
				2508-MISSIONS-DFA		
			USDA	2501-MISSIONS-FOS	20,000	
			USFS	2501-MISSIONS-FOS	1,260,000	22,030
			USGS	2501-MISSIONS-FOS	70,500	
			USPS	2501-MISSIONS-FOS	1,000,000	17,319
1605DR Total					253,685,605	86,432,848
1606DR	TEXAS	RITA	ARC	2501-MISSIONS-FOS		
			BIA	2508-MISSIONS-DFA	317,600	
			CNCS	2508-MISSIONS-DFA	224,000	
			COE-MVD	2507-MISSIONS-TA	50,000	
			COE-SWD	2501-MISSIONS-FOS	41,888,900	15,584,797
				2507-MISSIONS-TA	100,000	10,594
				2508-MISSIONS-DFA	213,350,000	172,426,275
			DHUD	2501-MISSIONS-FOS	120,000	60,276
			DOD	2501-MISSIONS-FOS	23,100,000	20,676
				2508-MISSIONS-DFA	2,810,000	
			DOE	2501-MISSIONS-FOS	50,000	
			DOI	2501-MISSIONS-FOS	5,000	
			DOT	2501-MISSIONS-FOS	30,480,742	21,800,960
			EPA	2501-MISSIONS-FOS	10,000	
			FPS	2501-MISSIONS-FOS	7,668,817	
			GSA	2501-MISSIONS-FOS	30,000	27,920
			HHS	2501-MISSIONS-FOS	21,000,000	
			NCS	2501-MISSIONS-FOS	340,000	(150)
			NGA	2501-MISSIONS-FOS	690,000	
			NOAA	2501-MISSIONS-FOS	2,790,000	
			TREAS	2501-MISSIONS-FOS	70,000	
			TVA	2501-MISSIONS-FOS	2,080,000	1,478,426

PROG CODE	STATE NAME	EVENT NAME	AGENCY	PROGRAM NAME	OBLIGATIONS	EXPENDITURES
			USCG	2501-MISSIONS-FOS	100,000	
				2508-MISSIONS-DFA	8,000,000	
			USDA	2501-MISSIONS-FOS	280,000	
				2508-MISSIONS-DFA	650,000	
			USFS	2501-MISSIONS-FOS	124,050,000	8,794
			USGS	2501-MISSIONS-FOS		
			USPC	2501-MISSIONS-FOS	1,000,000	
			VA	2508-MISSIONS-DFA	10,000,000	
1606DR Total					491,255,059	211,418,568
1607DR	LOUISIANA	RITA	BUREC	2501-MISSIONS-FOS	1,000,000	
			CDC	2501-MISSIONS-FOS		
			COE-MVD	2501-MISSIONS-FOS	1,675,000	973,438
				2507-MISSIONS-TA	600,000	264,985
				2508-MISSIONS-DFA	285,250,000	103,052,192
			DOD	2501-MISSIONS-FOS		
				2508-MISSIONS-DFA	11,000,000	1,576,361
			DOT	2501-MISSIONS-FOS	25,110,000	17,713,668
				2508-MISSIONS-DFA	10,000,000	1,436,624
			EPA	2508-MISSIONS-DFA	39,500,000	
			FPS	2501-MISSIONS-FOS	5,000,000	
			GSA	2501-MISSIONS-FOS	525,500	37,964
			HHS	2508-MISSIONS-DFA	20,100,000	
			NCS	2501-MISSIONS-FOS	5,002,685	
			TREAS	2501-MISSIONS-FOS	10,000	
			USCG	2508-MISSIONS-DFA	18,400,000	
			USDA	2508-MISSIONS-DFA	5,500,000	
			USFS	2508-MISSIONS-DFA	35,000,000	49
			USGS	2508-MISSIONS-DFA	36,000	
1607DR Total					463,709,185	125,055,282
1609DR	FLORIDA	WILMA	CIA	2501-MISSIONS-FOS	200,000	
			CNCS	2508-MISSIONS-DFA	1,160,000	
			COE-SAD	2501-MISSIONS-FOS	69,936,445	10,843,231
				2507-MISSIONS-TA	600,000	318,426
				2508-MISSIONS-DFA	222,350,000	17,637,713
			DOC	2501-MISSIONS-FOS	200,000	
			DOD	2501-MISSIONS-FOS	2,650,000	859,035
				2508-MISSIONS-DFA	900,000	6,277
			DOE	2501-MISSIONS-FOS	55,000	
			DOI	2508-MISSIONS-DFA	28,384	
			DOT	2501-MISSIONS-FOS	35,249,501	21,468,628
			EPA	2501-MISSIONS-FOS	40,000	4,264
				2507-MISSIONS-TA	100,000	3,050
				2508-MISSIONS-DFA	300,000	
			FPS	2501-MISSIONS-FOS	30,371,512	
				2508-MISSIONS-DFA	150,000	
			GSA	2501-MISSIONS-FOS	130,000	13,622
			HHS	2501-MISSIONS-FOS	1,230,000	
				2508-MISSIONS-DFA	8,165,000	
			NCS	2501-MISSIONS-FOS	40,000	
				2508-MISSIONS-DFA		
			NOAA	2508-MISSIONS-DFA	115,000	
			NPS	2501-MISSIONS-FOS		
			SSA	2501-MISSIONS-FOS	200,000	
			USCG	2501-MISSIONS-FOS	50,000	
				2508-MISSIONS-DFA	70,000	

PROG CODE	STATE NAME	EVENT NAME	AGENCY	PROGRAM NAME	OBLIGATIONS	EXPENDITURES
			USDA	2501-MISSIONS-FOS	330,000	
			USDJ	2501-MISSIONS-FOS	45,000	
			USFS	2501-MISSIONS-FOS	5,580,000	52,384
			USFWS	2501-MISSIONS-FOS		
			USGS	2501-MISSIONS-FOS	2,500	
1609DR Total					380,248,342	51,206,630
3212EM	LOUISIANA	KATRINA	DOD	2501-MISSIONS-FOS	250,000	
			DOT	2501-MISSIONS-FOS	6,120,000	134,840
			GSA	2501-MISSIONS-FOS		
				2508-MISSIONS-DFA	1,500,000	2,096
			NCS	2501-MISSIONS-FOS		
3212EM Total					7,870,000	136,936
3213EM	MISSISSIPPI	KATRINA	COE-MVD	2501-MISSIONS-FOS	160,561	56,405
			COE-SAD	2501-MISSIONS-FOS		
			DOD	2501-MISSIONS-FOS	10,000	8,103
			DOE	2501-MISSIONS-FOS	20,000	
			DOT	2501-MISSIONS-FOS	52,400	16,915
			EPA	2501-MISSIONS-FOS	10,000	6,189
			FPS	2501-MISSIONS-FOS	188,608	
			GSA	2501-MISSIONS-FOS	1,760,000	69,618
			HHS	2501-MISSIONS-FOS	50,000	
			NCS	2501-MISSIONS-FOS	10,000	
			TVA	2501-MISSIONS-FOS	288,000	
			USDA	2501-MISSIONS-FOS	20,000	
			USFS	2501-MISSIONS-FOS	60,288	
3213EM Total					2,629,857	157,229
3214EM	ALABAMA	KATRINA	APHIS	2501-MISSIONS-FOS		
			COE-SAD	2501-MISSIONS-FOS		
			DOD	2501-MISSIONS-FOS		
			DOE	2501-MISSIONS-FOS		
			DOT	2501-MISSIONS-FOS		
			EPA	2501-MISSIONS-FOS		
				2507-MISSIONS-TA		
			FPS	2501-MISSIONS-FOS	31,478	
			GSA	2501-MISSIONS-FOS		
			HHS	2501-MISSIONS-FOS		
			NCS	2501-MISSIONS-FOS		
			TVA	2501-MISSIONS-FOS		
			USCG	2501-MISSIONS-FOS		
			USDA	2501-MISSIONS-FOS		
			USFS	2501-MISSIONS-FOS		
3214EM Total					31,478	
3215EM	ARKANSAS	KATRINA	DOT	2501-MISSIONS-FOS	50,000	
				2508-MISSIONS-DFA	500,000	
			FPS	2501-MISSIONS-FOS	460,000	
			GSA	2501-MISSIONS-FOS	60,000	7,452
			HHS	2501-MISSIONS-FOS	10,000	
				2508-MISSIONS-DFA	3,000,000	
3215EM Total					4,080,000	7,452
3216EM	TEXAS	KATRINA	CDC	2508-MISSIONS-DFA		
			DHUD	2501-MISSIONS-FOS	100,000	
			DOD	2501-MISSIONS-FOS	20,000	
				2508-MISSIONS-DFA		
			DOED	2501-MISSIONS-FOS		
			DOT	2501-MISSIONS-FOS	632,826	632,826

PROG CODE	STATE NAME	EVENT NAME	AGENCY	PROGRAM NAME	OBLIGATIONS	EXPENDITURES
				2508-MISSIONS-DFA	1,300,346	1,300,346
			FPS	2501-MISSIONS-FOS	7,000,000	
			GSA	2501-MISSIONS-FOS	285,000	7,872
			HHS	2501-MISSIONS-FOS	80,000	
				2508-MISSIONS-DFA	10,000,000	
			ICE	2501-MISSIONS-FOS	500,000	
			TVA	2501-MISSIONS-FOS	890,000	571,845
			USFS	2501-MISSIONS-FOS	5,000	2,656
				2508-MISSIONS-DFA	22,500,000	247,490
			USGS	2508-MISSIONS-DFA	15,000	
3216EM Total					43,328,171	2,763,034
3217EM	TENNESSEE	KATRINA	HHS	2501-MISSIONS-FOS	2,000	
				2507-MISSIONS-TA	5,000	
			USDA	2501-MISSIONS-FOS		
3217EM Total					7,000	
3218EM	GEORGIA	KATRINA	HHS	2501-MISSIONS-FOS	52,000	
			USDA	2501-MISSIONS-FOS		
3218EM Total					52,000	
3222EM	NORTH CAROLINA	KATRINA	HHS	2501-MISSIONS-FOS	2,000	
			USDA	2501-MISSIONS-FOS		
3222EM Total					2,000	
3223EM	UTAH	KATRINA	GSA	2508-MISSIONS-DFA		
3223EM Total						
3224EM	COLORADO	KATRINA	GSA	2501-MISSIONS-FOS		
3224EM Total						
3231EM	KENTUCKY	KATRINA	HHS	2501-MISSIONS-FOS	2,000	
			USDA	2501-MISSIONS-FOS		
3231EM Total					2,000	
3232EM	MISSOURI	KATRINA	ARC	2501-MISSIONS-FOS		
3232EM Total						
3233EM	SOUTH CAROLINA	KATRINA	HHS	2501-MISSIONS-FOS	2,000	
			USDA	2501-MISSIONS-FOS		
3233EM Total					2,000	
3237EM	ALABAMA	KATRINA	HHS	2508-MISSIONS-DFA	1,000,000	
3237EM Total					1,000,000	
3241EM	ARIZONA	KATRINA	USFS	2501-MISSIONS-FOS	2,000,000	1,963
3241EM Total					2,000,000	1,963
3259EM	FLORIDA	RITA	APHIS	2501-MISSIONS-FOS	10,000	
				2508-MISSIONS-DFA	10,000	
			COE-NAD	2501-MISSIONS-FOS		
			COE-SAD	2501-MISSIONS-FOS	155,000	24,459
			DOD	2501-MISSIONS-FOS	255,000	
			DOE	2501-MISSIONS-FOS	10,000	
			DOT	2501-MISSIONS-FOS	10,000	
			EPA	2501-MISSIONS-FOS	10,000	
			FPS	2501-MISSIONS-FOS	10,000	
			GSA	2501-MISSIONS-FOS		
			HHS	2501-MISSIONS-FOS	10,000	
			NCS	2501-MISSIONS-FOS	10,000	
			USCG	2501-MISSIONS-FOS	16,000	
			USDA	2501-MISSIONS-FOS	10,000	
			USFS	2501-MISSIONS-FOS	730,000	
3259EM Total					1,246,000	24,459
3260EM	LOUISIANA	RITA	COE-MVD	2508-MISSIONS-DFA		
			DOD	2501-MISSIONS-FOS		

PROG CODE	STATE NAME	EVENT NAME	AGENCY	PROGRAM NAME	OBLIGATIONS	EXPENDITURES
				2508-MISSIONS-DFA		
			DOT	2508-MISSIONS-DFA		
			EPA	2501-MISSIONS-FOS	25,000	
			FPS	2501-MISSIONS-FOS	125,000	
				2508-MISSIONS-DFA	100,000	
			HHS	2508-MISSIONS-DFA		
			USCG	2501-MISSIONS-FOS	25,000	
3260EM Total					275,000	
3261EM	TEXAS	RITA	ARC	2501-MISSIONS-FOS		
			CBP	2501-MISSIONS-FOS	12,000,000	
			COE-SWD	2501-MISSIONS-FOS	5,590,000	14,958
				2508-MISSIONS-DFA	5,000,000	
			DOD	2501-MISSIONS-FOS	11,315,000	3,190,787
			DOT	2501-MISSIONS-FOS	1,570,802	870,802
			EPA	2501-MISSIONS-FOS	1,244,830	
			FPS	2501-MISSIONS-FOS	100,000	
			GSA	2501-MISSIONS-FOS	10,000	
			HHS	2501-MISSIONS-FOS	35,180,000	
			NCS	2501-MISSIONS-FOS	510,000	
			USCG	2501-MISSIONS-FOS	200,000	
			USDA	2501-MISSIONS-FOS	30,000	
			USFS	2501-MISSIONS-FOS	21,125,000	
3261EM Total					93,875,632	4,076,547
Grand Total					8,609,342,120	2,014,609,676

FINANCIAL INFORMATION TOOL

**SUMMARY OF ALL PUBLIC ASSISTANCE OBLIGATIONS FOR
NEW ORLEANS METROPOLITAN STATISTICAL AREA ONLY**

AS OF 08-30-2006

PROGRAM CODE	PROGRAM NAME	VENDOR COUNTY	NEMIS APPROVED OBLIGATIONS
1603DR	416X-PUBLIC ASSISTANCE	Jefferson	170,428,290.14
		Orleans	535,663,980.36
		Plaquemines	134,524,158.46
		St. Bernard	522,135,862.71
		St. Charles	20,658,520.36
		St. James	1,989,075.33
		St. John the Baptist	3,203,704.80
		St. Tammany	228,980,361.35
1603DR Total			1,617,583,953.51
1607DR	416X-PUBLIC ASSISTANCE	Jefferson	863,946.18
		Orleans	29,745.67
		Plaquemines	11,930.11
		St. Bernard	20,495.97
		St. Charles	288,952.41
		St. James	2,012.25
		St. John the Baptist	83,278.36
1607DR Total			1,300,360.95
Grand Total			1,618,884,314.46

FINANCIAL INFORMATION TOOL

PUBLIC ASSISTANCE OBLIGATIONS FOR NEW ORLEANS METROPOLITAN STATISTICAL AREA ONLY

AS OF 08-30-2006

PROGRAM NAME	PROGRAM CATEGORY	VENDOR COUNTY	NEMIS APPROVED OBLIGATIONS		
			KATRINA	RITA	GRAND TOTAL
			1603DR	1607DR	
416X-PUBLIC ASSISTANCE	416X-A DEBRIS REMOVAL	Jefferson	80,662,512.79	209,379.13	80,871,891.92
		Orleans	24,596,771.18		24,596,771.18
		Plaquemines	28,524,897.47		28,524,897.47
		St. Bernard	263,632,131.69		263,632,131.69
		St. Charles	871,017.96		871,017.96
		St. James	444,231.01		444,231.01
		St. John the Baptist	378,876.83		378,876.83
		St. Tammany	183,384,478.49		183,384,478.49
		416X-A DEBRIS REMOVAL Total		582,494,917.42	209,379.13
	416X-B PROTECTIVE MEASURES	Jefferson	56,620,011.80	654,567.05	57,274,578.85
		Orleans	240,662,348.07	29,745.67	240,692,093.74
		Plaquemines	32,365,842.61	11,930.11	32,377,772.72
		St. Bernard	172,584,817.14	20,495.97	172,605,313.11
		St. Charles	17,643,957.15	288,952.41	17,932,909.56
		St. James	1,056,289.45	2,012.25	1,058,301.70
		St. John the Baptist	1,694,585.56	83,278.36	1,777,863.92
		St. Tammany	22,846,494.02		22,846,494.02
		416X-B PROTECTIVE MEASURES Total		545,474,345.80	1,090,981.82
	416X-C ROADS & BRIDGES	Jefferson	958,022.51		958,022.51
		Orleans	5,322,661.29		5,322,661.29
		Plaquemines	1,228,152.13		1,228,152.13
		St. Bernard	3,438,426.47		3,438,426.47
		St. Charles	23,000.20		23,000.20
		St. James	43,357.27		43,357.27
		St. John the Baptist	99,803.93		99,803.93
		St. Tammany	2,973,646.72		2,973,646.72
		416X-C ROADS & BRIDGES Total		14,087,070.52	
	416X-D WATER CONTROL FACILITIES	Jefferson	1,263,317.75		1,263,317.75
		Orleans	519,138.68		519,138.68
Plaquemines		750,177.96		750,177.96	
St. Bernard		311,761.33		311,761.33	
St. Charles		222,754.33		222,754.33	
St. John the Baptist		21,309.02		21,309.02	
St. Tammany		1,069,984.35		1,069,984.35	
416X-D WATER CONTROL FACILITIES Total			4,158,443.42		4,158,443.42
416X-E PUBLIC BUILDINGS		Jefferson	22,823,890.11	0.00	22,823,890.11
	Orleans	163,681,356.58		163,681,356.58	
	Plaquemines	60,081,977.27		60,081,977.27	
	St. Bernard	75,252,095.63		75,252,095.63	
	St. Charles	1,609,086.62		1,609,086.62	
	St. James	264,378.48		264,378.48	
	St. John the Baptist	779,028.88	0.00	779,028.88	
	St. Tammany	14,823,352.58		14,823,352.58	
	416X-E PUBLIC BUILDINGS Total		339,315,166.15	0.00	339,315,166.15
416X-F PUBLIC UTILITIES	Jefferson	3,104,647.44	0.00	3,104,647.44	
	Orleans	84,631,301.10		84,631,301.10	
	Plaquemines	4,988,847.81		4,988,847.81	
	St. Bernard	2,985,468.72		2,985,468.72	
	St. Charles	54,628.05		54,628.05	
	St. James	41,590.30		41,590.30	
	St. John the Baptist	221,724.64		221,724.64	
	St. Tammany	2,881,011.66		2,881,011.66	
	416X-F PUBLIC UTILITIES Total		98,909,219.72	0.00	98,909,219.72
416X-G RECREATIONAL/OTHER	Jefferson	4,995,887.74		4,995,887.74	
	Orleans	16,250,403.46		16,250,403.46	
	Plaquemines	6,584,263.21		6,584,263.21	
	St. Bernard	3,931,161.73		3,931,161.73	
	St. Charles	234,076.05		234,076.05	
	St. James	139,228.82		139,228.82	
	St. John the Baptist	8,375.94		8,375.94	
	St. Tammany	1,001,393.53		1,001,393.53	
	416X-G RECREATIONAL/OTHER Total		33,144,790.48		33,144,790.48
Grand Total		1,617,583,953.51	1,300,360.95	1,618,884,314.46	

DISASTER RELIEF Terms Used

Direct/Support: Direct disaster programs provide resources to specifically address the short-, medium-, and long-term consequences of an event on both individuals and communities for declared disasters, emergencies, and fire management assistance grants. Direct costs also support pre-declaration activity (e.g., pre-positioning equipment and people before a hurricane strikes). Disaster support programs allow the Federal Emergency Management Agency (FEMA) to maintain critical, ongoing disaster operations and support infrastructure that supports the timely delivery of all of FEMA's disaster assistance programs. These resources provide for disaster-related support activities, which encompass ongoing operational capabilities that are not readily attributable to any one specific declared disaster.

Allocations: Funds set aside for declarations based on estimated needs for the next 30 days or less.

Commitments: Funds reserved in financial system based on specific requisitions in anticipation of their obligation.

Obligations: Obligations are recorded against allocated funds when contracts are signed, grants awarded, trips taken, mission assignments signed, etc.

Mission Assignments: Through Mission Assignments, FEMA tasks and reimburses Other Federal Agencies (OFAs) for providing services under the Stafford Act. These Mission Assignments fall into three categories:

- *Technical Assistance (TA):* OFAs provide expertise to States; 100% Federally funded; No State cost share
- *Direct Federal Assistance (DFA):* Requested by State; subject to State cost share (unless waived in response timeframe); Goods and services provided to the State to save lives and protect property
- *Federal Operations Support (FOS):* 100% Federally funded; No State cost share; Fed to Fed field operations support. This category reflects agreements with Federal agencies to perform services such as providing search and rescue operations, health and medical support, assisting with disease prevention and control, transportation of disaster victims, and delivery of food, water and other essential commodities to disaster victims.

Human Services Categories:

- *Unemployment:* Disaster Unemployment Assistance for individuals who lose their job as a result of a Presidentially-declared disaster and are not covered by regular unemployment insurance.

- *Crisis Counseling*: Short-term services, provided by FEMA as supplemental funds granted to State and local mental health agencies, available to eligible survivors of Presidentially-declared major disasters.
- *Legal Services*: Legal advice for low income individuals regarding cases that will not produce a fee, provided by The Young Lawyers Division of the American Bar Association, through an agreement with FEMA.
- *Inspections*: Inspections to assess disaster damage.
- *Other Needs Assistance*: Medical, dental, funeral cost, transportation cost and other disaster-related needs within a total cap for Individual Assistance of \$26,200 per individual or household.
- *Housing Assistance*: Lodging expenses reimbursement (for a hotel or motel), rental assistance, home repair cash grant and home replacement cash grants within a total cap for Individual Assistance of \$26,200 per individual or household.

Mitigation:

- *Hazard Mitigation*: Long-term hazard mitigation measures after a major disaster declaration. The purpose of the program is to reduce the loss of life and property due to natural disasters and to enable mitigation measures to be implemented during the immediate recovery from a disaster.