

**Department of Homeland Security - Federal Emergency Management Agency
Weekly Disaster Relief Fund (DRF) Report**

09-30-2006

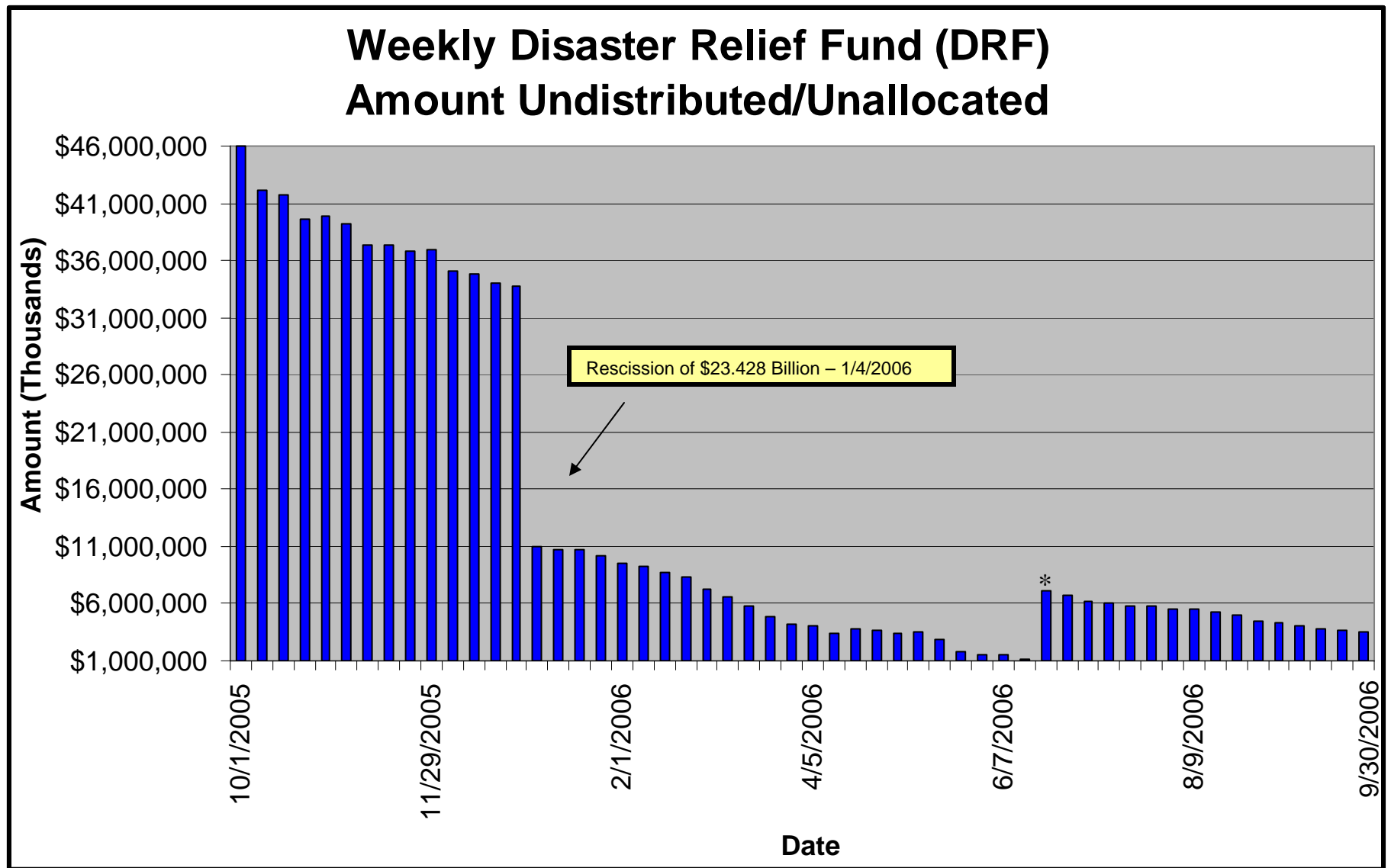
Congressional Weekly Report

TABLE OF CONTENTS

File	Title of File	Description	Page Numbers
Intro.	Graphical Representations	Graphic Analysis: ▪ DRF Amount Undistributed (10-1-2005 to present)	2
		▪ DRF Amount Undistributed (Current 8 weeks)	3
		▪ Allocations and Obligations for Katrina	4
		▪ Katrina, Rita and Wilma Allocations, Obligations and Expenditures	5
2	Disaster Relief Fund – Status Report	Status of the Disaster Relief Fund	6-7
5	Katrina, Rita and Wilma Declarations	Declarations by Major Object Class, Declarations by Program Area and Mission Assignments	8-18
		Vendor Details; Credit Card data; Obligations greater than \$50,000,000; Declarations; Missions Details; New Orleans data	19-79
6	Disaster Relief Terms	Definitions	80-81

FEDERAL EMERGENCY MANAGEMENT AGENCY
 DISASTER RELIEF FUND

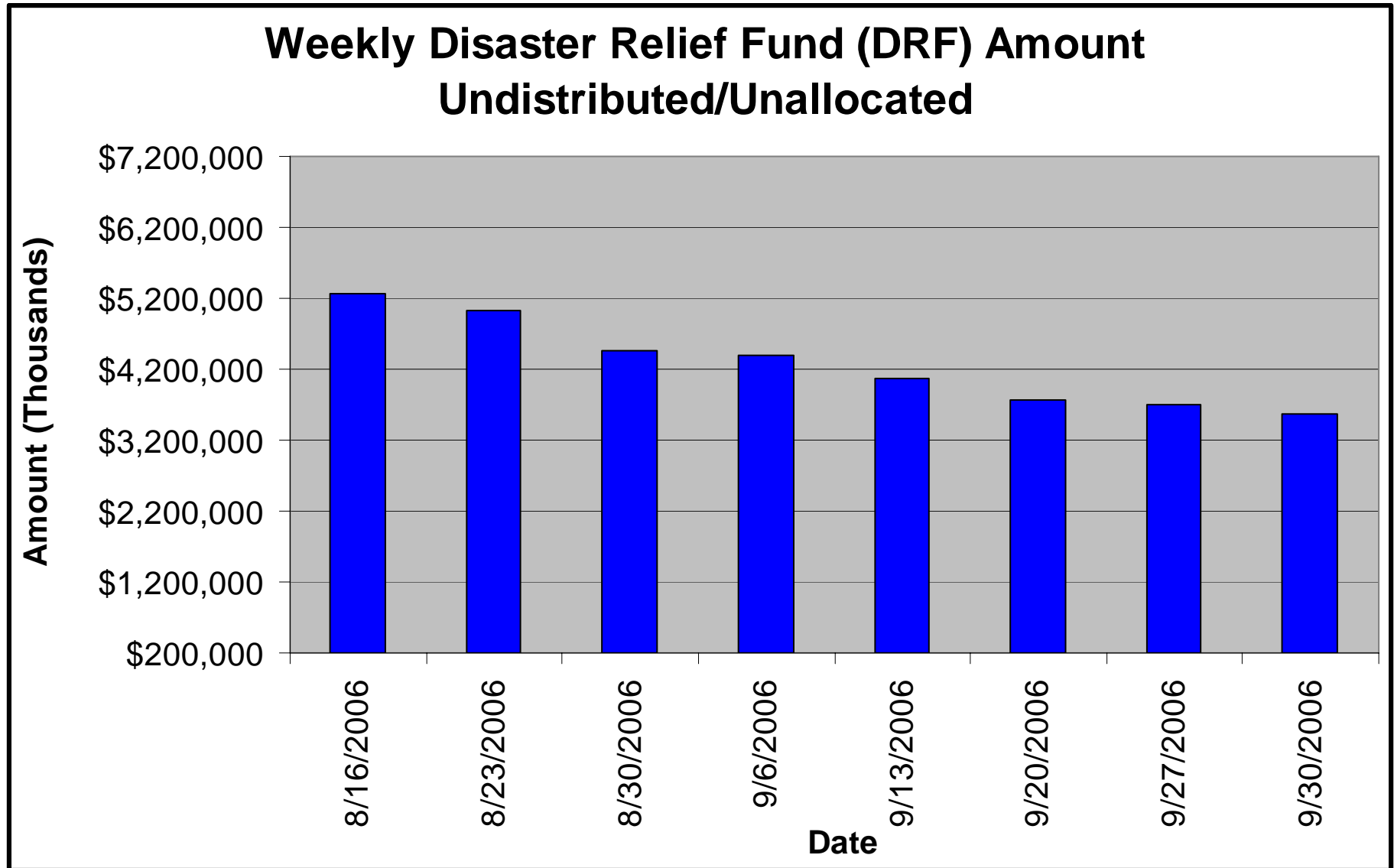
10/1/2005 to 9/30/2006



* Note: \$6,000,000 supplemental pursuant to P.L. 109-234

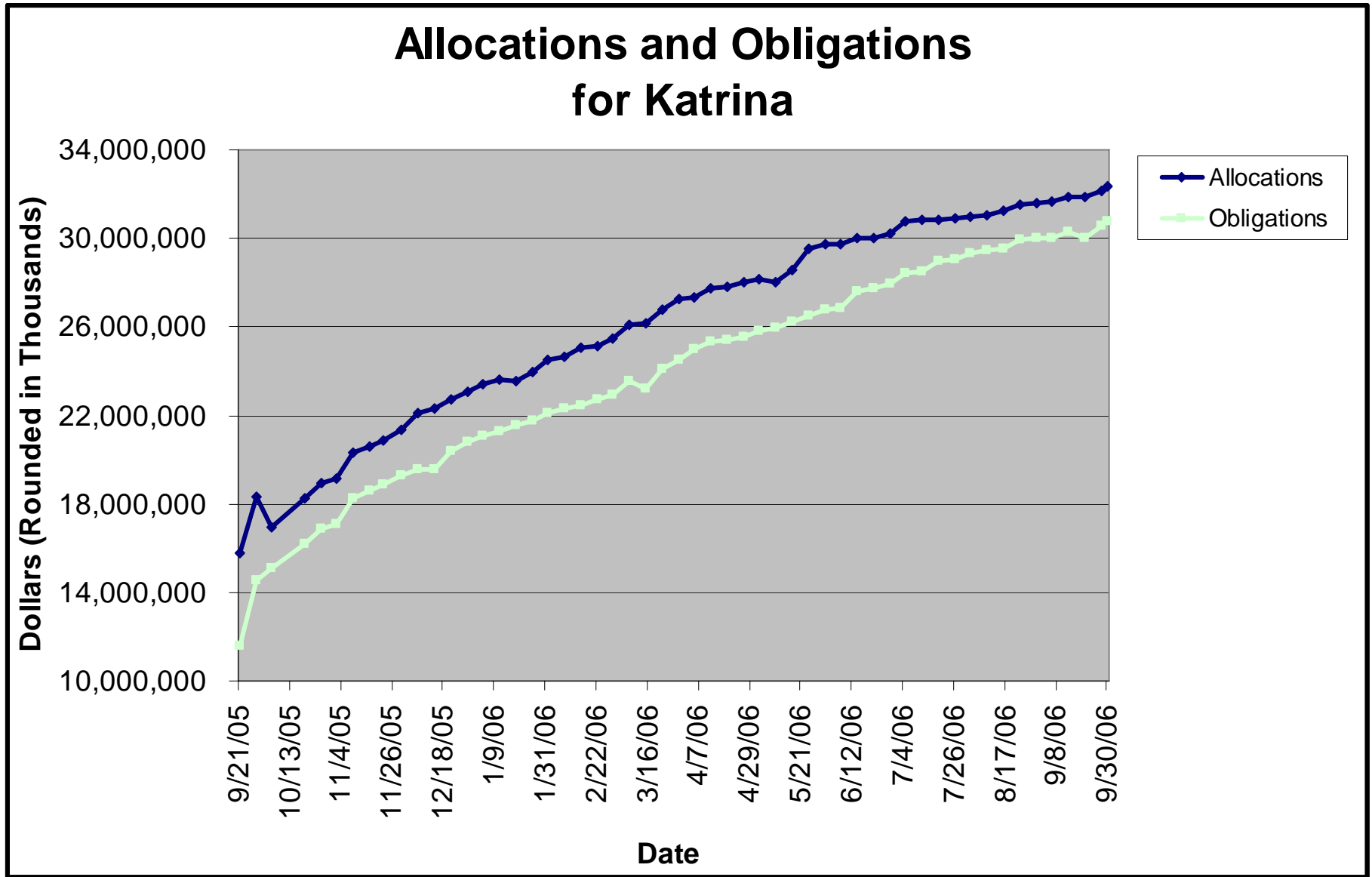
FEDERAL EMERGENCY MANAGEMENT AGENCY
DISASTER RELIEF FUND

As of 9/30/06



FEDERAL EMERGENCY MANAGEMENT AGENCY
DISASTER RELIEF FUND

As of 9/30/06



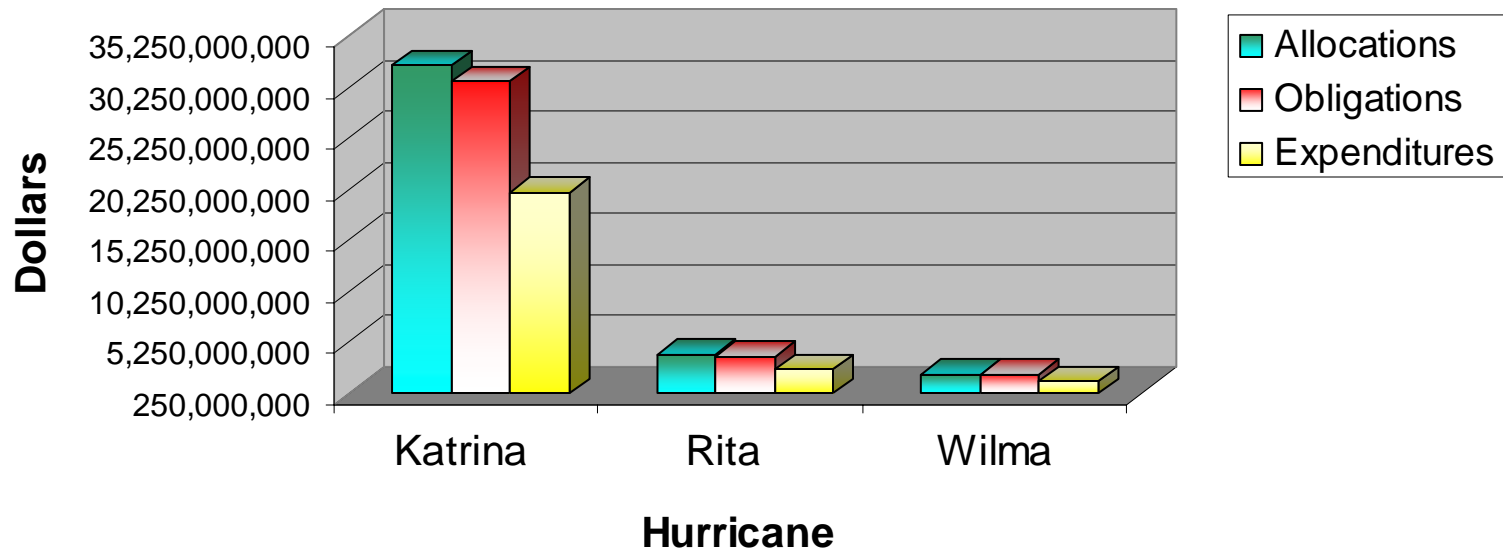
**FEDERAL EMERGENCY MANAGEMENT AGENCY
DISASTER RELIEF FUND**

As of 9/30/06

**Katrina, Rita and Wilma
Allocations, Obligations and Expenditures**

	Katrina	Rita	Wilma	Totals
Allocations	32,347,452,013	4,005,630,118	2,157,650,253	38,510,732,384
Obligations	30,744,841,046	3,887,674,047	2,137,872,300	36,770,387,393
Expenditures	19,913,328,363	2,579,547,848	1,396,998,329	23,889,874,540

**Allocations, Obligation and Expenditures
for Katrina, Rita and Wilma**



HOMELAND SECURITY - FEDERAL EMERGENCY MANAGEMENT AGENCY
DISASTER RELIEF FUND - FY-2006 ACTIVITY
Dollars in Thousands
As of 09/30/06

Status of the Disaster Relief Fund

	<u>Direct/Support</u>	<u>Change Since Last Report</u>
Status of Obligations:		
FY 2005 APPROPRIATION AVAILABLE:	69,687,736	0
FY 2005 OBLIGATIONS (net of recoveries):	23,158,726	0
FY 2005 UNOBLIGATED BALANCE:	46,529,010	0
FY 2006 APPROPRIATION AVAILABLE:	31,833,388	0
TOTAL OBLIGATIONS FY 2006 (net):	23,310,098	160,312
Obligations-FY '05 Recoveries:	2,463,878	0
Less: TOTAL OBLIGATIONS FY 2006 (gross):	25,773,976	160,312
UNOBLIGATED BALANCE:	6,059,412	(160,312)
Status of Commitments:		
Less: TOTAL COMMITMENTS:	27,277,203	159,136
UNCOMMITTED BALANCE:	4,556,185	(159,136)
Status of Allocations:		
FUNDS ALLOCATED FY 2005:	23,158,726	0
FUNDS ALLOCATED FY 2006:	28,254,318	114,536
Less: TOTAL OBLIGATIONS FY 2006 (gross):	25,773,976	160,312
UNOBLIGATED ALLOCATION:	2,480,342	(45,776)
Amount Undistributed/Unallocated:	3,579,070	(114,536)

Includes the rescission of \$23,409,300,000, transfer of \$752,500,000 to the Disaster Assistance Direct Loan Program Account, recoveries of \$2,463,878,186, the addition of the FY 2006 annual appropriation of \$1,752,300,000, the transfer of \$712,000,000 to the Small Business Administration for the Disaster Loan Program Account, the addition of the Fourth Emergency Supplemental appropriation of \$6,000,000,000 and the transfer of \$38,000,000 to the Social Security Administration.

HOMELAND SECURITY - FEDERAL EMERGENCY MANAGEMENT AGENCY
DISASTER RELIEF FUND
Dollars in Thousands
As of 09/30/06

Status of the Katrina Disaster Relief Funds

	<u>Direct/Support</u>	<u>Change Since Last Report</u>
Status of Allocations:		
FUNDS ALLOCATED:	32,347,452	170,800
Less: TOTAL OBLIGATIONS (gross):	30,744,841	199,841
UNOBLIGATED ALLOCATION:	1,602,611	(29,041)
Status of Obligations:		
TOTAL OBLIGATIONS (gross):	30,744,841	199,841

Status of the Rita Disaster Relief Funds

	<u>Direct/Support</u>	<u>Change Since Last Report</u>
Status of Allocations:		
FUNDS ALLOCATED:	4,005,630	167
Less: TOTAL OBLIGATIONS (gross):	3,887,674	5,737
UNOBLIGATED ALLOCATION:	117,956	(5,570)
Status of Obligations:		
TOTAL OBLIGATIONS (gross):	3,887,674	5,737

Status of the Wilma Disaster Relief Funds

	<u>Direct/Support</u>	<u>Change Since Last Report</u>
Status of Allocations:		
FUNDS ALLOCATED:	2,157,650	(79843)
Less: TOTAL OBLIGATIONS (gross):	2,137,872	(21616)
UNOBLIGATED ALLOCATION:	19,778	(58227)
Status of Obligations:		
TOTAL OBLIGATIONS (gross):	2,137,872	(21616)

Disaster Relief Fund: Details by Disaster Declaration (Katrina)						
Hurricane Katrina				Allocations	Obligations	Unobligated
Florida	Declared 8/28/05	1602DR		196,784	191,132	5,652
Louisiana	Declared 8/27/05	3212EM		8,508	3,508	5,000
Louisiana	Declared 8/28/05	1603DR		20,442,995	19,444,354	998,641
Subtotal, LA				20,451,503	19,447,862	1,003,641
Mississippi	Declared 8/28/05	3213EM		2,640	2,640	0
Mississippi	Declared 8/28/05	1604DR		9,696,838	9,164,099	532,739
Subtotal, MS				9,699,479	9,166,739	532,739
Alabama	Declared 8/28/05	3214EM		84	84	0
Alabama	Declared 8/28/05	1605DR		1,154,320	1,123,299	31,021
Subtotal, AL				1,154,404	1,123,383	31,021
Evacuations						
Arkansas	Declared 9/02/05	3215EM		54,239	54,203	36
Texas	Declared 9/02/05	3216EM		607,492	605,554	1,937
Tennessee	Declared 9/05/05	3217EM		33,338	33,338	0
Georgia	Declared 9/05/05	3218EM		20,953	17,085	3,868
Oklahoma	Declared 9/05/05	3219EM		14,427	12,751	1,677
Florida	Declared 9/05/05	3220EM		9,202	7,848	1,354
West Virginia	Declared 9/05/05	3221EM		907	886	21
North Carolina	Declared 9/05/05	3222EM		2,002	1,993	9
Utah	Declared 9/05/05	3223EM		2,010	1,995	15
Colorado	Declared 9/05/05	3224EM		14,411	14,222	189
Michigan	Declared 9/07/05	3225EM		2,524	2,282	242
District of Columbia	Declared 9/07/05	3226EM		1,939	1,891	49
Washington	Declared 9/07/05	3227EM		3,564	3,539	25
Oregon	Declared 9/07/05	3228EM		2,153	2,145	8
New Mexico	Declared 9/07/05	3229EM		2,246	1,697	550
Illinois	Declared 9/07/05	3230EM		2,704	2,577	127
Kentucky	Declared 9/10/05	3231EM		4,310	4,140	170
Missouri	Declared 9/10/05	3232EM		2,706	2,611	95
South Carolina	Declared 9/10/05	3233EM		3,956	3,956	0
South Dakota	Declared 9/10/05	3234EM		295	274	21
Pennsylvania	Declared 9/10/05	3235EM		4,315	4,297	18
Kansas	Declared 9/10/05	3236EM		163	163	0
Alabama	Declared 9/10/05	3237EM		4,000	3,840	160
Indiana	Declared 9/10/05	3238EM		4,151	2,402	1,749
Iowa	Declared 9/10/05	3239EM		250	250	0
Virginia	Declared 9/12/05	3240EM		724	566	158
Arizona	Declared 9/12/05	3241EM		7,566	7,559	7
Minnesota	Declared 9/13/05	3242EM		15,024	2,875	12,149
Nevada	Declared 9/13/05	3243EM		1,334	1,015	318
Idaho	Declared 9/13/05	3244EM		679	654	25
Nebraska	Declared 9/13/05	3245EM		297	297	0
Connecticut	Declared 9/13/05	3246EM		1,043	722	322
North Dakota	Declared 9/13/05	3247EM		72	57	15
California	Declared 9/13/05	3248EM		957	721	236
Wisconsin	Declared 9/13/05	3249EM		3,526	922	2,603
Ohio	Declared 9/13/05	3250EM		2,544	2,501	43
Maryland	Declared 9/13/05	3251EM		1,744	1,649	94
Massachusetts	Declared 9/13/05	3252EM		6,366	6,337	29
Montana	Declared 9/13/05	3253EM		445	436	9
Rhode Island	Declared 9/19/05	3255EM		1,525	1,156	369
Maine	Declared 9/19/05	3256EM		106	57	49
New Jersey	Declared 9/19/05	3257EM		201	189	12
New Hampshire	Declared 9/19/05	3258EM		106	16	90
New York	Declared 9/30/05	3262EM		2,613	1,955	659
Delaware	Declared 9/30/05	3263EM		151	101	50
Subtotal, Evacuations				845,282	815,725	29,557
Total, Katrina				32,347,452	30,744,841	1,602,611
Disaster Relief Fund: Details by Disaster Declaration (Rita)						
Hurricane Rita				Allocations	Obligations	Unobligated
Florida	Declared 9/20/05	3259EM		10,391	10,226	165
Louisiana	Declared 9/21/05	3260EM		275	275	0
Louisiana	Declared 9/24/05	1607DR		1,804,281	1,749,005	55,276
Subtotal, Louisiana				1,804,556	1,749,280	55,276
Texas	Declared 9/21/05	3261EM		103,160	103,160	0
Texas	Declared 9/24/05	1606DR		2,087,523	2,025,008	62,515
Subtotal, Texas				2,190,683	2,128,168	62,515
Total, Rita				4,005,630	3,887,674	117,956
Disaster Relief Fund: Details by Disaster Declaration (Wilma)						
Hurricane Wilma				Allocations	Obligations	Unobligated
Florida	Declared 10/24/05	1609DR		2,157,650	2,137,872	19,778
Subtotal, FL				2,157,650	2,137,872	19,778
Total, Wilma				2,157,650	2,137,872	19,778

KATRINA DECLARATIONS BY MAJOR OBJECT CLASS

AS OF 09-30-2006

ROUNDED TO THE NEAREST DOLLAR / PERCENT

PROGRAM AREA	PROGRAM NAME	ALLOCATIONS	UN-OBLIGATED COMMITMENTS	OBLIGATIONS	UN-OBLIGATED ALLOCATIONS(c)	UN-LIQUIDATED OBLIGATIONS	EXPENDITURES	ALLOCATION AVAILABLE
1-HUMAN SERVICES	2503-UNEMPLOYMENT	423,459,491		410,183,399	13,276,092	12,943	410,170,456	13,276,092
	2504-CRISIS COUNSELING-NIMH	70,531,403		43,035,862	27,495,541	300,000	42,735,862	27,495,541
	2576-LEGAL SERVICES	348,073	80,316	315,610	32,463	188,344	127,267	(47,853)
	2592-INSPECTIONS	238,146,214	21,660,366	243,652,736	(5,506,522)	92,365,680	151,287,056	(27,166,888)
	4149-OTHER NEEDS ASSISTANCE	1,814,789,314		1,814,668,401	120,913	11,072,195	1,803,596,207	120,913
	414X-HOUSING ASSISTANCE	4,126,478,741	5,883	4,123,309,540	3,169,201	14,486,600	4,108,822,940	3,163,318
	4152-CRISIS COUNSELING-SCC	40,778,706		40,209,516	569,190	15,974,465	24,235,051	569,190
	IMMEDIATE NEEDS ASSISTANCE			277,910	(277,910)	277,910		(277,910)
	MANUFACTURED HOUSING	7,567,475,914	640,501,535	6,888,555,921	678,919,993	1,623,137,251	5,265,418,670	38,418,458
TOTAL	14,282,007,857	662,248,100	13,564,208,896	717,798,961	1,757,815,387	11,806,393,509	55,550,861	
2-INFRASTRUCTURE	2594-INSPECTIONS	1,246,751,629	570,712,094	667,908,250	578,843,379	336,243,822	331,664,428	8,131,285
	416X-PUBLIC ASSISTANCE	6,155,295,500		6,122,702,294	32,593,206	3,043,420,502	3,079,281,792	32,593,206
	TOTAL	7,402,047,128	570,712,094	6,790,610,544	611,436,585	3,379,664,324	3,410,946,220	40,724,491
3-MITIGATION	2593-INSPECTIONS	32,722,196	4,778,536	24,377,096	8,345,100	14,661,690	9,715,407	3,566,564
	4173-HAZARD MITIGATION	23,208,933		23,208,933		21,726,306	1,482,627	
	TOTAL	55,931,129	4,778,536	47,586,029	8,345,100	36,387,996	11,198,033	3,566,564
4-OPERATIONS	2507-MISSIONS-TA	26,178,856		24,687,256	1,491,600	20,985,669	3,701,587	1,491,600
	2508-MISSIONS-DFA	4,614,828,917		4,605,328,916	9,500,001	3,218,447,568	1,386,881,348	9,500,001
	TOTAL	4,641,007,773		4,630,016,172	10,991,601	3,239,433,236	1,390,582,936	10,991,601
5-ADMINISTRATION	11XX-SALARIES & BENEFITS	442,735,161		433,167,827	9,567,334		433,167,827	9,567,334
	21XX-TRAVEL	225,445,228	2,939,892	220,147,941	5,297,288	13,798,617	206,349,323	2,357,395
	22XX-TRANSPORTION	45,774,335	218,283	41,953,267	3,821,068	5,195,556	36,757,711	3,602,785
	23XX-RENT, COMM, UTILITIES	304,653,125	24,754,122	278,721,227	25,931,899	61,317,626	217,403,601	1,177,777
	24XX-PRINT & REPRO	5,614,544	375,330	5,079,917	534,627	2,791,936	2,287,981	159,297
	2501-MISSIONS-FOS	2,189,075,625		2,181,918,341	7,157,283	1,518,600,561	663,317,781	7,157,283
	25XX-OTHER SERVICES	1,903,859,213	106,423,488	1,748,730,749	155,128,464	642,562,325	1,106,168,424	48,704,976
	26XX-SUPPLIES & MATERIALS	547,180,110	17,684,466	520,002,176	27,177,934	115,738,180	404,263,996	9,493,468
	31XX-EQUIPMENT	211,946,348	9,517,906	198,200,902	13,745,446	21,723,764	176,477,138	4,227,540
	32XX-LAND & STRUCTURES	14,945,466	2,360,461	9,301,589	5,643,877	510,778	8,790,811	3,283,416
	4101-URBAN SEARCH & RESCUE	75,228,970		75,195,469	33,501	35,972,396	39,223,073	33,501
	TOTAL	5,966,458,126	164,273,948	5,712,419,405	254,038,721	2,418,211,739	3,294,207,666	89,764,773
GRAND TOTAL	32,347,452,013	1,402,012,678	30,744,841,046	1,602,610,967	10,831,512,683	19,913,328,363	200,598,289	

KATRINA DECLARATIONS BY PROGRAM AREA

AS OF 09-30-2006

PROGRAM CODE	STATE NAME	PROGRAM AREA	ALLOCATIONS	UN-OBLIGATED COMMITMENTS	OBLIGATIONS	UN-OBLIGATED ALLOCATIONS(c)	UN-LIQUIDATED OBLIGATIONS	EXPENDITURES	ALLOCATION AVAILABLE
1602DR	FLORIDA	2-INFRASTRUCTURE	164,107,074		163,677,007	430,067	38,174,043	125,502,964	430,067
		4-OPERATIONS	558,600		10,000	548,600	10,000		548,600
		5-ADMINISTRATION	32,118,313	33,336	27,444,644	4,673,669	13,624,877	13,819,767	4,640,333
		TOTAL	196,783,987	33,336	191,131,651	5,652,335	51,808,920	139,322,731	5,618,999
1603DR	LOUISIANA	1-HUMAN SERVICES	10,202,985,677	234,385,137	9,961,344,104	241,641,573	1,323,300,108	8,638,043,996	7,256,436
		2-INFRASTRUCTURE	4,316,422,197	568,774,765	3,740,751,961	575,670,236	2,075,735,770	1,665,016,191	6,895,471
		3-MITIGATION	17,702,216	3,694,999	11,306,217	6,395,999	6,342,705	4,963,512	2,701,000
		4-OPERATIONS	2,924,524,398		2,924,524,398		1,945,011,512	979,512,886	(0)
		5-ADMINISTRATION	2,981,360,670	136,344,035	2,806,427,495	174,933,175	1,117,674,874	1,688,752,621	38,589,139
TOTAL	20,442,995,159	943,198,936	19,444,354,176	998,640,983	6,468,064,970	12,976,289,206	55,442,046		
1604DR	MISSISSIPPI	1-HUMAN SERVICES	3,423,656,813	418,781,992	2,962,297,028	461,359,785	376,457,182	2,585,839,846	42,577,793
		2-INFRASTRUCTURE	2,046,141,559	1,936,329	2,040,562,097	5,579,461	1,150,759,122	889,802,976	3,643,133
		3-MITIGATION	28,871,052	1,083,537	27,030,681	1,840,371	22,225,994	4,804,688	756,834
		4-OPERATIONS	1,494,662,910		1,494,219,909	443,001	1,145,042,869	349,177,040	443,001
		5-ADMINISTRATION	2,703,506,089	26,670,969	2,639,989,245	63,516,844	1,200,322,925	1,439,666,320	36,845,875
TOTAL	9,696,838,423	448,472,827	9,164,098,961	532,739,463	3,894,808,091	5,269,290,869	84,266,636		
1605DR	ALABAMA	1-HUMAN SERVICES	655,365,366	9,080,971	640,567,763	14,797,603	58,058,097	582,509,667	5,716,632
		2-INFRASTRUCTURE	100,598,362		99,193,265	1,405,097	22,739,871	76,453,394	1,405,097
		3-MITIGATION	9,357,861		9,249,131	108,730	7,819,297	1,429,834	108,730
		4-OPERATIONS	181,450,000		171,450,000	10,000,000	113,727,814	57,722,186	10,000,000
		5-ADMINISTRATION	207,548,207	1,225,607	202,838,517	4,709,691	71,075,495	131,763,021	3,484,083
TOTAL	1,154,319,796	10,306,578	1,123,298,676	31,021,121	273,420,574	849,878,102	20,714,542		
3212EM	LOUISIANA	2-INFRASTRUCTURE							
		4-OPERATIONS	1,500,000		1,500,000		1,497,904	2,096	
		5-ADMINISTRATION	7,008,058		2,008,058	5,000,000	1,246,960	761,098	5,000,000
		TOTAL	8,508,058		3,508,058	5,000,000	2,744,864	763,194	5,000,000
3213EM	MISSISSIPPI	2-INFRASTRUCTURE							
		4-OPERATIONS							
		5-ADMINISTRATION	2,640,285		2,640,285		2,473,029	167,256	
		TOTAL	2,640,285		2,640,285		2,473,029	167,256	
3214EM	ALABAMA	2-INFRASTRUCTURE							
		4-OPERATIONS							
		5-ADMINISTRATION	84,454		84,454		37,782	46,672	
		TOTAL	84,454		84,454		37,782	46,672	
3215EM	ARKANSAS	2-INFRASTRUCTURE	46,325,491		46,325,886	(395)	1,691,990	44,633,896	(395)
		4-OPERATIONS	3,500,000		3,500,000		3,500,000		
		5-ADMINISTRATION	4,413,544		4,377,077	36,467	689,371	3,687,706	36,467
		TOTAL	54,239,035		54,202,963	36,072	5,881,361	48,321,603	36,072
3216EM	TEXAS	2-INFRASTRUCTURE	554,791,708		553,076,943	1,714,765	54,130,319	498,946,624	1,714,765
		4-OPERATIONS	33,806,865		33,806,865		29,638,137	4,168,728	
		5-ADMINISTRATION	18,893,283		18,670,634	222,648	8,868,681	9,801,953	222,648
		TOTAL	607,491,856		605,554,443	1,937,413	92,637,138	512,917,305	1,937,413
3217EM	TENNESSEE	2-INFRASTRUCTURE	33,249,786		33,249,785	1	2,623,548	30,626,237	1
		4-OPERATIONS	5,000		5,000		5,000		
		5-ADMINISTRATION	83,363		83,363		2,000	81,363	
		TOTAL	33,338,149		33,338,148	1	2,630,548	30,707,600	1
3218EM	GEORGIA	2-INFRASTRUCTURE	20,900,000		17,031,873	3,868,128	6,867,023	10,164,850	3,868,128
		5-ADMINISTRATION	52,767		52,767		52,000	767	
		TOTAL	20,952,767		17,084,640	3,868,128	6,919,023	10,165,617	3,868,128
3219EM	OKLAHOMA	2-INFRASTRUCTURE	14,250,313		12,588,673	1,661,640	712,794	11,875,879	1,661,640
		5-ADMINISTRATION	176,910		161,938	14,972	12,604	149,334	14,972
		TOTAL	14,427,223		12,750,611	1,676,612	725,398	12,025,213	1,676,612
3220EM	FLORIDA	2-INFRASTRUCTURE	9,200,000		7,845,819	1,354,181	5,489,332	2,356,487	1,354,181
		5-ADMINISTRATION	2,272		2,272				
		TOTAL	9,202,272		7,848,091	1,354,181	5,489,332	2,358,759	1,354,181
3221EM	WEST VIRGINIA	2-INFRASTRUCTURE	783,000		782,658	342	16,327	766,331	342
		5-ADMINISTRATION	123,811		103,490	20,321		103,490	20,321
		TOTAL	906,811		886,148	20,663	16,327	869,821	20,663
3222EM	NORTH CAROLINA	2-INFRASTRUCTURE	2,000,000		1,990,910	9,090	427,423	1,563,487	9,090
		5-ADMINISTRATION	2,261		2,261		2,000	261	
		TOTAL	2,002,261		1,993,171	9,090	429,423	1,563,748	9,090

PROGRAM CODE	STATE NAME	PROGRAM AREA	ALLOCATIONS	UN-OBLIGATED COMMITMENTS	OBLIGATIONS	UN-OBLIGATED ALLOCATIONS(c)	UN-LIQUIDATED OBLIGATIONS	EXPENDITURES	ALLOCATION AVAILABLE
3223EM	UTAH	2-INFRASTRUCTURE	1,928,275	1,000	1,927,275	1,000	509,187	1,418,087	0
		4-OPERATIONS							
		5-ADMINISTRATION	81,798		67,426	14,372	7,089	60,336	14,372
		TOTAL	2,010,073	1,000	1,994,700	15,373	516,277	1,478,424	14,373
3224EM	COLORADO	2-INFRASTRUCTURE	13,597,030		13,534,963	62,067	34,136	13,500,827	62,067
		4-OPERATIONS							
		5-ADMINISTRATION	814,280		687,496	126,785	10,816	676,679	126,785
		TOTAL	14,411,310		14,222,458	188,852	44,952	14,177,506	188,852
3225EM	MICHIGAN	2-INFRASTRUCTURE	1,920,000		1,836,248	83,752	179,636	1,656,612	83,752
		5-ADMINISTRATION	603,594		445,732	157,862	37,703	408,029	157,862
		TOTAL	2,523,594		2,281,980	241,614	217,339	2,064,641	241,614
		2-INFRASTRUCTURE	1,838,568		1,836,498	2,070	1,407,827	428,671	2,070
3226EM	DISTRICT OF COLUMBIA	5-ADMINISTRATION	100,803		54,053	46,751		54,053	46,751
		TOTAL	1,939,371		1,890,551	48,821	1,407,827	482,724	48,821
		2-INFRASTRUCTURE	3,122,179		3,122,177	2	2,500,630	621,547	2
		5-ADMINISTRATION	442,046		416,812	25,235	13,650	403,162	25,235
3227EM	WASHINGTON	TOTAL	3,564,225		3,538,988	25,237	2,514,280	1,024,708	25,237
		2-INFRASTRUCTURE	2,106,777		2,106,770	7	1,374,451	732,319	7
		5-ADMINISTRATION	46,053		38,096	7,957	6,181	31,915	7,957
		TOTAL	2,152,830		2,144,866	7,964	1,380,632	764,233	7,964
3229EM	NEW MEXICO	2-INFRASTRUCTURE	2,139,828		1,626,513	513,315	1,190,437	436,075	513,315
		5-ADMINISTRATION	106,507		70,132	36,375	3,770	66,361	36,375
		TOTAL	2,246,335		1,696,644	549,690	1,194,208	502,437	549,690
		2-INFRASTRUCTURE	2,418,578		2,324,462	94,116	184,492	2,139,971	94,116
3230EM	ILLINOIS	5-ADMINISTRATION	285,818		252,779	33,039	42,945	209,834	33,039
		TOTAL	2,704,396		2,577,241	127,154	227,437	2,349,805	127,154
		2-INFRASTRUCTURE	4,300,000		4,129,572	170,428	2,462,352	1,667,220	170,428
		5-ADMINISTRATION	9,961		9,961		2,000	7,961	
3231EM	KENTUCKY	TOTAL	4,309,961		4,139,533	170,428	2,464,352	1,675,181	170,428
		2-INFRASTRUCTURE	1,970,264		1,970,264		1,451,864	518,400	
		5-ADMINISTRATION	735,695		640,559	95,136	12,772	627,787	95,136
		TOTAL	2,705,960		2,610,824	95,136	1,464,637	1,146,187	95,136
3233EM	SOUTH CAROLINA	2-INFRASTRUCTURE	3,913,583		3,913,582	1	445,569	3,468,013	1
		5-ADMINISTRATION	42,089		42,089		2,000	40,089	
		TOTAL	3,955,672		3,955,672	1	447,569	3,508,102	1
		2-INFRASTRUCTURE	262,032		262,031	1	50,699	211,332	1
3234EM	SOUTH DAKOTA	5-ADMINISTRATION	32,700		12,086	20,614	1,734	10,352	20,614
		TOTAL	294,732		274,117	20,615	52,433	221,684	20,615
		2-INFRASTRUCTURE	4,039,000		4,023,923	15,077	1,936,673	2,087,250	15,077
		5-ADMINISTRATION	275,775		273,111	2,664		273,111	2,664
3235EM	PENNSYLVANIA	TOTAL	4,314,775		4,297,034	17,741	1,936,673	2,360,361	17,741
		2-INFRASTRUCTURE	163,069		163,069		9,135	153,933	
		5-ADMINISTRATION	351		351	1		351	1
		TOTAL	163,420		163,419	1	9,135	154,284	1
3237EM	ALABAMA	2-INFRASTRUCTURE	3,000,000		2,840,416	159,584	37,262	2,803,154	159,584
		4-OPERATIONS	1,000,000		1,000,000		1,000,000		
		5-ADMINISTRATION							
		TOTAL	4,000,000		3,840,416	159,584	1,037,262	2,803,154	159,584
3238EM	INDIANA	2-INFRASTRUCTURE	4,127,992		2,399,856	1,728,136	2,352,248	47,608	1,728,136
		5-ADMINISTRATION	22,864		2,392	20,472	96	2,297	20,472
		TOTAL	4,150,856		2,402,248	1,748,608	2,352,344	49,904	1,748,608
		2-INFRASTRUCTURE	244,243		244,243		28,593	215,650	
3239EM	IOWA	5-ADMINISTRATION	6,038		5,639	398		5,639	398
		TOTAL	250,280		249,882	398	28,593	221,289	398
		2-INFRASTRUCTURE	593,100		454,246	138,854	30,566	423,680	138,854
		5-ADMINISTRATION	130,910		111,522	19,388		111,522	19,388
3240EM	VIRGINIA	TOTAL	724,010		565,768	158,242	30,566	535,202	158,242
		2-INFRASTRUCTURE	5,292,410		5,292,115	295	95,822	5,196,293	295
		5-ADMINISTRATION	2,273,998		2,267,347	6,651	1,913,866	353,481	6,651
		TOTAL	7,566,408		7,559,467	6,946	2,009,689	5,549,774	6,946
3242EM	MINNESOTA	2-INFRASTRUCTURE	15,000,000		2,873,552	12,126,443	981,560	1,891,996	12,126,443
		5-ADMINISTRATION	24,450		1,927	22,523	22	1,905	22,523
		TOTAL	15,024,450		2,875,484	12,148,966	981,582	1,893,902	12,148,966

PROGRAM CODE	STATE NAME	PROGRAM AREA	ALLOCATIONS	UN-OBLIGATED COMMITMENTS	OBLIGATIONS	UN-OBLIGATED ALLOCATIONS(c)	UN-LIQUIDATED OBLIGATIONS	EXPENDITURES	ALLOCATION AVAILABLE
3243EM	NEVADA	2-INFRASTRUCTURE	1,000,000		705,623	294,377	168,185	537,438	294,377
		5-ADMINISTRATION	333,779		309,718	24,061	10,685	299,034	24,061
		TOTAL	1,333,779		1,015,341	318,438	178,870	836,472	318,438
3244EM	IDAHO	2-INFRASTRUCTURE	643,377		643,370	7	431,334	212,036	7
		5-ADMINISTRATION	35,700		10,621	25,079	761	9,860	25,079
		TOTAL	679,077		653,991	25,086	432,095	221,896	25,086
3245EM	NEBRASKA	2-INFRASTRUCTURE	295,448		295,448		161,502	133,946	
		5-ADMINISTRATION	1,302		1,302			1,302	
		TOTAL	296,750		296,750		161,502	135,248	
3246EM	CONNECTICUT	2-INFRASTRUCTURE	1,000,000		684,199	315,801	684,199		315,801
		5-ADMINISTRATION	43,301		37,443	5,858	13,718	23,725	5,858
		TOTAL	1,043,301		721,642	321,659	697,917	23,725	321,659
3247EM	NORTH DAKOTA	2-INFRASTRUCTURE	23,747		23,747	0	23,747		0
		5-ADMINISTRATION	48,255		33,322	14,933	6,015	27,307	14,933
		TOTAL	72,002		57,069	14,934	29,762	27,307	14,934
3248EM	CALIFORNIA	2-INFRASTRUCTURE	200,000		1,289	198,711	1,289		198,711
		5-ADMINISTRATION	757,140		720,156	36,984	6,475	713,681	36,984
		TOTAL	957,140		721,445	235,695	7,764	713,681	235,695
3249EM	WISCONSIN	2-INFRASTRUCTURE	3,501,228		921,249	2,579,979	47,419	873,831	2,579,979
		5-ADMINISTRATION	24,737		1,225	23,512		1,225	23,512
		TOTAL	3,525,965		922,475	2,603,490	47,419	875,056	2,603,490
3250EM	OHIO	2-INFRASTRUCTURE	2,518,180		2,499,922	18,258	607,733	1,892,189	18,258
		5-ADMINISTRATION	25,350		914	24,436	914		24,436
		TOTAL	2,543,530		2,500,836	42,694	608,647	1,892,189	42,694
3251EM	MARYLAND	2-INFRASTRUCTURE	1,637,550		1,566,521	71,029	211,687	1,354,834	71,029
		5-ADMINISTRATION	106,326		82,921	23,404	82,921	23,404	
		TOTAL	1,743,876		1,649,442	94,434	211,687	1,437,755	94,434
3252EM	MASSACHUSETTS	2-INFRASTRUCTURE	5,900,000		5,855,581	44,419	66,039	5,789,542	44,419
		5-ADMINISTRATION	466,246		481,683	(15,437)	8,136	473,547	(15,437)
		TOTAL	6,366,246		6,337,264	28,982	74,175	6,263,089	28,982
3253EM	MONTANA	2-INFRASTRUCTURE	400,000		397,372	2,628	279,525	117,847	2,628
		5-ADMINISTRATION	44,946		38,314	6,632	3,086	35,228	6,632
		TOTAL	444,946		435,686	9,260	282,611	153,074	9,260
3255EM	RHODE ISLAND	2-INFRASTRUCTURE	1,500,000		1,131,503	368,497	204,415	927,088	368,497
		5-ADMINISTRATION	24,708		24,175	532	5,707	18,468	532
		TOTAL	1,524,708		1,155,679	369,029	210,122	945,557	369,029
3256EM	MAINE	2-INFRASTRUCTURE	100,000		51,276	48,724		51,276	48,724
		5-ADMINISTRATION	6,000		6,000		5,706	294	(0)
		TOTAL	106,000		57,276	48,724	5,706	51,570	48,724
3257EM	NEW JERSEY	2-INFRASTRUCTURE	120,026		120,026		3,334	116,692	
		5-ADMINISTRATION	81,317		69,232	12,085	641	68,591	12,085
		TOTAL	201,343		189,258	12,085	3,974	185,283	12,085
3258EM	NEW HAMPSHIRE	2-INFRASTRUCTURE	100,000		9,887	90,113		9,887	90,113
		5-ADMINISTRATION	6,000		6,000		5,374	626	0
		TOTAL	106,000		15,887	90,113	5,374	10,513	90,113
3262EM	NEW YORK	2-INFRASTRUCTURE	2,259,214		1,644,588	614,626	138,349	1,506,239	614,626
		5-ADMINISTRATION	354,100		309,925	44,175	7,276	302,649	44,175
		TOTAL	2,613,314		1,954,514	658,800	145,626	1,808,888	658,800
3263EM	DELAWARE	2-INFRASTRUCTURE	101,941		100,286	1,655	4,868	95,419	1,655
		5-ADMINISTRATION	48,900		443	48,457		443	48,457
		TOTAL	150,841		100,729	50,112	4,868	95,862	50,112
GRAND TOTAL			32,347,452,013	1,402,012,678	30,744,841,046	1,602,610,967	10,831,512,683	19,913,328,363	200,598,289

KATRINA MISSION ASSIGNMENTS

AS OF 09-30-2006

OBLIGATIONS	
DHS AGENCIES	Total
BTS	200,000
CBP	30,957,949
DHSOIG	200,000
FLETC	460,103
FPS	199,068,373
IAIP	214,000
ICE	35,938,730
NCS	7,318,000
OCFO	210,000
OSLGCP	200,000
S&T	100,000
TSA	455,000
USCG	201,557,501
USCIS	910,000
USSS	8,800
Subtotal, DHS	477,798,456
OTHER AGENCIES	Total
AID	17,344,000
APHIS	380,000
ARC	50,000
BUREC	1,089,000
CDC	17,423,500
CNCS	2,990,126
COE-LRD	2,522
COE-MVD	3,751,126,516
COE-SAD	181,415,000
DHUD	82,922,680
DOC	1,500,000
DOD	968,456,169
DOE	242,026
DOED	205,000
DOI	1,354,400
DOL	1,025,851
DOS	55,000
DOT	455,803,055
EEOC	354,546
EPA	312,386,200
FAA	
FCC	200,000
FCSIC	200,000
FMSHRC	200,000
FNS	20,000
GSA	78,091,310
HHS	163,669,997
MSPB	
NAR	880,380
NASA	1,119,425
NCPC	7,469
NCUA	
NGA	690,000
NLRB	240,000
NOAA	2,250,000
NPS	157,000
NRC	200,000
NSF	200,000
OPM	769,564
OSHA	21,625,000
RRB	5,419
SBA	200,000
SCS	11,800
SEC	2,000
SSA	842,509
TREAS	2,710,650
TVA	9,861,130
USDA	12,560,500
USDJ	55,749,600
USFS	179,193,756
USGS	453,851
USPC	4,697,217
USPHS	
USPS	1,126,889
VA	75,000
Subtotal, Other Agencies	6,334,136,058
Grand Total MA s	6,811,934,513

RITA DECLARATIONS BY MAJOR OBJECT CLASS

AS OF 09-30-2006

PROGRAM AREA	PROGRAM NAME	ALLOCATIONS	UN-OBLIGATED COMMITMENTS	OBLIGATIONS	UN-OBLIGATED ALLOCATIONS(c)	UN-LIQUIDATED OBLIGATIONS	EXPENDITURES	ALLOCATION AVAILABLE
1-HUMAN SERVICES	2503-UNEMPLOYMENT	23,167,496		21,545,421	1,622,075		21,545,421	1,622,075
	2504-CRISIS COUNSELING-NIMH	3,855,225		3,855,225			3,855,225	
	2576-LEGAL SERVICES							
	2592-INSPECTIONS	104,914,470	30,808	104,883,467	31,003	44,026,839	60,856,628	195
	4149-OTHER NEEDS ASSISTANCE	106,800,500		106,800,000	500	1,704,339	105,095,661	500
	414X-HOUSING ASSISTANCE	915,311,548		915,305,649	5,899	3,638,131	911,667,518	5,899
	4152-CRISIS COUNSELING-SCC	1,557,215		1,557,215		906,473	650,742	
	4154-OTHER NEEDS ASSISTANCE	72,880,000		71,880,000	1,000,000	1,161,681	70,718,319	1,000,000
	MANUFACTURED HOUSING	189,023,029	5,804,138	158,395,693	30,627,336	42,776,886	115,618,807	24,823,198
TOTAL	1,417,509,483	5,834,946	1,384,222,670	33,286,813	94,214,349	1,290,008,321	27,451,867	
2-INFRASTRUCTURE	2594-INSPECTIONS	30,402,900	9,735,063	20,525,058	9,877,842	3,319,395	17,205,663	142,779
	416X-PUBLIC ASSISTANCE	737,930,355		736,948,322	982,033	279,436,062	457,512,260	982,033
	TOTAL	768,333,255	9,735,063	757,473,380	10,859,875	282,755,457	474,717,923	1,124,812
3-MITIGATION	2593-INSPECTIONS	16,324,974	558,068	12,161,943	4,163,031	9,122,759	3,039,185	3,604,963
	4173-HAZARD MITIGATION	28,487,238		28,487,238		28,330,054	157,184	
	TOTAL	44,812,212	558,068	40,649,181	4,163,031	37,452,813	3,196,368	3,604,963
4-OPERATIONS	2507-MISSIONS-TA	750,000		750,000		455,371	294,629	
	2508-MISSIONS-DFA	661,077,800		659,747,600	1,330,200	335,257,061	324,490,539	1,330,200
	TOTAL	661,827,800		660,497,600	1,330,200	335,712,433	324,785,167	1,330,200
5-ADMINISTRATION	11XX-SALARIES & BENEFITS	64,634,410		62,716,154	1,918,256		62,716,154	1,918,256
	21XX-TRAVEL	35,222,840	4,155	35,171,398	51,442	1,142,948	34,028,450	47,287
	22XX-TRANSPORTION	3,761,000	65,000	1,680,810	2,080,190	308,557	1,372,252	2,015,190
	23XX-RENT, COMM, UTILITIES	26,893,174	2,131,272	24,175,057	2,718,117	6,657,140	17,517,918	586,845
	24XX-PRINT & REPRO	1,163,000	35,000	945,179	217,821	623,490	321,689	182,821
	2501-MISSIONS-FOS	384,518,781		384,353,276	165,505	315,417,361	68,935,915	165,505
	25XX-OTHER SERVICES	510,015,374	3,970,322	455,712,349	54,303,025	204,305,658	251,406,691	50,332,703
	26XX-SUPPLIES & MATERIALS	49,484,580	1,239,962	45,462,057	4,022,523	11,348,169	34,113,888	2,782,560
	31XX-EQUIPMENT	14,588,983	1,114,381	11,929,809	2,659,174	2,541,883	9,387,926	1,544,793
	32XX-LAND & STRUCTURES	465,000	75	404,900	60,100	177,524	227,376	60,025
	4101-URBAN SEARCH & RESCUE	22,400,226	120,000	22,280,226	120,000	15,468,415	6,811,811	
TOTAL	1,113,147,368	8,680,167	1,044,831,216	68,316,152	557,991,147	486,840,069	59,635,985	
GRAND TOTAL	4,005,630,118	24,808,244	3,887,674,047	117,956,071	1,308,126,199	2,579,547,848	93,147,827	

RITA DECLARATIONS BY PROGRAM AREA

AS OF 09-30-2006

PROGRAM CODE	STATE NAME	PROGRAM AREA	ALLOCATIONS	UN-OBLIGATED COMMITMENTS	OBLIGATIONS	UN-OBLIGATED ALLOCATIONS(c)	UN-LIQUIDATED OBLIGATIONS	EXPENDITURES	ALLOCATION AVAILABLE
1606DR	TEXAS	1-HUMAN SERVICES	844,935,197	5,834,946	811,653,383	33,281,813	72,419,590	739,233,793	27,446,867
		2-INFRASTRUCTURE	378,128,118		378,057,276	70,842	104,046,210	274,011,066	70,842
		3-MITIGATION	39,533,685	308,028	35,630,694	3,902,991	34,717,264	913,430	3,594,963
		4-OPERATIONS	238,831,800		237,501,600	1,330,200	60,409,988	177,091,612	1,330,200
		5-ADMINISTRATION	586,094,296	4,080,079	562,165,231	23,929,065	267,790,661	294,374,569	19,848,986
		TOTAL	2,087,523,095	10,223,053	2,025,008,184	62,514,912	539,383,714	1,485,624,469	52,291,859
1607DR	LOUISIANA	1-HUMAN SERVICES	572,574,286		572,569,286	5,000	21,794,759	550,774,528	5,000
		2-INFRASTRUCTURE	375,034,097	9,735,063	364,410,165	10,623,932	174,589,301	189,820,865	888,869
		3-MITIGATION	5,278,527	250,040	5,018,487	260,040	2,735,549	2,282,939	10,000
		4-OPERATIONS	417,886,000		417,886,000		270,192,444	147,693,556	
		5-ADMINISTRATION	433,508,101	4,600,088	389,121,014	44,387,087	203,620,018	185,500,996	39,786,999
		TOTAL	1,804,281,011	14,585,191	1,749,004,953	55,276,058	672,932,070	1,076,072,883	40,690,868
3259EM	FLORIDA	2-INFRASTRUCTURE	9,100,000		8,934,900	165,100	3,718,208	5,216,692	165,100
		4-OPERATIONS	10,000		10,000		10,000		
		5-ADMINISTRATION	1,280,801		1,280,801		1,197,557	83,244	
		TOTAL	10,390,801		10,225,700	165,100	4,925,765	5,299,936	165,100
3260EM	LOUISIANA	2-INFRASTRUCTURE							
		4-OPERATIONS	100,000		100,000		100,000		
		5-ADMINISTRATION	175,000		175,000		175,000		
		TOTAL	275,000		275,000		275,000		
3261EM	TEXAS	2-INFRASTRUCTURE	6,071,040		6,071,040	0	401,739	5,669,301	0
		4-OPERATIONS	5,000,000		5,000,000		5,000,000		
		5-ADMINISTRATION	92,089,171		92,089,171		85,207,911	6,881,260	
		TOTAL	103,160,211		103,160,211	0	90,609,650	12,550,560	0
GRAND TOTAL			4,005,630,118	24,808,244	3,887,674,047	117,956,071	1,308,126,199	2,579,547,848	93,147,827

RITA MISSION ASSIGNMENTS

AS OF 09-30-2006

OBLIGATIONS	
DHS AGENCIES	Total
CBP	12,000,000
FPS	13,003,817
NCS	5,862,685
USCG	26,741,000
Subtotal, DHS	57,607,502
OTHER AGENCIES	Total
APHIS	20,000
ARC	
BIA	317,600
BUREC	1,000,000
CDC	
CNCS	224,000
COE-MVD	287,575,000
COE-NAD	
COE-SAD	155,000
COE-SWD	267,918,900
DHUD	120,000
DOD	48,480,000
DOE	60,000
DOI	5,000
DOT	59,671,544
EPA	40,789,830
GSA	565,500
HHS	76,290,000
NGA	690,000
NOAA	2,790,000
TREAS	80,000
TVA	2,080,000
USDA	6,470,000
USFS	180,905,000
USGS	36,000
USPC	1,000,000
VA	10,000,000
Subtotal, Other Agencies	987,243,374
Grand Total MA s	1,044,850,876

WILMA DECLARATIONS BY MAJOR OBJECT CLASS

AS OF 09-30-2006

PROGRAM AREA	PROGRAM NAME	ALLOCATIONS	UN-OBLIGATED COMMITMENTS	OBLIGATIONS	UN-OBLIGATED ALLOCATIONS(c)	UN-LIQUIDATED OBLIGATIONS	EXPENDITURES	ALLOCATION AVAILABLE
1-HUMAN SERVICES	2503-UNEMPLOYMENT	6,050,125		6,050,125			6,050,125	
	2504-CRISIS COUNSELING-NIMH	8,246,808		8,246,808			8,246,808	
	2576-LEGAL SERVICES	5,000		5,000			5,000	
	2592-INSPECTIONS	46,354,910		46,354,901	9	7,283,594	39,071,307	9
	4149-OTHER NEEDS ASSISTANCE	144,000,000		143,999,943	57	441,959	143,557,984	57
	414X-HOUSING ASSISTANCE	149,195,000		149,195,000		760,561	148,434,439	
	4152-CRISIS COUNSELING-SCC	2,424,122		2,424,122		725,617	1,698,505	
	MANUFACTURED HOUSING	84,149,952	685,933	83,325,097	824,854	13,572,439	69,752,658	138,921
TOTAL	440,425,917	685,933	439,600,996	824,920	22,784,171	416,816,825	138,987	
2-INFRASTRUCTURE	2594-INSPECTIONS	51,741,806	8,580,800	43,152,079	8,589,727	6,730,126	36,421,953	8,927
	416X-PUBLIC ASSISTANCE	1,096,050,000		1,095,761,279	288,721	390,763,761	704,997,518	288,721
	TOTAL	1,147,791,806	8,580,800	1,138,913,358	8,878,448	397,493,887	741,419,471	297,648
3-MITIGATION	2593-INSPECTIONS	1,000,000		954,629	45,371	513,696	440,933	45,371
	TOTAL	1,000,000		954,629	45,371	513,696	440,933	45,371
4-OPERATIONS	2507-MISSIONS-TA	700,110		700,000	110	328,310	371,690	110
	2508-MISSIONS-DFA	233,328,384		233,238,384	90,000	117,703,220	115,535,164	90,000
	TOTAL	234,028,494		233,938,384	90,110	118,031,530	115,906,854	90,110
5-ADMINISTRATION	11XX-SALARIES & BENEFITS	37,527,330		37,179,544	347,786		37,179,544	347,786
	21XX-TRAVEL	15,124,700	615	15,121,873	2,827	577,341	14,544,532	2,212
	22XX-TRANSPORTION	14,835,440	2,200,000	12,625,440	2,210,000	8,063,796	4,561,644	10,000
	23XX-RENT, COMM, UTILITIES	7,877,605	470,788	7,380,252	497,353	832,730	6,547,522	26,565
	24XX-PRINT & REPRO	288,500	10,837	262,366	26,134	17,331	245,035	15,297
	2501-MISSIONS-FOS	135,809,959		135,809,959		99,150,646	36,659,312	
	25XX-OTHER SERVICES	22,962,000	1,474,457	21,195,040	1,766,960	14,986,157	6,208,882	292,503
	26XX-SUPPLIES & MATERIALS	89,822,445	3,966,780	85,840,311	3,982,134	71,758,228	14,082,083	15,354
	31XX-EQUIPMENT	3,845,765	603,014	3,004,100	841,664	1,324,856	1,679,245	238,650
	32XX-LAND & STRUCTURES	94,293	12,038	82,255	12,038		82,255	
4101-URBAN SEARCH & RESCUE	6,216,000		5,963,794	252,206	5,339,601	624,194	252,206	
TOTAL	334,404,036	8,738,530	324,464,933	9,939,103	202,050,687	122,414,246	1,200,573	
GRAND TOTAL	2,157,650,253	18,005,263	2,137,872,300	19,777,953	740,873,971	1,396,998,329	1,772,690	

WILMA DECLARATIONS BY PROGRAM AREA

AS OF 09-30-2006

PROGRAM CODE	STATE NAME	PROGRAM AREA	ALLOCATIONS	UN-OBLIGATED COMMITMENTS	OBLIGATIONS	UN-OBLIGATED ALLOCATIONS(c)	LIQUIDATED OBLIGATIONS	EXPENDITURES	ALLOCATION AVAILABLE
1609DR	FLORIDA	1-HUMAN SERVICES	440,425,917	685,933	439,600,996	824,920	22,784,171	416,816,825	138,987
		2-INFRASTRUCTURE	1,147,791,806	8,580,800	1,138,913,358	8,878,448	397,493,887	741,419,471	297,648
		3-MITIGATION	1,000,000		954,629	45,371	513,696	440,933	45,371
		4-OPERATIONS	234,028,494		233,938,384	90,110	118,031,530	115,906,854	90,110
		5-ADMINISTRATION	334,404,036	8,738,530	324,464,933	9,939,103	202,050,687	122,414,246	1,200,573
		TOTAL	2,157,650,253	18,005,263	2,137,872,300	19,777,953	740,873,971	1,396,998,329	1,772,690
GRAND TOTAL			2,157,650,253	18,005,263	2,137,872,300	19,777,953	740,873,971	1,396,998,329	1,772,690

WILMA MISSION ASSIGNMENTS

AS OF 09-30-2006

OBLIGATIONS	
DHS AGENCIES	Total
FPS	20,021,512
NCS	40,000
USCG	120,000
Subtotal, DHS	20,181,512
OTHER AGENCIES	Total
CIA	200,000
CNCS	1,160,000
COE-SAD	292,886,445
DOC	200,000
DOD	3,550,000
DOE	55,000
DOI	28,384
DOT	35,249,501
EPA	440,000
GSA	130,000
HHS	9,395,000
NOAA	115,000
NPS	
SSA	200,000
USDA	330,000
USDJ	45,000
USFS	5,580,000
USFWS	
USGS	2,500
Subtotal, Other Agencies	349,566,830
Grand Total MA s	369,748,342



**FINANCIAL INFORMATION TOOL
FOR HURRICANE KATRINA, RITA, & WILMA DECLARATIONS ONLY
NOTES & TERMS**

ITEM	DESCRIPTION
21XX-TRAVEL OF PEOPLE	Travel & transportation costs of FEMA employees and evacuating disaster victims
22XX-TRANSPORT OF THINGS	Transporting things such as express mail and equipment
23XX-RENT, COMM, UTILITIES	JFO Office space, DRC Office space, phone lines, electricity, water, etc.
24XX-PRINT & REPRO	Quick Copy service, printing and duplicating , etc.
2501-MISSIONS-FOS	Federal Operational Support - OFA Administrative costs such as travel, overtime, etc.
2503-UNEMPLOYMENT	Unemployment assistance to disaster victims
2507-MISSIONS-TA	Technical Assistance - provided by an OFA to the State & Local Governments
2508-MISSIONS-DFA	Direct Federal Assistance - provided by OFAs to directly benefit the State/Local Government and/or citizens usually commodities and services like ice, water, meals, etc.
2576-LEGAL SERVICES	Provided to assist disaster victims
2592-INSPECTIONS IHP/IFG	To inspect individual disaster victim's homes to determine eligibility for FEMA assistance programs
2593-INSPECTIONS HMTAP	To provide inspections, reviews and other technical assistance related to the Hazard Mitigation Program
2594-INSPECTIONS PA TAC	To prepare preliminary damage assessments and damage survey reports for the Public Assistance Program
25XX-OTHER SERVICES	Other services provided by contract not otherwise categorized
26XX-SUPPLIES & MATERIALS	Office supplies, IT supplies, safety supplies, fuel, clothing, food, drinking water, parts, etc.
31XX-EQUIPMENT	Durable personal property that has an expected life of 1 year or more such as equipment, tools, computers, etc.
32XX-LAND & STRUCTURES	Real estate and permanent improvements to real estate
4101-URBAN SEARCH & RESCUE	Cost of searching for and rescuing disaster victims from the disaster site(s)
414X-HOUSING & OTHER NEEDS	Awards to disaster victims for rent, hotels, minimal repairs, replacement, etc.
4154-OTHER NEEDS	Awards to disaster victims for medical, dental, funeral, personal property, clothing, furniture, and similar needs
416X-PUBLIC ASSISTANCE	Grants to States for projects under Infrastructue also known as the Public Assistance Program
4173-HAZARD MITIGATION	Grants to States for projects under the Mitigation Program
CRISIS COUNSELING	Grants to States or to the National Institutes of Mental Health to assist disaster victims
DRC	Disaster Recovery Center for assisting disaster victims in applying for disaster assistance
JFO	Joint Field Office
MANUFACTURED HOUSING	Costs of setting up short term temporary housing for disaster victims including manufactured housing and pad setup
OFA	Other Federal Agency other than FEMA
PROGRAM CODE	Disaster Number
PROGRAM NAME	Identifies and groups costs associated with a specific FEMA Program
VENDOR ALPHA	Name of private company, OFA, or State/Local government with whom FEMA has contracted to provide commodities or services, or pay grants/awards

FINANCIAL INFORMATION TOOL
FOR HURRICANE KATRINA, RITA, & WILMA DECLARATIONS ONLY
VENDORS WITH CUMMULATIVE OBLIGATIONS GREATER THAN OR EQUAL TO \$50 MILLION IN DESCENDING ORDER BY OBLIGATIONS

AS OF 09-30-2006

VENDOR ALPHA	OBLIGATIONS	EXPENDITURES
LA OFFICE OF HOMELAND SECURITY	8,968,863,931.63	6,789,445,774.58
US ARMY CORPS OF ENGINEERS	4,784,691,383.54	1,729,335,538.47
MISSISSIPPI, STATE OF	2,889,797,925.71	1,956,380,860.89
FLORIDA BUREAU OF DISASTER	1,571,356,915.89	1,131,293,819.16
TX DEPARTMENT OF PUBLIC SAFETY	1,537,694,618.03	1,344,897,192.24
FLUOR DANIEL INC	1,498,538,878.22	1,176,433,159.76
DEPARTMENT OF DEFENSE	1,333,009,733.00	527,617,706.82
SHAW ENVIRONMENTAL & INFRASTRUCTURE	855,710,113.14	564,142,082.14
ENVIRONMENTAL PROTECTION AGENCY	747,957,967.00	10,284,694.10
CORPORATE LODGING CONSULTANTS, INC.	612,793,600.00	502,253,881.52
DEPARTMENT OF TRANSPORTATION	550,724,100.40	325,532,460.16
GULF STREAM COACH, INC.	547,697,225.00	538,269,979.00
BECHTEL NATIONAL, INC.	518,872,405.00	465,172,414.69
CH2M HILL CONSTRUCTORS, INC.	462,056,471.68	366,406,257.03
US COAST GUARD	450,570,401.00	20,455,459.28
US DEPARTMENT OF LABOR	438,804,795.58	437,780,947.98
USDA FOREST SERVICE	385,553,571.93	25,995,266.74
MORGAN BUILDINGS & SPAS, INC.	372,325,238.75	353,133,325.77
DEPARTMENT OF HEALTH AND HUMAN SERVICES	297,228,355.73	49,214,456.63
PRECISION HOMES	287,515,000.00	280,878,481.99
AMERICAN RED CROSS	284,186,814.20	248,948,173.63
FEDERAL PROTECTIVE SERVICE/DHS	250,218,541.43	63,808,412.04
AL EMERGENCY MANAGEMENT AGENCY	233,280,509.22	198,974,412.89
GENERAL SERVICES ADMINISTRATION	201,008,350.09	39,261,453.08
CLEARBROOK LLC	192,059,916.64	163,066,218.03
EMERGENCY RESPONSE PROG MANAGEMENT	177,192,837.68	140,356,034.62
FEMA GROUP TRAVEL	169,722,635.64	161,567,918.98
GBL'S	159,115,300.00	133,964,583.09
ALLTECH	148,376,934.09	108,967,006.96
PARTNERSHIP FOR RESPONSE & RECOVERY	145,923,648.52	112,383,943.78
NISTC	144,998,000.00	138,477,213.20
CMH MANUFACTURING, INC.	138,967,578.79	127,379,840.79
NORTH AMERICAN CATASTROPHE SVCS INC	127,793,643.64	123,363,282.92
BOURGET'S OF THE SOUTH, LLC	119,499,655.60	119,499,655.60
PRI/DJI, A RECONSTRUCTION JV	109,839,758.43	8,624,676.19
AMERICOLD LOGISTICS LLC	100,760,297.58	95,195,459.72
HOUSING & URBAN DEVELOPMENT	83,042,680.00	41,513,514.57
CHAMPION HOME BUILDERS CO	80,759,579.79	70,400,027.50
US BANK	75,687,540.61	33,502,684.88
CUSTOMS AND BORDER PROTECTION	61,072,817.00	8,294,745.00
DCRECOVERY SYSTEMS	58,709,444.40	2,449,932.52
CITIBANK	57,554,020.04	55,935,383.23
U S DEPARTMENT OF JUSTICE	55,794,600.00	8,368,616.39
Grand Total	32,287,327,734.62	20,799,226,948.56

FINANCIAL INFORMATION TOOL
FOR HURRICANE KATRINA, RITA, & WILMA DECLARATIONS ONLY
VENDORS WITH CUMMULATIVE OBLIGATIONS GREATER THAN OR EQUAL TO \$50 MILLION IN DESCENDING ORDER BY OBLIGATIONS
AS OF 09-30-2006

VENDOR ALPHA	PROGRAM NAME	PROG CODE	STATE NAME	EVENT NAME	OBLIGATIONS	EXPENDITURES	
LA OFFICE OF HOMELAND SECURITY	414X-HOUSING & OTHER NEEDS	1603DR	LOUISIANA	KATRINA	4,664,048,062.96	4,649,232,200.69	
		1607DR	LOUISIANA	RITA	513,345,832.72	511,239,188.67	
	416X-PUBLIC ASSISTANCE	1603DR	LOUISIANA	KATRINA	3,408,212,583.99	1,428,825,319.39	
		1607DR	LOUISIANA	RITA	358,310,233.96	185,310,849.32	
	4173-HAZARD MITIGATION	1603DR	LOUISIANA	KATRINA	2,468,240.00	745,987.74	
		1607DR	LOUISIANA	RITA	433,544.00	135,281.49	
	CRISIS COUNSELING	1603DR	LOUISIANA	KATRINA	22,045,434.00	13,956,947.28	
LA OFFICE OF HOMELAND SECURITY Total					8,968,863,931.63	6,789,445,774.58	
US ARMY CORPS OF ENGINEERS	23XX-RENT, COMM, UTILITIES	1603DR	LOUISIANA	KATRINA	517,000.00		
	2501-MISSIONS-FOS	1602DR	FLORIDA	KATRINA	115,000.00	43,894.71	
		1603DR	LOUISIANA	KATRINA	47,434,364.00	8,609,328.05	
		1604DR	MISSISSIPPI	KATRINA	454,778,262.13	123,222,916.27	
		1605DR	ALABAMA	KATRINA	30,300,000.00	11,897,129.62	
		1606DR	TEXAS	RITA	41,888,900.00	18,722,097.27	
		1607DR	LOUISIANA	RITA	1,675,000.00	977,992.73	
		1609DR	FLORIDA	WILMA	69,936,445.45	13,499,327.67	
		3213EM	MISSISSIPPI	KATRINA	160,561.11	56,404.93	
		3214EM	ALABAMA	KATRINA		(6,303.51)	
		3259EM	FLORIDA	RITA	155,000.00	24,459.06	
		3261EM	TEXAS	RITA	5,580,000.00	476,317.93	
		2507-MISSIONS-TA	1603DR	LOUISIANA	KATRINA	5,500,000.00	1,867,825.18
			1604DR	MISSISSIPPI	KATRINA	243,255.98	129,809.05
			1606DR	TEXAS	RITA	150,000.00	10,593.51
	1607DR		LOUISIANA	RITA	600,000.00	284,035.25	
	1609DR		FLORIDA	WILMA	600,000.00	368,640.11	
	2508-MISSIONS-DFA	1603DR	LOUISIANA	KATRINA	1,971,257,000.00	726,095,224.11	
		1604DR	MISSISSIPPI	KATRINA	1,271,755,594.87	332,471,034.84	
		1605DR	ALABAMA	KATRINA	151,000,000.00	56,542,356.11	
		1606DR	TEXAS	RITA	215,350,000.00	174,353,892.47	
		1607DR	LOUISIANA	RITA	285,250,000.00	144,159,675.86	
		1609DR	FLORIDA	WILMA	222,350,000.00	115,528,887.25	
		3260EM	LOUISIANA	RITA			
		3261EM	TEXAS	RITA	5,000,000.00		
		25XX-OTHER SERVICES	1603DR	LOUISIANA	KATRINA	3,095,000.00	
	US ARMY CORPS OF ENGINEERS Total					4,784,691,383.54	1,729,335,538.47
	MISSISSIPPI, STATE OF	414X-HOUSING & OTHER NEEDS	1604DR	MISSISSIPPI	KATRINA	1,152,588,545.87	1,145,129,429.73
		416X-PUBLIC ASSISTANCE	1604DR	MISSISSIPPI	KATRINA	1,721,160,110.84	807,959,947.16
		4173-HAZARD MITIGATION	1604DR	MISSISSIPPI	KATRINA	13,046,291.00	288,506.00
CRISIS COUNSELING		1604DR	MISSISSIPPI	KATRINA	3,002,978.00	3,002,978.00	
MISSISSIPPI, STATE OF Total					2,889,797,925.71	1,956,380,860.89	
FLORIDA BUREAU OF DISASTER	414X-HOUSING & OTHER NEEDS	1609DR	FLORIDA	WILMA	293,195,000.00	291,992,480.00	
	416X-PUBLIC ASSISTANCE	1602DR	FLORIDA	KATRINA	155,206,007.35	118,068,704.46	
		1609DR	FLORIDA	WILMA	1,095,761,278.94	704,997,518.37	
		3220EM	FLORIDA	KATRINA	7,845,818.93	2,356,487.12	
		3259EM	FLORIDA	RITA	8,934,899.67	5,216,691.81	
	CRISIS COUNSELING	1604DR	MISSISSIPPI	KATRINA	7,989,789.00	6,963,432.60	
1609DR		FLORIDA	WILMA	2,424,122.00	1,698,504.80		
FLORIDA BUREAU OF DISASTER Total					1,571,356,915.89	1,131,293,819.16	
TX DEPARTMENT OF PUBLIC SAFETY	414X-HOUSING & OTHER NEEDS	1606DR	TEXAS	RITA	508,764,000.00	505,528,173.67	
	4154-OTHER NEEDS	1606DR	TEXAS	RITA	71,880,000.00	70,718,318.62	
	416X-PUBLIC ASSISTANCE	1606DR	TEXAS	RITA	363,447,217.25	261,315,507.99	
		3216EM	TEXAS	KATRINA	548,283,205.97	495,235,447.18	
		3261EM	TEXAS	RITA	6,071,039.81	5,669,300.90	

VENDOR ALPHA	PROGRAM NAME	PROG CODE	STATE NAME	EVENT NAME	OBLIGATIONS	EXPENDITURES
	4173-HAZARD MITIGATION	1606DR	TEXAS	RITA	28,053,694.00	21,902.12
	CRISIS COUNSELING	1603DR	LOUISIANA	KATRINA	9,638,246.00	5,757,799.76
		1606DR	TEXAS	RITA	1,557,215.00	650,742.00
TX DEPARTMENT OF PUBLIC SAFETY Total					1,537,694,618.03	1,344,897,192.24
FLUOR DANIEL INC	2594-INSPECTIONS PA TAC	1602DR	FLORIDA	KATRINA	2,800,000.00	2,110,982.33
		1603DR	LOUISIANA	KATRINA	87,833,000.00	58,667,321.67
		1604DR	MISSISSIPPI	KATRINA	34,390,000.00	27,150,375.85
		1605DR	ALABAMA	KATRINA	742,000.00	575,087.02
		1606DR	TEXAS	RITA	7,550,000.00	6,612,478.26
		1607DR	LOUISIANA	RITA	5,915,000.00	4,510,105.30
		1609DR	FLORIDA	WILMA	12,557,000.00	9,987,895.81
		3216EM	TEXAS	KATRINA	3,248,000.00	2,184,299.82
		3223EM	UTAH	KATRINA	9,000.00	
	MANUFACTURED HOUSING	1603DR	LOUISIANA	KATRINA	1,335,069,940.22	1,060,316,816.00
		1605DR	ALABAMA	KATRINA	1,816,792.00	1,258,973.65
		1606DR	TEXAS	RITA	5,095,563.00	2,469,859.49
		1609DR	FLORIDA	WILMA	1,512,583.00	588,964.56
FLUOR DANIEL INC Total					1,498,538,878.22	1,176,433,159.76
DEPARTMENT OF DEFENSE	2501-MISSIONS-FOS	1602DR	FLORIDA	KATRINA	100,000.00	
		1603DR	LOUISIANA	KATRINA	111,197,000.00	29,063,148.55
		1604DR	MISSISSIPPI	KATRINA	770,190,415.41	304,502,874.73
		1605DR	ALABAMA	KATRINA	2,669,482.21	12,200.68
		1606DR	TEXAS	RITA	23,100,000.00	20,676.01
		1607DR	LOUISIANA	RITA		
		1609DR	FLORIDA	WILMA	2,650,000.00	859,034.82
		3212EM	LOUISIANA	KATRINA	250,000.00	
		3213EM	MISSISSIPPI	KATRINA	10,000.00	8,102.84
		3214EM	ALABAMA	KATRINA		
		3216EM	TEXAS	KATRINA	20,000.00	
		3259EM	FLORIDA	RITA	255,000.00	
		3260EM	LOUISIANA	RITA		
		3261EM	TEXAS	RITA	11,315,000.00	3,190,786.76
	2507-MISSIONS-TA	1603DR	LOUISIANA	KATRINA	384,500.00	
	2508-MISSIONS-DFA	1603DR	LOUISIANA	KATRINA	28,684,426.88	5,185,985.97
		1604DR	MISSISSIPPI	KATRINA	54,950,344.86	4,125,267.52
		1606DR	TEXAS	RITA	2,810,000.00	
		1607DR	LOUISIANA	RITA	11,000,000.00	1,576,361.33
		1609DR	FLORIDA	WILMA	900,000.00	6,276.58
		3216EM	TEXAS	KATRINA		
		3260EM	LOUISIANA	RITA		
	25XX-OTHER SERVICES	1603DR	LOUISIANA	KATRINA	16,082.04	1,607.04
		1604DR	MISSISSIPPI	KATRINA	355,758.48	299,210.76
		1605DR	ALABAMA	KATRINA	79,950.24	
	26XX-SUPPLIES & MATERIALS	1603DR	LOUISIANA	KATRINA	149,535,482.19	91,588,158.78
		1604DR	MISSISSIPPI	KATRINA	90,958,532.13	87,008,294.29
		1609DR	FLORIDA	WILMA	70,371,168.00	
	31XX-EQUIPMENT	1603DR	LOUISIANA	KATRINA	250,000.00	82,940.00
	MANUFACTURED HOUSING	1603DR	LOUISIANA	KATRINA	451,276.92	
		1604DR	MISSISSIPPI	KATRINA	425,363.40	86,780.16
		1606DR	TEXAS	RITA	79,950.24	
DEPARTMENT OF DEFENSE Total					1,333,009,733.00	527,617,706.82
SHAW ENVIRONMENTAL & INFRASTRUCTURE	25XX-OTHER SERVICES	1603DR	LOUISIANA	KATRINA	100,000.00	
		1606DR	TEXAS	RITA	985,706.00	652,396.51
	MANUFACTURED HOUSING	1603DR	LOUISIANA	KATRINA	807,565,252.58	531,356,303.10
		1604DR	MISSISSIPPI	KATRINA	1,525,362.37	1,525,362.37
		1605DR	ALABAMA	KATRINA	8,923,515.19	4,563,813.19
		1606DR	TEXAS	RITA	32,708,425.00	23,144,587.49
		1607DR	LOUISIANA	RITA	1,503,895.00	1,503,895.00

VENDOR ALPHA	PROGRAM NAME	PROG CODE	STATE NAME	EVENT NAME	OBLIGATIONS	EXPENDITURES
		1609DR	FLORIDA	WILMA	2,397,957.00	1,395,724.48
SHAW ENVIRONMENTAL & INFRASTRUCTURE Total					855,710,113.14	564,142,082.14
ENVIRONMENTAL PROTECTION AGENCY	2501-MISSIONS-FOS	1602DR	FLORIDA	KATRINA	20,000.00	
		1603DR	LOUISIANA	KATRINA	22,517,000.00	
		1604DR	MISSISSIPPI	KATRINA	2,529,200.00	749,561.82
		1605DR	ALABAMA	KATRINA	10,000.00	4,164.37
		1606DR	TEXAS	RITA	10,000.00	
		1609DR	FLORIDA	WILMA	40,000.00	4,264.10
		3213EM	MISSISSIPPI	KATRINA	10,000.00	6,188.73
		3214EM	ALABAMA	KATRINA		
		3259EM	FLORIDA	RITA	10,000.00	
		3260EM	LOUISIANA	RITA	25,000.00	
		3261EM	TEXAS	RITA	1,244,830.00	
	2507-MISSIONS-TA	1603DR	LOUISIANA	KATRINA	2,500,000.00	
		1604DR	MISSISSIPPI	KATRINA	12,300,000.00	1,543,422.91
		1605DR	ALABAMA	KATRINA	3,000,000.00	160,530.18
		1609DR	FLORIDA	WILMA	100,000.00	3,049.85
		3214EM	ALABAMA	KATRINA		
	2508-MISSIONS-DFA	1603DR	LOUISIANA	KATRINA	197,000,000.00	
		1604DR	MISSISSIPPI	KATRINA	55,500,000.00	6,805,792.79
		1605DR	ALABAMA	KATRINA	17,000,000.00	1,007,719.35
		1607DR	LOUISIANA	RITA	39,500,000.00	
		1609DR	FLORIDA	WILMA	300,000.00	
	25XX-OTHER SERVICES	1603DR	LOUISIANA	KATRINA	258,065,898.00	
		1607DR	LOUISIANA	RITA	136,276,039.00	
ENVIRONMENTAL PROTECTION AGENCY Total					747,957,967.00	10,284,694.10
CORPORATE LODGING CONSULTANTS, INC.	21XX-TRAVEL OF PEOPLE	1604DR	MISSISSIPPI	KATRINA	45,000.00	44,537.10
	2592-INSPECTIONS IHP/IFG	1603DR	LOUISIANA	KATRINA	38,052,000.00	23,970,221.39
		1604DR	MISSISSIPPI	KATRINA	18,120,000.00	
		1605DR	ALABAMA	KATRINA	4,530,000.00	1,150,400.00
		1606DR	TEXAS	RITA	17,214,000.00	4,165,867.49
		1607DR	LOUISIANA	RITA	12,684,000.00	
	25XX-OTHER SERVICES	1603DR	LOUISIANA	KATRINA	227,989,384.00	223,535,525.80
		1604DR	MISSISSIPPI	KATRINA	108,724,206.00	98,399,351.36
		1605DR	ALABAMA	KATRINA	26,102,430.00	23,619,751.29
		1606DR	TEXAS	RITA	90,560,262.00	76,671,185.87
		1607DR	LOUISIANA	RITA	68,772,318.00	50,697,041.22
	MANUFACTURED HOUSING	1604DR	MISSISSIPPI	KATRINA		
		1605DR	ALABAMA	KATRINA		
		1606DR	TEXAS	RITA		
CORPORATE LODGING CONSULTANTS, INC. Total					612,793,600.00	502,253,881.52
DEPARTMENT OF TRANSPORTATION	21XX-TRAVEL OF PEOPLE	1604DR	MISSISSIPPI	KATRINA		
	2501-MISSIONS-FOS	1602DR	FLORIDA	KATRINA	2,018,500.00	1,004,748.78
		1603DR	LOUISIANA	KATRINA	58,366,031.97	18,171,466.98
		1604DR	MISSISSIPPI	KATRINA	65,010,844.00	44,362,610.27
		1605DR	ALABAMA	KATRINA	24,158,500.00	13,416,939.81
		1606DR	TEXAS	RITA	30,480,741.76	22,168,554.16
		1607DR	LOUISIANA	RITA	25,110,000.00	17,726,615.31
		1609DR	FLORIDA	WILMA	35,249,501.19	21,615,069.93
		3212EM	LOUISIANA	KATRINA	1,120,000.00	134,839.68
		3213EM	MISSISSIPPI	KATRINA	52,700.00	16,914.58
		3214EM	ALABAMA	KATRINA		
		3215EM	ARKANSAS	KATRINA	50,000.00	
		3216EM	TEXAS	KATRINA	632,825.82	632,825.82
		3259EM	FLORIDA	RITA	10,000.00	
		3261EM	TEXAS	RITA	1,570,802.08	870,802.08
	2507-MISSIONS-TA	1604DR	MISSISSIPPI	KATRINA	50,000.00	
	2508-MISSIONS-DFA	1603DR	LOUISIANA	KATRINA	299,190,094.92	182,674,102.87

VENDOR ALPHA	PROGRAM NAME	PROG CODE	STATE NAME	EVENT NAME	OBLIGATIONS	EXPENDITURES
		1604DR	MISSISSIPPI	KATRINA	3,353,213.00	
		1607DR	LOUISIANA	RITA	2,500,000.00	1,436,624.23
		3215EM	ARKANSAS	KATRINA	500,000.00	
		3216EM	TEXAS	KATRINA	1,300,345.66	1,300,345.66
		3260EM	LOUISIANA	RITA		
DEPARTMENT OF TRANSPORTATION Total					550,724,100.40	325,532,460.16
GULF STREAM COACH, INC.	22XX-TRANSPORT OF THINGS	1603DR	LOUISIANA	KATRINA	26,319,725.00	17,228,213.00
	MANUFACTURED HOUSING	1603DR	LOUISIANA	KATRINA	347,184,713.00	347,166,967.00
		1604DR	MISSISSIPPI	KATRINA	73,885,500.00	73,879,325.00
		1605DR	ALABAMA	KATRINA	100,307,287.00	99,995,474.00
GULF STREAM COACH, INC. Total					547,697,225.00	538,269,979.00
BECHTEL NATIONAL, INC.	25XX-OTHER SERVICES	1604DR	MISSISSIPPI	KATRINA	21,421,522.00	13,418,176.98
	MANUFACTURED HOUSING	1603DR	LOUISIANA	KATRINA	1,117,125.00	(406,387.19)
		1604DR	MISSISSIPPI	KATRINA	496,333,758.00	452,160,624.90
BECHTEL NATIONAL, INC. Total					518,872,405.00	465,172,414.69
CH2M HILL CONSTRUCTORS, INC.	2507-MISSIONS-TA	1604DR	MISSISSIPPI	KATRINA		
	2592-INSPECTIONS IHP/IFG	1604DR	MISSISSIPPI	KATRINA	1,694,942.12	530,668.32
	MANUFACTURED HOUSING	1603DR	LOUISIANA	KATRINA	236,988,311.02	191,189,740.75
		1604DR	MISSISSIPPI	KATRINA	149,754,619.58	118,467,563.43
		1605DR	ALABAMA	KATRINA	36,697,538.02	25,722,039.94
		1606DR	TEXAS	RITA	36,921,060.94	30,496,244.59
CH2M HILL CONSTRUCTORS, INC. Total					462,056,471.68	366,406,257.03
US COAST GUARD	2501-MISSIONS-FOS	1602DR	FLORIDA	KATRINA	1.00	
		1603DR	LOUISIANA	KATRINA	3,275,000.00	411,709.42
		1604DR	MISSISSIPPI	KATRINA	13,970,000.00	932,341.29
		1605DR	ALABAMA	KATRINA	2,275,000.00	338,223.22
		1606DR	TEXAS	RITA	100,000.00	
		1609DR	FLORIDA	WILMA	50,000.00	
		3214EM	ALABAMA	KATRINA		
		3259EM	FLORIDA	RITA	16,000.00	
		3260EM	LOUISIANA	RITA	25,000.00	
		3261EM	TEXAS	RITA	200,000.00	
	2507-MISSIONS-TA	1603DR	LOUISIANA	KATRINA	37,500.00	
	2508-MISSIONS-DFA	1603DR	LOUISIANA	KATRINA	165,000,000.00	16,045,506.04
		1604DR	MISSISSIPPI	KATRINA	17,000,000.00	553.66
		1605DR	ALABAMA	KATRINA		
		1606DR	TEXAS	RITA	8,000,000.00	2,727,125.65
		1607DR	LOUISIANA	RITA	18,400,000.00	
		1609DR	FLORIDA	WILMA	70,000.00	
	2594-INSPECTIONS PA TAC	1603DR	LOUISIANA	KATRINA	151,900.00	
		1604DR	MISSISSIPPI	KATRINA	222,000,000.00	
US COAST GUARD Total					450,570,401.00	20,455,459.28
US DEPARTMENT OF LABOR	2501-MISSIONS-FOS	1603DR	LOUISIANA	KATRINA		
		1604DR	MISSISSIPPI	KATRINA	1,025,850.58	14,945.96
	2503-UNEMPLOYMENT	1603DR	LOUISIANA	KATRINA	320,361,035.00	320,348,092.02
		1604DR	MISSISSIPPI	KATRINA	88,450,000.00	88,450,000.00
		1605DR	ALABAMA	KATRINA	1,372,364.00	1,372,364.00
		1606DR	TEXAS	RITA	9,759,933.00	9,759,933.00
		1607DR	LOUISIANA	RITA	11,785,488.00	11,785,488.00
		1609DR	FLORIDA	WILMA	6,050,125.00	6,050,125.00
US DEPARTMENT OF LABOR Total					438,804,795.58	437,780,947.98
USDA FOREST SERVICE	2501-MISSIONS-FOS	1602DR	FLORIDA	KATRINA	735,000.00	587,978.77
		1603DR	LOUISIANA	KATRINA	140,288,783.93	16,890,923.37
		1604DR	MISSISSIPPI	KATRINA	8,607,000.00	451,103.86
		1605DR	ALABAMA	KATRINA	1,280,000.00	24,494.54
		1606DR	TEXAS	RITA	124,330,000.00	3,119,903.05
		1609DR	FLORIDA	WILMA	5,910,000.00	640,473.80
		3213EM	MISSISSIPPI	KATRINA	80,288.00	9,689.98

VENDOR ALPHA	PROGRAM NAME	PROG CODE	STATE NAME	EVENT NAME	OBLIGATIONS	EXPENDITURES	
		3214EM	ALABAMA	KATRINA			
		3216EM	TEXAS	KATRINA	5,000.00		
		3217EM	TENNESSEE	KATRINA			
		3218EM	GEORGIA	KATRINA			
		3222EM	NORTH CAROLINA	KATRINA			
		3231EM	KENTUCKY	KATRINA			
		3233EM	SOUTH CAROLINA	KATRINA			
		3241EM	ARIZONA	KATRINA	2,000,000.00	94,499.15	
		3259EM	FLORIDA	RITA	740,000.00	13,984.12	
		3261EM	TEXAS	RITA	21,155,000.00	1,485.84	
		2507-MISSIONS-TA	1602DR	FLORIDA	KATRINA	10,000.00	
			1604DR	MISSISSIPPI	KATRINA	62,500.00	
		2508-MISSIONS-DFA	1603DR	LOUISIANA	KATRINA	10,000,000.00	
			1604DR	MISSISSIPPI	KATRINA	6,700,000.00	1,053,956.90
			1606DR	TEXAS	RITA	650,000.00	
			1607DR	LOUISIANA	RITA	40,500,000.00	236,859.17
			3216EM	TEXAS	KATRINA	22,500,000.00	2,869,914.19
USDA FOREST SERVICE Total					385,553,571.93	25,995,266.74	
MORGAN BUILDINGS & SPAS, INC.	25XX-OTHER SERVICES	1603DR	LOUISIANA	KATRINA	348.75		
		1606DR	TEXAS	RITA	14,996.00	14,996.00	
	31XX-EQUIPMENT	1603DR	LOUISIANA	KATRINA	125,000.00	125,000.00	
	MANUFACTURED HOUSING	1603DR	LOUISIANA	KATRINA	114,362,394.00	95,170,829.77	
		1604DR	MISSISSIPPI	KATRINA	244,122,500.00	244,122,500.00	
1605DR	ALABAMA	KATRINA	13,700,000.00	13,700,000.00			
MORGAN BUILDINGS & SPAS, INC. Total					372,325,238.75	353,133,325.77	
DEPARTMENT OF HEALTH AND HUMAN SERVICES	2501-MISSIONS-FOS	1602DR	FLORIDA	KATRINA	365,000.00		
		1603DR	LOUISIANA	KATRINA	615,000.00		
		1604DR	MISSISSIPPI	KATRINA	695,000.00		
		1605DR	ALABAMA	KATRINA	50,000.00		
		1606DR	TEXAS	RITA	21,000,000.00		
		1609DR	FLORIDA	WILMA	1,230,000.00		
		3213EM	MISSISSIPPI	KATRINA	50,000.00		
		3214EM	ALABAMA	KATRINA			
		3215EM	ARKANSAS	KATRINA	10,000.00		
		3216EM	TEXAS	KATRINA	80,000.00		
		3217EM	TENNESSEE	KATRINA	2,000.00		
		3218EM	GEORGIA	KATRINA	52,000.00		
		3222EM	NORTH CAROLINA	KATRINA	2,000.00		
		3231EM	KENTUCKY	KATRINA	2,000.00		
		3233EM	SOUTH CAROLINA	KATRINA	2,000.00		
		3259EM	FLORIDA	RITA	10,000.00		
		3261EM	TEXAS	RITA	35,180,000.00		
		2507-MISSIONS-TA	1603DR	LOUISIANA	KATRINA	30,000.00	
			1604DR	MISSISSIPPI	KATRINA	207,500.00	
			3217EM	TENNESSEE	KATRINA	5,000.00	
		2508-MISSIONS-DFA	1603DR	LOUISIANA	KATRINA	82,686,996.52	
	1604DR		MISSISSIPPI	KATRINA	64,815,500.00	2,745,265.75	
	1605DR		ALABAMA	KATRINA			
	1607DR		LOUISIANA	RITA	20,100,000.00		
	1609DR		FLORIDA	WILMA	8,165,000.00		
	3215EM		ARKANSAS	KATRINA	3,000,000.00		
	3216EM		TEXAS	KATRINA	10,000,000.00		
	3237EM		ALABAMA	KATRINA	1,000,000.00		
	3260EM		LOUISIANA	RITA			
	25XX-OTHER SERVICES		1602DR	FLORIDA	KATRINA	52,530.85	47,302.71
	1603DR	LOUISIANA	KATRINA	5,619,675.53	4,635,783.34		
	1604DR	MISSISSIPPI	KATRINA	2,952,332.66	2,952,332.66		
	1605DR	ALABAMA	KATRINA	305,500.00	205,500.00		

VENDOR ALPHA	PROGRAM NAME	PROG CODE	STATE NAME	EVENT NAME	OBLIGATIONS	EXPENDITURES		
	26XX-SUPPLIES & MATERIALS	1606DR	TEXAS	RITA	1,487,729.17	1,487,729.17		
		1609DR	FLORIDA	WILMA	11,000.00	11,000.00		
		1603DR	LOUISIANA	KATRINA	180,001.00	180,001.00		
		1604DR	MISSISSIPPI	KATRINA	3,050,000.00	3,050,000.00		
		1606DR	TEXAS	RITA	15,048.00			
		1603DR	LOUISIANA	KATRINA	7,722,630.00	7,722,630.00		
	CRISIS COUNSELING	1604DR	MISSISSIPPI	KATRINA	13,616,778.00	13,316,778.00		
		1605DR	ALABAMA	KATRINA	758,101.00	758,101.00		
		1606DR	TEXAS	RITA	1,546,988.00	1,546,988.00		
		1607DR	LOUISIANA	RITA	2,308,237.00	2,308,237.00		
		1609DR	FLORIDA	WILMA	8,246,808.00	8,246,808.00		
		DEPARTMENT OF HEALTH AND HUMAN SERVICES Total					297,228,355.73	49,214,456.63
		PRECISION HOMES	MANUFACTURED HOUSING	1603DR	LOUISIANA	KATRINA	125,000,000.00	125,000,000.00
		1605DR	ALABAMA	KATRINA	162,515,000.00	155,878,481.99		
PRECISION HOMES Total					287,515,000.00	280,878,481.99		
AMERICAN RED CROSS	2501-MISSIONS-FOS	1603DR	LOUISIANA	KATRINA	50,000.00	11,159.43		
		1606DR	TEXAS	RITA				
		3232EM	MISSOURI	KATRINA				
	25XX-OTHER SERVICES	3261EM	TEXAS	RITA				
		1603DR	LOUISIANA	KATRINA	125,400,000.00	110,000,000.00		
		1604DR	MISSISSIPPI	KATRINA	59,850,000.00	52,500,000.00		
		1605DR	ALABAMA	KATRINA	14,250,000.00	12,500,000.00		
		1606DR	TEXAS	RITA	47,387,014.20	41,437,014.20		
		1607DR	LOUISIANA	RITA	37,050,000.00	32,500,000.00		
		1604DR	MISSISSIPPI	KATRINA	199,800.00			
	31XX-EQUIPMENT							
AMERICAN RED CROSS Total					284,186,814.20	248,948,173.63		
FEDERAL PROTECTIVE SERVICE/DHS	2501-MISSIONS-FOS	1603DR	LOUISIANA	KATRINA	156,783,020.00	61,833,932.20		
		1604DR	MISSISSIPPI	KATRINA	28,452,766.73	1,297,071.03		
		1605DR	ALABAMA	KATRINA	5,452,500.00	54,484.91		
		1606DR	TEXAS	RITA	7,668,816.80			
		1607DR	LOUISIANA	RITA	5,000,000.00			
		1609DR	FLORIDA	WILMA	19,871,511.90			
		3213EM	MISSISSIPPI	KATRINA	188,608.00			
		3214EM	ALABAMA	KATRINA	31,478.00			
		3215EM	ARKANSAS	KATRINA	460,000.00			
		3216EM	TEXAS	KATRINA	7,000,000.00			
		3259EM	FLORIDA	RITA	10,000.00			
		3260EM	LOUISIANA	RITA	125,000.00			
		3261EM	TEXAS	RITA	100,000.00			
		2507-MISSIONS-TA	1603DR	LOUISIANA	KATRINA			
		2508-MISSIONS-DFA	1603DR	LOUISIANA	KATRINA			
			1604DR	MISSISSIPPI	KATRINA	700,000.00	168,610.50	
			1609DR	FLORIDA	WILMA	150,000.00		
	3260EM		LOUISIANA	RITA	100,000.00			
	25XX-OTHER SERVICES	1602DR	FLORIDA	KATRINA	5,616,000.00			
		1603DR	LOUISIANA	KATRINA	12,110,256.00	70,272.00		
		1604DR	MISSISSIPPI	KATRINA	328,312.00	313,769.40		
		1605DR	ALABAMA	KATRINA	70,272.00	70,272.00		
	FEDERAL PROTECTIVE SERVICE/DHS Total					250,218,541.43	63,808,412.04	
	AL EMERGENCY MANAGEMENT AGENCY	414X-HOUSING & OTHER NEEDS	1605DR	ALABAMA	KATRINA	121,193,238.63	118,012,379.12	
		416X-PUBLIC ASSISTANCE	1605DR	ALABAMA	KATRINA	97,701,264.55	75,140,424.73	
			3237EM	ALABAMA	KATRINA	2,840,416.04	2,803,154.19	
		4173-HAZARD MITIGATION	1605DR	ALABAMA	KATRINA	7,694,402.00	448,132.87	
CRISIS COUNSELING		1605DR	ALABAMA	KATRINA	3,851,188.00	2,570,321.98		
AL EMERGENCY MANAGEMENT AGENCY Total					233,280,509.22	198,974,412.89		
GENERAL SERVICES ADMINISTRATION	21XX-TRAVEL OF PEOPLE	1603DR	LOUISIANA	KATRINA	69,201.94	22,940.29		
		1604DR	MISSISSIPPI	KATRINA	32,208.00	22,882.50		
		1605DR	ALABAMA	KATRINA	47,790.83	43,818.77		

VENDOR ALPHA	PROGRAM NAME	PROG CODE	STATE NAME	EVENT NAME	OBLIGATIONS	EXPENDITURES	
	22XX-TRANSPORT OF THINGS	1602DR	FLORIDA	KATRINA	20,000.00	2,612.05	
		1603DR	LOUISIANA	KATRINA	4,256,000.00	375,806.91	
		1604DR	MISSISSIPPI	KATRINA	1,042,090.88	160,984.13	
		1605DR	ALABAMA	KATRINA	401,600.00	25,568.46	
		1606DR	TEXAS	RITA	92,080.00	38,970.50	
		1607DR	LOUISIANA	RITA	11,601.35	3,812.21	
		1609DR	FLORIDA	WILMA	560,000.00	21,134.82	
		3215EM	ARKANSAS	KATRINA	25.38	25.38	
		3216EM	TEXAS	KATRINA	4,682.74	4,682.74	
		3224EM	COLORADO	KATRINA	16.21		
		23XX-RENT, COMM, UTILITIES	1602DR	FLORIDA	KATRINA	300,000.00	300,000.00
	1603DR		LOUISIANA	KATRINA	7,827,356.00	6,534,349.24	
	1604DR		MISSISSIPPI	KATRINA	8,686,547.00	8,542,208.63	
	1605DR		ALABAMA	KATRINA	717,099.00	643,984.00	
	1606DR		TEXAS	RITA	3,164,396.00	3,164,396.00	
	1607DR		LOUISIANA	RITA	2,067,847.00	1,836,790.00	
	1609DR		FLORIDA	WILMA	3,370,697.00	2,780,964.94	
	3214EM		ALABAMA	KATRINA	30,000.00	30,000.00	
	1602DR		FLORIDA	KATRINA	165,000.00	1,442.89	
	1603DR		LOUISIANA	KATRINA	6,849,500.00	339,888.44	
	2501-MISSIONS-FOS		1604DR	MISSISSIPPI	KATRINA	62,448,130.36	1,411,268.03
		1605DR	ALABAMA	KATRINA	11,333,000.00	615,734.74	
		1606DR	TEXAS	RITA	370,000.00	45,574.60	
		1607DR	LOUISIANA	RITA	5,528,185.00	37,963.70	
		1609DR	FLORIDA	WILMA	170,000.00	41,141.76	
		3212EM	LOUISIANA	KATRINA			
		3213EM	MISSISSIPPI	KATRINA	1,770,000.00	69,666.60	
		3214EM	ALABAMA	KATRINA			
		3215EM	ARKANSAS	KATRINA	60,000.00	7,451.56	
		3216EM	TEXAS	KATRINA	285,000.00	7,872.19	
		3224EM	COLORADO	KATRINA			
		3259EM	FLORIDA	RITA	10,000.00		
		3261EM	TEXAS	RITA	520,000.00		
		2508-MISSIONS-DFA	1603DR	LOUISIANA	KATRINA	1,000,000.00	
			1604DR	MISSISSIPPI	KATRINA		
	1609DR		FLORIDA	WILMA			
	3212EM		LOUISIANA	KATRINA	1,500,000.00	2,096.06	
	3223EM		UTAH	KATRINA			
	25XX-OTHER SERVICES	1603DR	LOUISIANA	KATRINA	10,123,759.00	5,668,914.74	
		1604DR	MISSISSIPPI	KATRINA	59,030,407.95	5,995,901.49	
		1605DR	ALABAMA	KATRINA	157,038.00	2,000.00	
		1606DR	TEXAS	RITA	602,228.00	309,671.71	
		1607DR	LOUISIANA	RITA	387,500.00		
		1609DR	FLORIDA	WILMA	5,936,309.00	88,933.00	
	26XX-SUPPLIES & MATERIALS	1603DR	LOUISIANA	KATRINA	1,053.45		
		1604DR	MISSISSIPPI	KATRINA	60,000.00	60,000.00	
	GENERAL SERVICES ADMINISTRATION Total					201,008,350.09	39,261,453.08
CLEARBROOK LLC	23XX-RENT, COMM, UTILITIES	1603DR	LOUISIANA	KATRINA	21,724,500.00	21,724,500.00	
	25XX-OTHER SERVICES	1603DR	LOUISIANA	KATRINA	43,743,792.00	14,951,102.99	
		1604DR	MISSISSIPPI	KATRINA	40,324.82	40,324.82	
	26XX-SUPPLIES & MATERIALS	1607DR	LOUISIANA	RITA	8,390,250.00	8,189,240.40	
	31XX-EQUIPMENT	1603DR	LOUISIANA	KATRINA	16,294,223.82	16,294,223.82	
	32XX-LAND & STRUCTURES	1603DR	LOUISIANA	KATRINA	4,559,846.00	4,559,846.00	
	MANUFACTURED HOUSING	1603DR	LOUISIANA	KATRINA	97,306,980.00	97,306,980.00	
CLEARBROOK LLC Total					192,059,916.64	163,066,218.03	
EMERGENCY RESPONSE PROG MANAGEMENT	2594-INSPECTIONS PA TAC	1602DR	FLORIDA	KATRINA	1,360,000.00	1,350,159.78	
		1603DR	LOUISIANA	KATRINA	126,183,037.68	95,765,098.11	
		1604DR	MISSISSIPPI	KATRINA	28,026,200.00	24,406,274.30	

VENDOR ALPHA	PROGRAM NAME	PROG CODE	STATE NAME	EVENT NAME	OBLIGATIONS	EXPENDITURES
		1606DR	TEXAS	RITA	3,328,800.00	3,207,325.98
		1609DR	FLORIDA	WILMA	15,025,700.00	12,461,802.70
		3215EM	ARKANSAS	KATRINA	1,583,900.00	1,521,498.99
		3216EM	TEXAS	KATRINA	1,545,400.00	1,526,539.64
		3229EM	NEW MEXICO	KATRINA	139,800.00	117,335.12
EMERGENCY RESPONSE PROG MANAGEMENT Total					177,192,837.68	140,356,034.62
FEMA GROUP TRAVEL	21XX-TRAVEL OF PEOPLE	1602DR	FLORIDA	KATRINA	2,063,994.12	1,778,793.65
		1603DR	LOUISIANA	KATRINA	64,929,163.42	61,615,313.30
		1604DR	MISSISSIPPI	KATRINA	41,997,703.86	39,129,444.24
		1605DR	ALABAMA	KATRINA	12,330,758.37	11,531,141.95
		1606DR	TEXAS	RITA	24,400,850.89	24,155,117.33
		1607DR	LOUISIANA	RITA	3,168,657.96	3,031,209.36
		1609DR	FLORIDA	WILMA	13,928,650.00	13,632,984.71
		3212EM	LOUISIANA	KATRINA	5,559.37	5,559.37
		3215EM	ARKANSAS	KATRINA	1,692,159.35	1,670,293.86
		3216EM	TEXAS	KATRINA	2,834,540.41	2,825,846.36
		3217EM	TENNESSEE	KATRINA	67,982.84	67,982.84
		3218EM	GEORGIA	KATRINA	767.15	767.15
		3219EM	OKLAHOMA	KATRINA	88,459.16	75,854.98
		3221EM	WEST VIRGINIA	KATRINA	26,021.70	26,021.70
		3223EM	UTAH	KATRINA	34,311.49	33,057.44
		3224EM	COLORADO	KATRINA	180,285.22	171,844.58
		3225EM	MICHIGAN	KATRINA	198,205.48	165,335.61
		3226EM	DISTRICT OF COLUMBIA	KATRINA	38,622.50	38,622.50
		3227EM	WASHINGTON	KATRINA	136,077.64	125,188.45
		3228EM	OREGON	KATRINA	20,421.63	14,240.63
		3229EM	NEW MEXICO	KATRINA	44,429.60	40,759.31
		3230EM	ILLINOIS	KATRINA	35,498.68	23,899.36
		3231EM	KENTUCKY	KATRINA	7,960.79	7,960.79
		3232EM	MISSOURI	KATRINA	230,804.50	218,704.11
		3233EM	SOUTH CAROLINA	KATRINA	40,089.27	40,089.27
		3234EM	SOUTH DAKOTA	KATRINA	8,827.91	7,771.22
		3235EM	PENNSYLVANIA	KATRINA	78,931.06	78,931.06
		3236EM	KANSAS	KATRINA	186.90	186.90
		3238EM	INDIANA	KATRINA		
		3239EM	IOWA	KATRINA	4,927.66	4,927.66
		3240EM	VIRGINIA	KATRINA	7,659.06	7,659.06
		3241EM	ARIZONA	KATRINA	179,424.02	171,058.51
		3242EM	MINNESOTA	KATRINA		
		3243EM	NEVADA	KATRINA	199,136.15	188,451.48
		3244EM	IDAHO	KATRINA	3,603.26	3,603.26
		3245EM	NEBRASKA	KATRINA	1,301.61	1,301.61
		3246EM	CONNECTICUT	KATRINA	19,927.66	6,209.38
		3247EM	NORTH DAKOTA	KATRINA	21,599.78	17,073.36
		3248EM	CALIFORNIA	KATRINA	332,362.04	325,886.91
		3249EM	WISCONSIN	KATRINA		
		3250EM	OHIO	KATRINA		
		3251EM	MARYLAND	KATRINA	52,711.86	52,711.86
		3252EM	MASSACHUSETTS	KATRINA	160,165.65	152,029.67
		3253EM	MONTANA	KATRINA	9,760.59	7,871.05
		3255EM	RHODE ISLAND	KATRINA	13,791.99	8,084.81
		3256EM	MAINE	KATRINA	6,000.00	293.91
		3257EM	NEW JERSEY	KATRINA	2,366.13	1,773.59
		3258EM	NEW HAMPSHIRE	KATRINA	6,000.00	625.64
		3259EM	FLORIDA	RITA	25,059.98	25,059.98
		3261EM	TEXAS	RITA	13,237.61	13,237.61
		3262EM	NEW YORK	KATRINA	73,300.00	66,758.28
		3263EM	DELAWARE	KATRINA	379.32	379.32

VENDOR ALPHA	PROGRAM NAME	PROG CODE	STATE NAME	EVENT NAME	OBLIGATIONS	EXPENDITURES
	MANUFACTURED HOUSING	1603DR	LOUISIANA	KATRINA		
FEMA GROUP TRAVEL Total					169,722,635.64	161,567,918.98
GBL'S	22XX-TRANSPORT OF THINGS	1602DR	FLORIDA	KATRINA	500,000.00	35,126.59
		1603DR	LOUISIANA	KATRINA	106,000,000.00	100,780,350.84
		1604DR	MISSISSIPPI	KATRINA	26,050,000.00	20,682,438.77
		1605DR	ALABAMA	KATRINA	10,060,800.00	4,252,576.64
		1606DR	TEXAS	RITA	2,302,000.00	1,912,603.46
		1607DR	LOUISIANA	RITA	200,000.00	198,180.70
		1609DR	FLORIDA	WILMA	14,000,000.00	6,101,420.09
	25XX-OTHER SERVICES	1603DR	LOUISIANA	KATRINA	2,500.00	1,886.00
GBL'S Total					159,115,300.00	133,964,583.09
ALLTECH	2592-INSPECTIONS IHP/IFG	1603DR	LOUISIANA	KATRINA	51,193,807.26	38,577,755.83
		1605DR	ALABAMA	KATRINA	19,852,761.79	8,824,046.08
		1606DR	TEXAS	RITA	43,555,358.00	32,264,766.68
		1607DR	LOUISIANA	RITA	15,708,751.04	12,106,449.28
		1609DR	FLORIDA	WILMA	18,066,256.00	17,193,989.09
ALLTECH Total					148,376,934.09	108,967,006.96
PARTNERSHIP FOR RESPONSE & RECOVERY	2592-INSPECTIONS IHP/IFG	1603DR	LOUISIANA	KATRINA	52,256,689.09	38,507,598.45
		1604DR	MISSISSIPPI	KATRINA	51,656,956.48	39,679,482.60
		1606DR	TEXAS	RITA	495,566.55	495,566.55
		1607DR	LOUISIANA	RITA	15,225,791.28	11,823,978.26
		1609DR	FLORIDA	WILMA	26,288,645.12	21,877,317.92
	25XX-OTHER SERVICES	1603DR	LOUISIANA	KATRINA		
PARTNERSHIP FOR RESPONSE & RECOVERY Total					145,923,648.52	112,383,943.78
NISTC	2594-INSPECTIONS PA TAC	1602DR	FLORIDA	KATRINA	4,311,000.00	3,973,117.38
		1603DR	LOUISIANA	KATRINA	89,464,300.00	87,125,312.20
		1604DR	MISSISSIPPI	KATRINA	31,460,300.00	29,620,750.16
		1605DR	ALABAMA	KATRINA	750,000.00	737,882.22
		1606DR	TEXAS	RITA	3,729,300.00	2,873,795.09
		1609DR	FLORIDA	WILMA	15,082,600.00	13,963,175.54
		3240EM	VIRGINIA	KATRINA	200,500.00	183,180.61
NISTC Total					144,998,000.00	138,477,213.20
CMH MANUFACTURING, INC.	MANUFACTURED HOUSING	1603DR	LOUISIANA	KATRINA	69,790,000.00	58,205,262.00
		1604DR	MISSISSIPPI	KATRINA	69,177,578.79	69,174,578.79
CMH MANUFACTURING, INC. Total					138,967,578.79	127,379,840.79
NORTH AMERICAN CATASTROPHE SVCS INC	MANUFACTURED HOUSING	1603DR	LOUISIANA	KATRINA	120,087,309.70	118,702,035.99
		1605DR	ALABAMA	KATRINA	3,511,777.94	466,690.93
		1609DR	FLORIDA	WILMA	4,194,556.00	4,194,556.00
NORTH AMERICAN CATASTROPHE SVCS INC Total					127,793,643.64	123,363,282.92
BOURGET'S OF THE SOUTH, LLC	MANUFACTURED HOUSING	1603DR	LOUISIANA	KATRINA	7,355,005.60	7,355,005.60
		1605DR	ALABAMA	KATRINA	112,144,650.00	112,144,650.00
BOURGET'S OF THE SOUTH, LLC Total					119,499,655.60	119,499,655.60
PR/DJI, A RECONSTRUCTION JV	25XX-OTHER SERVICES	1604DR	MISSISSIPPI	KATRINA		
	MANUFACTURED HOUSING	1603DR	LOUISIANA	KATRINA	66,160,362.51	5,037,732.08
		1604DR	MISSISSIPPI	KATRINA	43,679,395.92	3,586,944.11
PR/DJI, A RECONSTRUCTION JV Total					109,839,758.43	8,624,676.19
AMERICOLD LOGISTICS LLC	22XX-TRANSPORT OF THINGS	1603DR	LOUISIANA	KATRINA	6,000,000.00	6,000,000.00
		1604DR	MISSISSIPPI	KATRINA	25,168,506.58	25,000,000.00
	25XX-OTHER SERVICES	1603DR	LOUISIANA	KATRINA	19,591,791.00	14,230,171.31
		1604DR	MISSISSIPPI	KATRINA	50,000,000.00	49,965,288.41
AMERICOLD LOGISTICS LLC Total					100,760,297.58	95,195,459.72
HOUSING & URBAN DEVELOPMENT	2501-MISSIONS-FOS	1603DR	LOUISIANA	KATRINA	3,695,000.00	1,809,846.57
		1604DR	MISSISSIPPI	KATRINA	127,680.00	67,653.00
		1605DR	ALABAMA	KATRINA		
		1606DR	TEXAS	RITA	120,000.00	60,276.00
		3216EM	TEXAS	KATRINA	100,000.00	
	2508-MISSIONS-DFA	1603DR	LOUISIANA	KATRINA	79,000,000.00	39,575,739.00
HOUSING & URBAN DEVELOPMENT Total					83,042,680.00	41,513,514.57

VENDOR ALPHA	PROGRAM NAME	PROG CODE	STATE NAME	EVENT NAME	OBLIGATIONS	EXPENDITURES
CHAMPION HOME BUILDERS CO	MANUFACTURED HOUSING	1603DR	LOUISIANA	KATRINA	80,759,579.79	70,400,027.50
CHAMPION HOME BUILDERS CO Total					80,759,579.79	70,400,027.50
US BANK	21XX-TRAVEL OF PEOPLE	1603DR	LOUISIANA	KATRINA	228,500.00	21,485.49
		1604DR	MISSISSIPPI	KATRINA	41,248.90	3,694.21
		1605DR	ALABAMA	KATRINA	37,561.05	3,819.85
		1606DR	TEXAS	RITA	405,000.00	
		1607DR	LOUISIANA	RITA	40,000.00	20,000.00
		1609DR	FLORIDA	WILMA	55,431.57	2,563.06
		3215EM	ARKANSAS	KATRINA	206.40	206.40
	22XX-TRANSPORT OF THINGS	1602DR	FLORIDA	KATRINA	5,000.00	140.00
		1603DR	LOUISIANA	KATRINA	40,103.00	100.00
		1604DR	MISSISSIPPI	KATRINA	6,100.00	696.00
		1605DR	ALABAMA	KATRINA	8,550.02	2,438.77
		1606DR	TEXAS	RITA	30,000.00	3,162.38
		1609DR	FLORIDA	WILMA		
		3215EM	ARKANSAS	KATRINA	8,750.00	2,420.00
		3216EM	TEXAS	KATRINA	10,000.00	1,950.60
	23XX-RENT, COMM, UTILITIES	1602DR	FLORIDA	KATRINA	1,510.00	1,510.00
		1603DR	LOUISIANA	KATRINA	1,630,137.98	336,259.04
		1604DR	MISSISSIPPI	KATRINA	319,517.77	176,269.02
		1605DR	ALABAMA	KATRINA	39,000.00	22,525.00
		1606DR	TEXAS	RITA	76,513.22	18,954.74
		1607DR	LOUISIANA	RITA	501,400.00	12,522.00
		1609DR	FLORIDA	WILMA	38,174.94	19,383.08
		3215EM	ARKANSAS	KATRINA	6,841.50	3,241.50
		3216EM	TEXAS	KATRINA	8,787.50	4,546.11
		3219EM	OKLAHOMA	KATRINA		
		3229EM	NEW MEXICO	KATRINA		
		3261EM	TEXAS	RITA	50,000.00	4,733.42
	24XX-PRINT & REPRO	1602DR	FLORIDA	KATRINA	5,500.00	
		1603DR	LOUISIANA	KATRINA	593,211.70	61,118.67
		1604DR	MISSISSIPPI	KATRINA	846,279.46	385,035.82
		1605DR	ALABAMA	KATRINA	189,892.00	115,537.27
		1606DR	TEXAS	RITA	313,555.00	153,657.05
		1607DR	LOUISIANA	RITA	214,943.00	75,601.71
		1609DR	FLORIDA	WILMA	63,817.80	47,720.70
		3215EM	ARKANSAS	KATRINA	2,779.05	2,234.46
		3216EM	TEXAS	KATRINA	31,554.44	23,596.04
		3219EM	OKLAHOMA	KATRINA	755.65	755.65
		3229EM	NEW MEXICO	KATRINA	36.64	36.64
		3261EM	TEXAS	RITA	20,000.00	20,000.00
	25XX-OTHER SERVICES	1602DR	FLORIDA	KATRINA	10,000.00	4,304.18
		1603DR	LOUISIANA	KATRINA	4,024,807.27	1,659,343.58
		1604DR	MISSISSIPPI	KATRINA	1,321,215.38	790,727.64
		1605DR	ALABAMA	KATRINA	193,395.93	51,675.71
		1606DR	TEXAS	RITA	331,784.27	114,603.99
		1607DR	LOUISIANA	RITA	841,103.16	31,979.24
		1609DR	FLORIDA	WILMA	119,485.58	62,845.51
		3215EM	ARKANSAS	KATRINA	2,795.00	1,125.00
		3216EM	TEXAS	KATRINA	15,425.96	11,537.29
		3219EM	OKLAHOMA	KATRINA		
		3229EM	NEW MEXICO	KATRINA		
		3261EM	TEXAS	RITA	50,000.00	(3,807.21)
	26XX-SUPPLIES & MATERIALS	1602DR	FLORIDA	KATRINA	62,178.70	40,848.05
		1603DR	LOUISIANA	KATRINA	21,237,259.50	7,458,249.59
		1604DR	MISSISSIPPI	KATRINA	9,631,075.35	6,321,615.82
		1605DR	ALABAMA	KATRINA	3,104,764.87	2,139,976.85
		1606DR	TEXAS	RITA	2,029,458.38	838,331.47

VENDOR ALPHA	PROGRAM NAME	PROG CODE	STATE NAME	EVENT NAME	OBLIGATIONS	EXPENDITURES
		1607DR	LOUISIANA	RITA	6,986,158.00	2,889,013.80
		1609DR	FLORIDA	WILMA	868,844.42	587,621.74
		3212EM	LOUISIANA	KATRINA	2,000.00	1,284.11
		3215EM	ARKANSAS	KATRINA	69,173.50	52,060.48
		3216EM	TEXAS	KATRINA	271,829.53	197,038.79
		3219EM	OKLAHOMA	KATRINA		
		3221EM	WEST VIRGINIA	KATRINA	94.45	94.45
		3223EM	UTAH	KATRINA	4,000.00	
		3224EM	COLORADO	KATRINA	4,000.00	1,729.21
		3225EM	MICHIGAN	KATRINA	2,000.00	1,604.59
		3227EM	WASHINGTON	KATRINA	112.64	112.64
		3229EM	NEW MEXICO	KATRINA	115.74	15.74
		3232EM	MISSOURI	KATRINA	5,000.00	4,328.05
		3261EM	TEXAS	RITA	135,500.00	22,851.20
	31XX-EQUIPMENT	1602DR	FLORIDA	KATRINA	41,622.00	26,622.00
		1603DR	LOUISIANA	KATRINA	8,515,438.78	3,060,787.96
		1604DR	MISSISSIPPI	KATRINA	6,085,710.36	4,512,198.22
		1605DR	ALABAMA	KATRINA	917,167.24	578,963.58
		1606DR	TEXAS	RITA	559,047.02	133,230.57
		1607DR	LOUISIANA	RITA	1,743,374.10	68,666.85
		1609DR	FLORIDA	WILMA	156,494.46	100,428.45
		3215EM	ARKANSAS	KATRINA	17,279.02	9,741.91
		3216EM	TEXAS	KATRINA	113,301.90	90,591.92
		3219EM	OKLAHOMA	KATRINA		
		3229EM	NEW MEXICO	KATRINA		
		3261EM	TEXAS	RITA	90,000.00	38,375.82
	MANUFACTURED HOUSING	1603DR	LOUISIANA	KATRINA	37,369.51	37,369.51
		1604DR	MISSISSIPPI	KATRINA	216,500.00	16,681.90
		1607DR	LOUISIANA	RITA		
					75,687,540.61	33,502,684.88
US BANK Total						
CUSTOMS AND BORDER PROTECTION	2501-MISSIONS-FOS	1602DR	FLORIDA	KATRINA	11,447,424.00	6,226,283.63
		1603DR	LOUISIANA	KATRINA	28,410,525.00	
		1604DR	MISSISSIPPI	KATRINA	8,517,200.00	1,392,323.20
		3216EM	TEXAS	KATRINA	21,529.83	
		3261EM	TEXAS	RITA	12,000,000.00	
	2508-MISSIONS-DFA	1604DR	MISSISSIPPI	KATRINA		
	26XX-SUPPLIES & MATERIALS	1602DR	FLORIDA	KATRINA	6,783.00	6,783.00
		1603DR	LOUISIANA	KATRINA	219,647.17	219,647.17
		1604DR	MISSISSIPPI	KATRINA	363,693.00	363,693.00
		1605DR	ALABAMA	KATRINA	21,313.00	21,313.00
		1606DR	TEXAS	RITA	64,702.00	64,702.00
					61,072,817.00	8,294,745.00
CUSTOMS AND BORDER PROTECTION Total						
DCRECOVERY SYSTEMS	MANUFACTURED HOUSING	1603DR	LOUISIANA	KATRINA	58,709,444.40	2,449,932.52
DCRECOVERY SYSTEMS Total					58,709,444.40	2,449,932.52
CITIBANK	21XX-TRAVEL OF PEOPLE	1603DR	LOUISIANA	KATRINA	23,275,811.54	22,579,112.09
		1604DR	MISSISSIPPI	KATRINA	19,902,337.89	19,446,796.67
		1605DR	ALABAMA	KATRINA	5,857,208.81	5,827,715.06
		1606DR	TEXAS	RITA	5,488,869.64	5,485,319.64
		1607DR	LOUISIANA	RITA	1,001,842.04	1,001,842.04
		1609DR	FLORIDA	WILMA	1,004,717.20	818,302.43
		3215EM	ARKANSAS	KATRINA	1,711.85	1,711.85
		3216EM	TEXAS	KATRINA	15,561.27	15,561.27
		3221EM	WEST VIRGINIA	KATRINA	1,331.70	1,331.70
		3223EM	UTAH	KATRINA	1,171.40	1,089.25
		3234EM	SOUTH DAKOTA	KATRINA	677.25	
		3247EM	NORTH DAKOTA	KATRINA	911.85	911.85
		3248EM	CALIFORNIA	KATRINA	335.68	335.68
		3252EM	MASSACHUSETTS	KATRINA	3,271.00	3,271.00
		3253EM	MONTANA	KATRINA	3,160.92	2,796.55
	22XX-TRANSPORT OF THINGS	1603DR	LOUISIANA	KATRINA	85,000.00	85,000.00
		1604DR	MISSISSIPPI	KATRINA	85,000.00	85,000.00
		1605DR	ALABAMA	KATRINA	70,000.00	70,000.00
	23XX-RENT, COMM, UTILITIES	1603DR	LOUISIANA	KATRINA	21,600.00	1,532.32
	25XX-OTHER SERVICES	1603DR	LOUISIANA	KATRINA		
		1605DR	ALABAMA	KATRINA		
		1606DR	TEXAS	RITA		

VENDOR ALPHA	PROGRAM NAME	PROG CODE	STATE NAME	EVENT NAME	OBLIGATIONS	EXPENDITURES
		1609DR	FLORIDA	WILMA	50,000.00	50,000.00
	26XX-SUPPLIES & MATERIALS	1603DR	LOUISIANA	KATRINA	417,000.00	342,301.17
		1604DR	MISSISSIPPI	KATRINA	136,000.00	29,893.34
		1605DR	ALABAMA	KATRINA	18,000.00	134.44
		1606DR	TEXAS	RITA	112,500.00	85,424.88
CITIBANK Total					57,554,020.04	55,935,383.23
U S DEPARTMENT OF JUSTICE	2501-MISSIONS-FOS	1603DR	LOUISIANA	KATRINA	2,764,600.00	127,136.49
		1604DR	MISSISSIPPI	KATRINA	2,655,000.00	40,667.64
		1609DR	FLORIDA	WILMA	45,000.00	
	2507-MISSIONS-TA	1603DR	LOUISIANA	KATRINA	150,000.00	
	2508-MISSIONS-DFA	1603DR	LOUISIANA	KATRINA	45,313,000.00	8,068,502.74
		1604DR	MISSISSIPPI	KATRINA	4,867,000.00	132,309.52
U S DEPARTMENT OF JUSTICE Total					55,794,600.00	8,368,616.39
Grand Total					32,287,327,734.62	20,799,226,948.56

**FINANCIAL INFORMATION TOOL
FOR HURRICANE KATRINA, RITA, & WILMA DECLARATIONS ONLY
CHRONOLOGICAL LISTING BY DECLARATION OF OBLIGATION TRANSACTIONS GREATER THAN OR EQUAL TO \$50 MILLION (GROSS OF ANY SUBSEQUENT DE-OBLIGATIONS)
AS OF 09-30-2006**

PROG CODE	STATE NAME	TRANS DATE	OBLIGATION NUMBER	VENDOR ALPHA	PROGRAM CATEGORY	OBLIGATIONS	QTY
1603DR	LOUISIANA	8/30/2005	1603DRLAMCOE-MVD 11	US ARMY CORPS OF ENGINEERS	2508-MISSIONS-DIRECT FED ASST (DFA)	50,000,000.00	1
		8/31/2005	1603DRLAMHHS 02	DEPARTMENT OF HEALTH AND HUMAN SERVICE	2501-MISSIONS-FED OPER SUP (FOS)	63,000,000.00	1
		9/3/2005	1603DRLAMCOE-MVD 05	US ARMY CORPS OF ENGINEERS	2508-MISSIONS-DIRECT FED ASST (DFA)	75,000,000.00	1
		9/4/2005	1603DRLAMCOE-MVD 07	US ARMY CORPS OF ENGINEERS	2508-MISSIONS-DIRECT FED ASST (DFA)	1,500,000,000.00	1
		9/5/2005	1603DRLAMDOD 23	DEPARTMENT OF DEFENSE	2501-MISSIONS-FED OPER SUP (FOS)	750,000,000.00	1
		9/6/2005	1603DRLAMDOD 29	DEPARTMENT OF DEFENSE	2501-MISSIONS-FED OPER SUP (FOS)	75,000,000.00	1
			1603DRLAMDOD 30	DEPARTMENT OF DEFENSE	2501-MISSIONS-FED OPER SUP (FOS)	490,000,000.00	1
			1603DRLAMDOD 31	DEPARTMENT OF DEFENSE	2501-MISSIONS-FED OPER SUP (FOS)	150,000,000.00	1
		9/8/2005	1603DRLAMEPA 03	ENVIRONMENTAL PROTECTION AGENCY	2508-MISSIONS-DIRECT FED ASST (DFA)	75,000,000.00	1
			1603DRLATTHP 01	LA OFFICE OF HOMELAND SECURITY &	4141-RENTAL 408(a)	510,000,000.00	1
		9/9/2005	1603DRLAMDOD 40	DEPARTMENT OF DEFENSE	2501-MISSIONS-FED OPER SUP (FOS)	65,000,000.00	1
			1603DRLAP00000001	LA OFFICE OF HOMELAND SECURITY &	416X-PUBLIC ASSISTANCE (PA)	218,823,700.76	1
		9/9/2005	1603DRLATTHP 01	LA OFFICE OF HOMELAND SECURITY &	4141-RENTAL 408(a)	600,000,000.00	1
			1603DRLAMCOE-MVD 21	US ARMY CORPS OF ENGINEERS	2501-MISSIONS-FED OPER SUP (FOS)	200,000,000.00	1
		9/10/2005	1603DRLAMUSCG 07	US COAST GUARD	2501-MISSIONS-FED OPER SUP (FOS)	150,000,000.00	2
			HSFEHQ-05-D-4125	PRECISION HOMES	3199-MH-PURCHASE UNITS-CAPITALIZED	125,000,000.00	1
		9/13/2005	1603DRLAP00000001	LA OFFICE OF HOMELAND SECURITY &	416X-PUBLIC ASSISTANCE (PA)	51,293,678.90	1
			HSFEHQ-05-C-4000	GULF STREAM COACH, INC.	3190-MH-PURCHASE UNITS-NON-CAPITALIZED	99,996,000.00	1
		9/15/2005	1603DRLAMUSFS 15	USDA FOREST SERVICE	2501-MISSIONS-FED OPER SUP (FOS)	130,000,000.00	1
			1603DRLAP00000001	LA OFFICE OF HOMELAND SECURITY &	416X-PUBLIC ASSISTANCE (PA)	453,209,070.72	1
		9/16/2005	HSFE06-05-F-6232	CLEARBROOK LLC	3190-MH-PURCHASE UNITS-NON-CAPITALIZED	50,000,000.00	1
		9/17/2005	1603DRLATTHP 01	LA OFFICE OF HOMELAND SECURITY &	4141-RENTAL 408(a)	400,000,000.00	1
		9/21/2005	1603DRLAMDOD 06	DEPARTMENT OF TRANSPORTATION	2508-MISSIONS-DIRECT FED ASST (DFA)	150,000,000.00	1
		9/24/2005	1603DRLAMCOE-MVD 05	US ARMY CORPS OF ENGINEERS	2508-MISSIONS-DIRECT FED ASST (DFA)	100,000,000.00	1
		9/25/2005	1603DRLATTHP 01	LA OFFICE OF HOMELAND SECURITY &	4141-RENTAL 408(a)	1,370,400,000.00	1
		9/26/2005	HSFE04-05-F-7039	DEPARTMENT OF DEFENSE	2660-FOOD & BEVERAGES	62,930,000.00	1
		9/27/2005	HSFEHQ-05-D-4334	MORGAN BUILDINGS & SPAS, INC.	3199-MH-PURCHASE UNITS-CAPITALIZED	83,958,000.00	1
		9/28/2005	HSFEHQ-05-D-4332	CHAMPION HOME BUILDERS CO	3199-MH-PURCHASE UNITS-CAPITALIZED	59,800,000.00	1
		9/29/2005	1603DRLAMDHUD 04	HOUSING & URBAN DEVELOPMENT	2508-MISSIONS-DIRECT FED ASST (DFA)	79,000,000.00	1
		10/2/2005	1603DRLATTHP 01	LA OFFICE OF HOMELAND SECURITY &	4141-RENTAL 408(a)	350,000,000.00	1
		10/3/2005	1603DRLAMEPA 03	ENVIRONMENTAL PROTECTION AGENCY	2508-MISSIONS-DIRECT FED ASST (DFA)	88,000,000.00	1
		10/8/2005	1603DRLATTHP 19	LA OFFICE OF HOMELAND SECURITY &	4149-OTHER NEEDS ASSISTANCE (ONA) AWARDS	100,000,000.00	1
		10/20/2005	1603DRLAMUSCG 09	US COAST GUARD	2508-MISSIONS-DIRECT FED ASST (DFA)	75,000,000.00	1
		10/21/2005	1603DRLAMCOE-MVD 23	US ARMY CORPS OF ENGINEERS	2508-MISSIONS-DIRECT FED ASST (DFA)	200,000,000.00	1
		10/22/2005	HSFEHQ-06-C-0024	AMERICAN RED CROSS	2580-OTHER SERVICE CONTRACTS	110,000,000.00	1
		10/31/2005	1603DRLAP00000001	LA OFFICE OF HOMELAND SECURITY &	416X-PUBLIC ASSISTANCE (PA)	88,802,983.46	1
			HSFEHQ-05-D-0471	FLUOR DANIEL INC	2591-CONTRACT SERVICES-MH	62,160,091.00	1
		11/1/2005	HSFEHQ-06-F-0047	CORPORATE LODGING CONSULTANTS, INC.	2580-OTHER SERVICE CONTRACTS	105,602,464.00	1
		11/5/2005	1603DRLATTHP 01	LA OFFICE OF HOMELAND SECURITY &	4141-RENTAL 408(a)	148,000,000.00	1
			1603DRLATTHP 17	LA OFFICE OF HOMELAND SECURITY &	4147-REPLACEMENT	386,000,000.00	1
			1603DRLATTHP 19	LA OFFICE OF HOMELAND SECURITY &	4149-OTHER NEEDS ASSISTANCE (ONA) AWARDS	361,000,000.00	1
		11/18/2005	1603DRLAMDOL 00	US DEPARTMENT OF LABOR	2503-DISASTER UNEMPLOYMENT (DUA)	55,000,000.00	1
		11/23/2005	1603DRLATTHP 19	LA OFFICE OF HOMELAND SECURITY &	4149-OTHER NEEDS ASSISTANCE (ONA) AWARDS	100,000,000.00	1
		12/5/2005	1603DRLATTHP 19	LA OFFICE OF HOMELAND SECURITY &	4149-OTHER NEEDS ASSISTANCE (ONA) AWARDS	50,000,000.00	1
		12/12/2005	1603DRLAMCOE-MVD 23	US ARMY CORPS OF ENGINEERS	2508-MISSIONS-DIRECT FED ASST (DFA)	199,932,487.70	1
			1603DRLAMUSCG 09	US COAST GUARD	2508-MISSIONS-DIRECT FED ASST (DFA)	75,000,000.00	1
		12/20/2005	HSFE06-06-X-2014	ENVIRONMENTAL PROTECTION AGENCY	2589-INTERAGENCY AGREEMENTS	255,665,898.00	1
		12/23/2005	1603DRLATTHP 19	LA OFFICE OF HOMELAND SECURITY &	4149-OTHER NEEDS ASSISTANCE (ONA) AWARDS	50,000,000.00	1
		12/29/2005	1603DRLATTHP 19	LA OFFICE OF HOMELAND SECURITY &	4149-OTHER NEEDS ASSISTANCE (ONA) AWARDS	75,000,000.00	1
		12/30/2005	1603DRLATTHP 19	LA OFFICE OF HOMELAND SECURITY &	4149-OTHER NEEDS ASSISTANCE (ONA) AWARDS	90,000,000.00	1
		1/6/2006	1603DRLATTHP 01	LA OFFICE OF HOMELAND SECURITY &	4141-RENTAL 408(a)	50,000,000.00	1
		1/7/2006	EMR-2006-GB-0000	GBL'S	2213-MH-TRANSPORTATION-DISASTER	70,000,000.00	1
		1/14/2006	1603DRLATTHP 19	LA OFFICE OF HOMELAND SECURITY &	4149-OTHER NEEDS ASSISTANCE (ONA) AWARDS	100,000,000.00	1
		1/19/2006	1603DRLATTHP 01	LA OFFICE OF HOMELAND SECURITY &	4141-RENTAL 408(a)	60,000,000.00	1
		1/30/2006	1603DRLATTHP 01	LA OFFICE OF HOMELAND SECURITY &	4141-RENTAL 408(a)	50,000,000.00	1
		2/7/2006	HSFEHQ-06-F-0047	CORPORATE LODGING CONSULTANTS, INC.	2580-OTHER SERVICE CONTRACTS	52,800,000.00	1
		2/16/2006	HSFEHQ-05-D-0592	CH2M HILL CONSTRUCTORS, INC.	2591-CONTRACT SERVICES-MH	75,178,562.50	1

PROG CODE	STATE NAME	TRANS DATE	OBLIGATION NUMBER	VENDOR ALPHA	PROGRAM CATEGORY	OBLIGATIONS	QTY
		3/1/2006	HSFEHQ-05-D-0471	FLUOR DANIEL INC	2591-CONTRACT SERVICES-MH	158,488,970.76	1
		3/3/2006	HSFEHQ-05-D-0471	FLUOR DANIEL INC	2591-CONTRACT SERVICES-MH	170,814,779.00	1
		3/15/2006	1603DRLAP00000001	LA OFFICE OF HOMELAND SECURITY &	416X-PUBLIC ASSISTANCE (PA)	55,750,323.10	1
		3/16/2006	1603DRLAMDOL 00	US DEPARTMENT OF LABOR	2503-DISASTER UNEMPLOYMENT (DUA)	91,411,844.00	1
			HSFEHQ-05-D-0573	SHAW ENVIRONMENTAL & INFRASTRUCTURE	2591-CONTRACT SERVICES-MH	139,278,621.00	1
		3/20/2006	1603DRLAP00000001	LA OFFICE OF HOMELAND SECURITY &	416X-PUBLIC ASSISTANCE (PA)	170,571,862.38	2
		3/21/2006	1603DRLAP00000001	LA OFFICE OF HOMELAND SECURITY &	416X-PUBLIC ASSISTANCE (PA)	138,213,467.86	1
		3/23/2006	1603DRLAP00000001	LA OFFICE OF HOMELAND SECURITY &	416X-PUBLIC ASSISTANCE (PA)	76,350,249.12	1
		3/28/2006	1603DRLAP00000001	LA OFFICE OF HOMELAND SECURITY &	416X-PUBLIC ASSISTANCE (PA)	67,986,749.72	1
		3/31/2006	HSFEHQ-05-D-0471	FLUOR DANIEL INC	2591-CONTRACT SERVICES-MH	192,710,167.00	1
		4/26/2006	1603DRLAP00000001	LA OFFICE OF HOMELAND SECURITY &	416X-PUBLIC ASSISTANCE (PA)	66,843,926.55	1
		5/17/2006	HSFEHQ-05-D-0471	FLUOR DANIEL INC	2591-CONTRACT SERVICES-MH	69,900,000.00	1
		5/26/2006	1603DRLAP00000001	LA OFFICE OF HOMELAND SECURITY &	416X-PUBLIC ASSISTANCE (PA)	50,308,768.63	1
			HSFEHQ-05-D-0573	SHAW ENVIRONMENTAL & INFRASTRUCTURE	2591-CONTRACT SERVICES-MH	88,403,625.00	1
		5/30/2006	HSFEHQ-05-C-4040A	NORTH AMERICAN CATASTROPHE SVCS INC	3190-MH-PURCHASE UNITS-NON-CAPITALIZED	50,478,060.06	1
			HSFEHQ-05-C-4041A	GULF STREAM COACH, INC.	3199-MH-PURCHASE UNITS-CAPITALIZED	246,563,713.00	1
		6/8/2006	1603DRLAP00000001	LA OFFICE OF HOMELAND SECURITY &	416X-PUBLIC ASSISTANCE (PA)	204,521,265.91	1
		6/14/2006	1603DRLAP00000001	LA OFFICE OF HOMELAND SECURITY &	416X-PUBLIC ASSISTANCE (PA)	57,570,547.57	1
		6/23/2006	1603DRLAP00000001	LA OFFICE OF HOMELAND SECURITY &	416X-PUBLIC ASSISTANCE (PA)	129,560,715.02	1
		6/29/2006	HSFEHQ-05-D-0471	FLUOR DANIEL INC	2591-CONTRACT SERVICES-MH	195,631,846.00	1
		7/1/2006	1603DRLAMCOE-MVD 07	US ARMY CORPS OF ENGINEERS	2508-MISSIONS-DIRECT FED ASST (DFA)	69,000,000.00	1
		7/12/2006	HSFEHQ-05-D-0573	SHAW ENVIRONMENTAL & INFRASTRUCTURE	2591-CONTRACT SERVICES-MH	185,080,757.00	2
		7/13/2006	1603DRLAP00000001	LA OFFICE OF HOMELAND SECURITY &	416X-PUBLIC ASSISTANCE (PA)	70,121,810.36	1
		8/17/2006	1603DRLAP00000001	LA OFFICE OF HOMELAND SECURITY &	416X-PUBLIC ASSISTANCE (PA)	120,558,271.15	1
1604DR	MISSISSIPPI	9/8/2006	1603DRLAP00000001	LA OFFICE OF HOMELAND SECURITY &	416X-PUBLIC ASSISTANCE (PA)	125,958,729.33	1
		9/21/2006	HSFEHQ-05-D-0471	FLUOR DANIEL INC	2591-CONTRACT SERVICES-MH	56,130,165.00	1
		38986	HSFEHQ-05-D-0471	FLUOR DANIEL INC	2591-CONTRACT SERVICES-MH	56,846,177.00	1
		9/2/2005	1604DRMSMDOD 17	DEPARTMENT OF DEFENSE	2501-MISSIONS-FED OPER SUP (FOS)	220,000,000.00	2
		38598	1604DRMSMCOE-MVD 16	US ARMY CORPS OF ENGINEERS	2508-MISSIONS-DIRECT FED ASST (DFA)	80,000,000.00	1
			1604DRMSMDOD 19	DEPARTMENT OF DEFENSE	2501-MISSIONS-FED OPER SUP (FOS)	1,000,000,000.00	1
		38599	1604DRMSMCOE-MVD 11	US ARMY CORPS OF ENGINEERS	2501-MISSIONS-FED OPER SUP (FOS)	80,000,000.00	1
			1604DRMSMGSA 16	GENERAL SERVICES ADMINISTRATION	2501-MISSIONS-FED OPER SUP (FOS)	50,000,000.00	1
		38600	1604DRMSMCOE-MVD 09	US ARMY CORPS OF ENGINEERS	2508-MISSIONS-DIRECT FED ASST (DFA)	320,000,000.00	1
			1604DRMSMCOE-MVD 10	US ARMY CORPS OF ENGINEERS	2508-MISSIONS-DIRECT FED ASST (DFA)	71,000,000.00	1
			1604DRMSMCOE-MVD 11	US ARMY CORPS OF ENGINEERS	2501-MISSIONS-FED OPER SUP (FOS)	100,000,000.00	1
			1604DRMSMDOT 05	DEPARTMENT OF TRANSPORTATION	2501-MISSIONS-FED OPER SUP (FOS)	90,000,000.00	1
		38601	1604DRMSTTHP 01	MISSISSIPPI, STATE OF	4141-RENTAL 408(a)	100,000,000.00	1
		38602	1604DRMSMCOE-MVD 12	US ARMY CORPS OF ENGINEERS	2501-MISSIONS-FED OPER SUP (FOS)	180,000,000.00	1
		9/10/2005	1604DRMSMDOD 19	DEPARTMENT OF DEFENSE	2501-MISSIONS-FED OPER SUP (FOS)	500,000,000.00	1
			1604DRMSMDOD 27	DEPARTMENT OF DEFENSE	2508-MISSIONS-DIRECT FED ASST (DFA)	50,000,000.00	1
			1604DRMSTTHP 01	MISSISSIPPI, STATE OF	4141-RENTAL 408(a)	96,000,000.00	1
		38606	1604DRMSTTHP 01	MISSISSIPPI, STATE OF	4141-RENTAL 408(a)	100,000,000.00	1
		9/12/2005	1604DRMSTTHP 01	MISSISSIPPI, STATE OF	4141-RENTAL 408(a)	300,000,000.00	1
		9/17/2005	1604DRMSMCOE-MVD 25	US ARMY CORPS OF ENGINEERS	2508-MISSIONS-DIRECT FED ASST (DFA)	50,000,000.00	1
			HSFE04-05-P-7069	AMERICOLD LOGISTICS LLC	2580-OTHER SERVICE CONTRACTS	50,000,000.00	1
		9/18/2005	HSFE04-05-F-7058	DEPARTMENT OF DEFENSE	2660-FOOD & BEVERAGES	69,630,470.00	1
		9/23/2005	1604DRMSP00000001	MISSISSIPPI, STATE OF	416X-PUBLIC ASSISTANCE (PA)	105,160,104.73	1
		9/27/2005	1604DRMSTTHP 01	MISSISSIPPI, STATE OF	4141-RENTAL 408(a)	365,018,400.00	1
		10/8/2005	1604DRMSTTHP 01	MISSISSIPPI, STATE OF	4141-RENTAL 408(a)	150,000,000.00	1
		10/9/2005	1604DRMSMCOE-MVD 10	US ARMY CORPS OF ENGINEERS	2508-MISSIONS-DIRECT FED ASST (DFA)	56,000,000.00	1
		38635	1604DRMSTTHP 19	MISSISSIPPI, STATE OF	4149-OTHER NEEDS ASSISTANCE (ONA) AWARDS	50,000,000.00	1
		10/16/2005	1604DRMSMCOE-MVD 09	US ARMY CORPS OF ENGINEERS	2508-MISSIONS-DIRECT FED ASST (DFA)	300,000,000.00	1
		10/22/2005	HSFEHQ-05-D-0572	BECHTEL NATIONAL, INC.	2591-CONTRACT SERVICES-MH	135,191,336.50	1
			HSFEHQ-06-C-0024	AMERICAN RED CROSS	2580-OTHER SERVICE CONTRACTS	52,500,000.00	1
		11/1/2005	HSFEHQ-06-F-0047	CORPORATE LODGING CONSULTANTS, INC.	2580-OTHER SERVICE CONTRACTS	50,401,176.00	1
		11/22/2005	1604DRMSTTHP 19	MISSISSIPPI, STATE OF	4149-OTHER NEEDS ASSISTANCE (ONA) AWARDS	50,000,000.00	1
		12/15/2005	HSFEHQ-05-D-0572	BECHTEL NATIONAL, INC.	2591-CONTRACT SERVICES-MH	67,535,156.00	1
		12/19/2005	HSFEHQ-05-C-4155	CMH MANUFACTURING, INC.	3199-MH-PURCHASE UNITS-CAPITALIZED	60,935,395.00	1
		12/23/2005	HSFEHQ-05-D-0572	BECHTEL NATIONAL, INC.	2591-CONTRACT SERVICES-MH	78,801,663.50	1
		1/27/2006	1604DRMSMCOE-MVD 09	US ARMY CORPS OF ENGINEERS	2508-MISSIONS-DIRECT FED ASST (DFA)	100,000,000.00	1
		3/18/2006	1604DRMSMCOE-MVD 09	US ARMY CORPS OF ENGINEERS	2508-MISSIONS-DIRECT FED ASST (DFA)	200,000,000.00	1
		4/6/2006	1604DRMSMUSCG 12	US COAST GUARD	2508-MISSIONS-DIRECT FED ASST (DFA)	200,000,000.00	1
		38817	1604DRMSP00000001	MISSISSIPPI, STATE OF	416X-PUBLIC ASSISTANCE (PA)	58,530,355.47	1
		5/25/2006	1604DRMSMCOE-MVD 09	US ARMY CORPS OF ENGINEERS	2508-MISSIONS-DIRECT FED ASST (DFA)	50,000,000.00	1
		5/31/2006	HSFEHQ-05-C-4000A	GULF STREAM COACH, INC.	3199-MH-PURCHASE UNITS-CAPITALIZED	218,000,000.00	1
			HSFEHQ-05-C-4039A	MORGAN BUILDINGS & SPAS, INC.	3199-MH-PURCHASE UNITS-CAPITALIZED	218,000,000.00	1
		8/17/2006	1604DRMSP00000001	MISSISSIPPI, STATE OF	416X-PUBLIC ASSISTANCE (PA)	82,747,016.41	1

PROG CODE	STATE NAME	TRANS DATE	OBLIGATION NUMBER	VENDOR ALPHA	PROGRAM CATEGORY	OBLIGATIONS	QTY
1605DR	ALABAMA	9/20/2006	HSFEMS-06-X-0001	US COAST GUARD	2594-CONTRACT SERVICES-PA	222,000,000.00	1
		9/10/2005	HSFEHQ-05-C-4039	MORGAN BUILDINGS & SPAS, INC.	3199-MH-PURCHASE UNITS-CAPITALIZED	202,512,500.00	2
			HSFEHQ-05-D-4125	PRECISION HOMES	3199-MH-PURCHASE UNITS-CAPITALIZED	98,965,000.00	1
		9/12/2005	HSFEHQ-05-C-4041	GULF STREAM COACH, INC.	3199-MH-PURCHASE UNITS-CAPITALIZED	246,875,000.00	1
1606DR	TEXAS	9/13/2005	HSFEHQ-05-C-4000	GULF STREAM COACH, INC.	3190-MH-PURCHASE UNITS-NON-CAPITALIZED	99,068,500.00	1
		9/16/2005	HSFEHQ-05-C-4040	NORTH AMERICAN CATASTROPHE SVCS INC	3199-MH-PURCHASE UNITS-CAPITALIZED	51,400,000.00	1
		38619	1605DRALTTTHP 01	AL EMERGENCY MANAGEMENT AGENCY	4141-RENTAL 408(a)	83,709,000.00	1
		9/29/2005	1605DRALMCOE-SAD 09	US ARMY CORPS OF ENGINEERS	2508-MISSIONS-DIRECT FED ASST (DFA)	90,000,000.00	1
		38625	HSFEHQ-05-C-4128	BOURGET'S OF THE SOUTH, LLC	3190-MH-PURCHASE UNITS-NON-CAPITALIZED	88,500,000.00	1
		9/28/2005	1606DRTXMUSFS 02	USDA FOREST SERVICE	2501-MISSIONS-FED OPER SUP (FOS)	124,000,000.00	1
			1606DRTXTTHP 01	TX DEPARTMENT OF PUBLIC SAFETY	4141-RENTAL 408(a)	60,320,000.00	1
		38624	1606DRTXTTHP 01	TX DEPARTMENT OF PUBLIC SAFETY	4141-RENTAL 408(a)	105,000,000.00	1
			1606DRTXTTHP 19	TX DEPARTMENT OF PUBLIC SAFETY	4149-OTHER NEEDS ASSISTANCE (ONA) AWARDS	100,000,000.00	1
		9/30/2005	1606DRTXTTHP 01	TX DEPARTMENT OF PUBLIC SAFETY	4141-RENTAL 408(a)	150,000,899.00	1
1607DR	LOUISIANA	10/3/2005	1606DRTXTTHP 01	TX DEPARTMENT OF PUBLIC SAFETY	4141-RENTAL 408(a)	447,000,000.00	1
			1606DRTXTTHP 04	TX DEPARTMENT OF PUBLIC SAFETY	4143-REPAIRS	100,000,000.00	1
			1606DRTXTTHP 19	TX DEPARTMENT OF PUBLIC SAFETY	4149-OTHER NEEDS ASSISTANCE (ONA) AWARDS	200,000,000.00	1
		10/7/2005	1606DRTXIOTH	TX DEPARTMENT OF PUBLIC SAFETY	4154-OTHER NEEDS ASSISTANCE (ONA) GRANTS	200,000,000.00	1
		38660	1606DRTXMCOE-SWD 09	US ARMY CORPS OF ENGINEERS	2508-MISSIONS-DIRECT FED ASST (DFA)	65,000,000.00	1
		9/28/2005	1607DRLATTHP 01	LA OFFICE OF HOMELAND SECURITY &	4141-RENTAL 408(a)	75,000,000.00	1
		9/30/2005	1607DRLATTHP 01	LA OFFICE OF HOMELAND SECURITY &	4141-RENTAL 408(a)	250,000,000.00	1
		10/7/2005	1607DRLAMCOE-MVD 07	US ARMY CORPS OF ENGINEERS	2508-MISSIONS-DIRECT FED ASST (DFA)	138,000,000.00	1
1609DR	FLORIDA		1607DRLAMCOE-MVD 09	US ARMY CORPS OF ENGINEERS	2508-MISSIONS-DIRECT FED ASST (DFA)	80,000,000.00	1
		12/16/2005	1607DRLAMCOE-MVD 09	US ARMY CORPS OF ENGINEERS	2508-MISSIONS-DIRECT FED ASST (DFA)	113,000,000.00	1
		12/20/2005	HSFE06-06-X-2014	ENVIRONMENTAL PROTECTION AGENCY	2580-OTHER SERVICE CONTRACTS	100,686,039.00	1
		10/26/2005	HSFE04-06-F-7706	DEPARTMENT OF DEFENSE	2660-FOOD & BEVERAGES	60,000,000.00	1
		10/27/2005	1609DRFLTTHP 01	FLORIDA BUREAU OF DISASTER	4141-RENTAL 408(a)	60,000,000.00	1
		11/2/2005	1609DRFLTTHP 19	FLORIDA BUREAU OF DISASTER	4149-OTHER NEEDS ASSISTANCE (ONA) AWARDS	100,000,000.00	1
		11/3/2005	1609DRFLMCOE-SAD 13	US ARMY CORPS OF ENGINEERS	2508-MISSIONS-DIRECT FED ASST (DFA)	75,000,000.00	1
		11/4/2005	1609DRFLMCOE-SAD 12	US ARMY CORPS OF ENGINEERS	2508-MISSIONS-DIRECT FED ASST (DFA)	50,000,000.00	1
		11/30/2005	1609DRFLTTHP 19	FLORIDA BUREAU OF DISASTER	4149-OTHER NEEDS ASSISTANCE (ONA) AWARDS	50,000,000.00	1
			38687	1609DRFLP00000001	FLORIDA BUREAU OF DISASTER	416X-PUBLIC ASSISTANCE (PA)	52039385.68
	38694	1609DRFLP00000001	FLORIDA BUREAU OF DISASTER	416X-PUBLIC ASSISTANCE (PA)	187265936.5	1	
	38741	1609DRFLP00000001	FLORIDA BUREAU OF DISASTER	416X-PUBLIC ASSISTANCE (PA)	65491147.19	1	
3216EM	TEXAS	38667	3216EMTXP00000001	TX DEPARTMENT OF PUBLIC SAFETY	416X-PUBLIC ASSISTANCE (PA)	113611873.7	1

FINANCIAL INFORMATION TOOL
FOR HURRICANE KATRINA, RITA, & WILMA DECLARATIONS ONLY
FEMA CREDIT CARDS ONLY *

AS OF 09-30-2006

VENDOR ALPHA	PROGRAM NAME	OBLIGATIONS	EXPENDITURES
BANK ONE DBA JPMORGAN CHASE BANK	21XX-TRAVEL OF PEOPLE		
	25XX-OTHER SERVICES	843,460.74	840,608.25
	26XX-SUPPLIES & MATERIALS	8,252,472.32	3,623,238.49
BANK ONE DBA JPMORGAN CHASE BANK Total		9,095,933.06	4,463,846.74
CITIBANK	21XX-TRAVEL OF PEOPLE	56,558,920.04	55,186,097.08
	22XX-TRANSPORT OF THINGS	240,000.00	240,000.00
	23XX-RENT, COMM, UTILITIES	21,600.00	1,532.32
	25XX-OTHER SERVICES	50,000.00	50,000.00
	26XX-SUPPLIES & MATERIALS	683,500.00	457,753.83
CITIBANK Total		57,554,020.04	55,935,383.23
US BANK	21XX-TRAVEL OF PEOPLE	807,947.92	51,769.01
	22XX-TRANSPORT OF THINGS	108,503.02	10,907.75
	23XX-RENT, COMM, UTILITIES	2,671,882.91	599,943.91
	24XX-PRINT & REPRO	2,282,324.74	885,294.01
	25XX-OTHER SERVICES	6,910,012.55	2,724,334.93
	26XX-SUPPLIES & MATERIALS	44,413,565.08	20,556,776.58
	31XX-EQUIPMENT	18,239,434.88	8,619,607.28
	MANUFACTURED HOUSING	253,869.51	54,051.41
US BANK Total		75,687,540.61	33,502,684.88
Grand Total		142,337,493.71	93,901,914.85

NAME OF CARD	PURPOSE/USES
BANK ONE DBA JPMORGAN CHASE BANK	Fleetcard for fuel, oil, etc for government vehicles
CITIBANK	Centrally billed travel
US BANK	FEMA Purchase card

* Does not include Individually Billed Travel (IBT) Credit Cards that are issued to FEMA Travelers

FINANCIAL INFORMATION TOOL
FOR HURRICANE KATRINA, RITA, & WILMA DECLARATIONS ONLY
FEMA CREDIT CARDS ONLY *
AS OF 09-30-2006

PROG CODE	STATE NAME	EVENT NAME	VENDOR ALPHA	PROGRAM NAME	OBLIGATIONS	EXPENDITURES	
1602DR	FLORIDA	KATRINA	US BANK	22XX-TRANSPORT OF THINGS	5,000.00	140.00	
				23XX-RENT, COMM, UTILITIES	1,510.00	1,510.00	
				24XX-PRINT & REPRO	5,500.00		
				25XX-OTHER SERVICES	10,000.00	4,304.18	
				26XX-SUPPLIES & MATERIALS	62,178.70	40,848.05	
				31XX-EQUIPMENT	41,622.00	26,622.00	
				1602DR Total			
1603DR	LOUISIANA	KATRINA	BANK ONE DBA JPMORGAN CHASE BANK	26XX-SUPPLIES & MATERIALS	4,234,770.80	1,257,046.51	
				CITIBANK	21XX-TRAVEL OF PEOPLE	23,275,811.54	22,579,112.09
					22XX-TRANSPORT OF THINGS	85,000.00	85,000.00
					23XX-RENT, COMM, UTILITIES	21,600.00	1,532.32
					25XX-OTHER SERVICES		
			26XX-SUPPLIES & MATERIALS		417,000.00	342,301.17	
			US BANK	21XX-TRAVEL OF PEOPLE	228,500.00	21,485.49	
				22XX-TRANSPORT OF THINGS	40,103.00	100.00	
				23XX-RENT, COMM, UTILITIES	1,630,137.98	336,259.04	
				24XX-PRINT & REPRO	593,211.70	61,118.67	
				25XX-OTHER SERVICES	4,024,807.27	1,659,343.58	
				26XX-SUPPLIES & MATERIALS	21,237,259.50	7,458,249.59	
				31XX-EQUIPMENT	8,515,438.78	3,060,787.96	
				MANUFACTURED HOUSING	37,369.51	37,369.51	
1603DR Total					64,341,010.08	36,899,705.93	
1604DR	MISSISSIPPI	KATRINA	BANK ONE DBA JPMORGAN CHASE BANK	25XX-OTHER SERVICES	283,500.00	280,648.55	
				26XX-SUPPLIES & MATERIALS	1,147,348.67	474,091.28	
				CITIBANK	21XX-TRAVEL OF PEOPLE	19,902,337.89	19,446,796.67
			22XX-TRANSPORT OF THINGS		85,000.00	85,000.00	
			26XX-SUPPLIES & MATERIALS		136,000.00	29,893.34	
			US BANK		21XX-TRAVEL OF PEOPLE	41,248.90	3,694.21
				22XX-TRANSPORT OF THINGS	6,100.00	696.00	
				23XX-RENT, COMM, UTILITIES	319,517.77	176,269.02	
				24XX-PRINT & REPRO	846,279.46	385,035.82	
				25XX-OTHER SERVICES	1,321,215.38	790,727.64	
				26XX-SUPPLIES & MATERIALS	9,631,075.35	6,321,615.82	
			31XX-EQUIPMENT	6,085,710.36	4,512,198.22		
			MANUFACTURED HOUSING	216,500.00	16,681.90		
1604DR Total				40,021,833.78	32,523,348.47		
1605DR	ALABAMA	KATRINA	BANK ONE DBA JPMORGAN CHASE BANK	25XX-OTHER SERVICES	559,750.74	559,750.74	
				26XX-SUPPLIES & MATERIALS	1,121,212.04	1,095,304.71	
			CITIBANK	21XX-TRAVEL OF PEOPLE	5,857,208.81	5,827,715.06	
				22XX-TRANSPORT OF THINGS	70,000.00	70,000.00	
				26XX-SUPPLIES & MATERIALS	18,000.00	134.44	
			US BANK	21XX-TRAVEL OF PEOPLE	37,561.05	3,819.85	
				22XX-TRANSPORT OF THINGS	8,550.02	2,438.77	
				23XX-RENT, COMM, UTILITIES	39,000.00	22,525.00	
				24XX-PRINT & REPRO	189,892.00	115,537.27	
				25XX-OTHER SERVICES	193,395.93	51,675.71	
				26XX-SUPPLIES & MATERIALS	3,104,764.87	2,139,976.85	
31XX-EQUIPMENT	917,167.24	578,963.58					
1605DR Total				12,116,502.70	10,467,841.98		
1606DR	TEXAS	RITA	BANK ONE DBA JPMORGAN CHASE BANK	21XX-TRAVEL OF PEOPLE			
				26XX-SUPPLIES & MATERIALS	868,600.00	249,200.33	
			CITIBANK	21XX-TRAVEL OF PEOPLE	5,488,869.64	5,485,319.64	
				25XX-OTHER SERVICES			

PROG CODE	STATE NAME	EVENT NAME	VENDOR ALPHA	PROGRAM NAME	OBLIGATIONS	EXPENDITURES
				26XX-SUPPLIES & MATERIALS	112,500.00	85,424.88
			US BANK	21XX-TRAVEL OF PEOPLE	405,000.00	
				22XX-TRANSPORT OF THINGS	30,000.00	3,162.38
				23XX-RENT, COMM, UTILITIES	76,513.22	18,954.74
				24XX-PRINT & REPRO	313,555.00	153,657.05
				25XX-OTHER SERVICES	331,784.27	114,603.99
				26XX-SUPPLIES & MATERIALS	2,029,458.38	838,331.47
				31XX-EQUIPMENT	559,047.02	133,230.57
1606DR Total					10,215,327.53	7,081,885.05
1607DR	LOUISIANA	RITA	BANK ONE DBA JPMORGAN CHASE BANK	26XX-SUPPLIES & MATERIALS	310,524.00	200,518.44
			CITIBANK	21XX-TRAVEL OF PEOPLE	1,001,842.04	1,001,842.04
			US BANK	21XX-TRAVEL OF PEOPLE	40,000.00	20,000.00
				23XX-RENT, COMM, UTILITIES	501,400.00	12,522.00
				24XX-PRINT & REPRO	214,943.00	75,601.71
				25XX-OTHER SERVICES	841,103.16	31,979.24
				26XX-SUPPLIES & MATERIALS	6,986,158.00	2,889,013.80
				31XX-EQUIPMENT	1,743,374.10	68,666.85
				MANUFACTURED HOUSING		
1607DR Total					11,639,344.30	4,300,144.08
1609DR	FLORIDA	WILMA	BANK ONE DBA JPMORGAN CHASE BANK	21XX-TRAVEL OF PEOPLE		
				25XX-OTHER SERVICES	210.00	208.96
				26XX-SUPPLIES & MATERIALS	568,516.81	345,577.22
			CITIBANK	21XX-TRAVEL OF PEOPLE	1,004,717.20	818,302.43
				25XX-OTHER SERVICES	50,000.00	50,000.00
			US BANK	21XX-TRAVEL OF PEOPLE	55,431.57	2,563.06
				22XX-TRANSPORT OF THINGS		
				23XX-RENT, COMM, UTILITIES	38,174.94	19,383.08
				24XX-PRINT & REPRO	63,817.80	47,720.70
				25XX-OTHER SERVICES	119,485.58	62,845.51
				26XX-SUPPLIES & MATERIALS	868,844.42	587,621.74
				31XX-EQUIPMENT	156,494.46	100,428.45
1609DR Total					2,925,692.78	2,034,651.15
3212EM	LOUISIANA	KATRINA	US BANK	26XX-SUPPLIES & MATERIALS	2,000.00	1,284.11
3212EM Total					2,000.00	1,284.11
3215EM	ARKANSAS	KATRINA	CITIBANK	21XX-TRAVEL OF PEOPLE	1,711.85	1,711.85
			US BANK	21XX-TRAVEL OF PEOPLE	206.40	206.40
				22XX-TRANSPORT OF THINGS	8,750.00	2,420.00
				23XX-RENT, COMM, UTILITIES	6,841.50	3,241.50
				24XX-PRINT & REPRO	2,779.05	2,234.46
				25XX-OTHER SERVICES	2,795.00	1,125.00
				26XX-SUPPLIES & MATERIALS	69,173.50	52,060.48
				31XX-EQUIPMENT	17,279.02	9,741.91
3215EM Total					109,536.32	72,741.60
3216EM	TEXAS	KATRINA	BANK ONE DBA JPMORGAN CHASE BANK	26XX-SUPPLIES & MATERIALS		
			CITIBANK	21XX-TRAVEL OF PEOPLE	15,561.27	15,561.27
			US BANK	22XX-TRANSPORT OF THINGS	10,000.00	1,950.60
				23XX-RENT, COMM, UTILITIES	8,787.50	4,546.11
				24XX-PRINT & REPRO	31,554.44	23,596.04
				25XX-OTHER SERVICES	15,425.96	11,537.29
				26XX-SUPPLIES & MATERIALS	271,829.53	197,038.79
				31XX-EQUIPMENT	113,301.90	90,591.92
3216EM Total					466,460.60	344,822.02
3219EM	OKLAHOMA	KATRINA	US BANK	23XX-RENT, COMM, UTILITIES		
				24XX-PRINT & REPRO	755.65	755.65
				25XX-OTHER SERVICES		
				26XX-SUPPLIES & MATERIALS		
				31XX-EQUIPMENT		
3219EM Total					755.65	755.65
3221EM	WEST VIRGINIA	KATRINA	CITIBANK	21XX-TRAVEL OF PEOPLE	1,331.70	1,331.70
			US BANK	26XX-SUPPLIES & MATERIALS	94.45	94.45
3221EM Total					1,426.15	1,426.15

PROG CODE	STATE NAME	EVENT NAME	VENDOR ALPHA	PROGRAM NAME	OBLIGATIONS	EXPENDITURES
3223EM	UTAH	KATRINA	CITIBANK	21XX-TRAVEL OF PEOPLE	1,171.40	1,089.25
			US BANK	26XX-SUPPLIES & MATERIALS	4,000.00	
3223EM Total					5,171.40	1,089.25
3224EM	COLORADO	KATRINA	US BANK	26XX-SUPPLIES & MATERIALS	4,000.00	1,729.21
3224EM Total					4,000.00	1,729.21
3225EM	MICHIGAN	KATRINA	US BANK	26XX-SUPPLIES & MATERIALS	2,000.00	1,604.59
3225EM Total					2,000.00	1,604.59
3227EM	WASHINGTON	KATRINA	US BANK	26XX-SUPPLIES & MATERIALS	112.64	112.64
3227EM Total					112.64	112.64
3229EM	NEW MEXICO	KATRINA	US BANK	23XX-RENT, COMM, UTILITIES		
				24XX-PRINT & REPRO	36.64	36.64
				25XX-OTHER SERVICES		
				26XX-SUPPLIES & MATERIALS	115.74	15.74
				31XX-EQUIPMENT		
3229EM Total					152.38	52.38
3232EM	MISSOURI	KATRINA	US BANK	26XX-SUPPLIES & MATERIALS	5,000.00	4,328.05
3232EM Total					5,000.00	4,328.05
3234EM	SOUTH DAKOTA	KATRINA	CITIBANK	21XX-TRAVEL OF PEOPLE	677.25	
3234EM Total					677.25	
3247EM	NORTH DAKOTA	KATRINA	CITIBANK	21XX-TRAVEL OF PEOPLE	911.85	911.85
3247EM Total					911.85	911.85
3248EM	CALIFORNIA	KATRINA	CITIBANK	21XX-TRAVEL OF PEOPLE	335.68	335.68
3248EM Total					335.68	335.68
3252EM	MASSACHUSETTS	KATRINA	CITIBANK	21XX-TRAVEL OF PEOPLE	3,271.00	3,271.00
3252EM Total					3,271.00	3,271.00
3253EM	MONTANA	KATRINA	CITIBANK	21XX-TRAVEL OF PEOPLE	3,160.92	2,796.55
3253EM Total					3,160.92	2,796.55
3261EM	TEXAS	RITA	BANK ONE DBA JPMORGAN CHASE BANK	26XX-SUPPLIES & MATERIALS	1,500.00	1,500.00
			US BANK	23XX-RENT, COMM, UTILITIES	50,000.00	4,733.42
				24XX-PRINT & REPRO	20,000.00	20,000.00
				25XX-OTHER SERVICES	50,000.00	(3,807.21)
				26XX-SUPPLIES & MATERIALS	135,500.00	22,851.20
				31XX-EQUIPMENT	90,000.00	38,375.82
3261EM Total					347,000.00	83,653.23
Grand Total					142,337,493.71	93,901,914.85

NAME OF CARD	PURPOSE/USES
BANK ONE DBA JPMORGAN CHASE BANK	Fleetcard for fuel, oil, etc for government vehicles
CITIBANK	Centrally billed travel
US BANK	FEMA Purchase card

* Does not include Individually Billed Travel (IBT) Credit Cards that are issued to FEMA Travelers

Agencies Reporting Credit Card Costs and Purchases

September 30, 2006

DHS AGENCIES	DATE REPORT RECEIVED	OBLIGATIONS	EXPENDITURES
BTS			
CBP			
FLETC	10/31/2005	180,246.86	156,339.74
IAIP			
ICE	9/12/2006	958,125.29	825,375.09
NCS			
OCFO	10/25/2005	7.88	7.88
OSLGCP			
S&T	1/10/2006	100,000.00	0.00
TSA	11/1/2005	0.00	458,317.69
USCG			
USCIS	11/8/2005	0.00	0.00
USSS	11/22/2005	0.00	0.00
TOTAL		\$ 1,238,380.03	\$ 1,440,040.40

Zeros indicate the agency reported that it had no obligations and/or expenditures as of the date indicated. Blanks indicate the agency did not submit a report.

**Other Federal Agencies Reporting Credit Card
Costs And Purchases
September 30, 2006**

OTHER FEDERAL AGENCIES	DATE REPORT RECEIVED	OBLIGATIONS	EXPENDITURES
AID	9/12/2006	743.00	743.00
ARC			
CDC			
CNCS			
COE	9/8/2006	2,880,433.60	4,757,096.00
DHUD	9/8/2006	90,168.00	89,643.00
DOC			
DOD			
DOE			
DOED			
DOI	9/11/2006	9,226,033.46	3,481,343.96
DOL	5/8/2006	395,123.52	368,034.75
DOS	12/7/2005	0.00	0.00
DOT			
EEOC	1/17/2006	0.00	14,394.00
EPA	1/16/2006		999,845.66
FAA			
FCC			
FCSIC			
FMSHRC	11/1/2005	0.00	0.00
GSA	9/11/2006	342,937.82	341,686.12
HHS			
MSPB			
NARA	11/8/2005	5,024.36	481.65
NASA			
NCPC			
NCUA			

OTHER FEDERAL AGENCIES	DATE REPORT RECEIVED	OBLIGATIONS	EXPENDITURES
NGA			
NLRB	12/20/2005	0.00	13,863.60
NOAA			
NRC	1/6/2006	0.00	0.00
NSF	11/4/2005	0.00	0.00
OPM			
OSHA	9/1/2006	201,800.45	201,800.45
RRB	11/7/2005	0.00	0.00
SBA	1/4/2006	0.00	0.00
SEC			
SSA			
TREAS			
TVA	11/10/2005		0.00
USDA	5/12/2006	470,124.04	25,306,979.96
USDJ	7/11/2006	0.00	1,131,714.65
USPC			
USPHS	11/14/2005	0.00	0.00
USPS			
VA	2/1/2006	802,971.76	802,971.76
TOTAL		\$14,415,360.01	\$37,510,598.56

Only Other Federal Agencies reporting data or zeros are included in this report. Zeros indicate the agency reported that it had no obligations and/or expenditures as of the date indicated. Blanks indicate the agency did not submit a report.

FINANCIAL INFORMATION TOOL
FOR HURRICANE KATRINA, RITA, & WILMA DECLARATIONS ONLY

AS OF 09-30-2006

PROGRAM AREA	ALLOCATIONS	OBLIGATIONS	EXPENDITURES
1-HUMAN SERVICES	16,139,943,256	15,388,032,562	13,513,218,655
2-INFRASTRUCTURE	9,318,172,189	8,686,997,282	4,627,083,614
3-MITIGATION	101,743,341	89,189,839	14,835,334
4-OPERATIONS	5,536,864,067	5,524,452,156	1,831,274,957
5-ADMINISTRATION	7,414,009,530	7,081,715,554	3,903,461,981
Grand Total	38,510,732,384	36,770,387,393	23,889,874,540

FINANCIAL INFORMATION TOOL
FOR HURRICANE KATRINA, RITA, & WILMA DECLARATIONS ONLY

AS OF 09-30-2006

PROGRAM AREA	PROGRAM NAME	ALLOCATIONS	OBLIGATIONS	EXPENDITURES
1-HUMAN SERVICES	2503-UNEMPLOYMENT	452,677,112	437,778,945	437,766,002
	2504-CRISIS COUNSELING-NIMH	82,633,436	55,137,895	54,837,895
	2576-LEGAL SERVICES	353,073	320,610	132,267
	2592-INSPECTIONS	389,415,594	394,891,104	251,214,991
	4149-OTHER NEEDS ASSISTANCE	2,065,589,814	2,065,468,344	2,052,249,851
	414X-HOUSING ASSISTANCE	5,190,985,289	5,187,810,189	5,168,924,897
	4152-CRISIS COUNSELING-SCC	44,760,043	44,190,853	26,584,298
	4154-OTHER NEEDS ASSISTANCE	72,880,000	71,880,000	70,718,319
	IMMEDIATE NEEDS ASSISTANCE		277,910	
	MANUFACTURED HOUSING	7,840,648,894	7,130,276,711	5,450,790,135
1-HUMAN SERVICES Total		16,139,943,256	15,388,032,562	13,513,218,655
2-INFRASTRUCTURE	2594-INSPECTIONS	1,328,896,335	731,585,387	385,292,044
	416X-PUBLIC ASSISTANCE	7,989,275,855	7,955,411,895	4,241,791,570
2-INFRASTRUCTURE Total		9,318,172,189	8,686,997,282	4,627,083,614
3-MITIGATION	2593-INSPECTIONS	50,047,170	37,493,668	13,195,524
	4173-HAZARD MITIGATION	51,696,171	51,696,171	1,639,810
3-MITIGATION Total		101,743,341	89,189,839	14,835,334
4-OPERATIONS	2507-MISSIONS-TA	27,628,966	26,137,256	4,367,906
	2508-MISSIONS-DFA	5,509,235,101	5,498,314,900	1,826,907,051
4-OPERATIONS Total		5,536,864,067	5,524,452,156	1,831,274,957
5-ADMINISTRATION	11XX-SALARIES & BENEFITS	544,896,901	533,063,525	533,063,525
	21XX-TRAVEL	275,792,768	270,441,211	254,922,305
	22XX-TRANSPORTION	64,370,775	56,259,517	42,691,607
	23XX-RENT, COMM, UTILITIES	339,423,904	310,276,536	241,469,040
	24XX-PRINT & REPRO	7,066,044	6,287,462	2,854,705
	2501-MISSIONS-FOS	2,709,404,364	2,702,081,576	768,913,007
	25XX-OTHER SERVICES	2,436,836,587	2,225,638,137	1,363,783,997
	26XX-SUPPLIES & MATERIALS	686,487,135	651,304,544	452,459,967
	31XX-EQUIPMENT	230,381,096	213,134,812	187,544,309
	32XX-LAND & STRUCTURES	15,504,759	9,788,745	9,100,442
4101-URBAN SEARCH & RESCUE	103,845,196	103,439,490	46,659,078	
5-ADMINISTRATION Total		7,414,009,530	7,081,715,554	3,903,461,981
Grand Total		38,510,732,384	36,770,387,393	23,889,874,540

FINANCIAL INFORMATION TOOL
FOR HURRICANE KATRINA, RITA, & WILMA DECLARATIONS ONLY

AS OF 09-30-2006

PROG CODE	STATE NAME	EVENT NAME	DECLARED	ALLOCATIONS	OBLIGATIONS	EXPENDITURES
1602DR	FLORIDA	KATRINA	8/28/2005	196,783,987	191,131,651	139,322,731
1603DR	LOUISIANA	KATRINA	8/29/2005	20,442,995,159	19,444,354,176	12,976,289,206
1604DR	MISSISSIPPI	KATRINA	8/29/2005	9,696,838,423	9,164,098,961	5,269,290,869
1605DR	ALABAMA	KATRINA	8/29/2005	1,154,319,796	1,123,298,676	849,878,102
1606DR	TEXAS	RITA	9/24/2005	2,087,523,095	2,025,008,184	1,485,624,469
1607DR	LOUISIANA	RITA	9/24/2005	1,804,281,011	1,749,004,953	1,076,072,883
1609DR	FLORIDA	WILMA	10/24/2005	2,157,650,253	2,137,872,300	1,396,998,329
3212EM	LOUISIANA	KATRINA	8/27/2005	8,508,058	3,508,058	763,194
3213EM	MISSISSIPPI	KATRINA	8/28/2005	2,640,285	2,640,285	167,256
3214EM	ALABAMA	KATRINA	8/28/2005	84,454	84,454	46,672
3215EM	ARKANSAS	KATRINA	9/2/2005	54,239,035	54,202,963	48,321,603
3216EM	TEXAS	KATRINA	9/2/2005	607,491,856	605,554,443	512,917,305
3217EM	TENNESSEE	KATRINA	9/5/2005	33,338,149	33,338,148	30,707,600
3218EM	GEORGIA	KATRINA	9/5/2005	20,952,767	17,084,640	10,165,617
3219EM	OKLAHOMA	KATRINA	9/5/2005	14,427,223	12,750,611	12,025,213
3220EM	FLORIDA	KATRINA	9/5/2005	9,202,272	7,848,091	2,358,759
3221EM	WEST VIRGINIA	KATRINA	9/5/2005	906,811	886,148	869,821
3222EM	NORTH CAROLINA	KATRINA	9/5/2005	2,002,261	1,993,171	1,563,748
3223EM	UTAH	KATRINA	9/5/2005	2,010,073	1,994,700	1,478,424
3224EM	COLORADO	KATRINA	9/5/2005	14,411,310	14,222,458	14,177,506
3225EM	MICHIGAN	KATRINA	9/7/2005	2,523,594	2,281,980	2,064,641
3226EM	DISTRICT OF COLUMBIA	KATRINA	9/7/2005	1,939,371	1,890,551	482,724
3227EM	WASHINGTON	KATRINA	9/7/2005	3,564,225	3,538,988	1,024,708
3228EM	OREGON	KATRINA	9/7/2005	2,152,830	2,144,866	764,233
3229EM	NEW MEXICO	KATRINA	9/7/2005	2,246,335	1,696,644	502,437
3230EM	ILLINOIS	KATRINA	9/7/2005	2,704,396	2,577,241	2,349,805
3231EM	KENTUCKY	KATRINA	9/10/2005	4,309,961	4,139,533	1,675,181
3232EM	MISSOURI	KATRINA	9/10/2005	2,705,960	2,610,824	1,146,187
3233EM	SOUTH CAROLINA	KATRINA	9/10/2005	3,955,672	3,955,672	3,508,102
3234EM	SOUTH DAKOTA	KATRINA	9/10/2005	294,732	274,117	221,684
3235EM	PENNSYLVANIA	KATRINA	9/10/2005	4,314,775	4,297,034	2,360,361
3236EM	KANSAS	KATRINA	9/10/2005	163,420	163,419	154,284
3237EM	ALABAMA	KATRINA	9/10/2005	4,000,000	3,840,416	2,803,154
3238EM	INDIANA	KATRINA	9/10/2005	4,150,856	2,402,248	49,904
3239EM	IOWA	KATRINA	9/10/2005	250,280	249,882	221,289

PROG CODE	STATE NAME	EVENT NAME	DECLARED	ALLOCATIONS	OBLIGATIONS	EXPENDITURES
3240EM	VIRGINIA	KATRINA	9/12/2005	724,010	565,768	535,202
3241EM	ARIZONA	KATRINA	9/12/2005	7,566,408	7,559,462	5,549,774
3242EM	MINNESOTA	KATRINA	9/13/2005	15,024,450	2,875,484	1,893,902
3243EM	NEVADA	KATRINA	9/13/2005	1,333,779	1,015,341	836,472
3244EM	IDAHO	KATRINA	9/13/2005	679,077	653,991	221,896
3245EM	NEBRASKA	KATRINA	9/13/2005	296,750	296,750	135,248
3246EM	CONNECTICUT	KATRINA	9/13/2005	1,043,301	721,642	23,725
3247EM	NORTH DAKOTA	KATRINA	9/13/2005	72,002	57,069	27,307
3248EM	CALIFORNIA	KATRINA	9/13/2005	957,140	721,445	713,681
3249EM	WISCONSIN	KATRINA	9/13/2005	3,525,965	922,475	875,056
3250EM	OHIO	KATRINA	9/13/2005	2,543,530	2,500,836	1,892,189
3251EM	MARYLAND	KATRINA	9/13/2005	1,743,876	1,649,442	1,437,755
3252EM	MASSACHUSETTS	KATRINA	9/13/2005	6,366,246	6,337,264	6,263,089
3253EM	MONTANA	KATRINA	9/13/2005	444,946	435,686	153,074
3255EM	RHODE ISLAND	KATRINA	9/19/2005	1,524,708	1,155,679	945,557
3256EM	MAINE	KATRINA	9/19/2005	106,000	57,276	51,570
3257EM	NEW JERSEY	KATRINA	9/19/2005	201,343	189,258	185,283
3258EM	NEW HAMPSHIRE	KATRINA	9/19/2005	106,000	15,887	10,513
3259EM	FLORIDA	RITA	9/20/2005	10,390,801	10,225,700	5,299,936
3260EM	LOUISIANA	RITA	9/21/2005	275,000	275,000	
3261EM	TEXAS	RITA	9/21/2005	103,160,211	103,160,211	12,550,560
3262EM	NEW YORK	KATRINA	9/30/2005	2,613,314	1,954,514	1,808,888
3263EM	DELAWARE	KATRINA	9/30/2005	150,841	100,729	95,862
Grand Total				38,510,732,384	36,770,387,393	23,889,874,540

FINANCIAL INFORMATION TOOL
FOR HURRICANE KATRINA, RITA, & WILMA DECLARATIONS ONLY
AS OF 09-30-2006

EVENT NAME	STATE NAME	PROG CODE	DECLARED	ALLOCATIONS	OBLIGATIONS	EXPENDITURES
KATRINA	ALABAMA	1605DR	8/29/2005	1,154,319,796	1,123,298,676	849,878,102
		3214EM	8/28/2005	84,454	84,454	46,672
		3237EM	9/10/2005	4,000,000	3,840,416	2,803,154
	ARIZONA	3241EM	9/12/2005	7,566,408	7,559,462	5,549,774
	ARKANSAS	3215EM	9/2/2005	54,239,035	54,202,963	48,321,603
	CALIFORNIA	3248EM	9/13/2005	957,140	721,445	713,681
	COLORADO	3224EM	9/5/2005	14,411,310	14,222,458	14,177,506
	CONNECTICUT	3246EM	9/13/2005	1,043,301	721,642	23,725
	DELAWARE	3263EM	9/30/2005	150,841	100,729	95,862
	DISTRICT OF COLUMBIA	3226EM	9/7/2005	1,939,371	1,890,551	482,724
	FLORIDA	1602DR	8/28/2005	196,783,987	191,131,651	139,322,731
		3220EM	9/5/2005	9,202,272	7,848,091	2,358,759
	GEORGIA	3218EM	9/5/2005	20,952,767	17,084,640	10,165,617
	IDAHO	3244EM	9/13/2005	679,077	653,991	221,896
	ILLINOIS	3230EM	9/7/2005	2,704,396	2,577,241	2,349,805
	INDIANA	3238EM	9/10/2005	4,150,856	2,402,248	49,904
	IOWA	3239EM	9/10/2005	250,280	249,882	221,289
	KANSAS	3236EM	9/10/2005	163,420	163,419	154,284
	KENTUCKY	3231EM	9/10/2005	4,309,961	4,139,533	1,675,181
	LOUISIANA	1603DR	8/29/2005	20,442,995,159	19,444,354,176	12,976,289,206
		3212EM	8/27/2005	8,508,058	3,508,058	763,194
	MAINE	3256EM	9/19/2005	106,000	57,276	51,570
	MARYLAND	3251EM	9/13/2005	1,743,876	1,649,442	1,437,755
	MASSACHUSETTS	3252EM	9/13/2005	6,366,246	6,337,264	6,263,089
	MICHIGAN	3225EM	9/7/2005	2,523,594	2,281,980	2,064,641
	MINNESOTA	3242EM	9/13/2005	15,024,450	2,875,484	1,893,902
	MISSISSIPPI	1604DR	8/29/2005	9,696,838,423	9,164,098,961	5,269,290,869
		3213EM	8/28/2005	2,640,285	2,640,285	167,256
	MISSOURI	3232EM	9/10/2005	2,705,960	2,610,824	1,146,187
	MONTANA	3253EM	9/13/2005	444,946	435,686	153,074
	NEBRASKA	3245EM	9/13/2005	296,750	296,750	135,248
	NEVADA	3243EM	9/13/2005	1,333,779	1,015,341	836,472
	NEW HAMPSHIRE	3258EM	9/19/2005	106,000	15,887	10,513
	NEW JERSEY	3257EM	9/19/2005	201,343	189,258	185,283
	NEW MEXICO	3229EM	9/7/2005	2,246,335	1,696,644	502,437
	NEW YORK	3262EM	9/30/2005	2,613,314	1,954,514	1,808,888
	NORTH CAROLINA	3222EM	9/5/2005	2,002,261	1,993,171	1,563,748
	NORTH DAKOTA	3247EM	9/13/2005	72,002	57,069	27,307
	OHIO	3250EM	9/13/2005	2,543,530	2,500,836	1,892,189
	OKLAHOMA	3219EM	9/5/2005	14,427,223	12,750,611	12,025,213
	OREGON	3228EM	9/7/2005	2,152,830	2,144,866	764,233
	PENNSYLVANIA	3235EM	9/10/2005	4,314,775	4,297,034	2,360,361

EVENT NAME	STATE NAME	PROG CODE	DECLARED	ALLOCATIONS	OBLIGATIONS	EXPENDITURES
	RHODE ISLAND	3255EM	9/19/2005	1,524,708	1,155,679	945,557
	SOUTH CAROLINA	3233EM	9/10/2005	3,955,672	3,955,672	3,508,102
	SOUTH DAKOTA	3234EM	9/10/2005	294,732	274,117	221,684
	TENNESSEE	3217EM	9/5/2005	33,338,149	33,338,148	30,707,600
	TEXAS	3216EM	9/2/2005	607,491,856	605,554,443	512,917,305
	UTAH	3223EM	9/5/2005	2,010,073	1,994,700	1,478,424
	VIRGINIA	3240EM	9/12/2005	724,010	565,768	535,202
	WASHINGTON	3227EM	9/7/2005	3,564,225	3,538,988	1,024,708
	WEST VIRGINIA	3221EM	9/5/2005	906,811	886,148	869,821
	WISCONSIN	3249EM	9/13/2005	3,525,965	922,475	875,056
KATRINA Total				32,347,452,013	30,744,841,046	19,913,328,363
RITA	FLORIDA	3259EM	9/20/2005	10,390,801	10,225,700	5,299,936
	LOUISIANA	1607DR	9/24/2005	1,804,281,011	1,749,004,953	1,076,072,883
		3260EM	9/21/2005	275,000	275,000	
	TEXAS	1606DR	9/24/2005	2,087,523,095	2,025,008,184	1,485,624,469
		3261EM	9/21/2005	103,160,211	103,160,211	12,550,560
RITA Total				4,005,630,118	3,887,674,047	2,579,547,848
WILMA	FLORIDA	1609DR	10/24/2005	2,157,650,253	2,137,872,300	1,396,998,329
WILMA Total				2,157,650,253	2,137,872,300	1,396,998,329
Grand Total				38,510,732,384	36,770,387,393	23,889,874,540

FINANCIAL INFORMATION TOOL
FOR HURRICANE KATRINA, RITA, & WILMA DECLARATIONS ONLY

AS OF 09-30-2006

STATE NAME	EVENT NAME	PROG CODE	DECLARED	ALLOCATIONS	OBLIGATIONS	EXPENDITURES
ALABAMA	KATRINA	1605DR	8/29/2005	1,154,319,796	1,123,298,676	849,878,102
		3214EM	8/28/2005	84,454	84,454	46,672
		3237EM	9/10/2005	4,000,000	3,840,416	2,803,154
ALABAMA Total				1,158,404,250	1,127,223,546	852,727,929
ARIZONA	KATRINA	3241EM	9/12/2005	7,566,408	7,559,462	5,549,774
ARIZONA Total				7,566,408	7,559,462	5,549,774
ARKANSAS	KATRINA	3215EM	9/2/2005	54,239,035	54,202,963	48,321,603
ARKANSAS Total				54,239,035	54,202,963	48,321,603
CALIFORNIA	KATRINA	3248EM	9/13/2005	957,140	721,445	713,681
CALIFORNIA Total				957,140	721,445	713,681
COLORADO	KATRINA	3224EM	9/5/2005	14,411,310	14,222,458	14,177,506
COLORADO Total				14,411,310	14,222,458	14,177,506
CONNECTICUT	KATRINA	3246EM	9/13/2005	1,043,301	721,642	23,725
CONNECTICUT Total				1,043,301	721,642	23,725
DELAWARE	KATRINA	3263EM	9/30/2005	150,841	100,729	95,862
DELAWARE Total				150,841	100,729	95,862
DISTRICT OF COLUMBIA	KATRINA	3226EM	9/7/2005	1,939,371	1,890,551	482,724
DISTRICT OF COLUMBIA Total				1,939,371	1,890,551	482,724
FLORIDA	KATRINA	1602DR	8/28/2005	196,783,987	191,131,651	139,322,731
		3220EM	9/5/2005	9,202,272	7,848,091	2,358,759
	RITA	3259EM	9/20/2005	10,390,801	10,225,700	5,299,936
	WILMA	1609DR	10/24/2005	2,157,650,253	2,137,872,300	1,396,998,329
FLORIDA Total				2,374,027,312	2,347,077,743	1,543,979,755
GEORGIA	KATRINA	3218EM	9/5/2005	20,952,767	17,084,640	10,165,617
GEORGIA Total				20,952,767	17,084,640	10,165,617
IDAHO	KATRINA	3244EM	9/13/2005	679,077	653,991	221,896
IDAHO Total				679,077	653,991	221,896
ILLINOIS	KATRINA	3230EM	9/7/2005	2,704,396	2,577,241	2,349,805
ILLINOIS Total				2,704,396	2,577,241	2,349,805
INDIANA	KATRINA	3238EM	9/10/2005	4,150,856	2,402,248	49,904
INDIANA Total				4,150,856	2,402,248	49,904
IOWA	KATRINA	3239EM	9/10/2005	250,280	249,882	221,289
IOWA Total				250,280	249,882	221,289
KANSAS	KATRINA	3236EM	9/10/2005	163,420	163,419	154,284
KANSAS Total				163,420	163,419	154,284
KENTUCKY	KATRINA	3231EM	9/10/2005	4,309,961	4,139,533	1,675,181
KENTUCKY Total				4,309,961	4,139,533	1,675,181
LOUISIANA	KATRINA	1603DR	8/29/2005	20,442,995,159	19,444,354,176	12,976,289,206
		3212EM	8/27/2005	8,508,058	3,508,058	763,194
	RITA	1607DR	9/24/2005	1,804,281,011	1,749,004,953	1,076,072,883
	3260EM	9/21/2005	275,000	275,000		

STATE NAME	EVENT NAME	PROG CODE	DECLARED	ALLOCATIONS	OBLIGATIONS	EXPENDITURES
LOUISIANA Total				22,256,059,228	21,197,142,187	14,053,125,283
MAINE	KATRINA	3256EM	9/19/2005	106,000	57,276	51,570
MAINE Total				106,000	57,276	51,570
MARYLAND	KATRINA	3251EM	9/13/2005	1,743,876	1,649,442	1,437,755
MARYLAND Total				1,743,876	1,649,442	1,437,755
MASSACHUSETTS	KATRINA	3252EM	9/13/2005	6,366,246	6,337,264	6,263,089
MASSACHUSETTS Total				6,366,246	6,337,264	6,263,089
MICHIGAN	KATRINA	3225EM	9/7/2005	2,523,594	2,281,980	2,064,641
MICHIGAN Total				2,523,594	2,281,980	2,064,641
MINNESOTA	KATRINA	3242EM	9/13/2005	15,024,450	2,875,484	1,893,902
MINNESOTA Total				15,024,450	2,875,484	1,893,902
MISSISSIPPI	KATRINA	1604DR	8/29/2005	9,696,838,423	9,164,098,961	5,269,290,869
		3213EM	8/28/2005	2,640,285	2,640,285	167,256
MISSISSIPPI Total				9,699,478,708	9,166,739,245	5,269,458,125
MISSOURI	KATRINA	3232EM	9/10/2005	2,705,960	2,610,824	1,146,187
MISSOURI Total				2,705,960	2,610,824	1,146,187
MONTANA	KATRINA	3253EM	9/13/2005	444,946	435,686	153,074
MONTANA Total				444,946	435,686	153,074
NEBRASKA	KATRINA	3245EM	9/13/2005	296,750	296,750	135,248
NEBRASKA Total				296,750	296,750	135,248
NEVADA	KATRINA	3243EM	9/13/2005	1,333,779	1,015,341	836,472
NEVADA Total				1,333,779	1,015,341	836,472
NEW HAMPSHIRE	KATRINA	3258EM	9/19/2005	106,000	15,887	10,513
NEW HAMPSHIRE Total				106,000	15,887	10,513
NEW JERSEY	KATRINA	3257EM	9/19/2005	201,343	189,258	185,283
NEW JERSEY Total				201,343	189,258	185,283
NEW MEXICO	KATRINA	3229EM	9/7/2005	2,246,335	1,696,644	502,437
NEW MEXICO Total				2,246,335	1,696,644	502,437
NEW YORK	KATRINA	3262EM	9/30/2005	2,613,314	1,954,514	1,808,888
NEW YORK Total				2,613,314	1,954,514	1,808,888
NORTH CAROLINA	KATRINA	3222EM	9/5/2005	2,002,261	1,993,171	1,563,748
NORTH CAROLINA Total				2,002,261	1,993,171	1,563,748
NORTH DAKOTA	KATRINA	3247EM	9/13/2005	72,002	57,069	27,307
NORTH DAKOTA Total				72,002	57,069	27,307
OHIO	KATRINA	3250EM	9/13/2005	2,543,530	2,500,836	1,892,189
OHIO Total				2,543,530	2,500,836	1,892,189
OKLAHOMA	KATRINA	3219EM	9/5/2005	14,427,223	12,750,611	12,025,213
OKLAHOMA Total				14,427,223	12,750,611	12,025,213
OREGON	KATRINA	3228EM	9/7/2005	2,152,830	2,144,866	764,233
OREGON Total				2,152,830	2,144,866	764,233
PENNSYLVANIA	KATRINA	3235EM	9/10/2005	4,314,775	4,297,034	2,360,361
PENNSYLVANIA Total				4,314,775	4,297,034	2,360,361
RHODE ISLAND	KATRINA	3255EM	9/19/2005	1,524,708	1,155,679	945,557
RHODE ISLAND Total				1,524,708	1,155,679	945,557
SOUTH CAROLINA	KATRINA	3233EM	9/10/2005	3,955,672	3,955,672	3,508,102
SOUTH CAROLINA Total				3,955,672	3,955,672	3,508,102
SOUTH DAKOTA	KATRINA	3234EM	9/10/2005	294,732	274,117	221,684

STATE NAME	EVENT NAME	PROG CODE	DECLARED	ALLOCATIONS	OBLIGATIONS	EXPENDITURES
SOUTH DAKOTA Total				294,732	274,117	221,684
TENNESSEE	KATRINA	3217EM	9/5/2005	33,338,149	33,338,148	30,707,600
TENNESSEE Total				33,338,149	33,338,148	30,707,600
TEXAS	KATRINA	3216EM	9/2/2005	607,491,856	605,554,443	512,917,305
	RITA	1606DR	9/24/2005	2,087,523,095	2,025,008,184	1,485,624,469
		3261EM	9/21/2005	103,160,211	103,160,211	12,550,560
TEXAS Total				2,798,175,162	2,733,722,837	2,011,092,335
UTAH	KATRINA	3223EM	9/5/2005	2,010,073	1,994,700	1,478,424
UTAH Total				2,010,073	1,994,700	1,478,424
VIRGINIA	KATRINA	3240EM	9/12/2005	724,010	565,768	535,202
VIRGINIA Total				724,010	565,768	535,202
WASHINGTON	KATRINA	3227EM	9/7/2005	3,564,225	3,538,988	1,024,708
WASHINGTON Total				3,564,225	3,538,988	1,024,708
WEST VIRGINIA	KATRINA	3221EM	9/5/2005	906,811	886,148	869,821
WEST VIRGINIA Total				906,811	886,148	869,821
WISCONSIN	KATRINA	3249EM	9/13/2005	3,525,965	922,475	875,056
WISCONSIN Total				3,525,965	922,475	875,056
Grand Total				38,510,732,384	36,770,387,393	23,889,874,540

FINANCIAL INFORMATION TOOL
FOR HURRICANE KATRINA, RITA, & WILMA DECLARATIONS ONLY

AS OF 09-30-2006

PROG CODE	STATE NAME	EVENT NAME	DECLARED	PROGRAM AREA	ALLOCATIONS	OBLIGATIONS	EXPENDITURES
1602DR	FLORIDA	KATRINA	8/28/2005	2-INFRASTRUCTURE	164,107,074	163,677,007	125,502,964
				4-OPERATIONS	558,600	10,000	
				5-ADMINISTRATION	32,118,313	27,444,644	13,819,767
1602DR Total					196,783,987	191,131,651	139,322,731
1603DR	LOUISIANA	KATRINA	8/29/2005	1-HUMAN SERVICES	10,202,985,677	9,961,344,104	8,638,043,996
				2-INFRASTRUCTURE	4,316,422,197	3,740,751,961	1,665,016,191
				3-MITIGATION	17,702,216	11,306,217	4,963,512
				4-OPERATIONS	2,924,524,398	2,924,524,398	979,512,886
				5-ADMINISTRATION	2,981,360,670	2,806,427,495	1,688,752,621
1603DR Total					20,442,995,159	19,444,354,176	12,976,289,206
1604DR	MISSISSIPPI	KATRINA	8/29/2005	1-HUMAN SERVICES	3,423,656,813	2,962,297,028	2,585,839,846
				2-INFRASTRUCTURE	2,046,141,559	2,040,562,097	889,802,976
				3-MITIGATION	28,871,052	27,030,681	4,804,688
				4-OPERATIONS	1,494,662,910	1,494,219,909	349,177,040
				5-ADMINISTRATION	2,703,506,089	2,639,989,245	1,439,666,320
1604DR Total					9,696,838,423	9,164,098,961	5,269,290,869
1605DR	ALABAMA	KATRINA	8/29/2005	1-HUMAN SERVICES	655,365,366	640,567,763	582,509,667
				2-INFRASTRUCTURE	100,598,362	99,193,265	76,453,394
				3-MITIGATION	9,357,861	9,249,131	1,429,834
				4-OPERATIONS	181,450,000	171,450,000	57,722,186
				5-ADMINISTRATION	207,548,207	202,838,517	131,763,021
1605DR Total					1,154,319,796	1,123,298,676	849,878,102
1606DR	TEXAS	RITA	9/24/2005	1-HUMAN SERVICES	844,935,197	811,653,383	739,233,793
				2-INFRASTRUCTURE	378,128,118	378,057,276	274,011,066
				3-MITIGATION	39,533,685	35,630,694	913,430
				4-OPERATIONS	238,831,800	237,501,600	177,091,612
				5-ADMINISTRATION	586,094,296	562,165,231	294,374,569
1606DR Total					2,087,523,095	2,025,008,184	1,485,624,469
1607DR	LOUISIANA	RITA	9/24/2005	1-HUMAN SERVICES	572,574,286	572,569,286	550,774,528
				2-INFRASTRUCTURE	375,034,097	364,410,165	189,820,865
				3-MITIGATION	5,278,527	5,018,487	2,282,939
				4-OPERATIONS	417,886,000	417,886,000	147,693,556
				5-ADMINISTRATION	433,508,101	389,121,014	185,500,996
1607DR Total					1,804,281,011	1,749,004,953	1,076,072,883
1609DR	FLORIDA	WILMA	10/24/2005	1-HUMAN SERVICES	440,425,917	439,600,996	416,816,825
				2-INFRASTRUCTURE	1,147,791,806	1,138,913,358	741,419,471
				3-MITIGATION	1,000,000	954,629	440,933
				4-OPERATIONS	234,028,494	233,938,384	115,906,854
				5-ADMINISTRATION	334,404,036	324,464,933	122,414,246
1609DR Total					2,157,650,253	2,137,872,300	1,396,998,329
3212EM	LOUISIANA	KATRINA	8/27/2005	2-INFRASTRUCTURE			
				4-OPERATIONS	1,500,000	1,500,000	2,096
				5-ADMINISTRATION	7,008,058	2,008,058	761,098
3212EM Total					8,508,058	3,508,058	763,194
3213EM	MISSISSIPPI	KATRINA	8/28/2005	2-INFRASTRUCTURE			
				4-OPERATIONS			
				5-ADMINISTRATION	2,640,285	2,640,285	167,256
3213EM Total					2,640,285	2,640,285	167,256

PROG CODE	STATE NAME	EVENT NAME	DECLARED	PROGRAM AREA	ALLOCATIONS	OBLIGATIONS	EXPENDITURES
3214EM	ALABAMA	KATRINA	8/28/2005	2-INFRASTRUCTURE 4-OPERATIONS 5-ADMINISTRATION			
					84,454	84,454	46,672
3214EM Total					84,454	84,454	46,672
3215EM	ARKANSAS	KATRINA	9/2/2005	2-INFRASTRUCTURE 4-OPERATIONS 5-ADMINISTRATION	46,325,491	46,325,886	44,633,896
					3,500,000	3,500,000	
					4,413,544	4,377,077	3,687,706
3215EM Total					54,239,035	54,202,963	48,321,603
3216EM	TEXAS	KATRINA	9/2/2005	2-INFRASTRUCTURE 4-OPERATIONS 5-ADMINISTRATION	554,791,708	553,076,943	498,946,624
					33,806,865	33,806,865	4,168,728
					18,893,283	18,670,634	9,801,953
3216EM Total					607,491,856	605,554,443	512,917,305
3217EM	TENNESSEE	KATRINA	9/5/2005	2-INFRASTRUCTURE 4-OPERATIONS 5-ADMINISTRATION	33,249,786	33,249,785	30,626,237
					5,000	5,000	
					83,363	83,363	81,363
3217EM Total					33,338,149	33,338,148	30,707,600
3218EM	GEORGIA	KATRINA	9/5/2005	2-INFRASTRUCTURE 5-ADMINISTRATION	20,900,000	17,031,873	10,164,850
					52,767	52,767	767
3218EM Total					20,952,767	17,084,640	10,165,617
3219EM	OKLAHOMA	KATRINA	9/5/2005	2-INFRASTRUCTURE 5-ADMINISTRATION	14,250,313	12,588,673	11,875,879
					176,910	161,938	149,334
3219EM Total					14,427,223	12,750,611	12,025,213
3220EM	FLORIDA	KATRINA	9/5/2005	2-INFRASTRUCTURE 5-ADMINISTRATION	9,200,000	7,845,819	2,356,487
					2,272	2,272	2,272
3220EM Total					9,202,272	7,848,091	2,358,759
3221EM	WEST VIRGINIA	KATRINA	9/5/2005	2-INFRASTRUCTURE 5-ADMINISTRATION	783,000	782,658	766,331
					123,811	103,490	103,490
3221EM Total					906,811	886,148	869,821
3222EM	NORTH CAROLINA	KATRINA	9/5/2005	2-INFRASTRUCTURE 5-ADMINISTRATION	2,000,000	1,990,910	1,563,487
					2,261	2,261	261
3222EM Total					2,002,261	1,993,171	1,563,748
3223EM	UTAH	KATRINA	9/5/2005	2-INFRASTRUCTURE 4-OPERATIONS 5-ADMINISTRATION	1,928,275	1,927,275	1,418,087
					81,798	67,426	60,336
3223EM Total					2,010,073	1,994,700	1,478,424
3224EM	COLORADO	KATRINA	9/5/2005	2-INFRASTRUCTURE 4-OPERATIONS 5-ADMINISTRATION	13,597,030	13,534,963	13,500,827
					814,280	687,496	676,679
3224EM Total					14,411,310	14,222,458	14,177,506
3225EM	MICHIGAN	KATRINA	9/7/2005	2-INFRASTRUCTURE 5-ADMINISTRATION	1,920,000	1,836,248	1,656,612
					603,594	445,732	408,029
3225EM Total					2,523,594	2,281,980	2,064,641
3226EM	DISTRICT OF COLUMBIA	KATRINA	9/7/2005	2-INFRASTRUCTURE 5-ADMINISTRATION	1,838,568	1,836,498	428,671
					100,803	54,053	54,053
3226EM Total					1,939,371	1,890,551	482,724
3227EM	WASHINGTON	KATRINA	9/7/2005	2-INFRASTRUCTURE 5-ADMINISTRATION	3,122,179	3,122,177	621,547
					442,046	416,812	403,162
3227EM Total					3,564,225	3,538,988	1,024,708
3228EM	OREGON	KATRINA	9/7/2005	2-INFRASTRUCTURE 5-ADMINISTRATION	2,106,777	2,106,770	732,319
					46,053	38,096	31,915
3228EM Total					2,152,830	2,144,866	764,233
3229EM	NEW MEXICO	KATRINA	9/7/2005	2-INFRASTRUCTURE 5-ADMINISTRATION	2,139,828	1,626,513	436,075
					106,507	70,132	66,361
3229EM Total					2,246,335	1,696,644	502,437

PROG CODE	STATE NAME	EVENT NAME	DECLARED	PROGRAM AREA	ALLOCATIONS	OBLIGATIONS	EXPENDITURES
3230EM	ILLINOIS	KATRINA	9/7/2005	2-INFRASTRUCTURE	2,418,578	2,324,462	2,139,971
				5-ADMINISTRATION	285,818	252,779	209,834
3230EM Total					2,704,396	2,577,241	2,349,805
3231EM	KENTUCKY	KATRINA	9/10/2005	2-INFRASTRUCTURE	4,300,000	4,129,572	1,667,220
				5-ADMINISTRATION	9,961	9,961	7,961
3231EM Total					4,309,961	4,139,533	1,675,181
3232EM	MISSOURI	KATRINA	9/10/2005	2-INFRASTRUCTURE	1,970,264	1,970,264	518,400
				5-ADMINISTRATION	735,695	640,559	627,787
3232EM Total					2,705,960	2,610,824	1,146,187
3233EM	SOUTH CAROLINA	KATRINA	9/10/2005	2-INFRASTRUCTURE	3,913,583	3,913,582	3,468,013
				5-ADMINISTRATION	42,089	42,089	40,089
3233EM Total					3,955,672	3,955,672	3,508,102
3234EM	SOUTH DAKOTA	KATRINA	9/10/2005	2-INFRASTRUCTURE	262,032	262,031	211,332
				5-ADMINISTRATION	32,700	12,086	10,352
3234EM Total					294,732	274,117	221,684
3235EM	PENNSYLVANIA	KATRINA	9/10/2005	2-INFRASTRUCTURE	4,039,000	4,023,923	2,087,250
				5-ADMINISTRATION	275,775	273,111	273,111
3235EM Total					4,314,775	4,297,034	2,360,361
3236EM	KANSAS	KATRINA	9/10/2005	2-INFRASTRUCTURE	163,069	163,069	153,933
				5-ADMINISTRATION	351	351	351
3236EM Total					163,420	163,419	154,284
3237EM	ALABAMA	KATRINA	9/10/2005	2-INFRASTRUCTURE	3,000,000	2,840,416	2,803,154
				4-OPERATIONS	1,000,000	1,000,000	
				5-ADMINISTRATION			
3237EM Total					4,000,000	3,840,416	2,803,154
3238EM	INDIANA	KATRINA	9/10/2005	2-INFRASTRUCTURE	4,127,992	2,399,856	47,608
				5-ADMINISTRATION	22,864	2,392	2,297
3238EM Total					4,150,856	2,402,248	49,904
3239EM	IOWA	KATRINA	9/10/2005	2-INFRASTRUCTURE	244,243	244,243	215,650
				5-ADMINISTRATION	6,038	5,639	5,639
3239EM Total					250,280	249,882	221,289
3240EM	VIRGINIA	KATRINA	9/12/2005	2-INFRASTRUCTURE	593,100	454,246	423,680
				5-ADMINISTRATION	130,910	111,522	111,522
3240EM Total					724,010	565,768	535,202
3241EM	ARIZONA	KATRINA	9/12/2005	2-INFRASTRUCTURE	5,292,410	5,292,115	5,196,293
				5-ADMINISTRATION	2,273,998	2,267,347	353,481
3241EM Total					7,566,408	7,559,462	5,549,774
3242EM	MINNESOTA	KATRINA	9/13/2005	2-INFRASTRUCTURE	15,000,000	2,873,557	1,891,996
				5-ADMINISTRATION	24,450	1,927	1,905
3242EM Total					15,024,450	2,875,484	1,893,902
3243EM	NEVADA	KATRINA	9/13/2005	2-INFRASTRUCTURE	1,000,000	705,623	537,438
				5-ADMINISTRATION	333,779	309,718	299,034
3243EM Total					1,333,779	1,015,341	836,472
3244EM	IDAHO	KATRINA	9/13/2005	2-INFRASTRUCTURE	643,377	643,370	212,036
				5-ADMINISTRATION	35,700	10,621	9,860
3244EM Total					679,077	653,991	221,896
3245EM	NEBRASKA	KATRINA	9/13/2005	2-INFRASTRUCTURE	295,448	295,448	133,946
				5-ADMINISTRATION	1,302	1,302	1,302
3245EM Total					296,750	296,750	135,248
3246EM	CONNECTICUT	KATRINA	9/13/2005	2-INFRASTRUCTURE	1,000,000	684,199	
				5-ADMINISTRATION	43,301	37,443	23,725
3246EM Total					1,043,301	721,642	23,725
3247EM	NORTH DAKOTA	KATRINA	9/13/2005	2-INFRASTRUCTURE	23,747	23,747	
				5-ADMINISTRATION	48,255	33,322	27,307

PROG CODE	STATE NAME	EVENT NAME	DECLARED	PROGRAM AREA	ALLOCATIONS	OBLIGATIONS	EXPENDITURES
3247EM Total					72,002	57,069	27,307
3248EM	CALIFORNIA	KATRINA	9/13/2005	2-INFRASTRUCTURE	200,000	1,289	
				5-ADMINISTRATION	757,140	720,156	713,681
3248EM Total					957,140	721,445	713,681
3249EM	WISCONSIN	KATRINA	9/13/2005	2-INFRASTRUCTURE	3,501,228	921,249	873,831
				5-ADMINISTRATION	24,737	1,225	1,225
3249EM Total					3,525,965	922,475	875,056
3250EM	OHIO	KATRINA	9/13/2005	2-INFRASTRUCTURE	2,518,180	2,499,922	1,892,189
				5-ADMINISTRATION	25,350	914	
3250EM Total					2,543,530	2,500,836	1,892,189
3251EM	MARYLAND	KATRINA	9/13/2005	2-INFRASTRUCTURE	1,637,550	1,566,521	1,354,834
				5-ADMINISTRATION	106,326	82,921	82,921
3251EM Total					1,743,876	1,649,442	1,437,755
3252EM	MASSACHUSETTS	KATRINA	9/13/2005	2-INFRASTRUCTURE	5,900,000	5,855,581	5,789,542
				5-ADMINISTRATION	466,246	481,683	473,547
3252EM Total					6,366,246	6,337,264	6,263,089
3253EM	MONTANA	KATRINA	9/13/2005	2-INFRASTRUCTURE	400,000	397,372	117,847
				5-ADMINISTRATION	44,946	38,314	35,228
3253EM Total					444,946	435,686	153,074
3255EM	RHODE ISLAND	KATRINA	9/19/2005	2-INFRASTRUCTURE	1,500,000	1,131,503	927,088
				5-ADMINISTRATION	24,708	24,175	18,468
3255EM Total					1,524,708	1,155,679	945,557
3256EM	MAINE	KATRINA	9/19/2005	2-INFRASTRUCTURE	100,000	51,276	51,276
				5-ADMINISTRATION	6,000	6,000	294
3256EM Total					106,000	57,276	51,570
3257EM	NEW JERSEY	KATRINA	9/19/2005	2-INFRASTRUCTURE	120,026	120,026	116,692
				5-ADMINISTRATION	81,317	69,232	68,591
3257EM Total					201,343	189,258	185,283
3258EM	NEW HAMPSHIRE	KATRINA	9/19/2005	2-INFRASTRUCTURE	100,000	9,887	9,887
				5-ADMINISTRATION	6,000	6,000	626
3258EM Total					106,000	15,887	10,513
3259EM	FLORIDA	RITA	9/20/2005	2-INFRASTRUCTURE	9,100,000	8,934,900	5,216,692
				4-OPERATIONS	10,000	10,000	
				5-ADMINISTRATION	1,280,801	1,280,801	83,244
3259EM Total					10,390,801	10,225,700	5,299,936
3260EM	LOUISIANA	RITA	9/21/2005	2-INFRASTRUCTURE			
				4-OPERATIONS	100,000	100,000	
				5-ADMINISTRATION	175,000	175,000	
3260EM Total					275,000	275,000	
3261EM	TEXAS	RITA	9/21/2005	2-INFRASTRUCTURE	6,071,040	6,071,040	5,669,301
				4-OPERATIONS	5,000,000	5,000,000	
				5-ADMINISTRATION	92,089,171	92,089,171	6,881,260
3261EM Total					103,160,211	103,160,211	12,550,560
3262EM	NEW YORK	KATRINA	9/30/2005	2-INFRASTRUCTURE	2,259,214	1,644,588	1,506,239
				5-ADMINISTRATION	354,100	309,925	302,649
3262EM Total					2,613,314	1,954,514	1,808,888
3263EM	DELAWARE	KATRINA	9/30/2005	2-INFRASTRUCTURE	101,941	100,286	95,419
				5-ADMINISTRATION	48,900	443	443
3263EM Total					150,841	100,729	95,862
Grand Total					38,510,732,384	36,770,387,393	23,889,874,540

**FINANCIAL INFORMATION TOOL
FOR HURRICANE KATRINA, RITA, & WILMA DECLARATIONS ONLY
AS OF 09-30-2006**

PROG CODE	STATE NAME	EVENT NAME	DECLARED	PROGRAM AREA	PROGRAM NAME	ALLOCATIONS	OBLIGATIONS	EXPENDITURES				
1602DR	FLORIDA	KATRINA	8/28/2005	2-INFRASTRUCTURE	2594-INSPECTIONS	8,471,000	8,471,000	7,434,259				
					416X-PUBLIC ASSISTANCE	155,636,074	155,206,007	118,068,704				
				2-INFRASTRUCTURE Total						164,107,074	163,677,007	125,502,964
				4-OPERATIONS	2507-MISSIONS-TA	558,600	10,000					
					2508-MISSIONS-DFA							
				4-OPERATIONS Total						558,600	10,000	
				5-ADMINISTRATION	11XX-SALARIES & BENEFITS	2,533,231	2,397,876	2,397,876				
					21XX-TRAVEL	2,086,994	2,077,069	1,776,768				
					22XX-TRANSPORTION	586,000	525,020	37,899				
					23XX-RENT, COMM, UTILITIES	1,677,727	1,381,850	1,359,873				
					24XX-PRINT & REPRO	15,000	5,500					
					2501-MISSIONS-FOS	18,967,425	14,975,925	7,864,349				
					25XX-OTHER SERVICES	5,924,696	5,811,095	170,303				
					26XX-SUPPLIES & MATERIALS	223,618	223,618	181,007				
					31XX-EQUIPMENT	103,622	46,692	31,692				
					5-ADMINISTRATION Total						32,118,313	27,444,644
				1602DR Total						196,783,987	191,131,651	139,322,731
1603DR	LOUISIANA	KATRINA	8/29/2005	1-HUMAN SERVICES	2503-UNEMPLOYMENT	321,511,035	320,361,035	320,348,092				
					2504-CRISIS COUNSELING-NIMH	15,753,102	13,809,938	13,809,938				
					2576-LEGAL SERVICES	298,298	266,344	78,000				
					2592-INSPECTIONS	149,253,062	147,751,192	101,055,576				
					4149-OTHER NEEDS ASSISTANCE	1,467,690,254	1,467,569,342	1,461,473,722				
					414X-HOUSING ASSISTANCE	3,196,632,894	3,196,626,866	3,187,803,666				
					4152-CRISIS COUNSELING-SCC	25,596,372	25,596,372	13,627,439				
					IMMEDIATE NEEDS ASSISTANCE		267,910					
					MANUFACTURED HOUSING	5,026,250,659	4,789,095,106	3,539,847,563				
					1-HUMAN SERVICES Total						10,202,985,677	9,961,344,104
				2-INFRASTRUCTURE	2594-INSPECTIONS	908,150,600	332,539,377	236,190,871				
					416X-PUBLIC ASSISTANCE	3,408,271,597	3,408,212,584	1,428,825,319				
				2-INFRASTRUCTURE Total						4,316,422,197	3,740,751,961	1,665,016,191
				3-MITIGATION	2593-INSPECTIONS	15,233,976	8,837,977	4,217,524				
					4173-HAZARD MITIGATION	2,468,240	2,468,240	745,988				
				3-MITIGATION Total						17,702,216	11,306,217	4,963,512
				4-OPERATIONS	2507-MISSIONS-TA	8,602,000	8,602,000	1,867,825				
					2508-MISSIONS-DFA	2,915,922,398	2,915,922,398	977,645,061				
				4-OPERATIONS Total						2,924,524,398	2,924,524,398	979,512,886
				5-ADMINISTRATION	11XX-SALARIES & BENEFITS	249,124,415	242,185,594	242,185,594				
					21XX-TRAVEL	124,259,410	122,001,732	113,816,596				
					22XX-TRANSPORTION	13,264,320	13,153,336	9,995,670				
					23XX-RENT, COMM, UTILITIES	231,589,600	207,575,872	163,790,803				
					24XX-PRINT & REPRO	2,928,940	2,571,340	933,727				
					2501-MISSIONS-FOS	591,384,135	591,384,134	138,743,958				
					25XX-OTHER SERVICES	1,237,748,092	1,118,238,313	650,580,108				
					26XX-SUPPLIES & MATERIALS	345,548,580	332,707,900	232,202,980				
31XX-EQUIPMENT	125,310,118	118,591,205	102,622,863									
32XX-LAND & STRUCTURES	9,607,620	7,422,628	7,008,579									
4101-URBAN SEARCH & RESCUE	50,595,440	50,595,439	26,871,743									
5-ADMINISTRATION Total						2,981,360,670	2,806,427,495	1,688,752,621				
1603DR Total						20,442,995,159	19,444,354,176	12,976,289,206				
1604DR	MISSISSIPPI	KATRINA	8/29/2005	1-HUMAN SERVICES	2503-UNEMPLOYMENT	100,000,056	88,450,000	88,450,000				
					2504-CRISIS COUNSELING-NIMH	50,342,191	27,752,209	27,452,209				
					2576-LEGAL SERVICES	44,000	43,492	43,492				
					2592-INSPECTIONS	67,006,340	71,518,782	40,257,034				
					4149-OTHER NEEDS ASSISTANCE	315,634,328	315,634,328	313,296,979				
					414X-HOUSING ASSISTANCE	840,117,340	836,954,168	831,832,401				
					4152-CRISIS COUNSELING-SCC	12,046,760	11,477,570	8,752,904				
					IMMEDIATE NEEDS ASSISTANCE		10,000					
					MANUFACTURED HOUSING	2,038,465,798	1,610,456,480	1,275,754,827				
					1-HUMAN SERVICES Total						3,423,656,813	2,962,297,028
				2-INFRASTRUCTURE	2594-INSPECTIONS	319,927,701	318,678,500	81,192,701				
					416X-PUBLIC ASSISTANCE	1,726,213,858	1,721,883,597	808,610,275				

PROG CODE	STATE NAME	EVENT NAME	DECLARED	PROGRAM AREA	PROGRAM NAME	ALLOCATIONS	OBLIGATIONS	EXPENDITURES
				2-INFRASTRUCTURE Total		2,046,141,559	2,040,562,097	889,802,976
				3-MITIGATION	2593-INSPECTIONS	15,824,761	13,984,390	4,516,182
					4173-HAZARD MITIGATION	13,046,291	13,046,291	288,506
				3-MITIGATION Total		28,871,052	27,030,681	4,804,688
				4-OPERATIONS	2507-MISSIONS-TA	14,013,256	13,070,256	1,673,232
					2508-MISSIONS-DFA	1,480,649,654	1,481,149,653	347,503,808
				4-OPERATIONS Total		1,494,662,910	1,494,219,909	349,177,040
				5-ADMINISTRATION	11XX-SALARIES & BENEFITS	160,483,891	158,916,119	158,916,119
					21XX-TRAVEL	72,527,999	69,810,442	65,817,267
					22XX-TRANSPORTION	29,401,515	27,081,587	26,523,182
					23XX-RENT, COMM, UTILITIES	59,498,429	58,119,584	44,258,377
					24XX-PRINT & REPRO	2,253,941	2,206,347	1,175,496
					2501-MISSIONS-FOS	1,475,837,175	1,477,565,687	486,262,262
					25XX-OTHER SERVICES	601,462,107	566,971,220	407,831,168
					26XX-SUPPLIES & MATERIALS	190,055,430	177,270,025	164,416,449
					31XX-EQUIPMENT	82,047,726	75,569,244	70,332,439
					32XX-LAND & STRUCTURES	5,337,846	1,878,961	1,782,232
					4101-URBAN SEARCH & RESCUE	24,600,030	24,600,030	12,351,330
				5-ADMINISTRATION Total		2,703,506,089	2,639,989,245	1,439,666,320
				1604DR Total				
1605DR	ALABAMA	KATRINA	8/29/2005	1-HUMAN SERVICES	2503-UNEMPLOYMENT	1,948,400	1,372,364	1,372,364
					2504-CRISIS COUNSELING-NIMH	4,436,110	1,473,715	1,473,715
					2576-LEGAL SERVICES	5,775	5,775	5,775
					2592-INSPECTIONS	21,886,812	24,382,762	9,974,446
					4149-OTHER NEEDS ASSISTANCE	31,464,732	31,464,732	28,825,506
					414X-HOUSING ASSISTANCE	89,728,507	89,728,507	89,186,873
					4152-CRISIS COUNSELING-SCC	3,135,574	3,135,574	1,854,708
					MANUFACTURED HOUSING	502,759,457	489,004,335	449,816,279
1-HUMAN SERVICES Total		655,365,366	640,567,763	582,509,667				
	2-INFRASTRUCTURE	2594-INSPECTIONS	1,621,000	1,492,000	1,312,969			
		416X-PUBLIC ASSISTANCE	98,977,362	97,701,265	75,140,425			
2-INFRASTRUCTURE Total		100,598,362	99,193,265	76,453,394				
	3-MITIGATION	2593-INSPECTIONS	1,663,459	1,554,729	981,701			
		4173-HAZARD MITIGATION	7,694,402	7,694,402	448,133			
3-MITIGATION Total		9,357,861	9,249,131	1,429,834				
	4-OPERATIONS	2507-MISSIONS-TA	3,000,000	3,000,000	160,530			
		2508-MISSIONS-DFA	178,450,000	168,450,000	57,561,656			
4-OPERATIONS Total		181,450,000	171,450,000	57,722,186				
	5-ADMINISTRATION	11XX-SALARIES & BENEFITS	22,319,705	22,199,162	22,199,162			
		21XX-TRAVEL	19,268,946	19,216,763	18,156,622			
		22XX-TRANSPORTION	2,414,000	1,134,950	167,412			
		23XX-RENT, COMM, UTILITIES	8,816,157	8,611,836	5,552,632			
		24XX-PRINT & REPRO	370,892	256,104	147,995			
		2501-MISSIONS-FOS	82,185,605	82,286,605	28,837,215			
		25XX-OTHER SERVICES	58,163,358	57,172,367	47,308,964			
		26XX-SUPPLIES & MATERIALS	10,081,246	8,551,840	6,394,711			
		31XX-EQUIPMENT	3,894,798	3,408,890	2,998,308			
		4101-URBAN SEARCH & RESCUE	33,500					
5-ADMINISTRATION Total		207,548,207	202,838,517	131,763,021				
1605DR Total						1,154,319,796	1,123,298,676	849,878,102
1606DR	TEXAS	RYAN	9/24/2005	1-HUMAN SERVICES	2503-UNEMPLOYMENT	11,382,008	9,759,933	9,759,933
					2504-CRISIS COUNSELING-NIMH	1,546,988	1,546,988	1,546,988
					2576-LEGAL SERVICES			
					2592-INSPECTIONS	61,295,928	61,264,925	36,926,201
					4149-OTHER NEEDS ASSISTANCE	500		(11,155)
					414X-HOUSING ASSISTANCE	508,764,899	508,764,000	505,539,329
					4152-CRISIS COUNSELING-SCC	1,557,215	1,557,215	650,742
					4154-OTHER NEEDS ASSISTANCE	72,880,000	71,880,000	70,718,319
					MANUFACTURED HOUSING	187,507,659	156,880,323	114,103,437
1-HUMAN SERVICES Total		844,935,197	811,653,383	739,233,793				
	2-INFRASTRUCTURE	2594-INSPECTIONS	14,680,900	14,610,058	12,695,558			
		416X-PUBLIC ASSISTANCE	363,447,218	363,447,217	261,315,508			
2-INFRASTRUCTURE Total		378,128,118	378,057,276	274,011,066				
	3-MITIGATION	2593-INSPECTIONS	11,479,991	7,577,000	891,528			
		4173-HAZARD MITIGATION	28,053,694	28,053,694	21,902			
3-MITIGATION Total		39,533,685	35,630,694	913,430				

PROG CODE	STATE NAME	EVENT NAME	DECLARED	PROGRAM AREA	PROGRAM NAME	ALLOCATIONS	OBLIGATIONS	EXPENDITURES
				4-OPERATIONS	2507-MISSIONS-TA	150,000	150,000	10,594
					2508-MISSIONS-DFA	238,681,800	237,351,600	177,081,018
				4-OPERATIONS Total		238,831,800	237,501,600	177,091,612
				5-ADMINISTRATION	11XX-SALARIES & BENEFITS	47,368,056	45,562,873	45,562,873
					21XX-TRAVEL	30,964,242	30,914,915	29,929,415
					22XX-TRANSPORTION	2,549,000	534,208	391,532
					23XX-RENT, COMM, UTILITIES	15,347,991	14,255,181	10,608,654
					24XX-PRINT & REPRO	623,000	467,393	193,921
					2501-MISSIONS-FOS	255,918,964	255,753,459	45,615,507
					25XX-OTHER SERVICES	196,499,400	182,713,004	146,596,683
					26XX-SUPPLIES & MATERIALS	8,488,417	5,554,060	3,400,926
					31XX-EQUIPMENT	9,076,000	7,211,012	6,537,885
					32XX-LAND & STRUCTURES	65,000	4,900	1,225
					4101-URBAN SEARCH & RESCUE	19,194,226	19,194,226	5,535,948
				5-ADMINISTRATION Total		586,094,296	562,165,231	294,374,569
1606DR Total					2,087,523,095	2,025,008,184	1,485,624,469	
1607DR	LOUISIANA	RITA	9/24/2005	1-HUMAN SERVICES	2503-UNEMPLOYMENT	11,785,488	11,785,488	11,785,488
					2504-CRISIS COUNSELING-NIMH	2,308,237	2,308,237	2,308,237
					2592-INSPECTIONS	43,618,542	43,618,542	23,930,428
					4149-OTHER NEEDS ASSISTANCE	106,800,000	106,800,000	105,106,816
					414X-HOUSING ASSISTANCE	406,546,649	406,541,649	406,128,189
					MANUFACTURED HOUSING	1,515,370	1,515,370	1,515,370
				1-HUMAN SERVICES Total		572,574,286	572,569,286	550,774,528
				2-INFRASTRUCTURE	2594-INSPECTIONS	15,722,000	5,915,000	4,510,105
					416X-PUBLIC ASSISTANCE	359,312,097	358,495,165	185,310,759
				2-INFRASTRUCTURE Total		375,034,097	364,410,165	189,820,865
				3-MITIGATION	2593-INSPECTIONS	4,844,983	4,584,943	2,147,657
					4173-HAZARD MITIGATION	433,544	433,544	135,281
				3-MITIGATION Total		5,278,527	5,018,487	2,282,939
				4-OPERATIONS	2507-MISSIONS-TA	600,000	600,000	284,035
					2508-MISSIONS-DFA	417,286,000	417,286,000	147,409,521
				4-OPERATIONS Total		417,886,000	417,886,000	147,693,556
				5-ADMINISTRATION	11XX-SALARIES & BENEFITS	17,227,821	17,114,747	17,114,747
					21XX-TRAVEL	4,220,300	4,218,186	4,060,737
					22XX-TRANSPORTION	1,212,000	1,146,601	980,720
					23XX-RENT, COMM, UTILITIES	11,495,183	9,869,877	6,904,530
					24XX-PRINT & REPRO	520,000	457,786	107,768
					2501-MISSIONS-FOS	38,323,185	38,323,185	18,742,572
					25XX-OTHER SERVICES	312,350,237	271,833,608	104,234,985
					26XX-SUPPLIES & MATERIALS	40,404,375	39,316,210	30,315,238
					31XX-EQUIPMENT	4,149,000	3,354,814	1,537,685
					32XX-LAND & STRUCTURES	400,000	400,000	226,151
					4101-URBAN SEARCH & RESCUE	3,206,000	3,086,000	1,275,863
				5-ADMINISTRATION Total		433,508,101	389,121,014	185,500,996
1607DR Total						1,804,281,011	1,749,004,953	1,076,072,883
1609DR	FLORIDA	WILMA	10/24/2005	1-HUMAN SERVICES	2503-UNEMPLOYMENT	6,050,125	6,050,125	6,050,125
					2504-CRISIS COUNSELING-NIMH	8,246,808	8,246,808	8,246,808
					2576-LEGAL SERVICES	5,000	5,000	5,000
					2592-INSPECTIONS	46,354,910	46,354,901	39,071,307
					4149-OTHER NEEDS ASSISTANCE	144,000,000	143,999,943	143,557,984
					414X-HOUSING ASSISTANCE	149,195,000	149,195,000	148,434,439
					4152-CRISIS COUNSELING-SCC	2,424,122	2,424,122	1,698,505
					MANUFACTURED HOUSING	84,149,952	83,325,097	69,752,658
				1-HUMAN SERVICES Total		440,425,917	439,600,996	416,816,825
				2-INFRASTRUCTURE	2594-INSPECTIONS	51,741,806	43,152,079	36,421,953
					416X-PUBLIC ASSISTANCE	1,096,050,000	1,095,761,279	704,997,518
				2-INFRASTRUCTURE Total		1,147,791,806	1,138,913,358	741,419,471
				3-MITIGATION	2593-INSPECTIONS	1,000,000	954,629	440,933
				3-MITIGATION Total		1,000,000	954,629	440,933
				4-OPERATIONS	2507-MISSIONS-TA	700,110	700,000	371,690
					2508-MISSIONS-DFA	233,328,384	233,238,384	115,535,164
				4-OPERATIONS Total		234,028,494	233,938,384	115,906,854
				5-ADMINISTRATION	11XX-SALARIES & BENEFITS	37,527,330	37,179,544	37,179,544
					21XX-TRAVEL	15,124,700	15,121,873	14,544,532
					22XX-TRANSPORTION	14,835,440	12,625,440	4,561,644
					23XX-RENT, COMM, UTILITIES	7,877,605	7,380,252	6,547,522

PROG CODE	STATE NAME	EVENT NAME	DECLARED	PROGRAM AREA	PROGRAM NAME	ALLOCATIONS	OBLIGATIONS	EXPENDITURES
					24XX-PRINT & REPRO	288,500	262,366	245,035
					2501-MISSIONS-FOS	135,809,959	135,809,959	36,659,312
					25XX-OTHER SERVICES	22,962,000	21,195,040	6,208,882
					26XX-SUPPLIES & MATERIALS	89,822,445	85,840,311	14,082,083
					31XX-EQUIPMENT	3,845,765	3,004,100	1,679,245
					32XX-LAND & STRUCTURES	94,293	82,255	82,255
					4101-URBAN SEARCH & RESCUE	6,216,000	5,963,794	624,194
				5-ADMINISTRATION Total		334,404,036	324,464,933	122,414,246
1609DR Total						2,157,650,253	2,137,872,300	1,396,998,329
3212EM	LOUISIANA	KATRINA	8/27/2005	2-INFRASTRUCTURE	416X-PUBLIC ASSISTANCE			
				2-INFRASTRUCTURE Total				
				4-OPERATIONS	2508-MISSIONS-DFA	1,500,000	1,500,000	2,096
				4-OPERATIONS Total		1,500,000	1,500,000	2,096
				5-ADMINISTRATION	11XX-SALARIES & BENEFITS	1,922	1,922	1,922
					21XX-TRAVEL	5,559	5,559	5,559
					22XX-TRANSPORTION			
					23XX-RENT, COMM, UTILITIES	588,577	588,577	577,493
					24XX-PRINT & REPRO			
					2501-MISSIONS-FOS	6,370,000	1,370,000	134,840
					25XX-OTHER SERVICES	40,000	40,000	40,000
					26XX-SUPPLIES & MATERIALS	2,000	2,000	1,284
					31XX-EQUIPMENT			
				5-ADMINISTRATION Total		7,008,058	2,008,058	761,098
3212EM Total						8,508,058	3,508,058	763,194
3213EM	MISSISSIPPI	KATRINA	8/28/2005	2-INFRASTRUCTURE	416X-PUBLIC ASSISTANCE			
				2-INFRASTRUCTURE Total				
				4-OPERATIONS	2507-MISSIONS-TA			
					2508-MISSIONS-DFA			
				4-OPERATIONS Total				
				5-ADMINISTRATION	11XX-SALARIES & BENEFITS	288	288	288
					21XX-TRAVEL			
					22XX-TRANSPORTION			
					23XX-RENT, COMM, UTILITIES			
					24XX-PRINT & REPRO			
					2501-MISSIONS-FOS	2,630,157	2,630,157	166,968
					25XX-OTHER SERVICES	9,840	9,840	
					26XX-SUPPLIES & MATERIALS			
					31XX-EQUIPMENT			
				5-ADMINISTRATION Total		2,640,285	2,640,285	167,256
3213EM Total						2,640,285	2,640,285	167,256
3214EM	ALABAMA	KATRINA	8/28/2005	2-INFRASTRUCTURE	416X-PUBLIC ASSISTANCE			
				2-INFRASTRUCTURE Total				
				4-OPERATIONS	2507-MISSIONS-TA			
					2508-MISSIONS-DFA			
				4-OPERATIONS Total				
				5-ADMINISTRATION	11XX-SALARIES & BENEFITS			
					21XX-TRAVEL			
					22XX-TRANSPORTION			
					23XX-RENT, COMM, UTILITIES	30,000	30,000	30,000
					24XX-PRINT & REPRO			
					2501-MISSIONS-FOS	31,478	31,478	(6,304)
					26XX-SUPPLIES & MATERIALS			
					31XX-EQUIPMENT			
				5-ADMINISTRATION Total		22,976	22,976	22,976
3214EM Total						84,454	84,454	46,672
3215EM	ARKANSAS	KATRINA	9/2/2005	2-INFRASTRUCTURE	2594-INSPECTIONS	1,583,900	1,584,295	1,521,894
					416X-PUBLIC ASSISTANCE	44,741,591	44,741,591	43,112,003
				2-INFRASTRUCTURE Total		46,325,491	46,325,886	44,633,896
				4-OPERATIONS	2508-MISSIONS-DFA	3,500,000	3,500,000	
				4-OPERATIONS Total		3,500,000	3,500,000	
				5-ADMINISTRATION	11XX-SALARIES & BENEFITS	1,559,453	1,571,633	1,571,633
					21XX-TRAVEL	1,720,912	1,715,246	1,687,582
					22XX-TRANSPORTION	17,100	16,775	8,807
					23XX-RENT, COMM, UTILITIES	391,644	352,485	315,479
					24XX-PRINT & REPRO	2,780	2,779	2,234
					2501-MISSIONS-FOS	575,295	580,000	7,452
					25XX-OTHER SERVICES	7,500	2,795	1,125

PROG CODE	STATE NAME	EVENT NAME	DECLARED	PROGRAM AREA	PROGRAM NAME	ALLOCATIONS	OBLIGATIONS	EXPENDITURES
					26XX-SUPPLIES & MATERIALS	85,580	82,085	59,972
					31XX-EQUIPMENT	53,280	53,279	33,422
					32XX-LAND & STRUCTURES			
					5-ADMINISTRATION Total	4,413,544	4,377,077	3,687,706
3215EM Total						54,239,035	54,202,963	48,321,603
3216EM	TEXAS	KATRINA	9/2/2005	2-INFRASTRUCTURE	2594-INSPECTIONS	6,508,500	4,793,737	3,711,177
					416X-PUBLIC ASSISTANCE	548,283,208	548,283,206	495,235,447
					2-INFRASTRUCTURE Total	554,791,708	553,076,943	498,946,624
				4-OPERATIONS	2508-MISSIONS-DFA	33,806,865	33,806,865	4,168,728
					4-OPERATIONS Total	33,806,865	33,806,865	4,168,728
				5-ADMINISTRATION	11XX-SALARIES & BENEFITS	2,634,491	2,507,062	2,507,062
					21XX-TRAVEL	2,871,405	2,850,623	2,841,929
					22XX-TRANSPORTION	84,000	38,683	21,890
					23XX-RENT, COMM, UTILITIES	2,060,992	2,061,022	1,518,943
					24XX-PRINT & REPRO	41,491	37,054	27,736
					2501-MISSIONS-FOS	9,034,355	9,034,356	1,212,543
					25XX-OTHER SERVICES	502,386	483,886	236,756
					26XX-SUPPLIES & MATERIALS	1,151,334	1,149,332	999,655
					31XX-EQUIPMENT	512,827	508,616	435,439
					5-ADMINISTRATION Total	18,893,283	18,670,634	9,801,953
3216EM Total						607,491,856	605,554,443	512,917,305
3217EM	TENNESSEE	KATRINA	9/5/2005	2-INFRASTRUCTURE	416X-PUBLIC ASSISTANCE	33,249,786	33,249,785	30,626,237
					2-INFRASTRUCTURE Total	33,249,786	33,249,785	30,626,237
				4-OPERATIONS	2507-MISSIONS-TA	5,000	5,000	
					4-OPERATIONS Total	5,000	5,000	
				5-ADMINISTRATION	11XX-SALARIES & BENEFITS	13,380	13,380	13,380
					21XX-TRAVEL	67,983	67,983	67,983
					22XX-TRANSPORTION			
					23XX-RENT, COMM, UTILITIES			
					24XX-PRINT & REPRO			
					2501-MISSIONS-FOS	2,000	2,000	
					26XX-SUPPLIES & MATERIALS			
					5-ADMINISTRATION Total	83,363	83,363	81,363
3217EM Total						33,338,149	33,338,148	30,707,600
3218EM	GEORGIA	KATRINA	9/5/2005	2-INFRASTRUCTURE	416X-PUBLIC ASSISTANCE	20,900,000	17,031,873	10,164,850
					2-INFRASTRUCTURE Total	20,900,000	17,031,873	10,164,850
				5-ADMINISTRATION	11XX-SALARIES & BENEFITS			
					21XX-TRAVEL	767	767	767
					22XX-TRANSPORTION			
					23XX-RENT, COMM, UTILITIES			
					24XX-PRINT & REPRO			
					2501-MISSIONS-FOS	52,000	52,000	
					26XX-SUPPLIES & MATERIALS			
					5-ADMINISTRATION Total	52,767	52,767	767
3218EM Total						20,952,767	17,084,640	10,165,617
3219EM	OKLAHOMA	KATRINA	9/5/2005	2-INFRASTRUCTURE	416X-PUBLIC ASSISTANCE	14,250,313	12,588,673	11,875,879
					2-INFRASTRUCTURE Total	14,250,313	12,588,673	11,875,879
				5-ADMINISTRATION	11XX-SALARIES & BENEFITS	85,951	72,669	72,669
					21XX-TRAVEL	88,459	88,459	75,855
					22XX-TRANSPORTION	500		
					23XX-RENT, COMM, UTILITIES			
					24XX-PRINT & REPRO	1,000	756	756
					25XX-OTHER SERVICES			
					26XX-SUPPLIES & MATERIALS	1,000	54	54
					31XX-EQUIPMENT			
					5-ADMINISTRATION Total	176,910	161,938	149,334
3219EM Total						14,427,223	12,750,611	12,025,213
3220EM	FLORIDA	KATRINA	9/5/2005	2-INFRASTRUCTURE	416X-PUBLIC ASSISTANCE	9,200,000	7,845,819	2,356,487
					2-INFRASTRUCTURE Total	9,200,000	7,845,819	2,356,487
				5-ADMINISTRATION	11XX-SALARIES & BENEFITS	2,272	2,272	2,272
					21XX-TRAVEL			
					22XX-TRANSPORTION			
					23XX-RENT, COMM, UTILITIES			
					24XX-PRINT & REPRO			
					2501-MISSIONS-FOS			
					26XX-SUPPLIES & MATERIALS			

PROG CODE	STATE NAME	EVENT NAME	DECLARED	PROGRAM AREA	PROGRAM NAME	ALLOCATIONS	OBLIGATIONS	EXPENDITURES
5-ADMINISTRATION Total						2,272	2,272	2,272
3220EM Total						9,202,272	7,848,091	2,358,759
3221EM	WEST VIRGINIA	KATRINA	9/5/2005	2-INFRASTRUCTURE	416X-PUBLIC ASSISTANCE	783,000	782,658	766,331
2-INFRASTRUCTURE Total						783,000	782,658	766,331
5-ADMINISTRATION						11XX-SALARIES & BENEFITS	87,195	75,094
						21XX-TRAVEL	36,522	28,302
						22XX-TRANSPORTION		
						23XX-RENT, COMM, UTILITIES		
						24XX-PRINT & REPRO		
						26XX-SUPPLIES & MATERIALS		
5-ADMINISTRATION Total						94	94	94
3221EM Total						123,811	103,490	103,490
3222EM	NORTH CAROLINA	KATRINA	9/5/2005	2-INFRASTRUCTURE	416X-PUBLIC ASSISTANCE	2,000,000	1,990,910	1,563,487
2-INFRASTRUCTURE Total						2,000,000	1,990,910	1,563,487
5-ADMINISTRATION						261	261	261
						11XX-SALARIES & BENEFITS		
						21XX-TRAVEL		
						22XX-TRANSPORTION		
						23XX-RENT, COMM, UTILITIES		
						24XX-PRINT & REPRO		
						2501-MISSIONS-FOS	2,000	2,000
						26XX-SUPPLIES & MATERIALS		
5-ADMINISTRATION Total						2,261	2,261	261
3222EM Total						2,002,261	1,993,171	1,563,748
3223EM	UTAH	KATRINA	9/5/2005	2-INFRASTRUCTURE	2594-INSPECTIONS	10,000	9,000	
						416X-PUBLIC ASSISTANCE	1,918,275	1,418,087
2-INFRASTRUCTURE Total						1,928,275	1,927,275	1,418,087
4-OPERATIONS						2507-MISSIONS-TA		
						2508-MISSIONS-DFA		
4-OPERATIONS Total								
5-ADMINISTRATION						11XX-SALARIES & BENEFITS	35,606	24,242
						21XX-TRAVEL	39,192	36,095
						22XX-TRANSPORTION		
						23XX-RENT, COMM, UTILITIES		
						24XX-PRINT & REPRO		
						26XX-SUPPLIES & MATERIALS	7,000	4,000
5-ADMINISTRATION Total						81,798	67,426	60,336
3223EM Total						2,010,073	1,994,700	1,478,424
3224EM	COLORADO	KATRINA	9/5/2005	2-INFRASTRUCTURE	416X-PUBLIC ASSISTANCE	13,597,030	13,534,963	13,500,827
2-INFRASTRUCTURE Total						13,597,030	13,534,963	13,500,827
4-OPERATIONS						2508-MISSIONS-DFA		
4-OPERATIONS Total								
5-ADMINISTRATION						11XX-SALARIES & BENEFITS	619,997	496,757
						21XX-TRAVEL	186,783	178,193
						22XX-TRANSPORTION	500	16
						23XX-RENT, COMM, UTILITIES		
						24XX-PRINT & REPRO		
						2501-MISSIONS-FOS		
						26XX-SUPPLIES & MATERIALS	7,000	4,000
5-ADMINISTRATION Total						814,280	687,496	676,679
3224EM Total						14,411,310	14,222,458	14,177,506
3225EM	MICHIGAN	KATRINA	9/7/2005	2-INFRASTRUCTURE	416X-PUBLIC ASSISTANCE	1,920,000	1,836,248	1,656,612
2-INFRASTRUCTURE Total						1,920,000	1,836,248	1,656,612
5-ADMINISTRATION						11XX-SALARIES & BENEFITS	361,334	240,932
						21XX-TRAVEL	238,260	165,000
						22XX-TRANSPORTION	1,000	493
						23XX-RENT, COMM, UTILITIES		
						24XX-PRINT & REPRO		
						26XX-SUPPLIES & MATERIALS	2,000	1,605
						31XX-EQUIPMENT	1,000	
5-ADMINISTRATION Total						603,594	445,732	408,029
3225EM Total						2,523,594	2,281,980	2,064,641
3226EM	DISTRICT OF COLUMBIA	KATRINA	9/7/2005	2-INFRASTRUCTURE	416X-PUBLIC ASSISTANCE	1,838,568	1,836,498	428,671
2-INFRASTRUCTURE Total						1,838,568	1,836,498	428,671
5-ADMINISTRATION						11XX-SALARIES & BENEFITS	54,856	15,430
						21XX-TRAVEL	45,947	38,623
						22XX-TRANSPORTION		

PROG CODE	STATE NAME	EVENT NAME	DECLARED	PROGRAM AREA	PROGRAM NAME	ALLOCATIONS	OBLIGATIONS	EXPENDITURES
					23XX-RENT, COMM, UTILITIES			
					24XX-PRINT & REPRO			
					26XX-SUPPLIES & MATERIALS			
				5-ADMINISTRATION Total		100,803	54,053	54,053
3226EM Total						1,939,371	1,890,551	482,724
3227EM	WASHINGTON	KATRINA	9/7/2005	2-INFRASTRUCTURE	416X-PUBLIC ASSISTANCE	3,122,179	3,122,177	621,547
				2-INFRASTRUCTURE Total		3,122,179	3,122,177	621,547
				5-ADMINISTRATION	11XX-SALARIES & BENEFITS	292,715	276,901	276,901
					21XX-TRAVEL	149,218	139,798	126,148
					22XX-TRANSPORTION			
					23XX-RENT, COMM, UTILITIES			
					24XX-PRINT & REPRO			
					26XX-SUPPLIES & MATERIALS			
				5-ADMINISTRATION Total		113	113	113
						442,046	416,812	403,162
3227EM Total						3,564,225	3,538,988	1,024,708
3228EM	OREGON	KATRINA	9/7/2005	2-INFRASTRUCTURE	416X-PUBLIC ASSISTANCE	2,106,777	2,106,770	732,319
				2-INFRASTRUCTURE Total		2,106,777	2,106,770	732,319
				5-ADMINISTRATION	11XX-SALARIES & BENEFITS	24,131	17,674	17,674
					21XX-TRAVEL	21,922	20,422	14,241
					22XX-TRANSPORTION			
					23XX-RENT, COMM, UTILITIES			
					24XX-PRINT & REPRO			
					26XX-SUPPLIES & MATERIALS			
				5-ADMINISTRATION Total		46,053	38,096	31,915
3228EM Total						2,152,830	2,144,866	764,233
3229EM	NEW MEXICO	KATRINA	9/7/2005	2-INFRASTRUCTURE	2594-INSPECTIONS	139,828	139,841	117,376
					416X-PUBLIC ASSISTANCE	2,000,000	1,486,672	318,700
				2-INFRASTRUCTURE Total		2,139,828	1,626,513	436,075
				5-ADMINISTRATION	11XX-SALARIES & BENEFITS	56,149	25,737	25,737
					21XX-TRAVEL	44,242	44,242	40,572
					22XX-TRANSPORTION	2,500		
					23XX-RENT, COMM, UTILITIES			
					24XX-PRINT & REPRO			
					25XX-OTHER SERVICES	500	37	37
					26XX-SUPPLIES & MATERIALS			
					31XX-EQUIPMENT	3,116	116	16
				5-ADMINISTRATION Total		106,507	70,132	66,361
3229EM Total						2,246,335	1,696,644	502,437
3230EM	ILLINOIS	KATRINA	9/7/2005	2-INFRASTRUCTURE	416X-PUBLIC ASSISTANCE	2,418,578	2,324,462	2,139,971
				2-INFRASTRUCTURE Total		2,418,578	2,324,462	2,139,971
				5-ADMINISTRATION	11XX-SALARIES & BENEFITS	166,981	150,385	150,385
					21XX-TRAVEL	118,837	102,394	59,449
					22XX-TRANSPORTION			
					23XX-RENT, COMM, UTILITIES			
					24XX-PRINT & REPRO			
					26XX-SUPPLIES & MATERIALS			
				5-ADMINISTRATION Total		285,818	252,779	209,834
3230EM Total						2,704,396	2,577,241	2,349,805
3231EM	KENTUCKY	KATRINA	9/10/2005	2-INFRASTRUCTURE	416X-PUBLIC ASSISTANCE	4,300,000	4,129,572	1,667,220
				2-INFRASTRUCTURE Total		4,300,000	4,129,572	1,667,220
				5-ADMINISTRATION	11XX-SALARIES & BENEFITS			
					21XX-TRAVEL	7,961	7,961	7,961
					22XX-TRANSPORTION			
					23XX-RENT, COMM, UTILITIES			
					24XX-PRINT & REPRO			
					2501-MISSIONS-FOS	2,000	2,000	
					26XX-SUPPLIES & MATERIALS			
				5-ADMINISTRATION Total		9,961	9,961	7,961
3231EM Total						4,309,961	4,139,533	1,675,181
3232EM	MISSOURI	KATRINA	9/10/2005	2-INFRASTRUCTURE	416X-PUBLIC ASSISTANCE	1,970,264	1,970,264	518,400
				2-INFRASTRUCTURE Total		1,970,264	1,970,264	518,400
				5-ADMINISTRATION	11XX-SALARIES & BENEFITS	498,522	403,387	403,387
					21XX-TRAVEL	231,173	231,172	219,072
					22XX-TRANSPORTION	1,000	1,000	1,000
					23XX-RENT, COMM, UTILITIES			
					24XX-PRINT & REPRO			

PROG CODE	STATE NAME	EVENT NAME	DECLARED	PROGRAM AREA	PROGRAM NAME	ALLOCATIONS	OBLIGATIONS	EXPENDITURES
					2501-MISSIONS-FOS			
					26XX-SUPPLIES & MATERIALS	5,000	5,000	4,328
				5-ADMINISTRATION Total		735,695	640,559	627,787
3232EM Total						2,705,960	2,610,824	1,146,187
3233EM	SOUTH CAROLINA	KATRINA	9/10/2005	2-INFRASTRUCTURE	416X-PUBLIC ASSISTANCE	3,913,583	3,913,582	3,468,013
				2-INFRASTRUCTURE Total		3,913,583	3,913,582	3,468,013
				5-ADMINISTRATION	11XX-SALARIES & BENEFITS			
					21XX-TRAVEL	40,089	40,089	40,089
					22XX-TRANSPORTION			
					23XX-RENT, COMM, UTILITIES			
					24XX-PRINT & REPRO			
					2501-MISSIONS-FOS	2,000	2,000	
					26XX-SUPPLIES & MATERIALS			
				5-ADMINISTRATION Total		42,089	42,089	40,089
3233EM Total						3,955,672	3,955,672	3,508,102
3234EM	SOUTH DAKOTA	KATRINA	9/10/2005	2-INFRASTRUCTURE	416X-PUBLIC ASSISTANCE	262,032	262,031	211,332
				2-INFRASTRUCTURE Total		262,032	262,031	211,332
				5-ADMINISTRATION	11XX-SALARIES & BENEFITS	20,700	2,086	2,086
					21XX-TRAVEL	10,000	10,000	8,266
					22XX-TRANSPORTION			
					23XX-RENT, COMM, UTILITIES			
					24XX-PRINT & REPRO			
					26XX-SUPPLIES & MATERIALS	2,000		
				5-ADMINISTRATION Total		32,700	12,086	10,352
3234EM Total						294,732	274,117	221,684
3235EM	PENNSYLVANIA	KATRINA	9/10/2005	2-INFRASTRUCTURE	416X-PUBLIC ASSISTANCE	4,039,000	4,023,923	2,087,250
				2-INFRASTRUCTURE Total		4,039,000	4,023,923	2,087,250
				5-ADMINISTRATION	11XX-SALARIES & BENEFITS	174,346	182,770	182,770
					21XX-TRAVEL	101,429	90,341	90,341
					22XX-TRANSPORTION			
					23XX-RENT, COMM, UTILITIES			
					24XX-PRINT & REPRO			
					26XX-SUPPLIES & MATERIALS			
				5-ADMINISTRATION Total		275,775	273,111	273,111
3235EM Total						4,314,775	4,297,034	2,360,361
3236EM	KANSAS	KATRINA	9/10/2005	2-INFRASTRUCTURE	416X-PUBLIC ASSISTANCE	163,069	163,069	153,933
				2-INFRASTRUCTURE Total		163,069	163,069	153,933
				5-ADMINISTRATION	11XX-SALARIES & BENEFITS			
					21XX-TRAVEL	351	351	351
					22XX-TRANSPORTION			
					23XX-RENT, COMM, UTILITIES			
					24XX-PRINT & REPRO			
					26XX-SUPPLIES & MATERIALS			
				5-ADMINISTRATION Total		351	351	351
3236EM Total						163,420	163,419	154,284
3237EM	ALABAMA	KATRINA	9/10/2005	2-INFRASTRUCTURE	416X-PUBLIC ASSISTANCE	3,000,000	2,840,416	2,803,154
				2-INFRASTRUCTURE Total		3,000,000	2,840,416	2,803,154
				4-OPERATIONS	2508-MISSIONS-DFA	1,000,000	1,000,000	
				4-OPERATIONS Total		1,000,000	1,000,000	
				5-ADMINISTRATION	11XX-SALARIES & BENEFITS			
					21XX-TRAVEL			
					22XX-TRANSPORTION			
					23XX-RENT, COMM, UTILITIES			
					24XX-PRINT & REPRO			
					26XX-SUPPLIES & MATERIALS			
				5-ADMINISTRATION Total				
3237EM Total						4,000,000	3,840,416	2,803,154
3238EM	INDIANA	KATRINA	9/10/2005	2-INFRASTRUCTURE	416X-PUBLIC ASSISTANCE	4,127,992	2,399,856	47,608
				2-INFRASTRUCTURE Total		4,127,992	2,399,856	47,608
				5-ADMINISTRATION	11XX-SALARIES & BENEFITS	12,264	1,942	1,942
					21XX-TRAVEL	10,600	450	354
					22XX-TRANSPORTION			
					23XX-RENT, COMM, UTILITIES			
					24XX-PRINT & REPRO			
					26XX-SUPPLIES & MATERIALS			
				5-ADMINISTRATION Total		22,864	2,392	2,297

PROG CODE	STATE NAME	EVENT NAME	DECLARED	PROGRAM AREA	PROGRAM NAME	ALLOCATIONS	OBLIGATIONS	EXPENDITURES
3238EM Total						4,150,856	2,402,248	49,904
3239EM	IOWA	KATRINA	9/10/2005	2-INFRASTRUCTURE	416X-PUBLIC ASSISTANCE	244,243	244,243	215,650
2-INFRASTRUCTURE Total						244,243	244,243	215,650
5-ADMINISTRATION						11XX-SALARIES & BENEFITS	712	712
						21XX-TRAVEL	4,928	4,928
						22XX-TRANSPORTION		
						23XX-RENT, COMM, UTILITIES		
						24XX-PRINT & REPRO		
						26XX-SUPPLIES & MATERIALS		
5-ADMINISTRATION Total						6,038	5,639	5,639
3239EM Total						250,280	249,882	221,289
3240EM	VIRGINIA	KATRINA	9/12/2005	2-INFRASTRUCTURE	2594-INSPECTIONS	339,100	200,500	183,181
						416X-PUBLIC ASSISTANCE	254,000	253,746
2-INFRASTRUCTURE Total						593,100	454,246	423,680
5-ADMINISTRATION						11XX-SALARIES & BENEFITS	102,910	100,785
						21XX-TRAVEL	28,000	10,737
						22XX-TRANSPORTION		
						23XX-RENT, COMM, UTILITIES		
						24XX-PRINT & REPRO		
						26XX-SUPPLIES & MATERIALS		
5-ADMINISTRATION Total						130,910	111,522	111,522
3240EM Total						724,010	565,768	535,202
3241EM	ARIZONA	KATRINA	9/12/2005	2-INFRASTRUCTURE	416X-PUBLIC ASSISTANCE	5,292,410	5,292,115	5,196,293
2-INFRASTRUCTURE Total						5,292,410	5,292,115	5,196,293
5-ADMINISTRATION						11XX-SALARIES & BENEFITS	93,240	87,522
						21XX-TRAVEL	180,758	179,825
						22XX-TRANSPORTION		
						23XX-RENT, COMM, UTILITIES		
						24XX-PRINT & REPRO		
						2501-MISSIONS-FOS	2,000,000	94,499
						26XX-SUPPLIES & MATERIALS		
5-ADMINISTRATION Total						2,273,998	2,267,347	353,481
3241EM Total						7,566,408	7,559,462	5,549,774
3242EM	MINNESOTA	KATRINA	9/13/2005	2-INFRASTRUCTURE	416X-PUBLIC ASSISTANCE	15,000,000	2,873,557	1,891,996
2-INFRASTRUCTURE Total						15,000,000	2,873,557	1,891,996
5-ADMINISTRATION						11XX-SALARIES & BENEFITS	11,150	
						21XX-TRAVEL	13,300	1,905
						22XX-TRANSPORTION		
						23XX-RENT, COMM, UTILITIES		
						24XX-PRINT & REPRO		
						26XX-SUPPLIES & MATERIALS		
5-ADMINISTRATION Total						24,450	1,927	1,905
3242EM Total						15,024,450	2,875,484	1,893,902
3243EM	NEVADA	KATRINA	9/13/2005	2-INFRASTRUCTURE	416X-PUBLIC ASSISTANCE	1,000,000	705,623	537,438
2-INFRASTRUCTURE Total						1,000,000	705,623	537,438
5-ADMINISTRATION						11XX-SALARIES & BENEFITS	118,980	107,630
						21XX-TRAVEL	214,799	191,403
						22XX-TRANSPORTION		
						23XX-RENT, COMM, UTILITIES		
						24XX-PRINT & REPRO		
						26XX-SUPPLIES & MATERIALS		
5-ADMINISTRATION Total						333,779	309,718	299,034
3243EM Total						1,333,779	1,015,341	836,472
3244EM	IDAHO	KATRINA	9/13/2005	2-INFRASTRUCTURE	416X-PUBLIC ASSISTANCE	643,377	643,370	212,036
2-INFRASTRUCTURE Total						643,377	643,370	212,036
5-ADMINISTRATION						11XX-SALARIES & BENEFITS	20,700	5,965
						21XX-TRAVEL	15,000	3,894
						22XX-TRANSPORTION		
						23XX-RENT, COMM, UTILITIES		
						24XX-PRINT & REPRO		
						26XX-SUPPLIES & MATERIALS		
5-ADMINISTRATION Total						35,700	10,621	9,860
3244EM Total						679,077	653,991	221,896
3245EM	NEBRASKA	KATRINA	9/13/2005	2-INFRASTRUCTURE	416X-PUBLIC ASSISTANCE	295,448	295,448	133,946
2-INFRASTRUCTURE Total						295,448	295,448	133,946
5-ADMINISTRATION						11XX-SALARIES & BENEFITS		

PROG CODE	STATE NAME	EVENT NAME	DECLARED	PROGRAM AREA	PROGRAM NAME	ALLOCATIONS	OBLIGATIONS	EXPENDITURES
					21XX-TRAVEL	1,302	1,302	1,302
					22XX-TRANSPORTION			
					23XX-RENT, COMM, UTILITIES			
					24XX-PRINT & REPRO			
					26XX-SUPPLIES & MATERIALS			
				5-ADMINISTRATION Total		1,302	1,302	1,302
3245EM Total						296,750	296,750	135,248
3246EM	CONNECTICUT	KATRINA	9/13/2005	2-INFRASTRUCTURE	416X-PUBLIC ASSISTANCE	1,000,000	684,199	
				2-INFRASTRUCTURE Total		1,000,000	684,199	
				5-ADMINISTRATION	11XX-SALARIES & BENEFITS	23,373	17,516	17,516
					21XX-TRAVEL	19,928	19,928	6,209
					22XX-TRANSPORTION			
					23XX-RENT, COMM, UTILITIES			
					24XX-PRINT & REPRO			
					26XX-SUPPLIES & MATERIALS			
				5-ADMINISTRATION Total		43,301	37,443	23,725
3246EM Total						1,043,301	721,642	23,725
3247EM	NORTH DAKOTA	KATRINA	9/13/2005	2-INFRASTRUCTURE	416X-PUBLIC ASSISTANCE	23,747	23,747	
				2-INFRASTRUCTURE Total		23,747	23,747	
				5-ADMINISTRATION	11XX-SALARIES & BENEFITS	20,700	9,037	9,037
					21XX-TRAVEL	23,323	23,052	18,270
					22XX-TRANSPORTION	500		
					23XX-RENT, COMM, UTILITIES			
					24XX-PRINT & REPRO			
					25XX-OTHER SERVICES	1,233	1,233	
					26XX-SUPPLIES & MATERIALS	2,500		
				5-ADMINISTRATION Total		48,255	33,322	27,307
3247EM Total						72,002	57,069	27,307
3248EM	CALIFORNIA	KATRINA	9/13/2005	2-INFRASTRUCTURE	416X-PUBLIC ASSISTANCE	200,000	1,289	
				2-INFRASTRUCTURE Total		200,000	1,289	
				5-ADMINISTRATION	11XX-SALARIES & BENEFITS	392,640	384,701	384,701
					21XX-TRAVEL	364,500	335,455	328,980
					22XX-TRANSPORTION			
					23XX-RENT, COMM, UTILITIES			
					24XX-PRINT & REPRO			
					26XX-SUPPLIES & MATERIALS			
				5-ADMINISTRATION Total		757,140	720,156	713,681
3248EM Total						957,140	721,445	713,681
3249EM	WISCONSIN	KATRINA	9/13/2005	2-INFRASTRUCTURE	416X-PUBLIC ASSISTANCE	3,501,228	921,249	873,831
				2-INFRASTRUCTURE Total		3,501,228	921,249	873,831
				5-ADMINISTRATION	11XX-SALARIES & BENEFITS	11,437	1,137	1,137
					21XX-TRAVEL	13,300	88	88
					22XX-TRANSPORTION			
					23XX-RENT, COMM, UTILITIES			
					24XX-PRINT & REPRO			
					26XX-SUPPLIES & MATERIALS			
				5-ADMINISTRATION Total		24,737	1,225	1,225
3249EM Total						3,525,965	922,475	875,056
3250EM	OHIO	KATRINA	9/13/2005	2-INFRASTRUCTURE	416X-PUBLIC ASSISTANCE	2,518,180	2,499,922	1,892,189
				2-INFRASTRUCTURE Total		2,518,180	2,499,922	1,892,189
				5-ADMINISTRATION	11XX-SALARIES & BENEFITS	12,050		
					21XX-TRAVEL	13,300	914	
					22XX-TRANSPORTION			
					23XX-RENT, COMM, UTILITIES			
					24XX-PRINT & REPRO			
					26XX-SUPPLIES & MATERIALS			
				5-ADMINISTRATION Total		25,350	914	
3250EM Total						2,543,530	2,500,836	1,892,189
3251EM	MARYLAND	KATRINA	9/13/2005	2-INFRASTRUCTURE	416X-PUBLIC ASSISTANCE	1,637,550	1,566,521	1,354,834
				2-INFRASTRUCTURE Total		1,637,550	1,566,521	1,354,834
				5-ADMINISTRATION	11XX-SALARIES & BENEFITS	44,214	28,479	28,479
					21XX-TRAVEL	62,112	54,443	54,443
					22XX-TRANSPORTION			
					23XX-RENT, COMM, UTILITIES			
					24XX-PRINT & REPRO			
					26XX-SUPPLIES & MATERIALS			

PROG CODE	STATE NAME	EVENT NAME	DECLARED	PROGRAM AREA	PROGRAM NAME	ALLOCATIONS	OBLIGATIONS	EXPENDITURES
5-ADMINISTRATION Total						106,326	82,921	82,921
3251EM Total								
3252EM	MASSACHUSETTS	KATRINA	9/13/2005	2-INFRASTRUCTURE	416X-PUBLIC ASSISTANCE	1,743,876	1,649,442	1,437,755
2-INFRASTRUCTURE Total						5,900,000	5,855,581	5,789,542
5-ADMINISTRATION								
11XX-SALARIES & BENEFITS						300,080	316,846	316,846
21XX-TRAVEL						165,166	163,837	155,701
22XX-TRANSPORTION						1,000	1,000	1,000
23XX-RENT, COMM, UTILITIES								
24XX-PRINT & REPRO								
26XX-SUPPLIES & MATERIALS								
5-ADMINISTRATION Total						466,246	481,683	473,547
3252EM Total								
3253EM	MONTANA	KATRINA	9/13/2005	2-INFRASTRUCTURE	416X-PUBLIC ASSISTANCE	400,000	397,372	117,847
2-INFRASTRUCTURE Total						400,000	397,372	117,847
5-ADMINISTRATION								
11XX-SALARIES & BENEFITS						26,452	22,410	22,410
21XX-TRAVEL						15,994	15,904	12,818
22XX-TRANSPORTION								
23XX-RENT, COMM, UTILITIES								
24XX-PRINT & REPRO								
26XX-SUPPLIES & MATERIALS						2,500		
5-ADMINISTRATION Total						44,946	38,314	35,228
3253EM Total								
3255EM	RHODE ISLAND	KATRINA	9/19/2005	2-INFRASTRUCTURE	416X-PUBLIC ASSISTANCE	1,500,000	1,131,503	927,088
2-INFRASTRUCTURE Total						1,500,000	1,131,503	927,088
5-ADMINISTRATION								
11XX-SALARIES & BENEFITS						10,916	10,383	10,383
21XX-TRAVEL						13,792	13,792	8,085
22XX-TRANSPORTION								
23XX-RENT, COMM, UTILITIES								
24XX-PRINT & REPRO								
26XX-SUPPLIES & MATERIALS								
5-ADMINISTRATION Total						24,708	24,175	18,468
3255EM Total								
3256EM	MAINE	KATRINA	9/19/2005	2-INFRASTRUCTURE	416X-PUBLIC ASSISTANCE	100,000	51,276	51,276
2-INFRASTRUCTURE Total						100,000	51,276	51,276
5-ADMINISTRATION								
11XX-SALARIES & BENEFITS								
21XX-TRAVEL						6,000	6,000	294
22XX-TRANSPORTION								
23XX-RENT, COMM, UTILITIES								
24XX-PRINT & REPRO								
26XX-SUPPLIES & MATERIALS								
5-ADMINISTRATION Total						6,000	6,000	294
3256EM Total								
3257EM	NEW JERSEY	KATRINA	9/19/2005	2-INFRASTRUCTURE	416X-PUBLIC ASSISTANCE	120,026	120,026	116,692
2-INFRASTRUCTURE Total						120,026	120,026	116,692
5-ADMINISTRATION								
11XX-SALARIES & BENEFITS						62,651	61,084	61,084
21XX-TRAVEL						18,466	7,948	7,349
22XX-TRANSPORTION						200	200	158
23XX-RENT, COMM, UTILITIES								
24XX-PRINT & REPRO								
26XX-SUPPLIES & MATERIALS								
5-ADMINISTRATION Total						81,317	69,232	68,591
3257EM Total								
3258EM	NEW HAMPSHIRE	KATRINA	9/19/2005	2-INFRASTRUCTURE	416X-PUBLIC ASSISTANCE	201,343	189,258	185,283
2-INFRASTRUCTURE Total						100,000	9,887	9,887
5-ADMINISTRATION								
11XX-SALARIES & BENEFITS								
21XX-TRAVEL						6,000	6,000	626
22XX-TRANSPORTION								
23XX-RENT, COMM, UTILITIES								
24XX-PRINT & REPRO								
26XX-SUPPLIES & MATERIALS								
5-ADMINISTRATION Total						6,000	6,000	626
3258EM Total								
3259EM	FLORIDA	RITA	9/20/2005	2-INFRASTRUCTURE	416X-PUBLIC ASSISTANCE	9,100,000	8,934,900	5,216,692
2-INFRASTRUCTURE Total						9,100,000	8,934,900	5,216,692
4-OPERATIONS								
2508-MISSIONS-DFA						10,000	10,000	
4-OPERATIONS Total						10,000	10,000	

PROG CODE	STATE NAME	EVENT NAME	DECLARED	PROGRAM AREA	PROGRAM NAME	ALLOCATIONS	OBLIGATIONS	EXPENDITURES
				5-ADMINISTRATION	11XX-SALARIES & BENEFITS	19,741	19,741	19,741
					21XX-TRAVEL	25,060	25,060	25,060
					22XX-TRANSPORTION			
					23XX-RENT, COMM, UTILITIES			
					24XX-PRINT & REPRO			
					2501-MISSIONS-FOS	1,236,000	1,236,000	38,443
					26XX-SUPPLIES & MATERIALS			
				5-ADMINISTRATION Total		1,280,801	1,280,801	83,244
3259EM Total						10,390,801	10,225,700	5,299,936
3260EM	LOUISIANA	RITA	9/21/2005	2-INFRASTRUCTURE	416X-PUBLIC ASSISTANCE			
				2-INFRASTRUCTURE Total				
				4-OPERATIONS	2508-MISSIONS-DFA	100,000	100,000	
				4-OPERATIONS Total		100,000	100,000	
				5-ADMINISTRATION	11XX-SALARIES & BENEFITS			
					21XX-TRAVEL			
					22XX-TRANSPORTION			
					23XX-RENT, COMM, UTILITIES			
					24XX-PRINT & REPRO			
					2501-MISSIONS-FOS	175,000	175,000	
					26XX-SUPPLIES & MATERIALS			
				5-ADMINISTRATION Total		175,000	175,000	
3260EM Total						275,000	275,000	
3261EM	TEXAS	RITA	9/21/2005	2-INFRASTRUCTURE	416X-PUBLIC ASSISTANCE	6,071,040	6,071,040	5,669,301
				2-INFRASTRUCTURE Total		6,071,040	6,071,040	5,669,301
				4-OPERATIONS	2508-MISSIONS-DFA	5,000,000	5,000,000	
				4-OPERATIONS Total		5,000,000	5,000,000	
				5-ADMINISTRATION	11XX-SALARIES & BENEFITS	18,793	18,793	18,793
					21XX-TRAVEL	13,238	13,238	13,238
					22XX-TRANSPORTION			
					23XX-RENT, COMM, UTILITIES	50,000	50,000	4,733
					24XX-PRINT & REPRO	20,000	20,000	20,000
					2501-MISSIONS-FOS	88,865,632	88,865,632	4,539,393
					25XX-OTHER SERVICES	1,165,737	1,165,737	575,022
					26XX-SUPPLIES & MATERIALS	591,787	591,787	397,723
					31XX-EQUIPMENT	1,363,983	1,363,983	1,312,357
				5-ADMINISTRATION Total		92,089,171	92,089,171	6,881,260
3261EM Total						103,160,211	103,160,211	12,550,560
3262EM	NEW YORK	KATRINA	9/30/2005	2-INFRASTRUCTURE	416X-PUBLIC ASSISTANCE	2,259,214	1,644,588	1,506,239
				2-INFRASTRUCTURE Total		2,259,214	1,644,588	1,506,239
				5-ADMINISTRATION	11XX-SALARIES & BENEFITS	273,100	232,046	232,046
					21XX-TRAVEL	80,800	77,680	70,403
					22XX-TRANSPORTION	200	200	200
				5-ADMINISTRATION Total		354,100	309,925	302,649
3262EM Total						2,613,314	1,954,514	1,808,888
3263EM	DELAWARE	KATRINA	9/30/2005	2-INFRASTRUCTURE	416X-PUBLIC ASSISTANCE	101,941	100,286	95,419
				2-INFRASTRUCTURE Total		101,941	100,286	95,419
				5-ADMINISTRATION	11XX-SALARIES & BENEFITS	45,400		
					21XX-TRAVEL	3,500	443	443
				5-ADMINISTRATION Total		48,900	443	443
3263EM Total						150,841	100,729	95,862
Grand Total						38,510,732,384	36,770,387,393	23,889,874,540

FINANCIAL INFORMATION TOOL
FOR HURRICANE KATRINA, RITA, & WILMA DECLARATIONS ONLY
MISSION ASSIGNMENTS ONLY

AS OF 09-30-2006

AGENCY	OBLIGATIONS	EXPENDITURES
AID	17,344,000	30,024
APHIS	400,000	
ARC	50,000	11,159
BIA	317,600	
BTS	200,000	
BUREC	2,089,000	763,448
CBP	42,957,949	7,352,454
CDC	17,423,500	
CIA	200,000	
CNCS	4,374,126	12,597
COE-LRD	2,522	2,522
COE-MVD	4,038,701,516	1,337,871,724
COE-NAD		
COE-SAD	474,456,445	197,898,391
COE-SWD	267,918,900	193,562,901
DHSOIG	200,000	
DHUD	83,042,680	41,513,515
DOC	1,700,000	409,820
DOD	1,020,486,169	348,550,716
DOE	357,026	52,026
DOED	205,000	
DOI	1,387,784	93,213
DOL	1,025,851	14,946
DOS	55,000	
DOT	550,724,100	325,532,460
EEOC	354,546	
EPA	353,616,030	10,284,694
FAA		
FCC	200,000	
FCSIC	200,000	
FLETC	460,103	459,381
FMSHRC	200,000	
FNS	20,000	
FPS	232,093,701	63,354,099
GSA	78,786,810	2,286,102

AGENCY	OBLIGATIONS	EXPENDITURES
HHS	249,354,997	2,745,266
IAIP	214,000	
ICE	35,938,730	266,152
MSPB		
NAR	880,380	
NASA	1,119,425	
NCPC	7,469	7,469
NCS	13,220,685	292,679
NCUA		
NGA	1,380,000	5,714
NLRB	240,000	215,543
NOAA	5,155,000	
NPS	157,000	
NRC	200,000	
NSF	200,000	
OCFO	210,000	
OPM	769,564	
OSHA	21,625,000	3,493,729
OSLGCP	200,000	
RRB	5,419	5,419
S&T	100,000	
SBA	200,000	
SCS	11,800	
SEC	2,000	
SSA	1,042,509	817,509
TREAS	2,790,650	65,863
TSA	455,000	
TVA	11,941,130	7,235,211
USCG	228,418,501	20,455,459
USCIS	910,000	
USDA	19,360,500	866,429
USDJ	55,794,600	8,368,616
USFS	365,678,756	24,614,522
USFWS		
USGS	492,351	
USPC	5,697,217	546,985
USPHS		
USPS	1,126,889	129,208
USSS	8,800	
VA	10,075,000	
Grand Total	8,226,533,731	2,600,187,964

**FINANCIAL INFORMATION TOOL
FOR HURRICANE KATRINA, RITA, & WILMA DECLARATIONS ONLY
MISSION ASSIGNMENTS ONLY
AS OF 09-30-2006**

PROG CODE	STATE NAME	EVENT NAME	AGENCY	PROGRAM NAME	OBLIGATIONS	EXPENDITURES
1602DR	FLORIDA	KATRINA	CBP	2501-MISSIONS-FOS	11,447,424	6,226,284
			COE-SAD	2501-MISSIONS-FOS	115,000	43,895
			DOD	2501-MISSIONS-FOS	100,000	
			DOE	2501-MISSIONS-FOS	10,000	
			DOT	2501-MISSIONS-FOS	2,018,500	1,004,749
			EPA	2501-MISSIONS-FOS	20,000	
			GSA	2501-MISSIONS-FOS	155,000	1,443
			HHS	2501-MISSIONS-FOS	365,000	
			NCS	2501-MISSIONS-FOS	10,000	
			USCG	2501-MISSIONS-FOS	1	
			USDA	2501-MISSIONS-FOS	10,000	
				2507-MISSIONS-TA	10,000	
				USFS	2501-MISSIONS-FOS	725,000
1602DR Total					14,985,925	7,864,349
1603DR	LOUISIANA	KATRINA	APHIS	2501-MISSIONS-FOS	368,000	
				2508-MISSIONS-DFA	12,000	
			ARC	2501-MISSIONS-FOS	50,000	11,159
			BUREC	2501-MISSIONS-FOS	1,089,000	763,448
			CBP	2501-MISSIONS-FOS	16,005,525	
			CDC	2508-MISSIONS-DFA	17,423,500	
			CNCS	2501-MISSIONS-FOS	1,524,626	
			COE-MVD	2501-MISSIONS-FOS	47,434,364	8,609,328
				2507-MISSIONS-TA	5,500,000	1,867,825
				2508-MISSIONS-DFA	1,971,257,000	726,095,224
			DHUD	2501-MISSIONS-FOS	3,695,000	1,809,847
				2508-MISSIONS-DFA	79,000,000	39,575,739
			DOC	2501-MISSIONS-FOS	150,000	
			DOD	2501-MISSIONS-FOS	111,197,000	29,063,149
				2507-MISSIONS-TA	384,500	
				2508-MISSIONS-DFA	28,684,427	5,185,986
			DOE	2501-MISSIONS-FOS	80,000	
			DOED	2508-MISSIONS-DFA		
			DOI	2501-MISSIONS-FOS	359,000	
			DOL	2501-MISSIONS-FOS		
			DOS	2501-MISSIONS-FOS	55,000	
			DOT	2501-MISSIONS-FOS	58,366,032	18,171,467
				2508-MISSIONS-DFA	299,190,095	182,674,103
			EPA	2501-MISSIONS-FOS	22,517,000	
				2507-MISSIONS-TA	2,500,000	
				2508-MISSIONS-DFA	197,000,000	
			FNS	2501-MISSIONS-FOS	20,000	
			FPS	2501-MISSIONS-FOS	156,783,020	61,833,932
				2507-MISSIONS-TA		
				2508-MISSIONS-DFA		
			GSA	2501-MISSIONS-FOS	2,949,500	64,864
				2508-MISSIONS-DFA		
			HHS	2501-MISSIONS-FOS	615,000	
2507-MISSIONS-TA	30,000					
2508-MISSIONS-DFA	82,686,997					

PROG CODE	STATE NAME	EVENT NAME	AGENCY	PROGRAM NAME	OBLIGATIONS	EXPENDITURES
			ICE	2501-MISSIONS-FOS	12,405,000	
				2508-MISSIONS-DFA	18,500,000	
			NAR	2508-MISSIONS-DFA	855,380	
			NASA	2501-MISSIONS-FOS	719,425	
			NCS	2501-MISSIONS-FOS	3,900,000	275,024
				2508-MISSIONS-DFA	1,000,000	
			NGA	2501-MISSIONS-FOS	520,000	
			NOAA	2501-MISSIONS-FOS	1,750,000	
			OCFO	2501-MISSIONS-FOS	10,000	
			OSHA	2501-MISSIONS-FOS	525,000	
			SBA	2501-MISSIONS-FOS		
			TREAS	2501-MISSIONS-FOS	160,000	
			TVA	2501-MISSIONS-FOS	1,937,772	1,141,484
				2508-MISSIONS-DFA		
			USCG	2501-MISSIONS-FOS	3,275,000	411,709
				2507-MISSIONS-TA	37,500	
				2508-MISSIONS-DFA	165,000,000	16,045,506
			USDA	2501-MISSIONS-FOS	1,176,000	
				2508-MISSIONS-DFA	10,000,000	
			USDJ	2501-MISSIONS-FOS	2,764,600	127,136
				2507-MISSIONS-TA	150,000	
				2508-MISSIONS-DFA	45,313,000	8,068,503
			USFS	2501-MISSIONS-FOS	138,600,000	16,378,139
				2508-MISSIONS-DFA		
			USGS	2501-MISSIONS-FOS	250,000	
			USPHS	2501-MISSIONS-FOS		
			USPS	2501-MISSIONS-FOS	83,270	83,270
			VA	2501-MISSIONS-FOS	50,000	
1603DR Total					3,515,908,533	1,118,256,844
1604DR	MISSISSIPPI	KATRINA	AID	2501-MISSIONS-FOS	17,304,000	27,197
			BTS	2501-MISSIONS-FOS	200,000	
			CBP	2501-MISSIONS-FOS	3,505,000	1,126,171
				2508-MISSIONS-DFA		
			CNCS	2501-MISSIONS-FOS	7,500	
				2508-MISSIONS-DFA	1,008,000	1,016
			COE-LRD	2501-MISSIONS-FOS	2,522	2,522
			COE-MVD	2501-MISSIONS-FOS	454,775,740	123,220,394
				2507-MISSIONS-TA	243,256	129,809
				2508-MISSIONS-DFA	1,271,755,595	332,471,035
			COE-SAD	2501-MISSIONS-FOS		
			DHSOIG	2501-MISSIONS-FOS	200,000	
			DHUD	2501-MISSIONS-FOS	127,680	67,653
			DOC	2501-MISSIONS-FOS	1,300,000	409,820
				2507-MISSIONS-TA	50,000	
			DOD	2501-MISSIONS-FOS	770,190,415	304,502,875
				2508-MISSIONS-DFA	54,950,345	4,125,268
			DOE	2501-MISSIONS-FOS	122,026	52,026
			DOED	2501-MISSIONS-FOS	205,000	
			DOI	2501-MISSIONS-FOS	995,400	93,213
			DOL	2501-MISSIONS-FOS	1,025,851	14,946
			DOS	2501-MISSIONS-FOS		
			DOT	2501-MISSIONS-FOS	65,010,844	44,362,610
				2507-MISSIONS-TA	50,000	
				2508-MISSIONS-DFA	3,353,213	
			EEOC	2501-MISSIONS-FOS	354,546	

PROG CODE	STATE NAME	EVENT NAME	AGENCY	PROGRAM NAME	OBLIGATIONS	EXPENDITURES
			EPA	2501-MISSIONS-FOS	2,529,200	749,562
				2507-MISSIONS-TA	12,300,000	1,543,423
				2508-MISSIONS-DFA	55,500,000	6,805,793
			FAA	2501-MISSIONS-FOS		
			FCC	2501-MISSIONS-FOS	200,000	
			FCSIC	2501-MISSIONS-FOS	200,000	
			FLETC	2501-MISSIONS-FOS	460,103	459,381
			FMSHRC	2501-MISSIONS-FOS	200,000	
			FPS	2501-MISSIONS-FOS	28,452,767	1,297,071
				2508-MISSIONS-DFA	700,000	168,611
			GSA	2501-MISSIONS-FOS	60,121,810	1,409,948
				2508-MISSIONS-DFA		
			HHS	2501-MISSIONS-FOS	695,000	
				2507-MISSIONS-TA	207,500	
				2508-MISSIONS-DFA	64,815,500	2,745,266
			IAIP	2501-MISSIONS-FOS	214,000	
			ICE	2501-MISSIONS-FOS	5,012,200	266,152
			MSPB	2501-MISSIONS-FOS		
			NAR	2501-MISSIONS-FOS	25,000	
			NASA	2501-MISSIONS-FOS	400,000	
				2508-MISSIONS-DFA		
			NCPC	2501-MISSIONS-FOS	7,469	7,469
			NCS	2501-MISSIONS-FOS	2,325,000	
				2508-MISSIONS-DFA		
			NCUA	2501-MISSIONS-FOS		
			NGA	2501-MISSIONS-FOS	170,000	5,714
			NLRB	2501-MISSIONS-FOS	240,000	215,543
			NOAA	2501-MISSIONS-FOS		
				2508-MISSIONS-DFA	500,000	
			NPS	2507-MISSIONS-TA	157,000	
			NRC	2501-MISSIONS-FOS	200,000	
			NSF	2501-MISSIONS-FOS	200,000	
			OCFO	2501-MISSIONS-FOS	200,000	
			OPM	2501-MISSIONS-FOS	769,564	
			OSHA	2501-MISSIONS-FOS	21,100,000	3,493,729
			OSLGCP	2501-MISSIONS-FOS	200,000	
			RRB	2501-MISSIONS-FOS	5,419	5,419
			S&T	2501-MISSIONS-FOS	100,000	
			SBA	2501-MISSIONS-FOS	200,000	
			SCS	2501-MISSIONS-FOS	11,800	
			SEC	2501-MISSIONS-FOS	2,000	
			SSA	2501-MISSIONS-FOS	842,509	817,509
			TREAS	2501-MISSIONS-FOS	2,370,650	31,218
			TSA	2501-MISSIONS-FOS	455,000	
			TVA	2501-MISSIONS-FOS	3,287,735	1,624,404
			USCG	2501-MISSIONS-FOS	13,970,000	932,341
				2508-MISSIONS-DFA	17,000,000	554
			USCIS	2501-MISSIONS-FOS	910,000	
			USDA	2501-MISSIONS-FOS	112,000	61,924
				2507-MISSIONS-TA	12,500	
				2508-MISSIONS-DFA	1,200,000	790,865
			USDJ	2501-MISSIONS-FOS	2,655,000	40,668
				2508-MISSIONS-DFA	4,867,000	132,310
			USFS	2501-MISSIONS-FOS	8,495,000	389,180
				2507-MISSIONS-TA	50,000	

PROG CODE	STATE NAME	EVENT NAME	AGENCY	PROGRAM NAME	OBLIGATIONS	EXPENDITURES
				2508-MISSIONS-DFA	5,500,000	263,092
			USGS	2501-MISSIONS-FOS	125,300	
			USPC	2501-MISSIONS-FOS	4,697,217	546,985
			USPS	2501-MISSIONS-FOS	43,619	28,619
			USSS	2501-MISSIONS-FOS	8,800	
			VA	2501-MISSIONS-FOS	25,000	
1604DR Total					2,971,785,595	835,439,301
1605DR	ALABAMA	KATRINA	AID	2501-MISSIONS-FOS	40,000	2,827
			CNCS	2508-MISSIONS-DFA	450,000	11,581
			COE-SAD	2501-MISSIONS-FOS	30,300,000	11,897,130
				2508-MISSIONS-DFA	151,000,000	56,542,356
			DHUD	2501-MISSIONS-FOS		
			DOD	2501-MISSIONS-FOS	2,669,482	12,201
			DOE	2501-MISSIONS-FOS	10,000	
			DOS	2501-MISSIONS-FOS		
			DOT	2501-MISSIONS-FOS	24,158,500	13,416,940
			EPA	2501-MISSIONS-FOS	10,000	4,164
				2507-MISSIONS-TA	3,000,000	160,530
				2508-MISSIONS-DFA	17,000,000	1,007,719
			FPS	2501-MISSIONS-FOS	5,452,500	54,485
			GSA	2501-MISSIONS-FOS	11,260,000	615,735
			HHS	2501-MISSIONS-FOS	50,000	
				2508-MISSIONS-DFA		
			NCS	2501-MISSIONS-FOS	73,000	
			TREAS	2501-MISSIONS-FOS	180,000	34,645
			TVA	2501-MISSIONS-FOS	3,457,622	2,419,053
			USCG	2501-MISSIONS-FOS	2,275,000	338,223
				2508-MISSIONS-DFA		
			USDA	2501-MISSIONS-FOS	20,000	2,464
			USFS	2501-MISSIONS-FOS	1,260,000	22,030
			USGS	2501-MISSIONS-FOS	70,500	
			USPS	2501-MISSIONS-FOS	1,000,000	17,319
1605DR Total					253,736,605	86,559,402
1606DR	TEXAS	RITA	ARC	2501-MISSIONS-FOS		
			BIA	2508-MISSIONS-DFA	317,600	
			CNCS	2508-MISSIONS-DFA	224,000	
			COE-MVD	2507-MISSIONS-TA	50,000	
			COE-SWD	2501-MISSIONS-FOS	41,888,900	18,722,097
				2507-MISSIONS-TA	100,000	10,594
				2508-MISSIONS-DFA	215,350,000	174,353,892
			DHUD	2501-MISSIONS-FOS	120,000	60,276
			DOD	2501-MISSIONS-FOS	23,100,000	20,676
				2508-MISSIONS-DFA	2,810,000	
			DOE	2501-MISSIONS-FOS	50,000	
			DOI	2501-MISSIONS-FOS	5,000	
			DOT	2501-MISSIONS-FOS	30,480,742	22,168,554
			EPA	2501-MISSIONS-FOS	10,000	
			FPS	2501-MISSIONS-FOS	7,668,817	
			GSA	2501-MISSIONS-FOS	30,000	27,920
			HHS	2501-MISSIONS-FOS	21,000,000	
			NCS	2501-MISSIONS-FOS	340,000	17,654
			NGA	2501-MISSIONS-FOS	690,000	
			NOAA	2501-MISSIONS-FOS	2,790,000	
			TREAS	2501-MISSIONS-FOS	70,000	
			TVA	2501-MISSIONS-FOS	2,080,000	1,478,426

PROG CODE	STATE NAME	EVENT NAME	AGENCY	PROGRAM NAME	OBLIGATIONS	EXPENDITURES
			USCG	2501-MISSIONS-FOS	100,000	
				2508-MISSIONS-DFA	8,000,000	2,727,126
			USDA	2501-MISSIONS-FOS	280,000	
				2508-MISSIONS-DFA	650,000	
			USFS	2501-MISSIONS-FOS	124,050,000	3,119,903
			USGS	2501-MISSIONS-FOS		
			USPC	2501-MISSIONS-FOS	1,000,000	
			VA	2508-MISSIONS-DFA	10,000,000	
1606DR Total					493,255,059	222,707,119
1607DR	LOUISIANA	RITA	BUREC	2501-MISSIONS-FOS	1,000,000	
			CDC	2501-MISSIONS-FOS		
			COE-MVD	2501-MISSIONS-FOS	1,675,000	977,993
				2507-MISSIONS-TA	600,000	284,035
				2508-MISSIONS-DFA	285,250,000	144,159,676
			DOD	2501-MISSIONS-FOS		
				2508-MISSIONS-DFA	11,000,000	1,576,361
			DOT	2501-MISSIONS-FOS	25,110,000	17,726,615
				2508-MISSIONS-DFA	2,500,000	1,436,624
			EPA	2508-MISSIONS-DFA	39,500,000	
			FPS	2501-MISSIONS-FOS	5,000,000	
			GSA	2501-MISSIONS-FOS	525,500	37,964
			HHS	2508-MISSIONS-DFA	20,100,000	
			NCS	2501-MISSIONS-FOS	5,002,685	
			TREAS	2501-MISSIONS-FOS	10,000	
			USCG	2508-MISSIONS-DFA	18,400,000	
			USDA	2508-MISSIONS-DFA	5,500,000	
			USFS	2508-MISSIONS-DFA	35,000,000	236,859
			USGS	2508-MISSIONS-DFA	36,000	
1607DR Total					456,209,185	166,436,128
1609DR	FLORIDA	WILMA	CIA	2501-MISSIONS-FOS	200,000	
			CNCS	2508-MISSIONS-DFA	1,160,000	
			COE-SAD	2501-MISSIONS-FOS	69,936,445	13,499,328
				2507-MISSIONS-TA	600,000	368,640
				2508-MISSIONS-DFA	222,350,000	115,528,887
			DOC	2501-MISSIONS-FOS	200,000	
			DOD	2501-MISSIONS-FOS	2,650,000	859,035
				2508-MISSIONS-DFA	900,000	6,277
			DOE	2501-MISSIONS-FOS	55,000	
			DOI	2508-MISSIONS-DFA	28,384	
			DOT	2501-MISSIONS-FOS	35,249,501	21,615,070
			EPA	2501-MISSIONS-FOS	40,000	4,264
				2507-MISSIONS-TA	100,000	3,050
				2508-MISSIONS-DFA	300,000	
			FPS	2501-MISSIONS-FOS	19,871,512	
				2508-MISSIONS-DFA	150,000	
			GSA	2501-MISSIONS-FOS	130,000	41,142
			HHS	2501-MISSIONS-FOS	1,230,000	
				2508-MISSIONS-DFA	8,165,000	
			NCS	2501-MISSIONS-FOS	40,000	
				2508-MISSIONS-DFA		
			NOAA	2508-MISSIONS-DFA	115,000	
			NPS	2501-MISSIONS-FOS		
			SSA	2501-MISSIONS-FOS	200,000	
			USCG	2501-MISSIONS-FOS	50,000	
				2508-MISSIONS-DFA	70,000	

PROG CODE	STATE NAME	EVENT NAME	AGENCY	PROGRAM NAME	OBLIGATIONS	EXPENDITURES
			USDA	2501-MISSIONS-FOS	330,000	
			USDJ	2501-MISSIONS-FOS	45,000	
			USFS	2501-MISSIONS-FOS	5,580,000	640,474
			USFWS	2501-MISSIONS-FOS		
			USGS	2501-MISSIONS-FOS	2,500	
1609DR Total					369,748,342	152,566,166
3212EM	LOUISIANA	KATRINA	DOD	2501-MISSIONS-FOS	250,000	
			DOT	2501-MISSIONS-FOS	1,120,000	134,840
			GSA	2501-MISSIONS-FOS		
				2508-MISSIONS-DFA	1,500,000	2,096
			NCS	2501-MISSIONS-FOS		
3212EM Total					2,870,000	136,936
3213EM	MISSISSIPPI	KATRINA	COE-MVD	2501-MISSIONS-FOS	160,561	56,405
			COE-SAD	2501-MISSIONS-FOS		
			DOD	2501-MISSIONS-FOS	10,000	8,103
			DOE	2501-MISSIONS-FOS	20,000	
			DOT	2501-MISSIONS-FOS	52,700	16,915
			EPA	2501-MISSIONS-FOS	10,000	6,189
			FPS	2501-MISSIONS-FOS	188,608	
			GSA	2501-MISSIONS-FOS	1,760,000	69,667
			HHS	2501-MISSIONS-FOS	50,000	
			NCS	2501-MISSIONS-FOS	10,000	
			TVA	2501-MISSIONS-FOS	288,000	
			USDA	2501-MISSIONS-FOS	20,000	9,690
			USFS	2501-MISSIONS-FOS	60,288	
3213EM Total					2,630,157	166,968
3214EM	ALABAMA	KATRINA	APHIS	2501-MISSIONS-FOS		
			COE-SAD	2501-MISSIONS-FOS		(6,304)
			DOD	2501-MISSIONS-FOS		
			DOE	2501-MISSIONS-FOS		
			DOT	2501-MISSIONS-FOS		
			EPA	2501-MISSIONS-FOS		
				2507-MISSIONS-TA		
			FPS	2501-MISSIONS-FOS	31,478	
			GSA	2501-MISSIONS-FOS		
			HHS	2501-MISSIONS-FOS		
			NCS	2501-MISSIONS-FOS		
			TVA	2501-MISSIONS-FOS		
			USCG	2501-MISSIONS-FOS		
			USDA	2501-MISSIONS-FOS		
			USFS	2501-MISSIONS-FOS		
3214EM Total					31,478	(6,304)
3215EM	ARKANSAS	KATRINA	DOT	2501-MISSIONS-FOS	50,000	
				2508-MISSIONS-DFA	500,000	
			FPS	2501-MISSIONS-FOS	460,000	
			GSA	2501-MISSIONS-FOS	60,000	7,452
			HHS	2501-MISSIONS-FOS	10,000	
				2508-MISSIONS-DFA	3,000,000	
3215EM Total					4,080,000	7,452
3216EM	TEXAS	KATRINA	CDC	2508-MISSIONS-DFA		
			DHUD	2501-MISSIONS-FOS	100,000	
			DOD	2501-MISSIONS-FOS	20,000	
				2508-MISSIONS-DFA		
			DOED	2501-MISSIONS-FOS		
			DOT	2501-MISSIONS-FOS	632,826	632,826

PROG CODE	STATE NAME	EVENT NAME	AGENCY	PROGRAM NAME	OBLIGATIONS	EXPENDITURES
				2508-MISSIONS-DFA	1,300,346	1,300,346
			FPS	2501-MISSIONS-FOS	7,000,000	
			GSA	2501-MISSIONS-FOS	285,000	7,872
			HHS	2501-MISSIONS-FOS	80,000	
				2508-MISSIONS-DFA	10,000,000	
			ICE	2501-MISSIONS-FOS	21,530	
			TVA	2501-MISSIONS-FOS	890,000	571,845
			USFS	2501-MISSIONS-FOS	5,000	
				2508-MISSIONS-DFA	22,498,468	2,868,382
			USGS	2508-MISSIONS-DFA	8,051	
3216EM Total					42,841,221	5,381,271
3217EM	TENNESSEE	KATRINA	HHS	2501-MISSIONS-FOS	2,000	
				2507-MISSIONS-TA	5,000	
			USDA	2501-MISSIONS-FOS		
3217EM Total					7,000	
3218EM	GEORGIA	KATRINA	HHS	2501-MISSIONS-FOS	52,000	
			USDA	2501-MISSIONS-FOS		
3218EM Total					52,000	
3222EM	NORTH CAROLINA	KATRINA	HHS	2501-MISSIONS-FOS	2,000	
			USDA	2501-MISSIONS-FOS		
3222EM Total					2,000	
3223EM	UTAH	KATRINA	GSA	2508-MISSIONS-DFA		
3223EM Total						
3224EM	COLORADO	KATRINA	GSA	2501-MISSIONS-FOS		
3224EM Total						
3231EM	KENTUCKY	KATRINA	HHS	2501-MISSIONS-FOS	2,000	
			USDA	2501-MISSIONS-FOS		
3231EM Total					2,000	
3232EM	MISSOURI	KATRINA	ARC	2501-MISSIONS-FOS		
3232EM Total						
3233EM	SOUTH CAROLINA	KATRINA	HHS	2501-MISSIONS-FOS	2,000	
			USDA	2501-MISSIONS-FOS		
3233EM Total					2,000	
3237EM	ALABAMA	KATRINA	HHS	2508-MISSIONS-DFA	1,000,000	
3237EM Total					1,000,000	
3241EM	ARIZONA	KATRINA	USFS	2501-MISSIONS-FOS	2,000,000	94,499
3241EM Total					2,000,000	94,499
3259EM	FLORIDA	RITA	APHIS	2501-MISSIONS-FOS	10,000	
				2508-MISSIONS-DFA	10,000	
			COE-NAD	2501-MISSIONS-FOS		
			COE-SAD	2501-MISSIONS-FOS	155,000	24,459
			DOD	2501-MISSIONS-FOS	255,000	
			DOE	2501-MISSIONS-FOS	10,000	
			DOT	2501-MISSIONS-FOS	10,000	
			EPA	2501-MISSIONS-FOS	10,000	
			FPS	2501-MISSIONS-FOS	10,000	
			GSA	2501-MISSIONS-FOS		
			HHS	2501-MISSIONS-FOS	10,000	
			NCS	2501-MISSIONS-FOS	10,000	
			USCG	2501-MISSIONS-FOS	16,000	
			USDA	2501-MISSIONS-FOS	10,000	
			USFS	2501-MISSIONS-FOS	730,000	13,984
3259EM Total					1,246,000	38,443
3260EM	LOUISIANA	RITA	COE-MVD	2508-MISSIONS-DFA		
			DOD	2501-MISSIONS-FOS		

PROG CODE	STATE NAME	EVENT NAME	AGENCY	PROGRAM NAME	OBLIGATIONS	EXPENDITURES
				2508-MISSIONS-DFA		
			DOT	2508-MISSIONS-DFA		
			EPA	2501-MISSIONS-FOS	25,000	
			FPS	2501-MISSIONS-FOS	125,000	
				2508-MISSIONS-DFA	100,000	
			HHS	2508-MISSIONS-DFA		
			USCG	2501-MISSIONS-FOS	25,000	
3260EM Total					275,000	
3261EM	TEXAS	RITA	ARC	2501-MISSIONS-FOS		
			CBP	2501-MISSIONS-FOS	12,000,000	
			COE-SWD	2501-MISSIONS-FOS	5,580,000	476,318
				2508-MISSIONS-DFA	5,000,000	
			DOD	2501-MISSIONS-FOS	11,315,000	3,190,787
			DOT	2501-MISSIONS-FOS	1,570,802	870,802
			EPA	2501-MISSIONS-FOS	1,244,830	
			FPS	2501-MISSIONS-FOS	100,000	
			GSA	2501-MISSIONS-FOS	10,000	
			HHS	2501-MISSIONS-FOS	35,180,000	
			NCS	2501-MISSIONS-FOS	510,000	
			USCG	2501-MISSIONS-FOS	200,000	
			USDA	2501-MISSIONS-FOS	30,000	1,486
			USFS	2501-MISSIONS-FOS	21,125,000	
3261EM Total					93,865,632	4,539,393
Grand Total					8,226,533,731	2,600,187,964

FINANCIAL INFORMATION TOOL

**SUMMARY OF ALL PUBLIC ASSISTANCE OBLIGATIONS FOR
NEW ORLEANS METROPOLITAN STATISTICAL AREA ONLY**

AS OF 09-30-2006

PROGRAM CODE	PROGRAM NAME	VENDOR COUNTY	NEMIS APPROVED OBLIGATIONS
1603DR	416X-PUBLIC ASSISTANCE	Jefferson	180,166,733.85
		Orleans	608,474,845.47
		Plaquemines	173,439,769.32
		St. Bernard	555,732,413.30
		St. Charles	20,734,720.33
		St. James	1,989,075.33
		St. John the Baptist	3,313,456.02
		St. Tammany	238,254,862.82
1603DR Total			1,782,105,876.44
1607DR	416X-PUBLIC ASSISTANCE	Jefferson	1,039,200.07
		Orleans	29,745.67
		Plaquemines	11,930.11
		St. Bernard	20,495.97
		St. Charles	288,952.41
		St. James	2,012.25
		St. John the Baptist	83,278.36
1607DR Total			1,475,614.84
Grand Total			1,783,581,491.28

FINANCIAL INFORMATION TOOL

PUBLIC ASSISTANCE OBLIGATIONS FOR NEW ORLEANS METROPOLITAN STATISTICAL AREA ONLY

AS OF 09-30-2006

PROGRAM NAME	PROGRAM CATEGORY	VENDOR COUNTY	NEMIS APPROVED OBLIGATIONS		
			KATRINA	RITA	GRAND TOTAL
			1603DR	1607DR	
416X-PUBLIC ASSISTANCE	416X-A DEBRIS REMOVAL	Jefferson	83,686,329.44	272,643.39	83,958,972.83
		Orleans	29,041,485.38		29,041,485.38
		Plaquemines	38,135,449.79		38,135,449.79
		St. Bernard	263,547,023.40		263,547,023.40
		St. Charles	871,017.96		871,017.96
		St. James	444,231.01		444,231.01
		St. John the Baptist	465,739.74		465,739.74
		St. Tammany	189,143,800.30		189,143,800.30
		416X-A DEBRIS REMOVAL Total		605,335,077.02	272,643.39
	416X-B PROTECTIVE MEASURES	Jefferson	58,043,558.95	766,556.68	58,810,115.63
		Orleans	256,602,227.96	29,745.67	256,631,973.63
		Plaquemines	32,365,842.61	11,930.11	32,377,772.72
		St. Bernard	192,004,986.72	20,495.97	192,025,482.69
		St. Charles	17,708,688.80	288,952.41	17,997,641.21
		St. James	1,056,289.45	2,012.25	1,058,301.70
		St. John the Baptist	1,694,585.56	83,278.36	1,777,863.92
		St. Tammany	23,965,124.09		23,965,124.09
		416X-B PROTECTIVE MEASURES Total		583,441,304.14	1,202,971.45
	416X-C ROADS & BRIDGES	Jefferson	1,253,400.91		1,253,400.91
		Orleans	5,769,640.99		5,769,640.99
		Plaquemines	1,228,152.13		1,228,152.13
		St. Bernard	3,438,426.47		3,438,426.47
		St. Charles	23,000.20		23,000.20
		St. James	43,357.27		43,357.27
		St. John the Baptist	99,803.93		99,803.93
	St. Tammany	3,010,508.22		3,010,508.22	
	416X-C ROADS & BRIDGES Total		14,866,290.12		14,866,290.12
416X-D WATER CONTROL FACILITIES	Jefferson	1,444,787.48		1,444,787.48	
	Orleans	519,138.68		519,138.68	
	Plaquemines	750,177.96		750,177.96	
	St. Bernard	552,322.10		552,322.10	
	St. Charles	222,754.33		222,754.33	
	St. John the Baptist	21,309.02		21,309.02	
St. Tammany	1,069,984.35		1,069,984.35		
416X-D WATER CONTROL FACILITIES Total		4,580,473.92		4,580,473.92	
416X-E PUBLIC BUILDINGS	Jefferson	27,011,832.61	0.00	27,011,832.61	
	Orleans	208,893,565.75		208,893,565.75	
	Plaquemines	85,427,644.95		85,427,644.95	
	St. Bernard	87,361,193.86		87,361,193.86	
	St. Charles	1,620,554.94		1,620,554.94	
	St. James	264,378.48		264,378.48	
	St. John the Baptist	801,917.19	0.00	801,917.19	
St. Tammany	16,469,131.76		16,469,131.76		
416X-E PUBLIC BUILDINGS Total		427,850,219.54	0.00	427,850,219.54	
416X-F PUBLIC UTILITIES	Jefferson	3,172,611.93	0.00	3,172,611.93	
	Orleans	89,959,310.06		89,959,310.06	
	Plaquemines	8,770,456.55		8,770,456.55	
	St. Bernard	4,035,845.32		4,035,845.32	
	St. Charles	54,628.05		54,628.05	
	St. James	41,590.30		41,590.30	
	St. John the Baptist	221,724.64		221,724.64	
	St. Tammany	3,594,920.57		3,594,920.57	
416X-F PUBLIC UTILITIES Total		109,851,087.42	0.00	109,851,087.42	
416X-G RECREATIONAL/OTHER	Jefferson	5,554,212.53		5,554,212.53	
	Orleans	17,689,476.65		17,689,476.65	
	Plaquemines	6,762,045.33		6,762,045.33	
	St. Bernard	4,792,615.43		4,792,615.43	
	St. Charles	234,076.05		234,076.05	
	St. James	139,228.82		139,228.82	
	St. John the Baptist	8,375.94		8,375.94	
	St. Tammany	1,001,393.53		1,001,393.53	
416X-G RECREATIONAL/OTHER Total		36,181,424.28		36,181,424.28	
Grand Total		1,782,105,876.44	1,475,614.84	1,783,581,491.28	

DISASTER RELIEF Terms Used

Direct/Support: Direct disaster programs provide resources to specifically address the short-, medium-, and long-term consequences of an event on both individuals and communities for declared disasters, emergencies, and fire management assistance grants. Direct costs also support pre-declaration activity (e.g., pre-positioning equipment and people before a hurricane strikes). Disaster support programs allow the Federal Emergency Management Agency (FEMA) to maintain critical, ongoing disaster operations and support infrastructure that supports the timely delivery of all of FEMA's disaster assistance programs. These resources provide for disaster-related support activities, which encompass ongoing operational capabilities that are not readily attributable to any one specific declared disaster.

Allocations: Funds set aside for declarations based on estimated needs for the next 30 days or less.

Commitments: Funds reserved in financial system based on specific requisitions in anticipation of their obligation.

Obligations: Obligations are recorded against allocated funds when contracts are signed, grants awarded, trips taken, mission assignments signed, etc.

Mission Assignments: Through Mission Assignments, FEMA tasks and reimburses Other Federal Agencies (OFAs) for providing services under the Stafford Act. These Mission Assignments fall into three categories:

o Technical Assistance (TA): OFAs provide expertise to States; 100% Federally funded; No State cost share

o Direct Federal Assistance (DFA): Requested by State; subject to State cost share (unless waived in response timeframe); Goods and services provided to the State to save lives and protect property

o Federal Operations Support (FOS): 100% Federally funded; No State cost share; Fed to Fed field operations support. This category reflects agreements with Federal agencies to perform services such as providing search and rescue operations, health and medical support, assisting with disease prevention and control, transportation of disaster victims, and delivery of food, water and other essential commodities to disaster victims.

Human Services Categories:

o Unemployment: Disaster Unemployment Assistance for individuals who lose their job as a result of a Presidentially-declared disaster and are not covered by regular unemployment insurance.

o Crisis Counseling: Short-term services, provided by FEMA as supplemental funds granted to State and local mental health agencies, available to eligible survivors of Presidentially-declared major disasters.

o Legal Services: Legal advice for low income individuals regarding cases that will not produce a fee, provided by The Young Lawyers Division of the American Bar Association, through an agreement with FEMA.

o Inspections: Inspections to assess disaster damage.

o Other Needs Assistance: Medical, dental, funeral cost, transportation cost and other disaster-related needs within a total cap for Individual Assistance of \$26,200 per individual or household.

o Housing Assistance: Lodging expenses reimbursement (for a hotel or motel), rental assistance, home repair cash grant and home replacement cash grants within a total cap for Individual Assistance of \$26,200 per individual or household.

Mitigation:

o Hazard Mitigation: Long-term hazard mitigation measures after a major disaster declaration. The purpose of the program is to reduce the loss of life and property due to natural disasters and to enable mitigation measures to be implemented during the immediate recovery from a disaster