

Department of Homeland Security - Federal Emergency Management Agency

Weekly Disaster Relief Finance (DRF) Report

3-08-2006

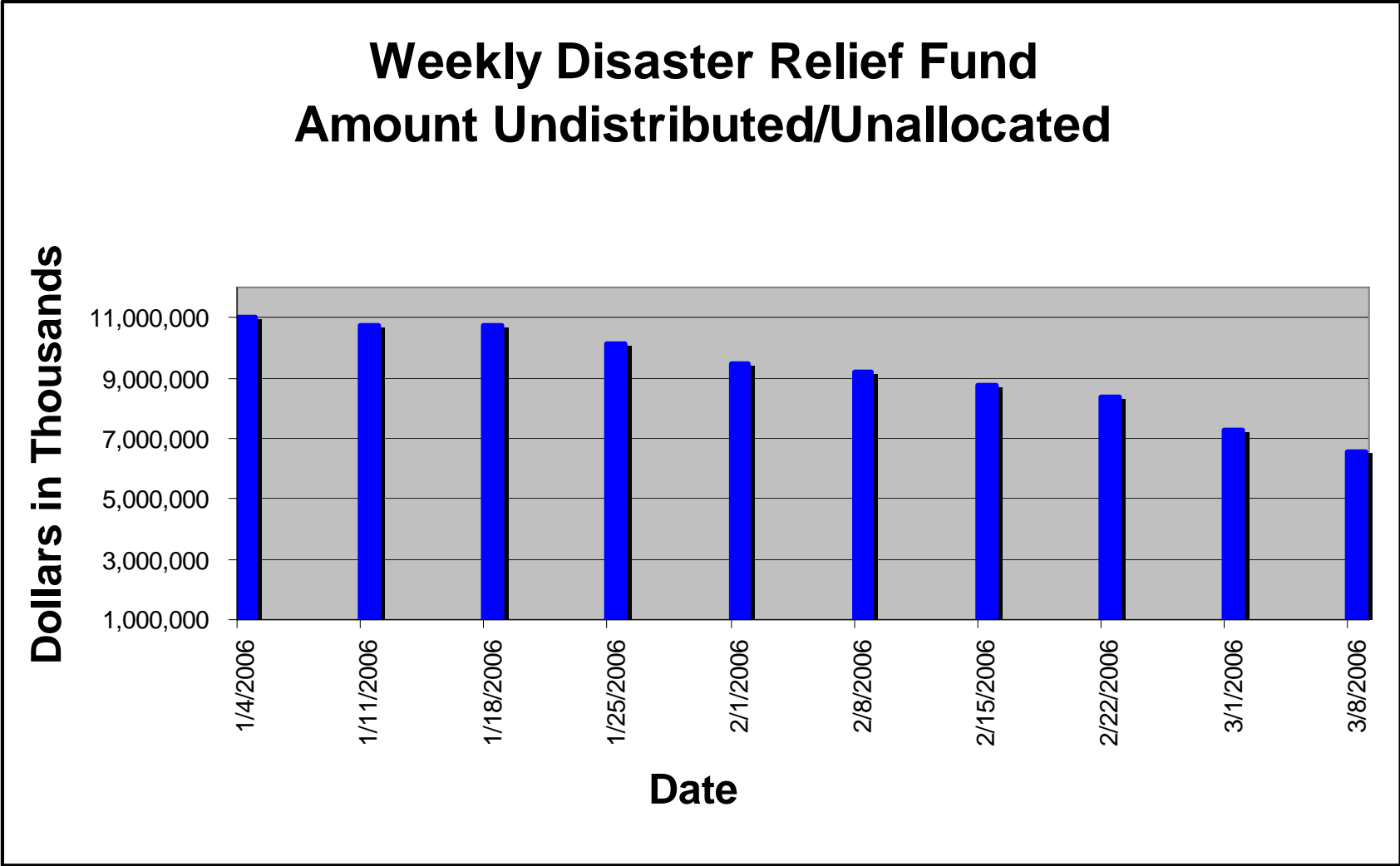
Congressional Weekly Report

TABLE OF CONTENTS

File	Title of File	Description	No. of Pages
Intro.	Graphical Representations	Graphic Analysis: <ul style="list-style-type: none"> ▪ DRF Amount Undistributed ▪ Allocations and Obligations for Katrina ▪ Manufactured Housing 	3
2	Disaster Relief Fund - Status Report	Status of the Disaster Relief Fund	2
3	National Flood Insurance Data	Flood Insurance Claims made to Feds, by State; Homes Damaged without Flood Insurance, by State; Households Individual Claim Fully Paid, by State	1
4	Housing Data	Hotel and Manufactured Housing Information	2
5	Katrina, Rita and Wilma Declarations	Declarations by Major Object Class, Declarations by Program Area and Mission Assignments	11
		Vendor Details; Credit Card data; Obligations greater than \$50,000,000; Declarations; Missions Details; New Orleans data	54
6	Disaster Relief Terms	Definitions	2

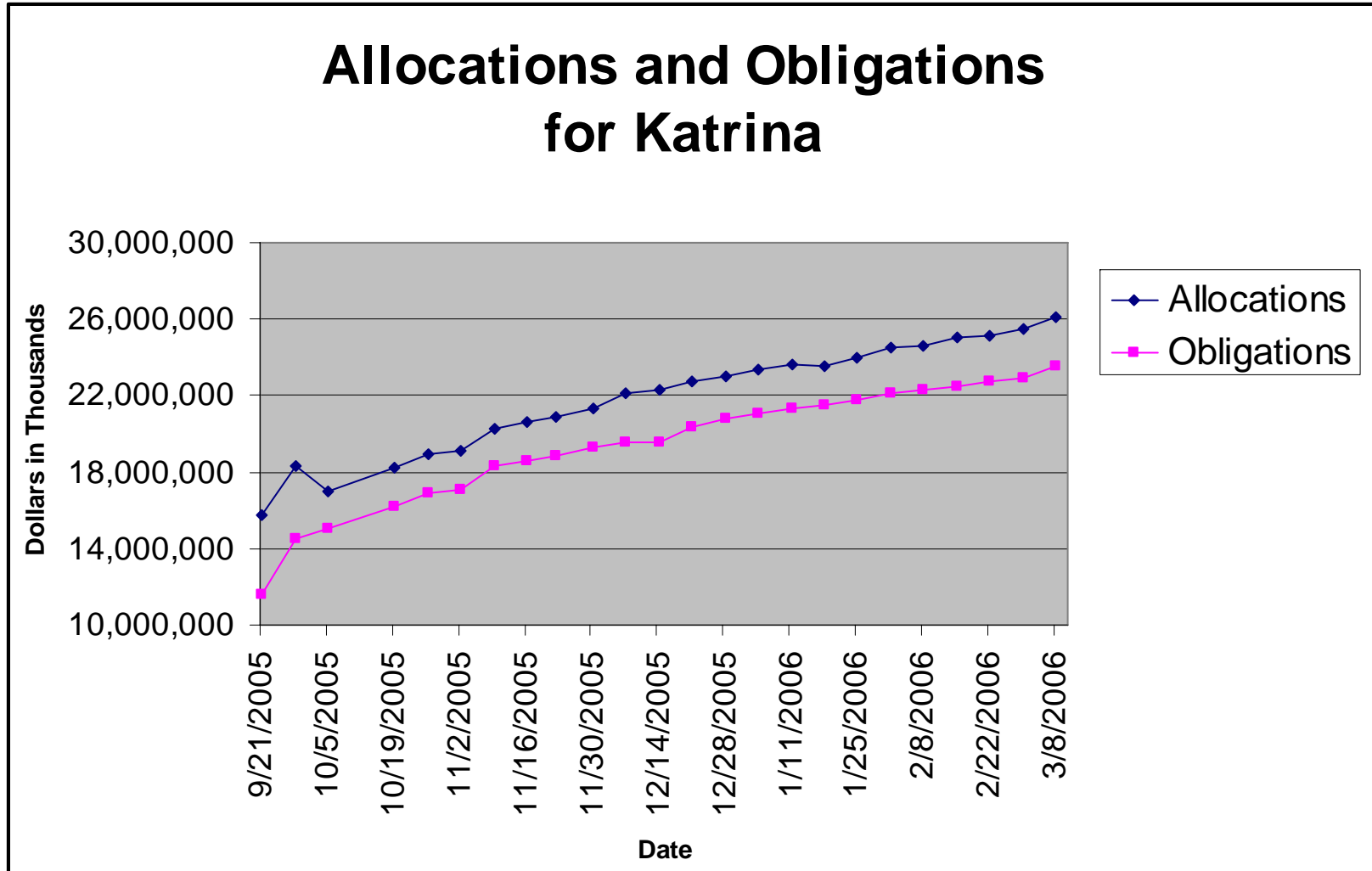
FEDERAL EMERGENCY MANAGEMENT AGENCY
DISASTER RELIEF FUND

As of 03/08/06



FEDERAL EMERGENCY MANAGEMENT AGENCY
DISASTER RELIEF FUND

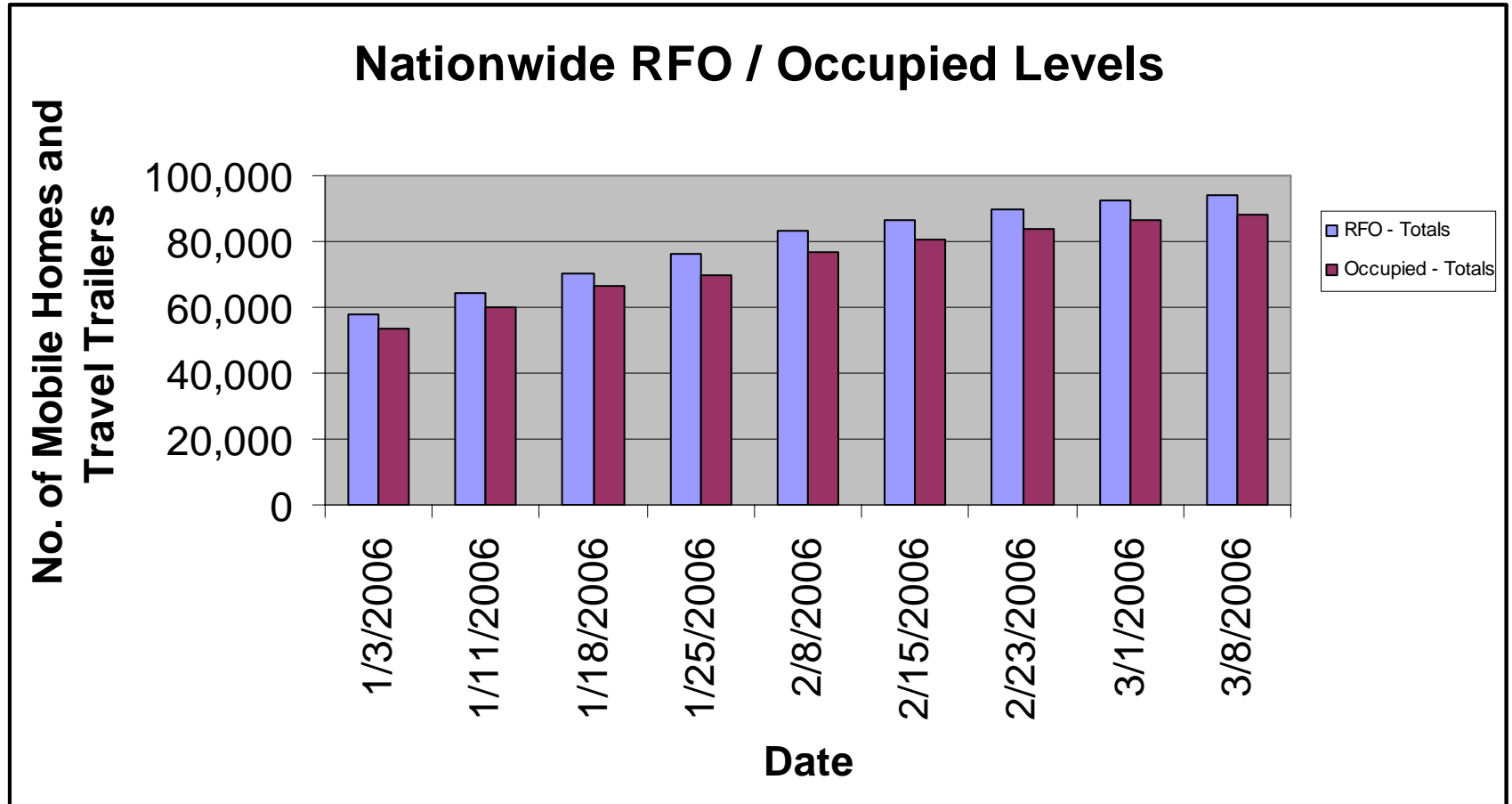
As of 03/08/06



FEDERAL EMERGENCY MANAGEMENT AGENCY
DISASTER RELIEF FUND

As of 03/07/06

Manufactured Housing Data
Mobile Homes and Travel Trailers Ready for Occupation (RFO) and Occupied



HOMELAND SECURITY - FEDERAL EMERGENCY MANAGEMENT AGENCY
DISASTER RELIEF FUND - FY-2006 ACTIVITY
Dollars in Thousands
As of 03/08/06 @7:00 AM

Status of the Disaster Relief Fund

	<u>Direct/Support</u>	<u>Change Since Last Report</u>
Status of Obligations:		
FY 2005 APPROPRIATION AVAILABLE:	69,687,736	0
FY 2005 OBLIGATIONS (net of recoveries):	23,158,726	0
FY 2005 UNOBLIGATED BALANCE:	46,529,010	0
FY 2006 APPROPRIATION AVAILABLE:	24,543,309	0
TOTAL OBLIGATIONS FY 2006 (net):	13,689,699	723,612
Obligations-FY '05 Recoveries:	1,135,799	0
Less: TOTAL OBLIGATIONS FY 2006 (gross):	14,825,498	723,612
UNOBLIGATED BALANCE:	9,717,811	(723,612)
Status of Commitments:		
Less: TOTAL COMMITMENTS:	17,466,118	786,665
UNCOMMITTED BALANCE:	7,077,191	(786,665)
Status of Allocations:		
FUNDS ALLOCATED FY 2005:	23,158,726	0
FUNDS ALLOCATED FY 2006:	17,989,493	692,742
Less: TOTAL OBLIGATIONS FY 2006 (gross):	14,825,498	723,612
UNOBLIGATED ALLOCATION:	3,163,995	(30,870)
Amount Undistributed/Unallocated:	6,553,816	(692,742)

¹ Includes the rescission of \$23,409,300,000, transfer of \$752,500,000 to the Disaster Assistance Direct Loan Program Account, recoveries of \$1,135,799,000, the addition of the FY 2006 annual appropriation of \$1,752,300,000, and the transfer of \$712,000,000 to the Small Business Administration for the Disaster Loan Program Account.

HOMELAND SECURITY - FEDERAL EMERGENCY MANAGEMENT AGENCY
DISASTER RELIEF FUND
Dollars in Thousands
As of 03/08/06 @7:00 AM

Status of the Katrina Disaster Relief Funds

	<u>Direct/Support</u>	<u>Change Since Last Report</u>
Status of Allocations:		
FUNDS ALLOCATED:	26,075,881	633,314
Less: TOTAL OBLIGATIONS (gross):	23,544,163	612,082
UNOBLIGATED ALLOCATION:	2,531,718	21,232
Status of Obligations:		
TOTAL OBLIGATIONS (gross):	23,544,163	612,082

Status of the Rita Disaster Relief Funds

	<u>Direct/Support</u>	<u>Change Since Last Report</u>
Status of Allocations:		
FUNDS ALLOCATED:	3,714,396	23,902
Less: TOTAL OBLIGATIONS (gross):	3,418,085	55,726
UNOBLIGATED ALLOCATION:	296,311	(31,824)
Status of Obligations:		
TOTAL OBLIGATIONS (gross):	3,418,085	55,726

Status of the Wilma Disaster Relief Funds

	<u>Direct/Support</u>	<u>Change Since Last Report</u>
Status of Allocations:		
FUNDS ALLOCATED:	1,518,766	15,326
Less: TOTAL OBLIGATIONS (gross):	1,468,207	26,106
UNOBLIGATED ALLOCATION:	50,559	(10,780)
Status of Obligations:		
TOTAL OBLIGATIONS (gross):	1,468,207	26,106

Disaster Relief Fund: Details by Disaster Declaration (Katrina)						
Hurricane Katrina				Allocations	Obligations	Unobligated
Florida	Declared 8/28/05	1602DR		186,367	178,589	7,778
Louisiana	Declared 8/27/05	3212EM		12,508	12,508	0
Louisiana	Declared 8/28/05	1603DR		15,831,910	14,196,019	1,635,890
Subtotal, LA				15,844,418	14,208,528	1,635,890
Mississippi	Declared 8/28/05	3213EM		2,623	2,623	0
Mississippi	Declared 8/28/05	1604DR		7,746,723	6,969,878	776,846
Subtotal, MS				7,749,346	6,972,500	776,846
Alabama	Declared 8/28/05	3214EM		84	84	0
Alabama	Declared 8/28/05	1605DR		1,666,062	1,593,855	72,207
Subtotal, AL				1,666,147	1,593,939	72,207
Evacuations						
Arkansas	Declared 9/02/05	3215EM		40,914	39,555	1,359
Texas	Declared 9/02/05	3216EM		433,363	427,695	5,669
Tennessee	Declared 9/05/05	3217EM		29,090	26,804	2,287
Georgia	Declared 9/05/05	3218EM		20,492	19,761	731
Oklahoma	Declared 9/05/05	3219EM		6,612	6,438	174
Florida	Declared 9/05/05	3220EM		9,202	7,848	1,354
West Virginia	Declared 9/05/05	3221EM		352	287	65
North Carolina	Declared 9/05/05	3222EM		2,002	1,971	31
Utah	Declared 9/05/05	3223EM		1,115	1,092	23
Colorado	Declared 9/05/05	3224EM		12,228	12,163	65
Michigan	Declared 9/07/05	3225EM		1,502	1,133	370
District of Columbia	Declared 9/07/05	3226EM		660	542	118
Washington	Declared 9/07/05	3227EM		3,191	3,076	115
Oregon	Declared 9/07/05	3228EM		2,015	2,008	7
New Mexico	Declared 9/07/05	3229EM		2,202	869	1,334
Illinois	Declared 9/07/05	3230EM		2,682	930	1,752
Kentucky	Declared 9/10/05	3231EM		4,022	3,934	88
Missouri	Declared 9/10/05	3232EM		2,841	746	2,095
South Carolina	Declared 9/10/05	3233EM		3,172	2,769	403
South Dakota	Declared 9/10/05	3234EM		344	322	23
Pennsylvania	Declared 9/10/05	3235EM		2,300	1,959	341
Kansas	Declared 9/10/05	3236EM		217	191	26
Alabama	Declared 9/10/05	3237EM		3,500	1,972	1,528
Indiana	Declared 9/10/05	3238EM		4,201	3,842	359
Iowa	Declared 9/10/05	3239EM		275	262	13
Virginia	Declared 9/12/05	3240EM		570	483	87
Arizona	Declared 9/12/05	3241EM		5,414	5,354	60
Minnesota	Declared 9/13/05	3242EM		15,074	3,500	11,575
Nevada	Declared 9/13/05	3243EM		1,263	794	469
Idaho	Declared 9/13/05	3244EM		620	594	26
Nebraska	Declared 9/13/05	3245EM		267	265	1
Connecticut	Declared 9/13/05	3246EM		1,063	100	963
North Dakota	Declared 9/13/05	3247EM		88	68	20
California	Declared 9/13/05	3248EM		628	547	82
Wisconsin	Declared 9/13/05	3249EM		3,576	2,817	759
Ohio	Declared 9/13/05	3250EM		2,594	2,174	419
Maryland	Declared 9/13/05	3251EM		3,121	821	2,300
Massachusetts	Declared 9/13/05	3252EM		3,669	2,532	1,137
Montana	Declared 9/13/05	3253EM		489	475	14
Rhode Island	Declared 9/19/05	3255EM		1,037	531	506
Maine	Declared 9/19/05	3256EM		106	54	52
New Jersey	Declared 9/19/05	3257EM		160	141	19
New Hampshire	Declared 9/19/05	3258EM		106	6	100
New York	Declared 9/30/05	3262EM		1,188	1,157	31
Delaware	Declared 9/30/05	3263EM		74	26	48
Subtotal, Evacuations				629,604	590,607	38,997
Total, Katrina				26,075,881	23,544,163	2,531,718
Disaster Relief Fund: Details by Disaster Declaration (Rita)						
Hurricane Rita				Allocations	Obligations	Unobligated
Florida	Declared 9/20/05	3259EM		10,046	9,583	463
Louisiana	Declared 9/21/05	3260EM		1,275	1,275	0
Louisiana	Declared 9/24/05	1607DR		1,602,875	1,496,422	106,453
Subtotal, Louisiana				1,604,150	1,497,697	106,453
Texas	Declared 9/21/05	3261EM		130,101	130,017	84
Texas	Declared 9/24/05	1606DR		1,970,100	1,780,788	189,312
Subtotal, Texas				2,100,200	1,910,805	189,395
Total, Rita				3,714,396	3,418,085	296,311
Disaster Relief Fund: Details by Disaster Declaration (Wilma)						
Hurricane Wilma				Allocations	Obligations	Unobligated
Florida	Declared 10/24/05	1609DR		1,518,766	1,468,207	50,559
Subtotal, FL				1,518,766	1,468,207	50,559
Total, Wilma				1,518,766	1,468,207	50,559

National Flood Insurance Program Data for Hurricanes Katrina and Rita

As of 3/07/2006

Number of Flood Insurance Claims Made to Feds, by State*

State and Disaster Number	No. of Losses Received
Florida, DR-1602	9,050
Louisiana, DR-1603	177,313
Mississippi, DR-1604	18,951
Alabama, DR-1605	5,676
Texas, DR-1606	3,831
Louisiana, DR-1607	10,470
TOTAL	225,291

*The data above is gathered through telephone surveys of NFIP Write Your Own companies and represents the best available information. These numbers should be regarded as preliminary estimates.

As of 2/27/2006

Number of Homes Damaged Without Flood Insurance, by State**

State and Disaster Number	Number of Registrants Reporting No Flood Insurance
Florida, DR-1602	N/A
Louisiana, DR-1603	122,296
Mississippi, DR-1604	57,391
Alabama, DR-1605	5,244
Texas, DR-1606	1,457
Louisiana, DR-1607	15,377
TOTAL	201,765

**The data above represents number of individuals registered through FEMA's National Processing Service Center who report having no flood insurance. The total number should not be interpreted to represent total number of households without flood insurance, as more than one member of a household may have applied and reported not having insurance. This element of the report will be updated next week.

As of 3/07/2006

Number of Households Individual Claim Fully Paid, by State***

State and Disaster Number	No. of Losses Paid
Florida, DR-1602	4,859
Louisiana, DR-1603	118,577
Mississippi, DR-1604	16,037
Alabama, DR-1605	4,305
Texas, DR-1606	1,440
Louisiana, DR-1607	6,580
TOTAL	151,798

***"Losses Paid" are numbers generated from estimates received from the NFIP Write Your Own companies. These numbers represent all NFIP policies, both commercial and residential. This data represents the best information available at this time.

Hurricanes Katrina, Rita, & Wilma - Hotel Data*
AS OF 3/08/06

Hotel & Motel Data (Provided by VA NPSC)		3/8/06	
Hurricanes Katrina, Rita, & Wilma		Total	
Total Rooms		7,172	
Total Hotels		2,391	
Hotel & Motel Rooms		Total	
States with Most Rooms/Hotels	Total Rooms	Total Hotels	
LA	5,023	484	
MS	755	192	
TX	596	578	
GA	221	289	
FL	155	200	
AL	125	117	
CA	97	166	
NY	52	15	
TN	29	58	
AR	23	53	
NC	13	27	
MD	11	20	
VA	12	22	
IL	6	22	
MA	5	6	
TOTAL	7,123	2,249	

* FEMA is no longer managing shelters or cruise ships.

**MANUFACTURED HOUSING DATA
AS OF 3/07/2006**

Manufactured Housing		3/7/06
Louisiana		
Inventory at Staging Area		4,626
Travel Trailers		2,478
Mobile Homes		2,108
Modular Housing		40
Issued from Staging Area - Today		633
Issued from Staging Area - Cumulative		63,757
Pads - Leased (1)		13,164
Pads - Leases Pending		112,612
Units on Pad / Sites (2)		63,555
RFO		54,397
Travel Trailers		51,755
Mobile Homes		2,642
Occupied		50,376
Travel Trailers		48,584
Mobile Homes		1,792
Total Units Vacant (TT/MH)		4,021
Mississippi		
Inventory at Staging Area		1,537
Travel Trailers		692
Mobile Homes		845
Modular Housing		0
Issued from Staging Area - Today		93
Issued from Staging Area - Cumulative		37,753
Pads - Leased (1)		38,026
Pads - Leases Pending		152
Units on Pad / Sites (2)		37,302
RFO		36,855
Travel Trailers		36,257
Mobile Homes		598
Occupied		35,332
Travel Trailers		34,929
Mobile Homes		403
Total Units Vacant (TT/MH)		1,523
Alabama		
Inventory at Staging Area		2,536
Travel Trailers		588
Mobile Homes		1,948
Modular Housing		0
Issued from Staging Area - Today		75
Issued from Staging Area - Cumulative		3,138
Pads - Leased (1)		3,308
Pads - Leases Pending		182
Units on Pad / Sites (2)		3,138
RFO		2,964
Travel Trailers		2,964
Mobile Homes		0
Occupied		2,434
Travel Trailers		2,434
Mobile Homes		0
Total Units Vacant (TT/MH)		530
Texas		
Inventory at Staging Area		13,476
Travel Trailers		263
Mobile Homes		12,304
Modular Housing		909
Issued from Staging Area - Today		62
Florida		
Inventory at Staging Area		1,084
Travel Trailers		594
Mobile Homes		490
Modular Housing		0
Issued from Staging Area - Today		16
Total		
RFO - Totals		94,216
Occupied - Totals		88,142
Vacant - Totals		6,074

Comments
» Report includes travel trailer, mobile home data and modular housing data.
» Staging areas: LA - New Orleans, Baton Rouge and Lake Charles; AR - Hope; AL - Selma-Craig and Summerdale; TX - Texarkana and Jasper; MS - Purvis and Carnes
» FL-LT manages Florida manufactured housing.
» Emergency Housing Sites include industrial, commercial, private and group sites.
Notes:
1. Excludes private and industrial EGS.
2. Includes private, industrial, commercial and group sites.

KATRINA DECLARATIONS BY MAJOR OBJECT CLASS

AS OF 03-08-2006 AT 7 AM

PROGRAM AREA	PROGRAM NAME	ALLOCATIONS	UN-OBLIGATED COMMITMENTS	OBLIGATIONS	UN-OBLIGATED ALLOCATIONS(c)	UN-LIQUIDATED OBLIGATIONS	EXPENDITURES	ALLOCATION AVAILABLE
1-HUMAN SERVICES	2503-UNEMPLOYMENT	221,184,814		221,527,958	(343,144)		221,527,958	(343,144)
	2504-CRISIS COUNSELING-NIMH	122,515,418		17,848,839	104,666,579	9,163,910	8,684,929	104,666,579
	2576-LEGAL SERVICES	122,500	131,267	35,500	87,000	31,625	3,875	(44,267)
	2592-INSPECTIONS	179,709,004	35,052,221	144,651,634	35,057,370	42,244,161	102,407,473	5,150
	4149-OTHER NEEDS ASSISTANCE	1,525,232,445		1,525,232,445		51,477,256	1,473,755,189	
	414X-HOUSING ASSISTANCE	3,951,917,800		3,951,917,712	89	110,496,461	3,841,421,251	89
	4152-CRISIS COUNSELING-SCC	34,756,707		31,625,401	3,131,306	21,179,312	10,446,089	3,131,306
	MANUFACTURED HOUSING	5,889,824,507	1,593,105,505	4,289,786,918	1,600,037,589	1,352,029,265	2,937,757,653	6,932,084
TOTAL	11,925,263,195	1,628,288,992	10,182,626,406	1,742,636,789	1,586,621,988	8,596,004,418	114,347,797	
2-INFRASTRUCTURE	2594-INSPECTIONS	285,364,400	55,200,400	230,107,600	55,256,800	153,369,214	76,738,386	56,400
	416X-PUBLIC ASSISTANCE	3,010,471,411		2,950,133,306	60,338,104	1,430,750,308	1,519,382,998	60,338,104
	TOTAL	3,295,835,811	55,200,400	3,180,240,906	115,594,904	1,584,119,523	1,596,121,384	60,394,504
3-MITIGATION	2593-INSPECTIONS	23,874,721	5,418,311	14,449,410	9,425,311	11,897,341	2,552,070	4,007,000
	4173-HAZARD MITIGATION	5,374,186		5,374,186		5,130,680	243,506	
	TOTAL	29,248,907	5,418,311	19,823,596	9,425,311	17,028,021	2,795,576	4,007,000
4-OPERATIONS	2507-MISSIONS-TA	43,998,256		24,457,556	19,540,700	24,081,708	375,848	19,540,700
	2508-MISSIONS-DFA	4,399,332,155		4,382,332,153	17,000,002	4,219,199,327	163,132,825	17,000,002
	TOTAL	4,443,330,411		4,406,789,709	36,540,702	4,243,281,035	163,508,673	36,540,702
5-ADMINISTRATION	11XX-SALARIES & BENEFITS	239,755,591		225,531,398	14,224,193		225,531,398	14,224,193
	21XX-TRAVEL	190,583,053	8,459,721	175,770,488	14,812,565	27,911,536	147,858,952	6,352,845
	22XX-TRANSPORTION	53,842,671	147,893	41,435,196	12,407,475	13,440,219	27,994,977	12,259,582
	23XX-RENT, COMM, UTILITIES	246,463,074	40,836,625	200,972,997	45,490,077	91,031,160	109,941,837	4,653,452
	24XX-PRINT & REPRO	5,112,588	651,385	3,957,267	1,155,321	2,782,613	1,174,654	503,936
	2501-MISSIONS-FOS	2,874,647,326		2,873,161,618	1,485,708	2,612,010,270	261,151,348	1,485,708
	25XX-OTHER SERVICES	1,947,970,228	458,495,870	1,492,355,053	455,615,176	704,178,922	788,176,131	(2,880,694)
	26XX-SUPPLIES & MATERIALS	535,588,001	43,091,141	489,994,011	45,593,990	244,386,003	245,608,009	2,502,848
	31XX-EQUIPMENT	203,208,421	25,065,244	172,843,130	30,365,291	39,037,121	133,806,010	5,300,047
	32XX-LAND & STRUCTURES	9,861,466	6,277,750	3,490,996	6,370,470	1,650,125	1,840,871	92,720
	4101-URBAN SEARCH & RESCUE	75,170,459	1	75,170,458	1	58,134,520	17,035,938	
TOTAL	6,382,202,880	583,025,630	5,754,682,613	627,520,267	3,794,562,489	1,960,120,124	44,494,638	
GRAND TOTAL	26,075,881,204	2,271,933,333	23,544,163,230	2,531,717,973	11,225,613,056	12,318,550,175	259,784,641	

KATRINA DECLARATIONS BY PROGRAM AREA

AS OF 03-08-2006 AT 7 AM

PROGRAM CODE	STATE NAME	PROGRAM AREA	ALLOCATIONS	UN-OBLIGATED COMMITMENTS	OBLIGATIONS	UN-OBLIGATED ALLOCATIONS(c)	UN-LIQUIDATED OBLIGATIONS	EXPENDITURES	ALLOCATION AVAILABLE
1602DR	FLORIDA	2-INFRASTRUCTURE	154,558,474		148,214,962	6,343,512	84,875,727	63,339,235	6,343,512
		4-OPERATIONS	10,000		10,000		10,000		
		5-ADMINISTRATION	31,798,770	525,439	30,363,978	1,434,792	18,995,700	11,368,278	909,353
		TOTAL	186,367,244	525,439	178,588,940	7,778,304	103,881,427	74,707,512	7,252,865
1603DR	LOUISIANA	1-HUMAN SERVICES	7,815,709,868	984,411,606	6,738,023,430	1,077,686,438	1,029,988,714	5,708,034,715	93,274,832
		2-INFRASTRUCTURE	1,576,306,247	35,802,600	1,537,265,448	39,040,800	882,777,000	654,488,448	3,238,200
		3-MITIGATION	10,964,976	1,483,258	6,449,718	4,515,258	4,970,632	1,479,086	3,032,000
		4-OPERATIONS	2,924,777,501		2,924,705,000	72,501	2,842,143,825	82,561,175	72,501
		5-ADMINISTRATION	3,504,151,148	495,418,396	2,989,575,887	514,575,261	2,004,095,866	985,480,021	19,156,865
TOTAL	15,831,909,740	1,517,115,860	14,196,019,482	1,635,890,257	6,763,976,037	7,432,043,445	118,774,397		
1604DR	MISSISSIPPI	1-HUMAN SERVICES	2,913,660,449	593,018,838	2,305,607,126	608,053,323	360,298,853	1,945,308,273	15,034,486
		2-INFRASTRUCTURE	917,715,778	16,820,500	884,629,903	33,085,875	416,005,259	468,624,644	16,265,375
		3-MITIGATION	15,498,947	3,900,053	10,923,894	4,575,053	10,133,378	790,516	675,000
		4-OPERATIONS	1,293,292,910		1,256,824,709	36,468,201	1,179,585,471	77,239,237	36,468,201
		5-ADMINISTRATION	2,606,555,101	83,043,123	2,511,892,014	94,663,087	1,641,300,074	870,591,940	11,619,964
TOTAL	7,746,723,186	696,782,514	6,969,877,646	776,845,540	3,607,323,036	3,362,554,610	80,063,026		
1605DR	ALABAMA	1-HUMAN SERVICES	1,195,892,878	50,858,548	1,138,995,851	56,897,027	196,334,421	942,661,430	6,038,479
		2-INFRASTRUCTURE	96,426,362		93,391,578	3,034,784	34,426,639	58,964,939	3,034,784
		3-MITIGATION	2,784,984	35,000	2,449,984	335,000	1,924,010	525,974	300,000
		4-OPERATIONS	181,500,000		181,500,000		177,791,739	3,708,261	
		5-ADMINISTRATION	189,457,857	3,958,672	177,517,323	11,940,534	99,408,719	78,108,603	7,981,863
TOTAL	1,666,062,081	54,852,220	1,593,854,736	72,207,346	509,885,528	1,083,969,207	17,355,126		
3212EM	LOUISIANA	2-INFRASTRUCTURE							
		4-OPERATIONS	1,500,000		1,500,000		1,500,000		
		5-ADMINISTRATION	11,008,058		11,008,058		10,358,161	649,898	
		TOTAL	12,508,058		12,508,058		11,858,161	649,898	
3213EM	MISSISSIPPI	2-INFRASTRUCTURE							
		4-OPERATIONS							
		5-ADMINISTRATION	2,622,585		2,622,585		2,535,527	87,058	
		TOTAL	2,622,585		2,622,585		2,535,527	87,058	
3214EM	ALABAMA	2-INFRASTRUCTURE							
		4-OPERATIONS							
		5-ADMINISTRATION	84,454		84,454		31,478	52,976	
		TOTAL	84,454		84,454		31,478	52,976	
3215EM	ARKANSAS	2-INFRASTRUCTURE	33,583,900		32,886,684	697,216	3,474,724	29,411,960	697,216
		4-OPERATIONS	3,500,000		3,500,000		3,500,000		
		5-ADMINISTRATION	3,830,259	80,000	3,168,781	661,478	687,689	2,481,092	581,478
		TOTAL	40,914,159	80,000	39,555,465	1,358,694	7,662,413	31,893,052	1,278,694
3216EM	TEXAS	2-INFRASTRUCTURE	371,250,699	2,577,300	368,227,696	3,023,003	84,671,291	283,556,405	445,703
		4-OPERATIONS	37,740,000		37,740,000		37,740,000		
		5-ADMINISTRATION	24,372,652		21,727,108	2,645,544	13,790,198	7,936,910	2,645,544
		TOTAL	433,363,351	2,577,300	427,694,804	5,668,548	136,201,489	291,493,314	3,091,248
3217EM	TENNESSEE	2-INFRASTRUCTURE	29,000,000		26,713,339	2,286,661	26,713,339		2,286,661
		4-OPERATIONS	5,000		5,000		5,000		
		5-ADMINISTRATION	85,380		85,380		4,017	81,363	
		TOTAL	29,090,380		26,803,719	2,286,661	26,722,356	81,363	2,286,661
3218EM	GEORGIA	2-INFRASTRUCTURE	20,400,000		19,668,821	731,179	11,926,571	7,742,250	731,179
		5-ADMINISTRATION	92,000		92,000		91,233	767	
		TOTAL	20,492,000		19,760,821	731,179	12,017,804	7,743,017	731,179
3219EM	OKLAHOMA	2-INFRASTRUCTURE	6,435,313		6,286,938	148,375	157,308	6,129,630	148,375
		5-ADMINISTRATION	176,910		151,210	25,700	18,930	132,281	25,700
		TOTAL	6,612,223		6,438,148	174,075	176,238	6,261,911	174,075
3220EM	FLORIDA	2-INFRASTRUCTURE	9,200,000		7,845,819	1,354,181	7,836,518	9,301	1,354,181
		5-ADMINISTRATION	2,272		2,272		2,272		
		TOTAL	9,202,272		7,848,091	1,354,181	7,836,518	11,573	1,354,181
3221EM	WEST VIRGINIA	2-INFRASTRUCTURE	186,000		185,820	180	174,298	11,522	180
		5-ADMINISTRATION	165,811		101,285	64,527	2,859	98,426	64,527
		TOTAL	351,811		287,104	64,707	177,157	109,947	64,707
3222EM	NORTH CAROLINA	2-INFRASTRUCTURE	2,000,000		1,968,692	31,308	1,034,513	934,180	31,308
		5-ADMINISTRATION	2,261		2,261		2,000	261	
		TOTAL	2,002,261		1,970,953	31,308	1,036,513	934,441	31,308

PROGRAM CODE	STATE NAME	PROGRAM AREA	ALLOCATIONS	UN-OBLIGATED COMMITMENTS	OBLIGATIONS	UN-OBLIGATED ALLOCATIONS(c)	UN-LIQUIDATED OBLIGATIONS	EXPENDITURES	ALLOCATION AVAILABLE
3223EM	UTAH	2-INFRASTRUCTURE	990,895		990,895	0	321,588	669,307	0
		4-OPERATIONS	5,000		5,000		5,000		
		5-ADMINISTRATION	119,306		95,988	23,318	57,905	38,082	23,318
		TOTAL	1,115,201		1,091,883	23,318	384,494	707,389	23,318
3224EM	COLORADO	2-INFRASTRUCTURE	11,791,634		11,791,633	1	1,650,549	10,141,084	1
		4-OPERATIONS							
		5-ADMINISTRATION	436,638		371,446	65,192	28,764	342,682	65,192
		TOTAL	12,228,272		12,163,079	65,192	1,679,313	10,483,766	65,192
3225EM	MICHIGAN	2-INFRASTRUCTURE	1,100,000		870,907	229,093	788,845	82,062	229,093
		5-ADMINISTRATION	402,484		261,713	140,771	128,835	132,878	140,771
		TOTAL	1,502,484		1,132,621	369,864	917,680	214,940	369,864
		2-INFRASTRUCTURE	521,438		485,870	35,568	485,870		35,568
3226EM	DISTRICT OF COLUMBIA	5-ADMINISTRATION	138,803		56,221	82,582	4,516	51,705	82,582
		TOTAL	660,241		542,092	118,150	490,387	51,705	118,150
		2-INFRASTRUCTURE	2,865,178		2,865,175	3	2,865,175		3
		5-ADMINISTRATION	325,434		210,419	115,015	3,182	207,237	115,015
3227EM	WASHINGTON	TOTAL	3,190,612		3,075,594	115,018	2,868,357	207,237	115,018
		2-INFRASTRUCTURE	1,969,791		1,969,787	4	1,737,241	232,546	4
		5-ADMINISTRATION	45,053		38,096	6,957	6,963	31,133	6,957
		TOTAL	2,014,844		2,007,883	6,961	1,744,204	263,679	6,961
3229EM	NEW MEXICO	2-INFRASTRUCTURE	2,095,700		798,450	1,297,250	718,983	79,467	1,297,250
		5-ADMINISTRATION	106,507		70,140	36,367	4,513	65,627	36,367
		TOTAL	2,202,207		868,590	1,333,616	723,496	145,090	1,333,616
		2-INFRASTRUCTURE	2,418,578		706,621	1,711,957	80,590	626,032	1,711,957
3230EM	ILLINOIS	5-ADMINISTRATION	263,877		223,358	40,519	94,953	128,405	40,519
		TOTAL	2,682,455		929,979	1,752,475	175,543	754,436	1,752,475
		2-INFRASTRUCTURE	4,000,000		3,911,772	88,228	3,340,083	571,688	88,228
		5-ADMINISTRATION	22,000		22,000		14,039	7,961	
3231EM	KENTUCKY	TOTAL	4,022,000		3,933,772	88,228	3,354,123	579,649	88,228
		2-INFRASTRUCTURE	2,005,000		205,844	1,799,156	205,844	1,799,156	
		5-ADMINISTRATION	835,902		540,087	295,815	33,452	506,635	295,815
		TOTAL	2,840,902		745,931	2,094,971	239,296	506,635	2,094,971
3233EM	SOUTH CAROLINA	2-INFRASTRUCTURE	3,114,915		2,711,794	403,122	1,719,169	992,625	403,122
		5-ADMINISTRATION	57,000		57,000		16,911	40,089	
		TOTAL	3,171,915		2,768,794	403,122	1,736,079	1,032,714	403,122
		2-INFRASTRUCTURE	261,722		261,676	46	66,240	195,435	46
3234EM	SOUTH DAKOTA	5-ADMINISTRATION	82,700		60,044	22,656	54,414	5,630	22,656
		TOTAL	344,422		321,720	22,702	120,654	201,065	22,702
		2-INFRASTRUCTURE	2,000,000		1,754,276	245,724	1,070,363	683,913	245,724
		5-ADMINISTRATION	300,075		204,731	95,344	8,903	195,828	95,344
3235EM	PENNSYLVANIA	TOTAL	2,300,075		1,959,007	341,069	1,079,266	879,741	341,069
		2-INFRASTRUCTURE	161,000		160,818	182	51,685	109,133	182
		5-ADMINISTRATION	56,298		30,098	26,200	29,911	187	26,200
		TOTAL	217,298		190,917	26,382	81,597	109,320	26,382
3237EM	ALABAMA	2-INFRASTRUCTURE	2,500,000		972,490	1,527,510	164,716	807,775	1,527,510
		4-OPERATIONS	1,000,000		1,000,000		1,000,000		
		5-ADMINISTRATION							
		TOTAL	3,500,000		1,972,490	1,527,510	1,164,716	807,775	1,527,510
3238EM	INDIANA	2-INFRASTRUCTURE	4,127,992		3,789,690	338,302	3,789,690		338,302
		5-ADMINISTRATION	72,864		51,942	20,922	50,000	1,942	20,922
		TOTAL	4,200,856		3,841,632	359,224	3,839,690	1,942	359,224
		2-INFRASTRUCTURE	209,000		206,761	2,239	189,204	17,557	2,239
3239EM	IOWA	5-ADMINISTRATION	66,380		55,712	10,668	50,072	5,639	10,668
		TOTAL	275,380		262,472	12,908	239,277	23,196	12,908
		2-INFRASTRUCTURE	404,100		399,591	4,509	329,125	70,466	4,509
		5-ADMINISTRATION	165,910		83,706	82,204	1,100	82,606	82,204
3240EM	VIRGINIA	TOTAL	570,010		483,298	86,712	330,225	153,073	86,712
		2-INFRASTRUCTURE	3,200,000		3,179,929	20,071	314,610	2,865,319	20,071
		5-ADMINISTRATION	2,213,580		2,174,029	39,551	2,074,990	99,039	39,551
		TOTAL	5,413,580		5,353,959	59,621	2,389,600	2,964,359	59,621
3242EM	MINNESOTA	2-INFRASTRUCTURE	15,000,000		3,449,504	11,550,496	2,545,809	903,695	11,550,496
		5-ADMINISTRATION	74,450		50,000	24,450	50,000		24,450
		TOTAL	15,074,450		3,499,504	11,574,946	2,595,809	903,695	11,574,946

PROGRAM CODE	STATE NAME	PROGRAM AREA	ALLOCATIONS	UN-OBLIGATED COMMITMENTS	OBLIGATIONS	UN-OBLIGATED ALLOCATIONS(c)	UN-LIQUIDATED OBLIGATIONS	EXPENDITURES	ALLOCATION AVAILABLE
3243EM	NEVADA	2-INFRASTRUCTURE	1,000,000		563,921	436,079	274,011	289,911	436,079
		5-ADMINISTRATION	263,140		230,345	32,795	84,354	145,992	32,795
		TOTAL	1,263,140		794,266	468,874	358,364	435,902	468,874
3244EM	IDAHO	2-INFRASTRUCTURE	584,137		584,134	3	566,685	17,450	3
		5-ADMINISTRATION	35,700		10,108	25,592	249	9,860	25,592
		TOTAL	619,837		594,243	25,594	566,933	27,309	25,594
3245EM	NEBRASKA	2-INFRASTRUCTURE	210,100		210,100		188,611	21,489	
		5-ADMINISTRATION	56,602		55,277	1,325	53,976	1,302	1,325
		TOTAL	266,702		265,377	1,325	242,587	22,790	1,325
3246EM	CONNECTICUT	2-INFRASTRUCTURE	1,000,000		49,979	950,021	49,979		950,021
		5-ADMINISTRATION	63,173		50,351	12,823	33,591	16,760	12,823
		TOTAL	1,063,173		100,330	962,843	83,570	16,760	962,843
3247EM	NORTH DAKOTA	2-INFRASTRUCTURE							
		5-ADMINISTRATION	88,387		68,149	20,238	48,909	19,239	20,238
		TOTAL	88,387		68,149	20,238	48,909	19,239	20,238
3248EM	CALIFORNIA	2-INFRASTRUCTURE							
		5-ADMINISTRATION	628,220		546,518	81,702	94,463	452,055	81,702
		TOTAL	628,220		546,518	81,702	94,463	452,055	81,702
3249EM	WISCONSIN	2-INFRASTRUCTURE	3,501,228		2,766,170	735,058	2,659,607	106,563	735,058
		5-ADMINISTRATION	74,737		51,227	23,510	50,002	1,225	23,510
		TOTAL	3,575,965		2,817,397	758,568	2,709,609	107,788	758,568
3250EM	OHIO	2-INFRASTRUCTURE	2,518,180		2,124,094	394,086	1,217,364	906,730	394,086
		5-ADMINISTRATION	75,350		50,000	25,350	50,000		25,350
		TOTAL	2,593,530		2,174,094	419,436	1,267,364	906,730	419,436
3251EM	MARYLAND	2-INFRASTRUCTURE	3,000,000		737,298	2,262,702	669,906	67,392	2,262,702
		5-ADMINISTRATION	121,326		83,717	37,609	3,009	80,708	37,609
		TOTAL	3,121,326		821,015	2,300,311	672,915	148,100	2,300,311
3252EM	MASSACHUSETTS	2-INFRASTRUCTURE	3,500,000		2,366,684	1,133,316	145,738	2,220,947	1,133,316
		5-ADMINISTRATION	168,880		164,978	3,902	24,849	140,129	3,902
		TOTAL	3,668,880		2,531,662	1,137,218	170,587	2,361,075	1,137,218
3253EM	MONTANA	2-INFRASTRUCTURE	400,000		397,372	2,628	283,778	113,594	2,628
		5-ADMINISTRATION	88,952		77,682	11,270	51,141	26,541	11,270
		TOTAL	488,952		475,054	13,898	334,919	140,135	13,898
3255EM	RHODE ISLAND	2-INFRASTRUCTURE	1,000,000		501,593	498,407	501,593		498,407
		5-ADMINISTRATION	36,916		29,493	7,422	18,084	11,409	7,422
		TOTAL	1,036,916		531,086	505,829	519,677	11,409	505,829
3256EM	MAINE	2-INFRASTRUCTURE	100,000		47,927	52,073	47,927		52,073
		5-ADMINISTRATION	6,000		6,000		6,000		
		TOTAL	106,000		53,927	52,073	53,927		52,073
3257EM	NEW JERSEY	2-INFRASTRUCTURE	120,026		120,026		3,334	116,692	
		5-ADMINISTRATION	39,917		21,310	18,607	1,302	20,007	18,607
		TOTAL	159,943		141,335	18,607	4,636	136,699	18,607
3258EM	NEW HAMPSHIRE	2-INFRASTRUCTURE	100,000			100,000			100,000
		5-ADMINISTRATION	6,000		6,000		5,908	92	
		TOTAL	106,000		6,000	100,000		5,908	92
3262EM	NEW YORK	2-INFRASTRUCTURE	977,652		977,652		977,652		
		5-ADMINISTRATION	209,900		179,140	30,760	227	178,912	30,760
		TOTAL	1,187,552		1,156,791	30,760	977,879	178,912	30,760
3263EM	DELAWARE	2-INFRASTRUCTURE	24,772		24,771	1	24,771		1
		5-ADMINISTRATION	48,900		993	47,907	550	443	47,907
		TOTAL	73,672		25,764	47,908	25,321	443	47,908
GRAND TOTAL			26,075,881,204	2,271,933,333	23,544,163,230	2,531,717,973	11,225,613,056	12,318,550,175	259,784,641

KATRINA MISSION ASSIGNMENTS

AS OF 03-08-2006 AT 7 AM

OBLIGATIONS	
DHS AGENCIES	Total
BTS	200,000
CBP	30,957,949
FLETC	460,103
FPS	162,590,179
IAIP	214,000
ICE	36,417,200
NCS	7,318,000
OCFO	210,000
OSLGCP	200,000
S&T	100,000
TSA	455,000
USCG	165,757,501
USCIS	910,000
USSS	8,800
Subtotal, DHS	405,798,732
OTHER AGENCIES	Total
AID	17,309,000
APHIS	345,000
ARC	55,000
BUREC	1,089,000
CDC	19,903,500
CNCS	4,415,500
COE-LRD	15,000
COE-MVD	3,592,337,152
COE-SAD	181,705,000
DHUD	82,870,000
DOC	700,000
DOD	1,635,322,389
DOE	390,000
DOED	230,000
DOI	1,264,400
DOL	325,000
DOS	55,000
DOT	468,563,713
EEOC	200,000
EPA	321,386,200
FAA	
FCC	200,000
FCSIC	200,000
FMSHRC	200,000
FNS	20,000
GSA	82,128,291
HHS	161,637,800
MSPB	2,000
NAR	625,000
NASA	450,000
NCPC	20,000
NCUA	
NGA	620,000
NLRB	240,000
NOAA	1,750,000
NPS	157,000
NRC	200,000
NSF	200,000
OPM	615,000
OSHA	21,225,000
RRB	25,000
SBA	200,000
SCS	11,800
SEC	2,000
SSA	1,025,000
TREAS	2,110,650
TVA	7,787,451
USDA	12,560,500
USDJ	55,129,600
USFS	178,545,288
USGS	460,800
USPC	15,150,291
USPHS	
USPS	2,098,270
VA	75,000
Subtotal, Other Agencies	6,874,152,595
GRAND TOTAL MA s	7,279,951,327

RITA DECLARATIONS BY MAJOR OBJECT CLASS

AS OF 03-08-2006 AT 7 AM

PROGRAM AREA	PROGRAM NAME	ALLOCATIONS	UN-OBLIGATED COMMITMENTS	OBLIGATIONS	UN-OBLIGATED ALLOCATIONS(c)	UN-LIQUIDATED OBLIGATIONS	EXPENDITURES	ALLOCATION AVAILABLE
1-HUMAN SERVICES	2503-UNEMPLOYMENT	18,291,421		17,838,942	452,479		17,838,942	452,479
	2504-CRISIS COUNSELING-NIMH							
	2576-LEGAL SERVICES	5,000			5,000			5,000
	2592-INSPECTIONS	65,198,750	30,808	65,166,747	32,003	20,219,375	44,947,372	1,194
	4149-OTHER NEEDS ASSISTANCE	90,975,000		90,975,000		1,043,705	89,931,295	
	414X-HOUSING ASSISTANCE	1,033,392,280		1,033,391,381	899	142,968,450	890,422,932	899
	4152-CRISIS COUNSELING-SCC	4,301,483		650,742	3,650,741	650,742		3,650,741
	4154-OTHER NEEDS ASSISTANCE	68,880,000		68,880,000		8,867,257	60,012,743	
	MANUFACTURED HOUSING	241,797,400	112,282,471	108,032,610	133,764,790	30,409,975	77,622,635	21,482,319
TOTAL	1,522,841,334	112,313,280	1,384,935,423	137,905,911	204,159,505	1,180,775,918	25,592,632	
2-INFRASTRUCTURE	2594-INSPECTIONS	18,395,900	4,027,000	14,305,400	4,090,500	10,464,371	3,841,029	63,500
	416X-PUBLIC ASSISTANCE	249,347,097		247,250,288	2,096,809	127,621,579	119,628,709	2,096,809
	TOTAL	267,742,997	4,027,000	261,555,688	6,187,309	138,085,949	123,469,738	2,160,309
3-MITIGATION	2593-INSPECTIONS	16,244,974	4,870,040	6,799,934	9,445,040	6,133,225	666,709	4,575,000
	TOTAL	16,244,974	4,870,040	6,799,934	9,445,040	6,133,225	666,709	4,575,000
4-OPERATIONS	2507-MISSIONS-TA	1,100,000		1,100,000		1,100,000		
	2508-MISSIONS-DFA	780,196,000		777,513,600	2,682,400	776,613,121	900,479	2,682,400
	TOTAL	781,296,000		778,613,600	2,682,400	777,713,121	900,479	2,682,400
5-ADMINISTRATION	11XX-SALARIES & BENEFITS	39,425,560		35,896,658	3,528,902		35,896,658	3,528,902
	21XX-TRAVEL	29,219,738	52,000	28,927,642	292,096	5,070,556	23,857,085	240,096
	22XX-TRANSPORTION	3,699,000	1,018,125	472,000	3,227,000	382,793	89,207	2,208,875
	23XX-RENT, COMM, UTILITIES	20,247,325	4,495,150	15,046,818	5,200,507	7,233,190	7,813,628	705,357
	24XX-PRINT & REPRO	1,113,000	145,000	692,586	420,414	462,919	229,667	275,414
	2501-MISSIONS-FOS	433,118,685		427,673,685	5,445,000	424,559,254	3,114,431	5,445,000
	25XX-OTHER SERVICES	516,440,374	103,643,308	406,113,742	110,326,632	193,386,640	212,727,102	6,683,324
	26XX-SUPPLIES & MATERIALS	48,880,975	7,198,440	41,662,851	7,218,123	10,799,622	30,863,229	19,684
	31XX-EQUIPMENT	11,255,983	3,002,228	7,344,387	3,911,596	2,019,029	5,325,358	909,369
	32XX-LAND & STRUCTURES	400,000	400,000		400,000			
	4101-URBAN SEARCH & RESCUE	22,470,000	120,000	22,350,000	120,000	19,281,943	3,068,057	
TOTAL	1,126,270,640	120,074,251	986,180,369	140,090,271	663,195,946	322,984,423	20,016,020	
GRAND TOTAL	3,714,395,945		241,284,571	3,418,085,013	296,310,932	1,789,287,746	1,628,797,267	55,026,361

RITA DECLARATIONS BY PROGRAM AREA

AS OF 03-08-2006 AT 7 AM

PROGRAM CODE	STATE NAME	PROGRAM AREA	ALLOCATIONS	UN-OBLIGATED COMMITMENTS	OBLIGATIONS	UN-OBLIGATED ALLOCATIONS(c)	UN-LIQUIDATED OBLIGATIONS	EXPENDITURES	ALLOCATION AVAILABLE
1606DR	TEXAS	1-HUMAN SERVICES	945,662,790	63,817,175	856,253,509	89,409,281	193,184,712	663,068,797	25,592,107
		2-INFRASTRUCTURE	177,493,900	2,550,000	174,672,625	2,821,275	76,696,917	97,975,709	271,275
		3-MITIGATION	11,399,991	4,135,000	2,699,991	8,700,000	2,423,689	276,302	4,565,000
		4-OPERATIONS	245,150,000		242,467,600	2,682,400	242,467,600		2,682,400
		5-ADMINISTRATION	590,392,848	71,884,276	504,694,109	85,698,739	314,910,007	189,784,102	13,814,463
		TOTAL	1,970,099,529	142,386,450	1,780,787,834	189,311,694	829,682,925	951,104,909	46,925,244
1607DR	LOUISIANA	1-HUMAN SERVICES	577,178,544	48,496,105	528,681,914	48,496,630	10,974,793	517,707,122	525
		2-INFRASTRUCTURE	77,164,097	1,477,000	74,344,587	2,819,510	56,007,510	18,337,077	1,342,510
		3-MITIGATION	4,844,983	735,040	4,099,943	745,040	3,709,536	390,407	10,000
		4-OPERATIONS	530,036,000		530,036,000		529,135,521	900,479	
		5-ADMINISTRATION	413,651,513	48,189,975	359,259,980	54,391,533	228,145,212	131,114,768	6,201,557
		TOTAL	1,602,875,137	98,898,120	1,496,422,425	106,452,712	827,972,573	668,449,852	7,554,592
3259EM	FLORIDA	2-INFRASTRUCTURE	8,700,000		8,237,124	462,876	4,638,389	3,598,734	462,876
		4-OPERATIONS	10,000		10,000		10,000		
		5-ADMINISTRATION	1,335,741		1,335,741		1,268,445	67,295	
		TOTAL	10,045,741		9,582,864	462,876	5,916,834	3,666,030	462,876
3260EM	LOUISIANA	2-INFRASTRUCTURE							
		4-OPERATIONS	1,100,000		1,100,000		1,100,000		
		5-ADMINISTRATION	175,000		175,000		175,000		
		TOTAL	1,275,000		1,275,000		1,275,000		
3261EM	TEXAS	2-INFRASTRUCTURE	4,385,000		4,301,351	83,649	743,133	3,558,218	83,649
		4-OPERATIONS	5,000,000		5,000,000		5,000,000		
		5-ADMINISTRATION	120,715,539		120,715,539		118,697,281	2,018,258	
		TOTAL	130,100,539		130,016,890	83,649	124,440,414	5,576,476	83,649
GRAND TOTAL			3,714,395,945	241,284,571	3,418,085,013	296,310,932	1,789,287,746	1,628,797,267	55,026,361

RITA MISSION ASSIGNMENTS

AS OF 03-08-2006 AT 7 AM

OBLIGATIONS	
DHS AGENCIES	Total
CBP	12,000,000
FPS	11,445,000
NCS	5,862,685
USCG	26,863,000
Subtotal, DHS	56,170,685
OTHER AGENCIES	Total
APHIS	20,000
ARC	40,000
BIA	317,600
BUREC	1,000,000
CDC	
CNCS	240,000
COE-MVD	384,325,000
COE-NAD	
COE-SAD	155,000
COE-SWD	296,635,000
DHUD	120,000
DOD	68,480,000
DOE	60,000
DOI	5,000
DOT	66,910,000
EPA	44,545,000
GSA	540,000
HHS	83,290,000
NGA	145,000
NOAA	2,790,000
TREAS	80,000
TVA	2,000,000
USDA	6,470,000
USFS	180,905,000
USGS	44,000
USPC	1,000,000
VA	10,000,000
Subtotal, Other Agencies	1,150,116,600
GRAND TOTAL MA s	1,206,287,285

WILMA DECLARATIONS BY MAJOR OBJECT CLASS

AS OF 03-08-2006 AT 7 AM

PROGRAM AREA	PROGRAM NAME	ALLOCATIONS	UN-OBLIGATED COMMITMENTS	OBLIGATIONS	UN-OBLIGATED ALLOCATIONS(c)	UN-LIQUIDATED OBLIGATIONS	EXPENDITURES	ALLOCATION AVAILABLE
1-HUMAN SERVICES	2503-UNEMPLOYMENT	5,770,125		5,770,125			5,770,125	
	2504-CRISIS COUNSELING-NIMH	3,246,808			3,246,808			3,246,808
	2576-LEGAL SERVICES	5,000		5,000		5,000		
	2592-INSPECTIONS	42,429,400	3,296,256	39,133,000	3,296,400	7,799,053	31,333,947	144
	4149-OTHER NEEDS ASSISTANCE	183,000,000		183,000,000		38,214,941	144,785,059	
	414X-HOUSING ASSISTANCE	150,695,000		150,695,000		18,778,028	131,916,972	
	4152-CRISIS COUNSELING-SCC	1,848,196		1,751,789	96,407	1,751,789		96,407
	TOTAL	476,007,529	11,485,387	456,752,619	19,254,910	83,180,546	373,572,072	7,769,524
2-INFRASTRUCTURE	2594-INSPECTIONS	28,110,300		28,110,300		23,823,994	4,286,306	
	416X-PUBLIC ASSISTANCE	473,050,000		472,647,269	402,731	339,242,363	133,404,905	402,731
	TOTAL	501,160,300		500,757,569	402,731	363,066,358	137,691,211	402,731
3-MITIGATION	2593-INSPECTIONS	1,000,000	335,100	599,900	400,100	581,566	18,334	65,000
	TOTAL	1,000,000	335,100	599,900	400,100	581,566	18,334	65,000
4-OPERATIONS	2507-MISSIONS-TA	700,000		700,000		686,205	13,795	
	2508-MISSIONS-DFA	233,328,384		233,328,384		232,595,129	733,254	
	TOTAL	234,028,384		234,028,384		233,281,334	747,050	
5-ADMINISTRATION	11XX-SALARIES & BENEFITS	25,491,330		26,710,801	(1,219,471)		26,710,801	(1,219,471)
	21XX-TRAVEL	12,909,700	167,200	12,690,902	218,798	2,292,847	10,398,054	51,598
	22XX-TRANSPORTION	12,725,440	410,000	10,225,440	2,500,000	9,035,050	1,190,390	2,090,000
	23XX-RENT, COMM, UTILITIES	5,871,000	4,232,132	1,658,595	4,212,405	126,833	1,531,762	(19,727)
	24XX-PRINT & REPRO	323,500	39,928	265,870	57,630	173,974	91,895	17,702
	2501-MISSIONS-FOS	132,029,012		132,029,012		125,394,264	6,634,748	
	25XX-OTHER SERVICES	18,150,000	6,829,855	11,245,587	6,904,413	9,652,496	1,593,091	74,559
	26XX-SUPPLIES & MATERIALS	91,470,000	16,130,849	74,511,034	16,958,966	73,705,106	805,929	828,117
	31XX-EQUIPMENT	1,310,000	425,536	481,172	828,828	159,893	321,280	403,291
	32XX-LAND & STRUCTURES	74,225	40,000	34,225	40,000	21,779	12,446	
4101-URBAN SEARCH & RESCUE	6,216,000		6,216,000		5,805,814	410,186		
TOTAL	306,570,207	28,275,500	276,068,637	30,501,570	226,368,054	49,700,583	2,226,070	
GRAND TOTAL	1,518,766,420	40,095,986	1,468,207,108	50,559,312	906,477,858	561,729,250	10,463,325	

WILMA DECLARATIONS BY PROGRAM AREA

AS OF 03-08-2006 AT 7 AM

PROGRAM CODE	STATE NAME	PROGRAM AREA	ALLOCATIONS	UN-OBLIGATED COMMITMENTS	OBLIGATIONS	UN-OBLIGATED ALLOCATIONS(c)	LIQUIDATED OBLIGATIONS	EXPENDITURES	ALLOCATION AVAILABLE
1609DR	FLORIDA	1-HUMAN SERVICES	476,007,529	11,485,387	456,752,619	19,254,910	83,180,546	373,572,072	7,769,524
		2-INFRASTRUCTURE	501,160,300		500,757,569	402,731	363,066,358	137,691,211	402,731
		3-MITIGATION	1,000,000	335,100	599,900	400,100	581,566	18,334	65,000
		4-OPERATIONS	234,028,384		234,028,384		233,281,334	747,050	
		5-ADMINISTRATION	306,570,207	28,275,500	276,068,637	30,501,570	226,368,054	49,700,583	2,226,070
		TOTAL	1,518,766,420	40,095,986	1,468,207,108	50,559,312	906,477,858	561,729,250	10,463,325
GRAND TOTAL			1,518,766,420	40,095,986	1,468,207,108	50,559,312	906,477,858	561,729,250	10,463,325

WILMA MISSION ASSIGNMENTS

AS OF 03-08-2006 AT 7 AM

OBLIGATIONS	
DHS AGENCIES	Total
FPS	30,521,512
NCS	40,000
USCG	120,000
Subtotal, DHS	30,681,512
OTHER AGENCIES	Total
CIA	200,000
CNCS	1,250,000
COE-SAD	293,772,000
DOC	200,000
DOD	3,550,000
DOE	55,000
DOI	28,384
DOT	20,083,000
EPA	440,000
GSA	130,000
HHS	9,395,000
NOAA	115,000
NPS	
SSA	200,000
USDA	330,000
USDJ	45,000
USFS	5,580,000
USFWS	
USGS	2,500
Subtotal, Other Agencies	335,375,884
GRAND TOTAL MA s	366,057,396



FINANCIAL INFORMATION TOOL
FOR HURRICANE KATRINA, RITA, & WILMA DECLARATIONS ONLY
NOTES & TERMS

ITEM	DESCRIPTION
21XX-TRAVEL OF PEOPLE	Travel & transportation costs of FEMA employees and evacuating disaster victims
22XX-TRANSPORT OF THINGS	Transporting things such as express mail and equipment
23XX-RENT, COMM, UTILITIES	JFO Office space, DRC Office space, phone lines, electricity, water, etc.
24XX-PRINT & REPRO	Quick Copy service, printing and duplicating , etc.
2501-MISSIONS-FOS	Federal Operational Support - OFA Administrative costs such as travel, overtime, etc.
2503-UNEMPLOYMENT	Unemployment assistance to disaster victims
2507-MISSIONS-TA	Technical Assistance - provided by an OFA to the State & Local Governments
2508-MISSIONS-DFA	Direct Federal Assistance - provided by OFAs to directly benefit the State/Local Government and/or citizens usually commodities and services like ice, water, meals, etc.
2576-LEGAL SERVICES	Provided to assist disaster victims
2592-INSPECTIONS IHP/IFG	To inspect individual disaster victim's homes to determine eligibility for FEMA assistance programs
2593-INSPECTIONS HMTAP	To provide inspections, reviews and other technical assistance related to the Hazard Mitigation Program
2594-INSPECTIONS PA TAC	To prepare preliminary damage assessments and damage survey reports for the Public Assistance Program
25XX-OTHER SERVICES	Other services provided by contract not otherwise categorized
26XX-SUPPLIES & MATERIALS	Office supplies, IT supplies, safety supplies, fuel, clothing, food, drinking water, parts, etc.
31XX-EQUIPMENT	Durable personal property that has an expected life of 1 year or more such as equipment, tools, computers, etc.
32XX-LAND & STRUCTURES	Real estate and permanent improvements to real estate
4101-URBAN SEARCH & RESCUE	Cost of searching for and rescuing disaster victims from the disaster site(s)
414X-HOUSING & OTHER NEEDS	Awards to disaster victims for rent, hotels, minimal repairs, replacement, etc.
4154-OTHER NEEDS	Awards to disaster victims for medical, dental, funeral, personal property, clothing, furniture, and similar needs
416X-PUBLIC ASSISTANCE	Grants to States for projects under Infrastructue also known as the Public Assistance Program
4173-HAZARD MITIGATION	Grants to States for projects under the Mitigation Program
CRISIS COUNSELING	Grants to States or to the National Institutes of Mental Health to assist disaster victims
DRC	Disaster Recovery Center for assisting disaster victims in applying for disaster assistance
JFO	Joint Field Office
MANUFACTURED HOUSING	Costs of setting up short term temporary housing for disaster victims including manufactured housing and pad setup
OFA	Other Federal Agency other than FEMA
PROGRAM CODE	Disaster Number
PROGRAM NAME	Identifies and groups costs associated with a specific FEMA Program
VENDOR ALPHA	Name of private company, OFA, or State/Local government with whom FEMA has contracted to provide commodities or services, or pay grants/awards

FINANCIAL INFORMATION TOOL
FOR HURRICANE KATRINA, RITA, & WILMA DECLARATIONS ONLY
VENDORS WITH CUMMULATIVE OBLIGATIONS GREATER THAN OR EQUAL TO \$50 MILLION IN DESCENDING ORDER BY OBLIGATIONS

AS OF 03-08-2006 AT 7 AM

VENDOR ALPHA	OBLIGATIONS	EXPENDITURES
LA OFFICE OF HOMELAND SECURITY	6,122,633,866.71	5,172,827,237.07
US ARMY CORPS OF ENGINEERS	4,749,444,151.87	159,528,174.74
MISSISSIPPI, STATE OF	2,022,099,154.89	1,593,444,560.01
DEPARTMENT OF DEFENSE	2,018,595,237.22	270,668,094.63
TX DEPARTMENT OF PUBLIC SAFETY	1,246,576,660.48	934,393,644.54
FLORIDA BUREAU OF DISASTER	965,458,187.29	471,902,159.12
ENVIRONMENTAL PROTECTION AGENCY	760,713,137.00	500,400.07
FLUOR DANIEL INC	635,009,818.98	142,735,733.84
DEPARTMENT OF TRANSPORTATION	555,556,713.00	43,230,564.56
GULF STREAM COACH, INC.	521,377,500.00	418,880,948.00
BECHTEL NATIONAL, INC.	465,619,328.50	231,946,144.08
CORPORATE LODGING CONSULTANTS, INC.	460,670,600.00	331,698,807.88
USDA FOREST SERVICE	384,390,788.00	180.91
MORGAN BUILDINGS & SPAS, INC.	372,324,890.00	282,860,879.54
PRECISION HOMES	287,515,000.00	279,929,266.99
DEPARTMENT OF HEALTH AND HUMAN SERVICES	268,044,875.00	10,711,850.56
SHAW ENVIRONMENTAL & INFRASTRUCTURE	260,975,382.50	128,570,571.36
AMERICAN RED CROSS	250,294,800.00	248,948,173.63
US DEPARTMENT OF LABOR	245,462,025.00	245,154,963.44
AL EMERGENCY MANAGEMENT AGENCY	215,245,825.67	174,352,259.35
FEDERAL PROTECTIVE SERVICE/DHS	210,242,962.90	961,462.96
US COAST GUARD	192,740,501.00	
CH2M HILL CONSTRUCTORS, INC.	181,050,898.82	88,172,670.35
GENERAL SERVICES ADMINISTRATION	176,630,113.40	16,350,282.44
CLEARBROOK LLC	166,898,266.00	129,635,492.96
GBL'S	154,872,500.00	73,481,469.51
CMH MANUFACTURING, INC.	138,967,578.79	105,659,488.79
PARTNERSHIP FOR RESPONSE & RECOVERY	136,826,326.79	98,460,547.70
NORTH AMERICAN CATASTROPHE SVCS INC	127,417,151.00	111,103,602.19
FEMA GROUP TRAVEL	126,667,556.54	103,739,434.41
ALLTECH	110,412,803.60	80,170,304.21
NISTC	108,818,700.00	22,822,164.51
BOURGET'S OF THE SOUTH, LLC	105,455,005.60	91,410,355.60
AMERICOLD LOGISTICS LLC	87,168,506.58	74,965,288.41
HOUSING & URBAN DEVELOPMENT	82,990,000.00	11,127,134.00
CHAMPION HOME BUILDERS CO	80,759,579.79	70,400,027.50
EMERGENCY RESPONSE PROG MANAGEMENT	79,657,600.00	40,463,315.85
US BANK	68,330,886.12	27,818,038.86
CUSTOMS AND BORDER PROTECTION	61,177,879.00	6,795,166.08
U S DEPARTMENT OF JUSTICE	55,174,600.00	3,069,530.97
Grand Total	25,260,267,358.04	12,298,890,391.62

FINANCIAL INFORMATION TOOL
FOR HURRICANE KATRINA, RITA, & WILMA DECLARATIONS ONLY
VENDORS WITH CUMMULATIVE OBLIGATIONS GREATER THAN OR EQUAL TO \$50 MILLION IN DESCENDING ORDER BY OBLIGATIONS

AS OF 03-08-2006 AT 7 AM

VENDOR ALPHA	PROGRAM NAME	PROG CODE	STATE NAME	EVENT NAME	OBLIGATIONS	EXPENDITURES	
LA OFFICE OF HOMELAND SECURITY	414X-HOUSING & OTHER NEEDS	1603DR	LOUISIANA	KATRINA	4,162,341,776.61	4,056,052,059.17	
		1607DR	LOUISIANA	RITA	488,351,564.97	485,647,325.15	
	416X-PUBLIC ASSISTANCE	1603DR	LOUISIANA	KATRINA	1,387,993,547.65	607,962,240.64	
		1607DR	LOUISIANA	RITA	71,969,677.48	18,096,027.24	
	CRISIS COUNSELING	1603DR	LOUISIANA	KATRINA	11,977,300.00	5,069,584.87	
LA OFFICE OF HOMELAND SECURITY Total					6,122,633,866.71	5,172,827,237.07	
US ARMY CORPS OF ENGINEERS	2501-MISSIONS-FOS	1602DR	FLORIDA	KATRINA	405,000.00	36,684.52	
		1603DR	LOUISIANA	KATRINA	37,530,000.00	2,323,473.83	
		1604DR	MISSISSIPPI	KATRINA	454,490,739.91	27,933,059.25	
		1605DR	ALABAMA	KATRINA	30,300,000.00	9,471,111.99	
		1606DR	TEXAS	RITA	61,095,000.00	2,015,166.16	
		1607DR	LOUISIANA	RITA	2,825,000.00	97,714.11	
		1609DR	FLORIDA	WILMA	70,822,000.00	6,587,108.11	
		3213EM	MISSISSIPPI	KATRINA	160,561.11	56,404.93	
		3214EM	ALABAMA	KATRINA			
		3259EM	FLORIDA	RITA	155,000.00	22,494.74	
		3261EM	TEXAS	RITA	10,090,000.00		
		2507-MISSIONS-TA	1603DR	LOUISIANA	KATRINA	7,180,000.00	253,089.98
			1604DR	MISSISSIPPI	KATRINA	243,255.98	122,758.06
			1606DR	TEXAS	RITA	100,000.00	
			1607DR	LOUISIANA	RITA	1,000,000.00	
	2508-MISSIONS-DFA	1609DR	FLORIDA	WILMA	600,000.00	13,795.43	
		1603DR	LOUISIANA	KATRINA	2,070,992,000.00	32,254,350.69	
		1604DR	MISSISSIPPI	KATRINA	1,021,755,594.87	73,614,881.14	
		1605DR	ALABAMA	KATRINA	151,000,000.00	3,218,213.86	
		1606DR	TEXAS	RITA	220,350,000.00		
		1607DR	LOUISIANA	RITA	380,500,000.00	774,613.48	
		1609DR	FLORIDA	WILMA	222,350,000.00	733,254.46	
		3260EM	LOUISIANA	RITA			
		3261EM	TEXAS	RITA	5,000,000.00		
		1603DR	LOUISIANA	KATRINA	500,000.00		
	US ARMY CORPS OF ENGINEERS Total					4,749,444,151.87	159,528,174.74
	MISSISSIPPI, STATE OF	414X-HOUSING & OTHER NEEDS	1604DR	MISSISSIPPI	KATRINA	1,195,528,354.04	1,144,868,879.09
		416X-PUBLIC ASSISTANCE	1604DR	MISSISSIPPI	KATRINA	818,600,016.85	446,048,554.92
		4173-HAZARD MITIGATION	1604DR	MISSISSIPPI	KATRINA	5,374,186.00	243,506.00
		CRISIS COUNSELING	1604DR	MISSISSIPPI	KATRINA	2,596,598.00	2,283,620.00
	MISSISSIPPI, STATE OF Total					2,022,099,154.89	1,593,444,560.01
	DEPARTMENT OF DEFENSE	2501-MISSIONS-FOS	1602DR	FLORIDA	KATRINA	100,000.00	
1603DR			LOUISIANA	KATRINA	782,475,000.00	8,811,835.21	
1604DR			MISSISSIPPI	KATRINA	770,195,044.00	195,558,337.43	
1605DR			ALABAMA	KATRINA	2,510,000.00		
1606DR			TEXAS	RITA	23,100,000.00		
1607DR			LOUISIANA	RITA	10,000,000.00		
1609DR			FLORIDA	WILMA	2,650,000.00		
3212EM			LOUISIANA	KATRINA	250,000.00		
3213EM			MISSISSIPPI	KATRINA	10,000.00	8,102.84	
3214EM			ALABAMA	KATRINA			
3216EM			TEXAS	KATRINA	20,000.00		
3259EM			FLORIDA	RITA	255,000.00		
3260EM			LOUISIANA	RITA			
3261EM			TEXAS	RITA	11,315,000.00		
2508-MISSIONS-DFA			1603DR	LOUISIANA	KATRINA	24,812,000.00	
		1604DR	MISSISSIPPI	KATRINA	54,950,344.86	3,405,080.35	
		1606DR	TEXAS	RITA	2,810,000.00		
		1607DR	LOUISIANA	RITA	20,000,000.00		
		1609DR	FLORIDA	WILMA	900,000.00		
		3216EM	TEXAS	KATRINA			
		3260EM	LOUISIANA	RITA	1,000,000.00		
25XX-OTHER SERVICES		1603DR	LOUISIANA	KATRINA	16,082.04		
		1604DR	MISSISSIPPI	KATRINA	313,372.80		
26XX-SUPPLIES & MATERIALS		1603DR	LOUISIANA	KATRINA	149,535,482.19	62,879,315.04	
		1604DR	MISSISSIPPI	KATRINA	90,958,532.13		
		1609DR	FLORIDA	WILMA	70,371,168.00		
MANUFACTURED HOUSING		1604DR	MISSISSIPPI	KATRINA	48,211.20	5,423.76	



VENDOR ALPHA	PROGRAM NAME	PROG CODE	STATE NAME	EVENT NAME	OBLIGATIONS	EXPENDITURES	
DEPARTMENT OF DEFENSE Total					2,018,595,237.22	270,668,094.63	
TX DEPARTMENT OF PUBLIC SAFETY	414X-HOUSING & OTHER NEEDS	1606DR	TEXAS	RITA	636,014,000.00	494,706,084.64	
	4154-OTHER NEEDS	1606DR	TEXAS	RITA	68,880,000.00	60,012,742.94	
	416X-PUBLIC ASSISTANCE	1606DR	TEXAS	RITA	162,742,225.43	94,375,819.13	
		3216EM	TEXAS	KATRINA	364,350,095.95	281,740,779.81	
		3261EM	TEXAS	RITA	4,301,351.10	3,558,218.02	
	CRISIS COUNSELING	1603DR	LOUISIANA	KATRINA	9,638,246.00		
	1606DR	TEXAS	RITA	650,742.00			
TX DEPARTMENT OF PUBLIC SAFETY Total					1,246,576,660.48	934,393,644.54	
FLORIDA BUREAU OF DISASTER	414X-HOUSING & OTHER NEEDS	1609DR	FLORIDA	WILMA	333,695,000.00	276,702,031.01	
	416X-PUBLIC ASSISTANCE	1602DR	FLORIDA	KATRINA	140,030,561.82	58,187,187.42	
		1609DR	FLORIDA	WILMA	472,647,268.54	133,404,905.29	
		3220EM	FLORIDA	KATRINA	7,845,818.93	9,300.99	
		3259EM	FLORIDA	RITA	8,237,123.60	3,598,734.41	
	CRISIS COUNSELING	1604DR	MISSISSIPPI	KATRINA	1,250,625.00		
	1609DR	FLORIDA	WILMA	1,751,789.40			
FLORIDA BUREAU OF DISASTER Total					965,458,187.29	471,902,159.12	
ENVIRONMENTAL PROTECTION AGENCY	2501-MISSIONS-FOS	1602DR	FLORIDA	KATRINA	20,000.00		
		1603DR	LOUISIANA	KATRINA	22,517,000.00		
		1604DR	MISSISSIPPI	KATRINA	2,529,200.00		
		1605DR	ALABAMA	KATRINA	10,000.00	4,164.37	
		1606DR	TEXAS	RITA	10,000.00		
		1609DR	FLORIDA	WILMA	40,000.00		
		3213EM	MISSISSIPPI	KATRINA	10,000.00	6,188.73	
		3214EM	ALABAMA	KATRINA			
		3259EM	FLORIDA	RITA	10,000.00		
		3260EM	LOUISIANA	RITA	25,000.00		
		3261EM	TEXAS	RITA	5,000,000.00		
		2507-MISSIONS-TA	1603DR	LOUISIANA	KATRINA	2,500,000.00	
	1604DR		MISSISSIPPI	KATRINA	10,300,000.00		
	1605DR		ALABAMA	KATRINA	3,000,000.00		
	2508-MISSIONS-DFA	1609DR	FLORIDA	WILMA	100,000.00		
		3214EM	ALABAMA	KATRINA			
		1603DR	LOUISIANA	KATRINA	197,000,000.00		
		1604DR	MISSISSIPPI	KATRINA	56,500,000.00		
	25XX-OTHER SERVICES	1605DR	ALABAMA	KATRINA	27,000,000.00	490,046.97	
		1607DR	LOUISIANA	RITA	39,500,000.00		
		1609DR	FLORIDA	WILMA	300,000.00		
		1603DR	LOUISIANA	KATRINA	258,065,898.00		
		1607DR	LOUISIANA	RITA	136,276,039.00		
ENVIRONMENTAL PROTECTION AGENCY Total					760,713,137.00	500,400.07	
FLUOR DANIEL INC	2594-INSPECTIONS PA TAC	1602DR	FLORIDA	KATRINA	2,800,000.00	1,263,397.90	
		1603DR	LOUISIANA	KATRINA	40,047,000.00	10,090,369.16	
		1604DR	MISSISSIPPI	KATRINA	19,550,000.00	6,227,507.79	
		1605DR	ALABAMA	KATRINA	570,000.00	123,449.31	
		1606DR	TEXAS	RITA	4,810,000.00	2,185,181.76	
		1607DR	LOUISIANA	RITA	2,375,000.00	241,139.92	
		1609DR	FLORIDA	WILMA	11,645,000.00	615,358.45	
		3216EM	TEXAS	KATRINA	2,250,000.00	833,836.25	
		MANUFACTURED HOUSING	1603DR	LOUISIANA	KATRINA	542,932,217.98	119,354,763.00
			1605DR	ALABAMA	KATRINA	1,816,792.00	1,155,968.58
	1606DR		TEXAS	RITA	4,701,226.00	644,761.72	
	1609DR		FLORIDA	WILMA	1,512,583.00		
	FLUOR DANIEL INC Total					635,009,818.98	142,735,733.84
	DEPARTMENT OF TRANSPORTATION	21XX-TRAVEL OF PEOPLE	1604DR	MISSISSIPPI	KATRINA		
2501-MISSIONS-FOS		1602DR	FLORIDA	KATRINA	6,010,000.00	126,376.88	
		1603DR	LOUISIANA	KATRINA	69,703,000.00	72,495.00	
		1604DR	MISSISSIPPI	KATRINA	96,232,500.00	5,879,188.09	
		1605DR	ALABAMA	KATRINA	24,010,000.00	6,292.23	
		1606DR	TEXAS	RITA	15,100,000.00	256,871.45	
		1607DR	LOUISIANA	RITA	25,000,000.00	722,184.19	
		1609DR	FLORIDA	WILMA	20,083,000.00	44,305.88	
		3212EM	LOUISIANA	KATRINA	6,120,000.00	62,555.20	
		3213EM	MISSISSIPPI	KATRINA	35,000.00	16,073.98	
		3214EM	ALABAMA	KATRINA			
		3215EM	ARKANSAS	KATRINA	50,000.00		
		3216EM	TEXAS	KATRINA	4,000,000.00		
		3259EM	FLORIDA	RITA	10,000.00		
		3261EM	TEXAS	RITA	16,800,000.00		
		2507-MISSIONS-TA	1604DR	MISSISSIPPI	KATRINA	50,000.00	
		2508-MISSIONS-DFA	1603DR	LOUISIANA	KATRINA	256,000,000.00	35,918,356.36
			1604DR	MISSISSIPPI	KATRINA	3,353,213.00	
			1607DR	LOUISIANA	RITA	10,000,000.00	125,865.30
		3215EM	ARKANSAS	KATRINA	500,000.00		



VENDOR ALPHA	PROGRAM NAME	PROG CODE	STATE NAME	EVENT NAME	OBLIGATIONS	EXPENDITURES
		3216EM	TEXAS	KATRINA	2,500,000.00	
		3260EM	LOUISIANA	RITA		
DEPARTMENT OF TRANSPORTATION Total					555,556,713.00	43,230,564.56
GULF STREAM COACH, INC.	MANUFACTURED HOUSING	1603DR	LOUISIANA	KATRINA	100,621,000.00	100,478,869.00
		1604DR	MISSISSIPPI	KATRINA	73,885,500.00	73,289,761.00
		1605DR	ALABAMA	KATRINA	346,871,000.00	245,112,318.00
GULF STREAM COACH, INC. Total					521,377,500.00	418,880,948.00
BECHTEL NATIONAL, INC.	25XX-OTHER SERVICES	1604DR	MISSISSIPPI	KATRINA	8,116,537.50	
	MANUFACTURED HOUSING	1603DR	LOUISIANA	KATRINA	1,117,125.00	
		1604DR	MISSISSIPPI	KATRINA	456,385,666.00	231,946,144.08
BECHTEL NATIONAL, INC. Total					465,619,328.50	231,946,144.08
CORPORATE LODGING CONSULTANTS, INC.	21XX-TRAVEL OF PEOPLE	1604DR	MISSISSIPPI	KATRINA	45,000.00	35,142.92
	25XX-OTHER SERVICES	1603DR	LOUISIANA	KATRINA	200,919,264.00	143,864,545.14
		1604DR	MISSISSIPPI	KATRINA	95,804,376.00	73,639,145.49
		1605DR	ALABAMA	KATRINA	23,026,280.00	12,132,581.24
		1606DR	TEXAS	RITA	80,101,352.00	62,324,261.48
		1607DR	LOUISIANA	RITA	60,774,328.00	39,703,131.61
CORPORATE LODGING CONSULTANTS, INC. Total					460,670,600.00	331,698,807.88
USDA FOREST SERVICE	2501-MISSIONS-FOS	1602DR	FLORIDA	KATRINA	85,000.00	
		1603DR	LOUISIANA	KATRINA	139,776,000.00	
		1604DR	MISSISSIPPI	KATRINA	8,607,000.00	
		1605DR	ALABAMA	KATRINA	1,280,000.00	
		1606DR	TEXAS	RITA	124,330,000.00	
		1609DR	FLORIDA	WILMA	5,910,000.00	
		3213EM	MISSISSIPPI	KATRINA	80,288.00	
		3214EM	ALABAMA	KATRINA		
		3216EM	TEXAS	KATRINA	5,000.00	
		3217EM	TENNESSEE	KATRINA		
		3218EM	GEORGIA	KATRINA		
		3222EM	NORTH CAROLINA	KATRINA		
		3231EM	KENTUCKY	KATRINA		
		3233EM	SOUTH CAROLINA	KATRINA		
		3241EM	ARIZONA	KATRINA	2,000,000.00	180.91
		3259EM	FLORIDA	RITA	740,000.00	
		3261EM	TEXAS	RITA	21,155,000.00	
	2507-MISSIONS-TA	1602DR	FLORIDA	KATRINA	10,000.00	
		1604DR	MISSISSIPPI	KATRINA	62,500.00	
	2508-MISSIONS-DFA	1603DR	LOUISIANA	KATRINA	10,000,000.00	
		1604DR	MISSISSIPPI	KATRINA	6,700,000.00	
		1606DR	TEXAS	RITA	650,000.00	
		1607DR	LOUISIANA	RITA	40,500,000.00	
		3216EM	TEXAS	KATRINA	22,500,000.00	
USDA FOREST SERVICE Total					384,390,788.00	180.91
MORGAN BUILDINGS & SPAS, INC.	25XX-OTHER SERVICES	1606DR	TEXAS	RITA	14,996.00	
	31XX-EQUIPMENT	1603DR	LOUISIANA	KATRINA	125,000.00	125,000.00
	MANUFACTURED HOUSING	1603DR	LOUISIANA	KATRINA	114,362,394.00	50,351,670.70
		1604DR	MISSISSIPPI	KATRINA	26,122,500.00	26,032,892.52
		1605DR	ALABAMA	KATRINA	231,700,000.00	206,351,316.32
MORGAN BUILDINGS & SPAS, INC. Total					372,324,890.00	282,860,879.54
PRECISION HOMES	MANUFACTURED HOUSING	1603DR	LOUISIANA	KATRINA	125,000,000.00	125,000,000.00
		1605DR	ALABAMA	KATRINA	162,515,000.00	154,929,266.99
PRECISION HOMES Total					287,515,000.00	279,929,266.99
DEPARTMENT OF HEALTH AND HUMAN SERVICES	2501-MISSIONS-FOS	1602DR	FLORIDA	KATRINA	365,000.00	
		1603DR	LOUISIANA	KATRINA	515,000.00	
		1604DR	MISSISSIPPI	KATRINA	2,695,000.00	
		1605DR	ALABAMA	KATRINA	50,000.00	
		1606DR	TEXAS	RITA	23,000,000.00	
		1609DR	FLORIDA	WILMA	1,230,000.00	
		3213EM	MISSISSIPPI	KATRINA	50,000.00	
		3214EM	ALABAMA	KATRINA		
		3215EM	ARKANSAS	KATRINA	10,000.00	
		3216EM	TEXAS	KATRINA	80,000.00	
		3217EM	TENNESSEE	KATRINA	2,000.00	
		3218EM	GEORGIA	KATRINA	52,000.00	
		3222EM	NORTH CAROLINA	KATRINA	2,000.00	
		3231EM	KENTUCKY	KATRINA	2,000.00	
		3233EM	SOUTH CAROLINA	KATRINA	2,000.00	
		3259EM	FLORIDA	RITA	10,000.00	
		3261EM	TEXAS	RITA	40,180,000.00	
	2507-MISSIONS-TA	1603DR	LOUISIANA	KATRINA	30,000.00	
		1604DR	MISSISSIPPI	KATRINA	682,300.00	
		3217EM	TENNESSEE	KATRINA	5,000.00	
	2508-MISSIONS-DFA	1603DR	LOUISIANA	KATRINA	78,150,000.00	
		1604DR	MISSISSIPPI	KATRINA	64,895,500.00	



VENDOR ALPHA	PROGRAM NAME	PROG CODE	STATE NAME	EVENT NAME	OBLIGATIONS	EXPENDITURES
		1605DR	ALABAMA	KATRINA		
		1607DR	LOUISIANA	RITA	20,100,000.00	
		1609DR	FLORIDA	WILMA	8,165,000.00	
		3215EM	ARKANSAS	KATRINA	3,000,000.00	
		3216EM	TEXAS	KATRINA	10,050,000.00	
		3237EM	ALABAMA	KATRINA	1,000,000.00	
		3260EM	LOUISIANA	RITA		
	25XX-OTHER SERVICES	1604DR	MISSISSIPPI	KATRINA	2,909,940.00	1,502,345.68
		1605DR	ALABAMA	KATRINA	205,500.00	
		1606DR	TEXAS	RITA	400,000.00	
		1609DR	FLORIDA	WILMA	10,000.00	
	26XX-SUPPLIES & MATERIALS	1604DR	MISSISSIPPI	KATRINA	3,050,000.00	2,551,115.88
	CRISIS COUNSELING	1604DR	MISSISSIPPI	KATRINA	6,658,389.00	6,658,389.00
		1605DR	ALABAMA	KATRINA	488,246.00	
DEPARTMENT OF HEALTH AND HUMAN SERVICES Total					268,044,875.00	10,711,850.56
SHAW ENVIRONMENTAL & INFRASTRUCTURE	MANUFACTURED HOUSING	1603DR	LOUISIANA	KATRINA	226,236,844.50	111,938,444.55
		1604DR	MISSISSIPPI	KATRINA	2,756,363.00	1,446,033.17
		1605DR	ALABAMA	KATRINA	9,949,690.00	4,561,142.26
		1606DR	TEXAS	RITA	20,528,590.00	9,742,779.44
		1607DR	LOUISIANA	RITA	1,503,895.00	882,171.94
SHAW ENVIRONMENTAL & INFRASTRUCTURE Total					260,975,382.50	128,570,571.36
AMERICAN RED CROSS	2501-MISSIONS-FOS	1603DR	LOUISIANA	KATRINA	50,000.00	11,159.43
		1606DR	TEXAS	RITA	30,000.00	
		3232EM	MISSOURI	KATRINA	5,000.00	
		3261EM	TEXAS	RITA	10,000.00	
	25XX-OTHER SERVICES	1603DR	LOUISIANA	KATRINA	110,000,000.00	110,000,000.00
		1604DR	MISSISSIPPI	KATRINA	52,500,000.00	52,500,000.00
		1605DR	ALABAMA	KATRINA	12,500,000.00	12,500,000.00
		1606DR	TEXAS	RITA	42,500,000.00	41,437,014.20
		1607DR	LOUISIANA	RITA	32,500,000.00	32,500,000.00
	31XX-EQUIPMENT	1604DR	MISSISSIPPI	KATRINA	199,800.00	
AMERICAN RED CROSS Total					250,294,800.00	248,948,173.63
US DEPARTMENT OF LABOR	2501-MISSIONS-FOS	1603DR	LOUISIANA	KATRINA		
		1604DR	MISSISSIPPI	KATRINA	325,000.00	17,938.44
	2503-UNEMPLOYMENT	1603DR	LOUISIANA	KATRINA	164,627,958.00	164,627,958.00
		1604DR	MISSISSIPPI	KATRINA	55,750,000.00	55,750,000.00
		1605DR	ALABAMA	KATRINA	1,150,000.00	1,150,000.00
		1606DR	TEXAS	RITA	6,529,529.00	6,529,529.00
		1607DR	LOUISIANA	RITA	11,309,413.00	11,309,413.00
		1609DR	FLORIDA	WILMA	5,770,125.00	5,770,125.00
US DEPARTMENT OF LABOR Total					245,462,025.00	245,154,963.44
AL EMERGENCY MANAGEMENT AGENCY	414X-HOUSING & OTHER NEEDS	1605DR	ALABAMA	KATRINA	119,194,783.12	114,170,259.21
	416X-PUBLIC ASSISTANCE	1605DR	ALABAMA	KATRINA	91,942,978.14	58,378,046.21
		3237EM	ALABAMA	KATRINA	972,490.41	807,774.56
	CRISIS COUNSELING	1605DR	ALABAMA	KATRINA	3,135,574.00	996,179.37
AL EMERGENCY MANAGEMENT AGENCY Total					215,245,825.67	174,352,259.35
FEDERAL PROTECTIVE SERVICE/DHS	2501-MISSIONS-FOS	1603DR	LOUISIANA	KATRINA	132,651,820.00	619,180.47
		1604DR	MISSISSIPPI	KATRINA	17,220,773.00	252,566.50
		1605DR	ALABAMA	KATRINA	5,452,500.00	54,484.91
		1606DR	TEXAS	RITA	6,110,000.00	
		1607DR	LOUISIANA	RITA	5,000,000.00	
		1609DR	FLORIDA	WILMA	30,371,511.90	
		3213EM	MISSISSIPPI	KATRINA	188,608.00	
		3214EM	ALABAMA	KATRINA	31,478.00	
		3215EM	ARKANSAS	KATRINA	345,000.00	
		3216EM	TEXAS	KATRINA	6,000,000.00	
		3259EM	FLORIDA	RITA	10,000.00	
		3260EM	LOUISIANA	RITA	125,000.00	
		3261EM	TEXAS	RITA	100,000.00	
	2507-MISSIONS-TA	1603DR	LOUISIANA	KATRINA		
	2508-MISSIONS-DFA	1603DR	LOUISIANA	KATRINA		
		1604DR	MISSISSIPPI	KATRINA	700,000.00	35,231.08
		1609DR	FLORIDA	WILMA	150,000.00	
		3260EM	LOUISIANA	RITA	100,000.00	
	25XX-OTHER SERVICES	1602DR	FLORIDA	KATRINA	5,616,000.00	
		1605DR	ALABAMA	KATRINA	70,272.00	
FEDERAL PROTECTIVE SERVICE/DHS Total					210,242,962.90	961,462.96
US COAST GUARD	2501-MISSIONS-FOS	1602DR	FLORIDA	KATRINA	1.00	
		1603DR	LOUISIANA	KATRINA	3,275,000.00	
		1604DR	MISSISSIPPI	KATRINA	13,970,000.00	
		1605DR	ALABAMA	KATRINA	2,275,000.00	
		1606DR	TEXAS	RITA	100,000.00	
		1609DR	FLORIDA	WILMA	50,000.00	
		3214EM	ALABAMA	KATRINA		



VENDOR ALPHA	PROGRAM NAME	PROG CODE	STATE NAME	EVENT NAME	OBLIGATIONS	EXPENDITURES	
		3259EM	FLORIDA	RITA	16,000.00		
		3260EM	LOUISIANA	RITA	25,000.00		
		3261EM	TEXAS	RITA	322,000.00		
		2507-MISSIONS-TA	1603DR	LOUISIANA	KATRINA	37,500.00	
		2508-MISSIONS-DFA	1603DR	LOUISIANA	KATRINA	116,200,000.00	
			1604DR	MISSISSIPPI	KATRINA	30,000,000.00	
			1605DR	ALABAMA	KATRINA		
			1606DR	TEXAS	RITA	8,000,000.00	
			1607DR	LOUISIANA	RITA	18,400,000.00	
			1609DR	FLORIDA	WILMA	70,000.00	
US COAST GUARD Total					192,740,501.00		
CH2M HILL CONSTRUCTORS, INC.	2507-MISSIONS-TA	1604DR	MISSISSIPPI	KATRINA			
	2592-INSPECTIONS IHP/IFG	1604DR	MISSISSIPPI	KATRINA	1,665,499.84	57,940.11	
	MANUFACTURED HOUSING	1603DR	LOUISIANA	KATRINA	91,329,336.56	44,475,181.24	
		1604DR	MISSISSIPPI	KATRINA	38,147,852.34	13,068,669.73	
		1605DR	ALABAMA	KATRINA	24,548,524.99	17,355,180.26	
		1606DR	TEXAS	RITA	25,359,685.09	13,215,699.01	
CH2M HILL CONSTRUCTORS, INC. Total					181,050,898.82	88,172,670.35	
GENERAL SERVICES ADMINISTRATION	21XX-TRAVEL OF PEOPLE	1604DR	MISSISSIPPI	KATRINA	32,208.00		
	22XX-TRANSPORT OF THINGS	1602DR	FLORIDA	KATRINA	20,000.00		
		1603DR	LOUISIANA	KATRINA	4,240,000.00	180.07	
		1604DR	MISSISSIPPI	KATRINA	640,000.00		
		1605DR	ALABAMA	KATRINA	361,600.00		
		1606DR	TEXAS	RITA	80,000.00		
		1607DR	LOUISIANA	RITA	2,000.00		
	23XX-RENT, COMM, UTILITIES	1602DR	FLORIDA	KATRINA	300,000.00	300,000.00	
		1603DR	LOUISIANA	KATRINA	4,657,456.00	4,657,456.00	
		1604DR	MISSISSIPPI	KATRINA	2,379,451.00	2,361,731.28	
		1605DR	ALABAMA	KATRINA	643,984.00	643,983.97	
		1606DR	TEXAS	RITA	2,289,430.00	2,277,189.00	
		1607DR	LOUISIANA	RITA	1,403,062.00	1,403,062.00	
		1609DR	FLORIDA	WILMA	100,000.00	100,000.00	
		3214EM	ALABAMA	KATRINA	30,000.00	30,000.00	
		2501-MISSIONS-FOS	1602DR	FLORIDA	KATRINA	165,000.00	
			1603DR	LOUISIANA	KATRINA	6,705,000.00	167,245.49
	1604DR		MISSISSIPPI	KATRINA	62,623,291.00	208,034.01	
	1605DR		ALABAMA	KATRINA	11,333,000.00		
	1606DR		TEXAS	RITA	370,000.00		
	1607DR		LOUISIANA	RITA	5,502,685.00		
	1609DR		FLORIDA	WILMA	170,000.00	3,334.32	
	3212EM		LOUISIANA	KATRINA	4,000,000.00		
	3213EM		MISSISSIPPI	KATRINA	1,770,000.00		
	3214EM		ALABAMA	KATRINA			
	3215EM	ARKANSAS	KATRINA	60,000.00	7,451.56		
	3216EM	TEXAS	KATRINA	285,000.00	7,872.19		
	3224EM	COLORADO	KATRINA				
	3259EM	FLORIDA	RITA	10,000.00			
	3261EM	TEXAS	RITA	520,000.00			
	2508-MISSIONS-DFA	1603DR	LOUISIANA	KATRINA	1,000,000.00		
		1604DR	MISSISSIPPI	KATRINA			
		1609DR	FLORIDA	WILMA			
		3212EM	LOUISIANA	KATRINA	1,500,000.00		
	25XX-OTHER SERVICES	3223EM	UTAH	KATRINA	5,000.00		
		1603DR	LOUISIANA	KATRINA	5,340,000.00	1,603,527.06	
		1604DR	MISSISSIPPI	KATRINA	52,758,892.95	2,579,215.49	
		1605DR	ALABAMA	KATRINA	144,000.00		
	26XX-SUPPLIES & MATERIALS	1609DR	FLORIDA	WILMA	5,128,000.00		
		1603DR	LOUISIANA	KATRINA	1,053.45		
		1604DR	MISSISSIPPI	KATRINA	60,000.00		
	GENERAL SERVICES ADMINISTRATION Total					176,630,113.40	16,350,282.44
	CLEARBROOK LLC	23XX-RENT, COMM, UTILITIES	1603DR	LOUISIANA	KATRINA	21,724,500.00	13,374,912.75
		25XX-OTHER SERVICES	1603DR	LOUISIANA	KATRINA	30,823,240.00	4,825,063.81
		26XX-SUPPLIES & MATERIALS	1607DR	LOUISIANA	RITA	8,390,250.00	8,189,240.40
31XX-EQUIPMENT		1603DR	LOUISIANA	KATRINA	8,289,596.00	6,284,560.00	
32XX-LAND & STRUCTURES		1603DR	LOUISIANA	KATRINA	363,700.00	186,848.00	
MANUFACTURED HOUSING		1603DR	LOUISIANA	KATRINA	97,306,980.00	96,774,868.00	
CLEARBROOK LLC Total					166,898,266.00	129,635,492.96	
GBL'S	22XX-TRANSPORT OF THINGS	1602DR	FLORIDA	KATRINA	500,000.00	32,877.28	
		1603DR	LOUISIANA	KATRINA	106,000,000.00	48,926,279.42	
		1604DR	MISSISSIPPI	KATRINA	26,030,000.00	18,712,137.85	
		1605DR	ALABAMA	KATRINA	10,040,000.00	3,788,081.32	
		1606DR	TEXAS	RITA	2,250,000.00	1,044,409.71	
		1607DR	LOUISIANA	RITA	50,000.00	12,733.76	
		1609DR	FLORIDA	WILMA	10,000,000.00	964,950.17	



VENDOR ALPHA	PROGRAM NAME	PROG CODE	STATE NAME	EVENT NAME	OBLIGATIONS	EXPENDITURES
	25XX-OTHER SERVICES	1603DR	LOUISIANA	KATRINA	2,500.00	
GBL'S Total					154,872,500.00	73,481,469.51
CMH MANUFACTURING, INC.	MANUFACTURED HOUSING	1603DR	LOUISIANA	KATRINA	69,790,000.00	36,484,910.00
		1604DR	MISSISSIPPI	KATRINA	69,177,578.79	69,174,578.79
CMH MANUFACTURING, INC. Total					138,967,578.79	105,659,488.79
PARTNERSHIP FOR RESPONSE & RECOVERY	2592-INSPECTIONS IHP/IFG	1603DR	LOUISIANA	KATRINA	49,237,570.40	33,637,060.94
		1604DR	MISSISSIPPI	KATRINA	48,518,439.84	34,573,167.81
		1606DR	TEXAS	RITA	495,566.55	
		1607DR	LOUISIANA	RITA	14,211,750.00	10,308,472.56
		1609DR	FLORIDA	WILMA	24,363,000.00	19,941,846.39
	25XX-OTHER SERVICES	1603DR	LOUISIANA	KATRINA		
PARTNERSHIP FOR RESPONSE & RECOVERY Total					136,826,326.79	98,460,547.70
NORTH AMERICAN CATASTROPHE SVCS INC	MANUFACTURED HOUSING	1603DR	LOUISIANA	KATRINA	69,232,757.00	57,075,542.13
		1605DR	ALABAMA	KATRINA	53,989,838.00	50,478,060.06
		1609DR	FLORIDA	WILMA	4,194,556.00	3,550,000.00
NORTH AMERICAN CATASTROPHE SVCS INC Total					127,417,151.00	111,103,602.19
FEMA GROUP TRAVEL	21XX-TRAVEL OF PEOPLE	1602DR	FLORIDA	KATRINA	2,064,000.00	1,617,784.07
		1603DR	LOUISIANA	KATRINA	35,725,022.26	34,840,546.92
		1604DR	MISSISSIPPI	KATRINA	36,216,330.49	25,733,757.52
		1605DR	ALABAMA	KATRINA	11,189,385.32	7,888,920.10
		1606DR	TEXAS	RITA	21,031,334.65	16,796,562.98
		1607DR	LOUISIANA	RITA	1,588,157.96	1,496,064.39
		1609DR	FLORIDA	WILMA	11,604,650.00	9,870,729.01
		3212EM	LOUISIANA	KATRINA	5,559.37	5,559.37
		3215EM	ARKANSAS	KATRINA	1,292,159.85	1,200,723.97
		3216EM	TEXAS	KATRINA	3,076,322.65	2,814,510.41
		3217EM	TENNESSEE	KATRINA	70,000.00	67,982.84
		3218EM	GEORGIA	KATRINA	40,000.00	767.15
		3219EM	OKLAHOMA	KATRINA	88,459.16	69,573.93
		3221EM	WEST VIRGINIA	KATRINA	28,221.70	26,021.70
		3223EM	UTAH	KATRINA	74,189.00	20,946.38
		3224EM	COLORADO	KATRINA	107,487.74	81,083.12
		3225EM	MICHIGAN	KATRINA	190,000.00	62,459.79
		3226EM	DISTRICT OF COLUMBIA	KATRINA	39,691.16	36,274.94
		3227EM	WASHINGTON	KATRINA	59,497.12	56,452.27
		3228EM	OREGON	KATRINA	20,421.63	13,458.82
		3229EM	NEW MEXICO	KATRINA	44,429.60	40,024.71
		3230EM	ILLINOIS	KATRINA	70,000.00	5,683.42
		3231EM	KENTUCKY	KATRINA	20,000.00	7,960.79
		3232EM	MISSOURI	KATRINA	213,804.50	188,732.86
		3233EM	SOUTH CAROLINA	KATRINA	55,000.00	40,089.27
		3234EM	SOUTH DAKOTA	KATRINA	58,872.00	5,135.36
		3235EM	PENNSYLVANIA	KATRINA	84,907.34	76,907.34
		3236EM	KANSAS	KATRINA	30,098.36	186.90
		3238EM	INDIANA	KATRINA	50,000.00	
		3239EM	IOWA	KATRINA	55,000.00	4,927.66
		3240EM	VIRGINIA	KATRINA	7,659.06	7,659.06
		3241EM	ARIZONA	KATRINA	158,740.00	83,569.30
		3242EM	MINNESOTA	KATRINA	50,000.00	
		3243EM	NEVADA	KATRINA	186,000.26	103,046.48
		3244EM	IDAHO	KATRINA	3,603.26	3,603.26
		3245EM	NEBRASKA	KATRINA	55,277.30	1,301.61
		3246EM	CONNECTICUT	KATRINA	39,800.00	6,209.38
		3247EM	NORTH DAKOTA	KATRINA	62,113.00	15,492.46
		3248EM	CALIFORNIA	KATRINA	326,780.00	232,316.87
		3249EM	WISCONSIN	KATRINA	50,000.00	
		3250EM	OHIO	KATRINA	50,000.00	
		3251EM	MARYLAND	KATRINA	54,039.67	52,711.86
		3252EM	MASSACHUSETTS	KATRINA	74,800.00	50,950.79
		3253EM	MONTANA	KATRINA	53,459.07	4,524.11
		3255EM	RHODE ISLAND	KATRINA	26,000.00	7,916.15
		3256EM	MAINE	KATRINA	6,000.00	
		3257EM	NEW JERSEY	KATRINA	2,366.13	1,263.90
		3258EM	NEW HAMPSHIRE	KATRINA	6,000.00	91.71
		3259EM	FLORIDA	RITA	80,000.00	25,059.98
		3261EM	TEXAS	RITA	13,237.61	13,237.61
		3262EM	NEW YORK	KATRINA	60,300.00	60,272.57
		3263EM	DELAWARE	KATRINA	379.32	379.32
	MANUFACTURED HOUSING	1603DR	LOUISIANA	KATRINA	108,000.00	
FEMA GROUP TRAVEL Total					126,667,556.54	103,739,434.41
ALLTECH	2592-INSPECTIONS IHP/IFG	1603DR	LOUISIANA	KATRINA	37,059,872.96	27,210,106.35
		1605DR	ALABAMA	KATRINA	8,123,500.00	6,929,197.80
		1606DR	TEXAS	RITA	37,166,430.64	25,079,976.95
		1607DR	LOUISIANA	RITA	13,293,000.00	9,558,922.45

VENDOR ALPHA	PROGRAM NAME	PROG CODE	STATE NAME	EVENT NAME	OBLIGATIONS	EXPENDITURES
		1609DR	FLORIDA	WILMA	14,770,000.00	11,392,100.66
ALLTECH Total					110,412,803.60	80,170,304.21
NISTC	2594-INSPECTIONS PA TAC	1602DR	FLORIDA	KATRINA	4,024,400.00	2,551,911.98
		1603DR	LOUISIANA	KATRINA	63,045,200.00	12,096,456.49
		1604DR	MISSISSIPPI	KATRINA	31,460,300.00	6,855,719.09
		1605DR	ALABAMA	KATRINA	878,600.00	463,443.65
		1606DR	TEXAS	RITA	3,729,300.00	358.00
		1609DR	FLORIDA	WILMA	5,341,800.00	801,842.69
		3240EM	VIRGINIA	KATRINA	339,100.00	52,432.61
NISTC Total					108,818,700.00	22,822,164.51
BOURGET'S OF THE SOUTH, LLC	MANUFACTURED HOUSING	1603DR	LOUISIANA	KATRINA	7,355,005.60	7,355,005.60
		1605DR	ALABAMA	KATRINA	98,100,000.00	84,055,350.00
BOURGET'S OF THE SOUTH, LLC Total					105,455,005.60	91,410,355.60
AMERICOLD LOGISTICS LLC	22XX-TRANSPORT OF THINGS	1603DR	LOUISIANA	KATRINA	6,000,000.00	
		1604DR	MISSISSIPPI	KATRINA	25,168,506.58	25,000,000.00
	25XX-OTHER SERVICES	1603DR	LOUISIANA	KATRINA	6,000,000.00	
		1604DR	MISSISSIPPI	KATRINA	50,000,000.00	49,965,288.41
AMERICOLD LOGISTICS LLC Total					87,168,506.58	74,965,288.41
HOUSING & URBAN DEVELOPMENT	2501-MISSIONS-FOS	1603DR	LOUISIANA	KATRINA	3,695,000.00	
		1604DR	MISSISSIPPI	KATRINA	75,000.00	
		1605DR	ALABAMA	KATRINA		
		1606DR	TEXAS	RITA	120,000.00	
		3216EM	TEXAS	KATRINA	100,000.00	
	2508-MISSIONS-DFA	1603DR	LOUISIANA	KATRINA	79,000,000.00	11,127,134.00
HOUSING & URBAN DEVELOPMENT Total					82,990,000.00	11,127,134.00
CHAMPION HOME BUILDERS CO	MANUFACTURED HOUSING	1603DR	LOUISIANA	KATRINA	80,759,579.79	70,400,027.50
CHAMPION HOME BUILDERS CO Total					80,759,579.79	70,400,027.50
EMERGENCY RESPONSE PROG MANAGEMENT	2594-INSPECTIONS PA TAC	1602DR	FLORIDA	KATRINA	1,360,000.00	1,336,737.40
		1603DR	LOUISIANA	KATRINA	46,179,700.00	24,339,381.40
		1604DR	MISSISSIPPI	KATRINA	14,296,100.00	8,842,534.69
		1606DR	TEXAS	RITA	3,391,100.00	1,414,349.80
		1609DR	FLORIDA	WILMA	11,123,500.00	2,869,104.56
		3215EM	ARKANSAS	KATRINA	1,583,900.00	599,952.36
		3216EM	TEXAS	KATRINA	1,627,600.00	981,788.46
		3229EM	NEW MEXICO	KATRINA	95,700.00	79,467.18
EMERGENCY RESPONSE PROG MANAGEMENT Total					79,657,600.00	40,463,315.85
US BANK	21XX-TRAVEL OF PEOPLE	1603DR	LOUISIANA	KATRINA	38,950.00	17,178.58
		1604DR	MISSISSIPPI	KATRINA	40,898.90	3,226.41
		1605DR	ALABAMA	KATRINA	25,000.00	3,561.05
		1606DR	TEXAS	RITA	400,000.00	
		1607DR	LOUISIANA	RITA	30,000.00	19,813.91
		1609DR	FLORIDA	WILMA	51,000.00	503.57
		3215EM	ARKANSAS	KATRINA	1,000.00	
	22XX-TRANSPORT OF THINGS	1602DR	FLORIDA	KATRINA	5,000.00	140.00
		1603DR	LOUISIANA	KATRINA	40,560.43	100.00
		1604DR	MISSISSIPPI	KATRINA	6,100.00	696.00
		1606DR	TEXAS	RITA	35,000.00	804.35
		1609DR	FLORIDA	WILMA		
		3215EM	ARKANSAS	KATRINA	8,600.00	2,420.00
		3216EM	TEXAS	KATRINA	10,000.00	1,950.60
	23XX-RENT, COMM, UTILITIES	1603DR	LOUISIANA	KATRINA	1,427,690.00	330,313.26
		1604DR	MISSISSIPPI	KATRINA	308,596.79	125,422.32
		1605DR	ALABAMA	KATRINA	59,000.00	21,505.00
		1606DR	TEXAS	RITA	78,000.00	15,024.69
		1607DR	LOUISIANA	RITA	446,400.00	1,400.00
		1609DR	FLORIDA	WILMA	34,000.00	5,717.84
		3215EM	ARKANSAS	KATRINA	11,000.00	2,791.50
		3216EM	TEXAS	KATRINA	8,787.50	4,546.11
		3219EM	OKLAHOMA	KATRINA		
		3229EM	NEW MEXICO	KATRINA		
		3261EM	TEXAS	RITA	50,000.00	4,733.42
	24XX-PRINT & REPRO	1602DR	FLORIDA	KATRINA	10,500.00	
		1603DR	LOUISIANA	KATRINA	361,724.38	23,245.81
		1604DR	MISSISSIPPI	KATRINA	778,025.05	251,005.92
		1605DR	ALABAMA	KATRINA	200,892.00	75,886.27
		1606DR	TEXAS	RITA	341,360.00	126,303.05
		1607DR	LOUISIANA	RITA	170,000.00	63,927.57
		1609DR	FLORIDA	WILMA	67,321.80	31,296.45
		3215EM	ARKANSAS	KATRINA	5,150.00	2,234.46
		3216EM	TEXAS	KATRINA	31,554.44	23,596.04
		3219EM	OKLAHOMA	KATRINA	800.00	755.65
		3229EM	NEW MEXICO	KATRINA	45.00	36.64

VENDOR ALPHA	PROGRAM NAME	PROG CODE	STATE NAME	EVENT NAME	OBLIGATIONS	EXPENDITURES
		3261EM	TEXAS	RITA	20,000.00	20,000.00
	25XX-OTHER SERVICES	1602DR	FLORIDA	KATRINA	10,000.00	4,304.18
		1603DR	LOUISIANA	KATRINA	3,091,853.88	1,196,791.44
		1604DR	MISSISSIPPI	KATRINA	1,136,284.28	671,487.89
		1605DR	ALABAMA	KATRINA	160,000.00	43,149.84
		1606DR	TEXAS	RITA	290,641.87	96,496.21
		1607DR	LOUISIANA	RITA	752,162.58	30,593.51
		1609DR	FLORIDA	WILMA	137,157.46	25,920.58
		3215EM	ARKANSAS	KATRINA	5,000.00	1,125.00
		3216EM	TEXAS	KATRINA	15,425.96	11,537.29
		3219EM	OKLAHOMA	KATRINA		
		3229EM	NEW MEXICO	KATRINA		
		3261EM	TEXAS	RITA	50,000.00	590.39
	26XX-SUPPLIES & MATERIALS	1602DR	FLORIDA	KATRINA	74,703.70	37,991.05
		1603DR	LOUISIANA	KATRINA	19,571,961.48	6,105,026.93
		1604DR	MISSISSIPPI	KATRINA	8,915,316.27	5,046,866.33
		1605DR	ALABAMA	KATRINA	3,072,811.51	1,810,640.55
		1606DR	TEXAS	RITA	2,002,155.19	639,590.01
		1607DR	LOUISIANA	RITA	6,676,759.44	2,782,433.58
		1609DR	FLORIDA	WILMA	690,465.85	357,439.25
		3212EM	LOUISIANA	KATRINA	2,000.00	1,284.11
		3215EM	ARKANSAS	KATRINA	103,401.00	46,190.20
		3216EM	TEXAS	KATRINA	271,829.53	197,038.79
		3219EM	OKLAHOMA	KATRINA		
		3221EM	WEST VIRGINIA	KATRINA	94.45	94.45
		3223EM	UTAH	KATRINA	4,000.00	
		3224EM	COLORADO	KATRINA	4,000.00	1,729.21
		3225EM	MICHIGAN	KATRINA	2,000.00	711.67
		3227EM	WASHINGTON	KATRINA	250.00	112.64
		3229EM	NEW MEXICO	KATRINA	115.74	15.74
		3232EM	MISSOURI	KATRINA	5,000.00	1,986.16
		3261EM	TEXAS	RITA	135,500.00	22,851.20
	31XX-EQUIPMENT	1602DR	FLORIDA	KATRINA	89,500.00	26,622.00
		1603DR	LOUISIANA	KATRINA	7,039,918.03	2,595,560.60
		1604DR	MISSISSIPPI	KATRINA	5,557,476.98	4,043,961.44
		1605DR	ALABAMA	KATRINA	910,396.92	475,648.36
		1606DR	TEXAS	RITA	489,183.04	94,304.56
		1607DR	LOUISIANA	RITA	1,476,743.79	52,366.58
		1609DR	FLORIDA	WILMA	144,500.00	23,786.49
		3215EM	ARKANSAS	KATRINA	18,700.00	8,816.91
		3216EM	TEXAS	KATRINA	113,301.90	90,591.92
		3219EM	OKLAHOMA	KATRINA		
		3229EM	NEW MEXICO	KATRINA		
		3261EM	TEXAS	RITA	90,000.00	38,375.82
	MANUFACTURED HOUSING	1603DR	LOUISIANA	KATRINA	89,343.98	37,369.51
		1604DR	MISSISSIPPI	KATRINA	16,500.00	16,500.00
		1607DR	LOUISIANA	RITA	11,475.00	
	US BANK Total				68,330,886.12	27,818,038.86
CUSTOMS AND BORDER PROTECTION	2501-MISSIONS-FOS	1602DR	FLORIDA	KATRINA	11,447,424.00	6,226,283.63
		1603DR	LOUISIANA	KATRINA	28,410,525.00	
		1604DR	MISSISSIPPI	KATRINA	8,517,200.00	266,152.45
		3216EM	TEXAS	KATRINA	500,000.00	
		3261EM	TEXAS	RITA	12,000,000.00	
	2508-MISSIONS-DFA	1604DR	MISSISSIPPI	KATRINA		
	26XX-SUPPLIES & MATERIALS	1604DR	MISSISSIPPI	KATRINA	302,730.00	302,730.00
	CUSTOMS AND BORDER PROTECTION Total				61,177,879.00	6,795,166.08
U S DEPARTMENT OF JUSTICE	2501-MISSIONS-FOS	1603DR	LOUISIANA	KATRINA	2,764,600.00	
		1604DR	MISSISSIPPI	KATRINA	2,035,000.00	
		1609DR	FLORIDA	WILMA	45,000.00	
	2507-MISSIONS-TA	1603DR	LOUISIANA	KATRINA	150,000.00	
	2508-MISSIONS-DFA	1603DR	LOUISIANA	KATRINA	45,313,000.00	3,008,244.16
		1604DR	MISSISSIPPI	KATRINA	4,867,000.00	61,286.81
	U S DEPARTMENT OF JUSTICE Total				55,174,600.00	3,069,530.97
	Grand Total				25,260,267,358.04	12,298,890,391.62

**FINANCIAL INFORMATION TOOL
FOR HURRICANE KATRINA, RITA, & WILMA DECLARATIONS ONLY
CHRONOLOGICAL LISTING BY DECLARATION OF OBLIGATION TRANSACTIONS GREATER THAN OR EQUAL TO \$50 MILLION (GROSS OF ANY SUBSEQUENT DE-OBLIGATIONS)**

AS OF 03-08-2006 AT 7 AM

PROG CODE	STATE NAME	TRANS DATE	OBLIGATION NUMBER	VENDOR ALPHA	PROGRAM CATEGORY	OBLIGATIONS	QTY
1603DR	LOUISIANA	8/30/2005	1603DRLAMCOE-MVD 11	US ARMY CORPS OF ENGINEERS	2508-MISSIONS-DIRECT FED ASST (DFA)	50,000,000.00	1
		8/31/2005	1603DRLAMHHS 02	DEPARTMENT OF HEALTH AND HUMAN SERVICE	2501-MISSIONS-FED OPER SUP (FOS)	63,000,000.00	1
		9/3/2005	1603DRLAMCOE-MVD 05	US ARMY CORPS OF ENGINEERS	2508-MISSIONS-DIRECT FED ASST (DFA)	75,000,000.00	1
		9/4/2005	1603DRLAMCOE-MVD 07	US ARMY CORPS OF ENGINEERS	2508-MISSIONS-DIRECT FED ASST (DFA)	1,500,000,000.00	1
		9/5/2005	1603DRLAMDOD 23	DEPARTMENT OF DEFENSE	2501-MISSIONS-FED OPER SUP (FOS)	750,000,000.00	1
		9/6/2005	1603DRLAMDOD 29	DEPARTMENT OF DEFENSE	2501-MISSIONS-FED OPER SUP (FOS)	75,000,000.00	1
			1603DRLAMDOD 30	DEPARTMENT OF DEFENSE	2501-MISSIONS-FED OPER SUP (FOS)	490,000,000.00	1
			1603DRLAMDOD 31	DEPARTMENT OF DEFENSE	2501-MISSIONS-FED OPER SUP (FOS)	150,000,000.00	1
		9/8/2005	1603DRLAMCOE-MVD 03	ENVIRONMENTAL PROTECTION AGENCY	2508-MISSIONS-DIRECT FED ASST (DFA)	75,000,000.00	1
			1603DRLATTHP 01	LA OFFICE OF HOMELAND SECURITY &	4141-RENTAL 408(a)	510,000,000.00	1
			1603DRLAMDOD 40	DEPARTMENT OF DEFENSE	2501-MISSIONS-FED OPER SUP (FOS)	65,000,000.00	1
		9/9/2005	1603DRLAP00000001	LA OFFICE OF HOMELAND SECURITY &	416X-PUBLIC ASSISTANCE (PA)	218,823,700.76	1
			1603DRLATTHP 01	LA OFFICE OF HOMELAND SECURITY &	4141-RENTAL 408(a)	600,000,000.00	1
		9/10/2005	1603DRLAMCOE-MVD 21	US ARMY CORPS OF ENGINEERS	2501-MISSIONS-FED OPER SUP (FOS)	200,000,000.00	1
			1603DRLAMUSCG 07	US COAST GUARD	2501-MISSIONS-FED OPER SUP (FOS)	150,000,000.00	2
		9/13/2005	HSFEHQ-05-D-4125	PRECISION HOMES	3199-MH-PURCHASE UNITS-CAPITALIZED	125,000,000.00	1
			1603DRLAP00000001	LA OFFICE OF HOMELAND SECURITY &	416X-PUBLIC ASSISTANCE (PA)	51,293,678.90	1
			HSFEHQ-05-C-4000	GULF STREAM COACH, INC.	3190-MH-PURCHASE UNITS-NON-CAPITALIZED	99,996,000.00	1
		9/15/2005	1603DRLAMUSFS 15	USDA FOREST SERVICE	2501-MISSIONS-FED OPER SUP (FOS)	130,000,000.00	1
			1603DRLAP00000001	LA OFFICE OF HOMELAND SECURITY &	416X-PUBLIC ASSISTANCE (PA)	453,209,070.72	1
		9/16/2005	HSFE06-05-F-6232	CLEARBROOK LLC	3190-MH-PURCHASE UNITS-NON-CAPITALIZED	50,000,000.00	1
		9/17/2005	1603DRLATTHP 01	LA OFFICE OF HOMELAND SECURITY &	4141-RENTAL 408(a)	400,000,000.00	1
		9/21/2005	1603DRLAMDOT 06	DEPARTMENT OF TRANSPORTATION	2508-MISSIONS-DIRECT FED ASST (DFA)	150,000,000.00	1
		9/24/2005	1603DRLAMCOE-MVD 05	US ARMY CORPS OF ENGINEERS	2508-MISSIONS-DIRECT FED ASST (DFA)	100,000,000.00	1
		9/25/2005	1603DRLATTHP 01	LA OFFICE OF HOMELAND SECURITY &	4141-RENTAL 408(a)	1,370,400,000.00	1
		9/26/2005	HSFE04-05-F-7039	DEPARTMENT OF DEFENSE	2660-FOOD & BEVERAGES	62,930,000.00	1
		9/27/2005	HSFEHQ-05-D-4334	MORGAN BUILDINGS & SPAS, INC.	3199-MH-PURCHASE UNITS-CAPITALIZED	83,958,000.00	1
		9/28/2005	HSFEHQ-05-D-4332	CHAMPION HOME BUILDERS CO	3199-MH-PURCHASE UNITS-CAPITALIZED	59,800,000.00	1
		9/29/2005	1603DRLAMDHUD 04	HOUSING & URBAN DEVELOPMENT	2508-MISSIONS-DIRECT FED ASST (DFA)	79,000,000.00	1
		10/2/2005	1603DRLATTHP 01	LA OFFICE OF HOMELAND SECURITY &	4141-RENTAL 408(a)	350,000,000.00	1
		10/3/2005	1603DRLAMCOE-MVD 03	ENVIRONMENTAL PROTECTION AGENCY	2508-MISSIONS-DIRECT FED ASST (DFA)	88,000,000.00	1
		10/8/2005	1603DRLATTHP 19	LA OFFICE OF HOMELAND SECURITY &	4149-OTHER NEEDS ASSISTANCE (ONA) AWARDS	100,000,000.00	1
		10/20/2005	1603DRLAMUSCG 09	US COAST GUARD	2508-MISSIONS-DIRECT FED ASST (DFA)	75,000,000.00	1
		10/21/2005	1603DRLAMCOE-MVD 23	US ARMY CORPS OF ENGINEERS	2508-MISSIONS-DIRECT FED ASST (DFA)	200,000,000.00	1
		10/22/2005	HSFEHQ-06-C-0024	AMERICAN RED CROSS	2580-OTHER SERVICE CONTRACTS	110,000,000.00	1
		10/31/2005	1603DRLAP00000001	LA OFFICE OF HOMELAND SECURITY &	416X-PUBLIC ASSISTANCE (PA)	88,802,983.46	1
			HSFEHQ-05-D-0471	FLUOR DANIEL INC	2591-DISASTER HOUSING RESOURCES (DHR)	62,160,091.00	1
		11/1/2005	HSFEHQ-06-F-0047	CORPORATE LODGING CONSULTANTS, INC.	2580-OTHER SERVICE CONTRACTS	105,602,464.00	1
		11/5/2005	1603DRLATTHP 01	LA OFFICE OF HOMELAND SECURITY &	4141-RENTAL 408(a)	148,000,000.00	1
			1603DRLATTHP 17	LA OFFICE OF HOMELAND SECURITY &	4147-REPLACEMENT	386,000,000.00	1
			1603DRLATTHP 19	LA OFFICE OF HOMELAND SECURITY &	4149-OTHER NEEDS ASSISTANCE (ONA) AWARDS	361,000,000.00	1
		11/18/2005	1603DRLAMDOL 00	US DEPARTMENT OF LABOR	2503-DISASTER UNEMPLOYMENT (DUA)	55,000,000.00	1
		11/23/2005	1603DRLATTHP 19	LA OFFICE OF HOMELAND SECURITY &	4149-OTHER NEEDS ASSISTANCE (ONA) AWARDS	100,000,000.00	1
		12/5/2005	1603DRLATTHP 19	LA OFFICE OF HOMELAND SECURITY &	4149-OTHER NEEDS ASSISTANCE (ONA) AWARDS	50,000,000.00	1
		12/12/2005	1603DRLAMCOE-MVD 23	US ARMY CORPS OF ENGINEERS	2508-MISSIONS-DIRECT FED ASST (DFA)	199,932,487.70	1
			1603DRLAMUSCG 09	US COAST GUARD	2508-MISSIONS-DIRECT FED ASST (DFA)	75,000,000.00	1
		12/20/2005	HSFE06-06-X-2014	ENVIRONMENTAL PROTECTION AGENCY	2589-INTERAGENCY AGREEMENTS	255,665,898.00	1
		12/23/2005	1603DRLATTHP 19	LA OFFICE OF HOMELAND SECURITY &	4149-OTHER NEEDS ASSISTANCE (ONA) AWARDS	50,000,000.00	1
		12/29/2005	1603DRLATTHP 19	LA OFFICE OF HOMELAND SECURITY &	4149-OTHER NEEDS ASSISTANCE (ONA) AWARDS	75,000,000.00	1
		12/30/2005	1603DRLATTHP 19	LA OFFICE OF HOMELAND SECURITY &	4149-OTHER NEEDS ASSISTANCE (ONA) AWARDS	90,000,000.00	1
1/6/2006	1603DRLATTHP 01	LA OFFICE OF HOMELAND SECURITY &	4141-RENTAL 408(a)	50,000,000.00	1		
1/7/2006	EMR-2006-GB-0000	GBL'S	2213-MH-TRANSPORTATION-DISASTER	70,000,000.00	1		
1/14/2006	1603DRLATTHP 19	LA OFFICE OF HOMELAND SECURITY &	4149-OTHER NEEDS ASSISTANCE (ONA) AWARDS	100,000,000.00	1		
1/19/2006	1603DRLATTHP 01	LA OFFICE OF HOMELAND SECURITY &	4141-RENTAL 408(a)	60,000,000.00	1		
1/30/2006	1603DRLATTHP 01	LA OFFICE OF HOMELAND SECURITY &	4141-RENTAL 408(a)	50,000,000.00	1		
2/7/2006	HSFEHQ-06-F-0047	CORPORATE LODGING CONSULTANTS, INC.	2580-OTHER SERVICE CONTRACTS	52,800,000.00	1		
2/16/2006	HSFEHQ-05-D-0592	CH2M HILL CONSTRUCTORS, INC.	2591-DISASTER HOUSING RESOURCES (DHR)	75,178,562.50	1		
3/1/2006	HSFEHQ-05-D-0471	FLUOR DANIEL INC	2591-DISASTER HOUSING RESOURCES (DHR)	158,488,970.76	1		
3/3/2006	HSFEHQ-05-D-0471	FLUOR DANIEL INC	2591-DISASTER HOUSING RESOURCES (DHR)	170,814,779.00	1		
1604DR	MISSISSIPPI	9/2/2005	1604DRMSMDDOD 17	DEPARTMENT OF DEFENSE	2501-MISSIONS-FED OPER SUP (FOS)	220,000,000.00	2

PROG CODE	STATE NAME	TRANS DATE	OBLIGATION NUMBER	VENDOR ALPHA	PROGRAM CATEGORY	OBLIGATIONS	QTY
		9/3/2005	1604DRMSMCOE-MVD 16	US ARMY CORPS OF ENGINEERS	2508-MISSIONS-DIRECT FED ASST (DFA)	80,000,000.00	1
			1604DRMSMDOD 19	DEPARTMENT OF DEFENSE	2501-MISSIONS-FED OPER SUP (FOS)	1,000,000,000.00	1
		9/4/2005	1604DRMSMCOE-MVD 11	US ARMY CORPS OF ENGINEERS	2501-MISSIONS-FED OPER SUP (FOS)	80,000,000.00	1
			1604DRMSMGSA 16	GENERAL SERVICES ADMINISTRATION	2501-MISSIONS-FED OPER SUP (FOS)	50,000,000.00	1
		9/5/2005	1604DRMSMCOE-MVD 09	US ARMY CORPS OF ENGINEERS	2508-MISSIONS-DIRECT FED ASST (DFA)	320,000,000.00	1
			1604DRMSMCOE-MVD 10	US ARMY CORPS OF ENGINEERS	2508-MISSIONS-DIRECT FED ASST (DFA)	71,000,000.00	1
			1604DRMSMCOE-MVD 11	US ARMY CORPS OF ENGINEERS	2501-MISSIONS-FED OPER SUP (FOS)	100,000,000.00	1
			1604DRMSMDOT 05	DEPARTMENT OF TRANSPORTATION	2501-MISSIONS-FED OPER SUP (FOS)	90,000,000.00	1
		9/6/2005	1604DRMSTTHP 01	MISSISSIPPI, STATE OF	4141-RENTAL 408(a)	100,000,000.00	1
		9/7/2005	1604DRMSMCOE-MVD 12	US ARMY CORPS OF ENGINEERS	2501-MISSIONS-FED OPER SUP (FOS)	180,000,000.00	1
		9/10/2005	1604DRMSMDOD 19	DEPARTMENT OF DEFENSE	2501-MISSIONS-FED OPER SUP (FOS)	500,000,000.00	1
			1604DRMSMDOD 27	DEPARTMENT OF DEFENSE	2508-MISSIONS-DIRECT FED ASST (DFA)	50,000,000.00	1
			1604DRMSTTHP 01	MISSISSIPPI, STATE OF	4141-RENTAL 408(a)	96,000,000.00	1
		9/11/2005	1604DRMSTTHP 01	MISSISSIPPI, STATE OF	4141-RENTAL 408(a)	100,000,000.00	1
		9/12/2005	1604DRMSTTHP 01	MISSISSIPPI, STATE OF	4141-RENTAL 408(a)	300,000,000.00	1
		9/17/2005	1604DRMSMCOE-MVD 25	US ARMY CORPS OF ENGINEERS	2508-MISSIONS-DIRECT FED ASST (DFA)	50,000,000.00	1
			HSFE04-05-P-7069	AMERICOLD LOGISTICS LLC	2580-OTHER SERVICE CONTRACTS	50,000,000.00	1
		9/18/2005	HSFE04-05-F-7058	DEPARTMENT OF DEFENSE	2660-FOOD & BEVERAGES	69,630,470.00	1
		9/23/2005	1604DRMSPO0000001	MISSISSIPPI, STATE OF	416X-PUBLIC ASSISTANCE (PA)	105,160,104.73	1
		9/27/2005	1604DRMSTTHP 01	MISSISSIPPI, STATE OF	4141-RENTAL 408(a)	365,018,400.00	1
		10/8/2005	1604DRMSTTHP 01	MISSISSIPPI, STATE OF	4141-RENTAL 408(a)	150,000,000.00	1
		10/9/2005	1604DRMSMCOE-MVD 10	US ARMY CORPS OF ENGINEERS	2508-MISSIONS-DIRECT FED ASST (DFA)	56,000,000.00	1
		10/10/2005	1604DRMSTTHP 19	MISSISSIPPI, STATE OF	4149-OTHER NEEDS ASSISTANCE (ONA) AWARDS	50,000,000.00	1
		10/16/2005	1604DRMSMCOE-MVD 09	US ARMY CORPS OF ENGINEERS	2508-MISSIONS-DIRECT FED ASST (DFA)	300,000,000.00	1
		10/22/2005	HSFEHQ-05-D-0572	BECHTEL NATIONAL, INC.	2591-DISASTER HOUSING RESOURCES (DHR)	135,191,336.50	1
			HSFEHQ-06-C-0024	AMERICAN RED CROSS	2580-OTHER SERVICE CONTRACTS	25,500,000.00	1
		11/1/2005	HSFEHQ-06-F-0047	CORPORATE LODGING CONSULTANTS, INC.	2580-OTHER SERVICE CONTRACTS	50,401,176.00	1
		11/22/2005	1604DRMSTTHP 19	MISSISSIPPI, STATE OF	4149-OTHER NEEDS ASSISTANCE (ONA) AWARDS	50,000,000.00	1
		12/15/2005	HSFEHQ-05-D-0572	BECHTEL NATIONAL, INC.	2591-DISASTER HOUSING RESOURCES (DHR)	67,535,156.00	1
		12/19/2005	HSFEHQ-05-C-4155	CMH MANUFACTURING, INC.	3199-MH-PURCHASE UNITS-CAPITALIZED	60,935,395.00	1
		12/23/2005	HSFEHQ-05-D-0572	BECHTEL NATIONAL, INC.	2591-DISASTER HOUSING RESOURCES (DHR)	78,801,663.50	1
		1/27/2006	1604DRMSMCOE-MVD 09	US ARMY CORPS OF ENGINEERS	2508-MISSIONS-DIRECT FED ASST (DFA)	100,000,000.00	1
9/10/2005	HSFEHQ-05-C-4039	MORGAN BUILDINGS & SPAS, INC.	3199-MH-PURCHASE UNITS-CAPITALIZED	202,512,500.00	2		
	HSFEHQ-05-D-4125	PRECISION HOMES	3199-MH-PURCHASE UNITS-CAPITALIZED	98,965,000.00	1		
9/12/2005	HSFEHQ-05-C-4041	GULF STREAM COACH, INC.	3199-MH-PURCHASE UNITS-CAPITALIZED	246,875,000.00	1		
9/13/2005	HSFEHQ-05-C-4000	GULF STREAM COACH, INC.	3190-MH-PURCHASE UNITS-NON-CAPITALIZED	99,068,500.00	1		
9/16/2005	HSFEHQ-05-C-4040	NORTH AMERICAN CATASTROPHE SVCS INC	3199-MH-PURCHASE UNITS-CAPITALIZED	51,400,000.00	1		
9/24/2005	1605DRALTTTHP 01	AL EMERGENCY MANAGEMENT AGENCY	4141-RENTAL 408(a)	83,709,000.00	1		
9/29/2005	1605DRALMCOE-SAD 09	US ARMY CORPS OF ENGINEERS	2508-MISSIONS-DIRECT FED ASST (DFA)	90,000,000.00	1		
9/30/2005	HSFEHQ-05-C-4128	BOURGET'S OF THE SOUTH, LLC	3190-MH-PURCHASE UNITS-NON-CAPITALIZED	88,500,000.00	1		
9/28/2005	1606DRTXMUSFS 02	USDA FOREST SERVICE	2501-MISSIONS-FED OPER SUP (FOS)	124,000,000.00	1		
	1606DRTXTTHP 01	TX DEPARTMENT OF PUBLIC SAFETY	4141-RENTAL 408(a)	60,320,000.00	1		
9/29/2005	1606DRTXTTHP 01	TX DEPARTMENT OF PUBLIC SAFETY	4141-RENTAL 408(a)	105,000,000.00	1		
	1606DRTXTTHP 19	TX DEPARTMENT OF PUBLIC SAFETY	4149-OTHER NEEDS ASSISTANCE (ONA) AWARDS	100,000,000.00	1		
9/30/2005	1606DRTXTTHP 01	TX DEPARTMENT OF PUBLIC SAFETY	4141-RENTAL 408(a)	150,000,899.00	1		
10/3/2005	1606DRTXTTHP 01	TX DEPARTMENT OF PUBLIC SAFETY	4141-RENTAL 408(a)	447,000,000.00	1		
	1606DRTXTTHP 04	TX DEPARTMENT OF PUBLIC SAFETY	4143-REPAIRS	100,000,000.00	1		
	1606DRTXTTHP 19	TX DEPARTMENT OF PUBLIC SAFETY	4149-OTHER NEEDS ASSISTANCE (ONA) AWARDS	200,000,000.00	1		
10/7/2005	1606DRTXIOTH	TX DEPARTMENT OF PUBLIC SAFETY	4154-OTHER NEEDS ASSISTANCE (ONA) GRANTS	200,000,000.00	1		
11/4/2005	1606DRTXMCOE-SWD 09	US ARMY CORPS OF ENGINEERS	2508-MISSIONS-DIRECT FED ASST (DFA)	65,000,000.00	1		
9/28/2005	1607DRLATTHP 01	LA OFFICE OF HOMELAND SECURITY &	4141-RENTAL 408(a)	75,000,000.00	1		
9/30/2005	1607DRLATTHP 01	LA OFFICE OF HOMELAND SECURITY &	4141-RENTAL 408(a)	250,000,000.00	1		
10/7/2005	1607DRLAMCOE-MVD 07	US ARMY CORPS OF ENGINEERS	2508-MISSIONS-DIRECT FED ASST (DFA)	138,000,000.00	1		
	1607DRLAMCOE-MVD 09	US ARMY CORPS OF ENGINEERS	2508-MISSIONS-DIRECT FED ASST (DFA)	80,000,000.00	1		
12/16/2005	1607DRLAMCOE-MVD 09	US ARMY CORPS OF ENGINEERS	2508-MISSIONS-DIRECT FED ASST (DFA)	113,000,000.00	1		
12/20/2005	HSFE06-06-X-2014	ENVIRONMENTAL PROTECTION AGENCY	2580-OTHER SERVICE CONTRACTS	100,686,039.00	1		
10/26/2005	HSFE04-06-F-7706	DEPARTMENT OF DEFENSE	2660-FOOD & BEVERAGES	60,000,000.00	1		
10/27/2005	1609DRFLTTHP 01	FLORIDA BUREAU OF DISASTER	4141-RENTAL 408(a)	60,000,000.00	1		
11/2/2005	1609DRFLTTHP 19	FLORIDA BUREAU OF DISASTER	4149-OTHER NEEDS ASSISTANCE (ONA) AWARDS	100,000,000.00	1		
11/3/2005	1609DRFLMCOE-SAD 13	US ARMY CORPS OF ENGINEERS	2508-MISSIONS-DIRECT FED ASST (DFA)	75,000,000.00	1		
11/4/2005	1609DRFLMCOE-SAD 12	US ARMY CORPS OF ENGINEERS	2508-MISSIONS-DIRECT FED ASST (DFA)	50,000,000.00	1		
11/30/2005	1609DRFLTTHP 19	FLORIDA BUREAU OF DISASTER	4149-OTHER NEEDS ASSISTANCE (ONA) AWARDS	50,000,000.00	1		
12/1/2005	1609DRFLP00000001	FLORIDA BUREAU OF DISASTER	416X-PUBLIC ASSISTANCE (PA)	52,039,385.68	1		
12/8/2005	1609DRFLP00000001	FLORIDA BUREAU OF DISASTER	416X-PUBLIC ASSISTANCE (PA)	187,265,936.45	1		
1/24/2006	1609DRFLP00000001	FLORIDA BUREAU OF DISASTER	416X-PUBLIC ASSISTANCE (PA)	65,491,147.19	1		
3216EM	TEXAS	11/11/2005	3216EMTXP00000001	TX DEPARTMENT OF PUBLIC SAFETY	416X-PUBLIC ASSISTANCE (PA)	113,611,873.65	1

FINANCIAL INFORMATION TOOL
FOR HURRICANE KATRINA, RITA, & WILMA DECLARATIONS ONLY
FEMA CREDIT CARDS ONLY *

AS OF 03-08-2006 AT 7 AM

VENDOR ALPHA	PROGRAM NAME	OBLIGATIONS	EXPENDITURES
BANK ONE DBA JPMORGAN CHASE BANK	21XX-TRAVEL OF PEOPLE		87,857.72
	25XX-OTHER SERVICES	353,737.35	
	26XX-SUPPLIES & MATERIALS	3,846,311.61	1,347,703.02
BANK ONE DBA JPMORGAN CHASE BANK Total		4,200,048.96	1,435,560.74
CITIBANK	21XX-TRAVEL OF PEOPLE	48,020,209.46	45,588,603.96
	25XX-OTHER SERVICES	50,000.00	
	26XX-SUPPLIES & MATERIALS	548,500.00	348,595.72
CITIBANK Total		48,618,709.46	45,937,199.68
US BANK	21XX-TRAVEL OF PEOPLE	586,848.90	44,283.52
	22XX-TRANSPORT OF THINGS	105,260.43	6,110.95
	23XX-RENT, COMM, UTILITIES	2,423,474.29	511,454.14
	24XX-PRINT & REPRO	1,987,372.67	618,287.86
	25XX-OTHER SERVICES	5,648,526.03	2,081,996.33
	26XX-SUPPLIES & MATERIALS	41,532,364.16	17,052,001.87
	31XX-EQUIPMENT	15,929,720.66	7,450,034.68
	MANUFACTURED HOUSING	117,318.98	53,869.51
US BANK Total		68,330,886.12	27,818,038.86
Grand Total		121,149,644.54	75,190,799.28

NAME OF CARD	PURPOSE/USES
BANK ONE DBA JPMORGAN CHASE BANK	Fleetcard for fuel, oil, etc for government vehicles
CITIBANK	Centrally billed travel
US BANK	FEMA Purchase card

* Does not include Individually Billed Travel (IBT) Credit Cards that are issued to FEMA Travelers

FINANCIAL INFORMATION TOOL
FOR HURRICANE KATRINA, RITA, & WILMA DECLARATIONS ONLY
FEMA CREDIT CARDS ONLY *

AS OF 03-08-2006 AT 7 AM

PROG CODE	STATE NAME	EVENT NAME	VENDOR ALPHA	PROGRAM NAME	OBLIGATIONS	EXPENDITURES				
1602DR	FLORIDA	KATRINA	US BANK	22XX-TRANSPORT OF THINGS	5,000.00	140.00				
				24XX-PRINT & REPRO	10,500.00					
				25XX-OTHER SERVICES	10,000.00	4,304.18				
				26XX-SUPPLIES & MATERIALS	74,703.70	37,991.05				
				31XX-EQUIPMENT	89,500.00	26,622.00				
1602DR Total					189,703.70	69,057.23				
1603DR	LOUISIANA	KATRINA	BANK ONE DBA JPMORGAN CHASE BANK	26XX-SUPPLIES & MATERIALS	1,075,770.80	482,796.83				
				CITIBANK	21XX-TRAVEL OF PEOPLE	18,903,224.18	18,104,495.47			
			US BANK	26XX-SUPPLIES & MATERIALS	332,000.00	251,647.87				
				21XX-TRAVEL OF PEOPLE	38,950.00	17,178.58				
				22XX-TRANSPORT OF THINGS	40,560.43	100.00				
				23XX-RENT, COMM, UTILITIES	1,427,690.00	330,313.26				
				24XX-PRINT & REPRO	361,724.38	23,245.81				
				25XX-OTHER SERVICES	3,091,853.88	1,196,791.44				
				26XX-SUPPLIES & MATERIALS	19,571,961.48	6,105,026.93				
				31XX-EQUIPMENT	7,039,918.03	2,595,560.60				
				MANUFACTURED HOUSING	89,343.98	37,369.51				
				1603DR Total					51,972,997.16	29,144,526.30
				1604DR	MISSISSIPPI	KATRINA	BANK ONE DBA JPMORGAN CHASE BANK	25XX-OTHER SERVICES	283,500.00	44,706.60
26XX-SUPPLIES & MATERIALS	486,000.00	376,811.31								
CITIBANK	21XX-TRAVEL OF PEOPLE	16,839,648.67	16,384,107.45							
	26XX-SUPPLIES & MATERIALS	91,000.00	29,893.34							
US BANK	21XX-TRAVEL OF PEOPLE	40,898.90	3,226.41							
	22XX-TRANSPORT OF THINGS	6,100.00	696.00							
	23XX-RENT, COMM, UTILITIES	308,596.79	125,422.32							
	24XX-PRINT & REPRO	778,025.05	251,005.92							
	25XX-OTHER SERVICES	1,136,284.28	671,487.89							
	26XX-SUPPLIES & MATERIALS	8,915,316.27	5,046,866.33							
	31XX-EQUIPMENT	5,557,476.98	4,043,961.44							
	MANUFACTURED HOUSING	16,500.00	16,500.00							
	1604DR Total						34,459,346.94	26,994,685.01		
1605DR	ALABAMA	KATRINA	BANK ONE DBA JPMORGAN CHASE BANK	25XX-OTHER SERVICES	70,027.35	42,942.16				
				26XX-SUPPLIES & MATERIALS	867,000.00	108,299.08				
			CITIBANK	21XX-TRAVEL OF PEOPLE	5,801,481.36	5,101,987.61				
				26XX-SUPPLIES & MATERIALS	13,000.00	134.44				
			US BANK	21XX-TRAVEL OF PEOPLE	25,000.00	3,561.05				
				23XX-RENT, COMM, UTILITIES	59,000.00	21,505.00				
				24XX-PRINT & REPRO	200,892.00	75,886.27				
				25XX-OTHER SERVICES	160,000.00	43,149.84				
				26XX-SUPPLIES & MATERIALS	3,072,811.51	1,810,640.55				
				31XX-EQUIPMENT	910,396.92	475,648.36				
1605DR Total					11,179,609.14	7,683,754.36				
1606DR	TEXAS	RITA	BANK ONE DBA JPMORGAN CHASE BANK	21XX-TRAVEL OF PEOPLE						
				26XX-SUPPLIES & MATERIALS	615,000.00	71,371.10				
			CITIBANK	21XX-TRAVEL OF PEOPLE	4,451,864.26	4,448,314.26				
				26XX-SUPPLIES & MATERIALS	112,500.00	66,920.07				
			US BANK	21XX-TRAVEL OF PEOPLE	400,000.00					
				22XX-TRANSPORT OF THINGS	35,000.00	804.35				
				23XX-RENT, COMM, UTILITIES	78,000.00	15,024.69				
24XX-PRINT & REPRO	341,360.00	126,303.05								
25XX-OTHER SERVICES	290,641.87	96,496.21								



PROG CODE	STATE NAME	EVENT NAME	VENDOR ALPHA	PROGRAM NAME	OBLIGATIONS	EXPENDITURES
				26XX-SUPPLIES & MATERIALS	2,002,155.19	639,590.01
				31XX-EQUIPMENT	489,183.04	94,304.56
1606DR Total					8,815,704.36	5,559,128.30
1607DR	LOUISIANA	RITA	BANK ONE DBA JPMORGAN CHASE BANK	26XX-SUPPLIES & MATERIALS	310,524.00	200,518.44
			CITIBANK	21XX-TRAVEL OF PEOPLE	1,001,842.04	1,001,842.04
			US BANK	21XX-TRAVEL OF PEOPLE	30,000.00	19,813.91
				23XX-RENT, COMM, UTILITIES	446,400.00	1,400.00
				24XX-PRINT & REPRO	170,000.00	63,927.57
				25XX-OTHER SERVICES	752,162.58	30,593.51
				26XX-SUPPLIES & MATERIALS	6,676,759.44	2,782,433.58
				31XX-EQUIPMENT	1,476,743.79	52,366.58
				MANUFACTURED HOUSING	11,475.00	
1607DR Total					10,875,906.85	4,152,895.63
1609DR	FLORIDA	WILMA	BANK ONE DBA JPMORGAN CHASE BANK	21XX-TRAVEL OF PEOPLE		
				25XX-OTHER SERVICES	210.00	208.96
				26XX-SUPPLIES & MATERIALS	490,516.81	106,406.26
			CITIBANK	21XX-TRAVEL OF PEOPLE	1,000,826.35	530,691.01
				25XX-OTHER SERVICES	50,000.00	
			US BANK	21XX-TRAVEL OF PEOPLE	51,000.00	503.57
				22XX-TRANSPORT OF THINGS		
				23XX-RENT, COMM, UTILITIES	34,000.00	5,717.84
				24XX-PRINT & REPRO	67,321.80	31,296.45
				25XX-OTHER SERVICES	137,157.46	25,920.58
				26XX-SUPPLIES & MATERIALS	690,465.85	357,439.25
				31XX-EQUIPMENT	144,500.00	23,786.49
1609DR Total					2,665,998.27	1,081,970.41
3212EM	LOUISIANA	KATRINA	US BANK	26XX-SUPPLIES & MATERIALS	2,000.00	1,284.11
3212EM Total					2,000.00	1,284.11
3215EM	ARKANSAS	KATRINA	CITIBANK	21XX-TRAVEL OF PEOPLE	273.15	273.15
			US BANK	21XX-TRAVEL OF PEOPLE	1,000.00	
				22XX-TRANSPORT OF THINGS	8,600.00	2,420.00
				23XX-RENT, COMM, UTILITIES	11,000.00	2,791.50
				24XX-PRINT & REPRO	5,150.00	2,234.46
				25XX-OTHER SERVICES	5,000.00	1,125.00
				26XX-SUPPLIES & MATERIALS	103,401.00	46,190.20
				31XX-EQUIPMENT	18,700.00	8,816.91
3215EM Total					153,124.15	63,851.22
3216EM	TEXAS	KATRINA	BANK ONE DBA JPMORGAN CHASE BANK	26XX-SUPPLIES & MATERIALS		
			CITIBANK	21XX-TRAVEL OF PEOPLE	15,561.27	15,561.27
			US BANK	22XX-TRANSPORT OF THINGS	10,000.00	1,950.60
				23XX-RENT, COMM, UTILITIES	8,787.50	4,546.11
				24XX-PRINT & REPRO	31,554.44	23,596.04
				25XX-OTHER SERVICES	15,425.96	11,537.29
				26XX-SUPPLIES & MATERIALS	271,829.53	197,038.79
				31XX-EQUIPMENT	113,301.90	90,591.92
3216EM Total					466,460.60	344,822.02
3219EM	OKLAHOMA	KATRINA	US BANK	23XX-RENT, COMM, UTILITIES		
				24XX-PRINT & REPRO	800.00	755.65
				25XX-OTHER SERVICES		
				26XX-SUPPLIES & MATERIALS		
				31XX-EQUIPMENT		
3219EM Total					800.00	755.65
3221EM	WEST VIRGINIA	KATRINA	CITIBANK	21XX-TRAVEL OF PEOPLE	1,331.70	1,331.70
			US BANK	26XX-SUPPLIES & MATERIALS	94.45	94.45
3221EM Total					1,426.15	1,426.15
3223EM	UTAH	KATRINA	CITIBANK	21XX-TRAVEL OF PEOPLE	517.85	
			US BANK	26XX-SUPPLIES & MATERIALS	4,000.00	
3223EM Total					4,517.85	
3224EM	COLORADO	KATRINA	US BANK	26XX-SUPPLIES & MATERIALS	4,000.00	1,729.21

PROG CODE	STATE NAME	EVENT NAME	VENDOR ALPHA	PROGRAM NAME	OBLIGATIONS	EXPENDITURES
3224EM Total					4,000.00	1,729.21
3225EM	MICHIGAN	KATRINA	US BANK	26XX-SUPPLIES & MATERIALS	2,000.00	711.67
3225EM Total					2,000.00	711.67
3227EM	WASHINGTON	KATRINA	US BANK	26XX-SUPPLIES & MATERIALS	250.00	112.64
3227EM Total					250.00	112.64
3229EM	NEW MEXICO	KATRINA	US BANK	23XX-RENT, COMM, UTILITIES	45.00	36.64
				24XX-PRINT & REPRO		
				25XX-OTHER SERVICES		
				26XX-SUPPLIES & MATERIALS	115.74	15.74
				31XX-EQUIPMENT		
3229EM Total					160.74	52.38
3232EM	MISSOURI	KATRINA	US BANK	26XX-SUPPLIES & MATERIALS	5,000.00	1,986.16
3232EM Total					5,000.00	1,986.16
3234EM	SOUTH DAKOTA	KATRINA	CITIBANK	21XX-TRAVEL OF PEOPLE	677.25	
3234EM Total					677.25	
3247EM	NORTH DAKOTA	KATRINA	CITIBANK	21XX-TRAVEL OF PEOPLE	800.00	
3247EM Total					800.00	
3253EM	MONTANA	KATRINA	CITIBANK	21XX-TRAVEL OF PEOPLE	2,161.38	
3253EM Total					2,161.38	
3261EM	TEXAS	RITA	BANK ONE DBA JPMORGAN CHASE BANK	26XX-SUPPLIES & MATERIALS	1,500.00	1,500.00
			US BANK	23XX-RENT, COMM, UTILITIES	50,000.00	4,733.42
				24XX-PRINT & REPRO	20,000.00	20,000.00
				25XX-OTHER SERVICES	50,000.00	590.39
				26XX-SUPPLIES & MATERIALS	135,500.00	22,851.20
				31XX-EQUIPMENT	90,000.00	38,375.82
3261EM Total					347,000.00	88,050.83
Grand Total					121,149,644.54	75,190,799.28

NAME OF CARD	PURPOSE/USES
BANK ONE DBA JPMORGAN CHASE BANK	Fleetcard for fuel, oil, etc for government vehicles
CITIBANK	Centrally billed travel
US BANK	FEMA Purchase card

* Does not include Individually Billed Travel (IBT) Credit Cards that are issued to FEMA Travelers

Agencies Reporting Credit Card Costs and Purchases

March 8, 2006

DHS AGENCIES	DATE REPORT RECEIVED	OBLIGATIONS	EXPENDITURES
BTS			
CBP			
FLETC	10/31/2005	180,246.86	156,339.74
IAIP			
ICE	3/7/2006	982,290.01	850,480.22
NCS			
OCFO	10/25/2005	7.88	7.88
OSLGCP			
S&T	1/10/2006	100,000.00	0.00
TSA	11/1/2005	0.00	458,317.69
USCG			
USCIS	11/8/2005	0.00	0.00
USSS	11/22/2005	0.00	0.00
TOTAL		\$ 1,262,544.75	\$ 1,465,145.53

Zeros indicate the agency reported to us that it had no obligations and/or expenditures as of the date indicated; blanks indicate the agency did not submit a report.

**Other Federal Agencies Reporting Credit Card
Costs And Purchases
March 8, 2006**

OTHER FEDERAL AGENCIES	DATE REPORT RECEIVED	OBLIGATIONS	EXPENDITURES
AID	2/14/2006	0.00	0.00
COE	2/28/2006	2,255,625.20	3,573,928.44
DHUD	2/24/2006	513,264.00	483,528.00
DOI	2/22/2006	4,769,409.90	0.00
DOL	3/1/2006	386,214.71	359,125.94
DOS	12/7/2005	0.00	0.00
EEOC	1/17/2006	0.00	14,394.00
EPA	1/16/2006		999,845.66
FMSHRC	11/1/2005	0.00	0.00
GSA	2/14/2006	278,128.25	276,013.31
NARA	11/8/2005	5,024.36	481.65
NLRB	12/20/2005	0.00	13,863.60
NRC	1/6/2006	0.00	0.00
NSF	11/4/2005	0.00	0.00
RRB	11/7/2005	0.00	0.00
SBA	1/4/2006	0.00	0.00
TVA	11/10/2005		0.00
USDA	2/2/2006	865,415.12	23,512,448.24
USPHS	11/14/2005	0.00	0.00
VA	2/1/2006	802,971.76	802,971.76
TOTAL		\$9,876,053.30	\$30,036,600.60

Only Other Federal Agencies reporting data or zeros are included in this report. Zeros indicate the agency reported to us that it had no obligations and/or expenditures as of the date indicated; blanks indicate the agency did not submit a report.

FINANCIAL INFORMATION TOOL
FOR HURRICANE KATRINA, RITA, & WILMA DECLARATIONS ONLY

AS OF 03-08-2006 AT 7 AM

PROGRAM AREA	ALLOCATIONS	OBLIGATIONS	EXPENDITURES
1-HUMAN SERVICES	13,924,112,059	12,024,314,448	10,150,352,408
2-INFRASTRUCTURE	4,064,739,108	3,942,554,163	1,857,282,333
3-MITIGATION	46,493,881	27,223,430	3,480,618
4-OPERATIONS	5,458,654,794	5,419,431,692	165,156,202
5-ADMINISTRATION	7,815,043,727	7,016,931,619	2,332,805,130
Grand Total	31,309,043,569	28,430,455,352	14,509,076,692

FINANCIAL INFORMATION TOOL
FOR HURRICANE KATRINA, RITA, & WILMA DECLARATIONS ONLY

AS OF 03-08-2006 AT 7 AM

PROGRAM AREA	PROGRAM NAME	ALLOCATIONS	OBLIGATIONS	EXPENDITURES
1-HUMAN SERVICES	2503-UNEMPLOYMENT	245,246,360	245,137,025	245,137,025
	2504-CRISIS COUNSELING-NIMH	125,762,226	17,848,839	8,684,929
	2576-LEGAL SERVICES	132,500	40,500	3,875
	2592-INSPECTIONS	287,337,154	248,951,381	178,688,792
	4149-OTHER NEEDS ASSISTANCE	1,799,207,445	1,799,207,445	1,708,471,543
	414X-HOUSING ASSISTANCE	5,136,005,081	5,136,004,093	4,863,761,155
	4152-CRISIS COUNSELING-SCC	40,906,386	34,027,932	10,446,089
	4154-OTHER NEEDS ASSISTANCE	68,880,000	68,880,000	60,012,743
	MANUFACTURED HOUSING	6,220,634,907	4,474,217,232	3,075,146,258
1-HUMAN SERVICES Total		13,924,112,059	12,024,314,448	10,150,352,408
2-INFRASTRUCTURE	2594-INSPECTIONS	331,870,600	272,523,300	84,865,721
	416X-PUBLIC ASSISTANCE	3,732,868,508	3,670,030,863	1,772,416,612
2-INFRASTRUCTURE Total		4,064,739,108	3,942,554,163	1,857,282,333
3-MITIGATION	2593-INSPECTIONS	41,119,695	21,849,244	3,237,112
	4173-HAZARD MITIGATION	5,374,186	5,374,186	243,506
3-MITIGATION Total		46,493,881	27,223,430	3,480,618
4-OPERATIONS	2507-MISSIONS-TA	45,798,256	26,257,556	389,643
	2508-MISSIONS-DFA	5,412,856,538	5,393,174,136	164,766,559
4-OPERATIONS Total		5,458,654,794	5,419,431,692	165,156,202
5-ADMINISTRATION	11XX-SALARIES & BENEFITS	304,672,481	288,138,857	288,138,857
	21XX-TRAVEL	232,712,491	217,389,031	182,114,092
	22XX-TRANSPORTION	70,267,111	52,132,636	29,274,574
	23XX-RENT, COMM, UTILITIES	272,581,399	217,678,410	119,287,228
	24XX-PRINT & REPRO	6,549,088	4,915,723	1,496,216
	2501-MISSIONS-FOS	3,439,795,023	3,432,864,315	270,900,527
	25XX-OTHER SERVICES	2,482,560,603	1,909,714,381	1,002,496,324
	26XX-SUPPLIES & MATERIALS	675,938,976	606,167,897	277,277,166
	31XX-EQUIPMENT	215,774,405	180,668,690	139,452,648
	32XX-LAND & STRUCTURES	10,335,691	3,525,221	1,853,317
	4101-URBAN SEARCH & RESCUE	103,856,459	103,736,458	20,514,182
5-ADMINISTRATION Total		7,815,043,727	7,016,931,619	2,332,805,130
Grand Total		31,309,043,569	28,430,455,352	14,509,076,692

FINANCIAL INFORMATION TOOL
FOR HURRICANE KATRINA, RITA, & WILMA DECLARATIONS ONLY

AS OF 03-08-2006 AT 7 AM

PROG CODE	STATE NAME	EVENT NAME	DECLARED	ALLOCATIONS	OBLIGATIONS	EXPENDITURES
1602DR	FLORIDA	KATRINA	8/28/2005	186,367,244	178,588,940	74,707,512
1603DR	LOUISIANA	KATRINA	8/29/2005	15,831,909,740	14,196,019,482	7,432,043,445
1604DR	MISSISSIPPI	KATRINA	8/29/2005	7,746,723,186	6,969,877,646	3,362,554,610
1605DR	ALABAMA	KATRINA	8/29/2005	1,666,062,081	1,593,854,736	1,083,969,207
1606DR	TEXAS	RITA	9/24/2005	1,970,099,529	1,780,787,834	951,104,909
1607DR	LOUISIANA	RITA	9/24/2005	1,602,875,137	1,496,422,425	668,449,852
1609DR	FLORIDA	WILMA	10/24/2005	1,518,766,420	1,468,207,108	561,729,250
3212EM	LOUISIANA	KATRINA	8/27/2005	12,508,058	12,508,058	649,898
3213EM	MISSISSIPPI	KATRINA	8/28/2005	2,622,585	2,622,585	87,058
3214EM	ALABAMA	KATRINA	8/28/2005	84,454	84,454	52,976
3215EM	ARKANSAS	KATRINA	9/2/2005	40,914,159	39,555,465	31,893,052
3216EM	TEXAS	KATRINA	9/2/2005	433,363,351	427,694,804	291,493,314
3217EM	TENNESSEE	KATRINA	9/5/2005	29,090,380	26,803,719	81,363
3218EM	GEORGIA	KATRINA	9/5/2005	20,492,000	19,760,821	7,743,017
3219EM	OKLAHOMA	KATRINA	9/5/2005	6,612,223	6,438,148	6,261,911
3220EM	FLORIDA	KATRINA	9/5/2005	9,202,272	7,848,091	11,573
3221EM	WEST VIRGINIA	KATRINA	9/5/2005	351,811	287,104	109,947
3222EM	NORTH CAROLINA	KATRINA	9/5/2005	2,002,261	1,970,953	934,441
3223EM	UTAH	KATRINA	9/5/2005	1,115,201	1,091,883	707,389
3224EM	COLORADO	KATRINA	9/5/2005	12,228,272	12,163,079	10,483,766
3225EM	MICHIGAN	KATRINA	9/7/2005	1,502,484	1,132,621	214,940
3226EM	DISTRICT OF COLUMBIA	KATRINA	9/7/2005	660,241	542,092	51,705
3227EM	WASHINGTON	KATRINA	9/7/2005	3,190,612	3,075,594	207,237
3228EM	OREGON	KATRINA	9/7/2005	2,014,844	2,007,883	263,679
3229EM	NEW MEXICO	KATRINA	9/7/2005	2,202,207	868,590	145,094
3230EM	ILLINOIS	KATRINA	9/7/2005	2,682,455	929,979	754,436
3231EM	KENTUCKY	KATRINA	9/10/2005	4,022,000	3,933,772	579,649
3232EM	MISSOURI	KATRINA	9/10/2005	2,840,902	745,931	506,635
3233EM	SOUTH CAROLINA	KATRINA	9/10/2005	3,171,915	2,768,794	1,032,714
3234EM	SOUTH DAKOTA	KATRINA	9/10/2005	344,422	321,720	201,065
3235EM	PENNSYLVANIA	KATRINA	9/10/2005	2,300,075	1,959,007	879,741
3236EM	KANSAS	KATRINA	9/10/2005	217,298	190,917	109,320
3237EM	ALABAMA	KATRINA	9/10/2005	3,500,000	1,972,490	807,775
3238EM	INDIANA	KATRINA	9/10/2005	4,200,856	3,841,632	1,942
3239EM	IOWA	KATRINA	9/10/2005	275,380	262,472	23,196

PROG CODE	STATE NAME	EVENT NAME	DECLARED	ALLOCATIONS	OBLIGATIONS	EXPENDITURES
3240EM	VIRGINIA	KATRINA	9/12/2005	570,010	483,298	153,073
3241EM	ARIZONA	KATRINA	9/12/2005	5,413,580	5,353,959	2,964,359
3242EM	MINNESOTA	KATRINA	9/13/2005	15,074,450	3,499,504	903,695
3243EM	NEVADA	KATRINA	9/13/2005	1,263,140	794,266	435,902
3244EM	IDAHO	KATRINA	9/13/2005	619,837	594,243	27,309
3245EM	NEBRASKA	KATRINA	9/13/2005	266,702	265,377	22,790
3246EM	CONNECTICUT	KATRINA	9/13/2005	1,063,173	100,330	16,760
3247EM	NORTH DAKOTA	KATRINA	9/13/2005	88,387	68,149	19,239
3248EM	CALIFORNIA	KATRINA	9/13/2005	628,220	546,518	452,055
3249EM	WISCONSIN	KATRINA	9/13/2005	3,575,965	2,817,397	107,788
3250EM	OHIO	KATRINA	9/13/2005	2,593,530	2,174,094	906,730
3251EM	MARYLAND	KATRINA	9/13/2005	3,121,326	821,015	148,100
3252EM	MASSACHUSETTS	KATRINA	9/13/2005	3,668,880	2,531,662	2,361,075
3253EM	MONTANA	KATRINA	9/13/2005	488,952	475,054	140,135
3255EM	RHODE ISLAND	KATRINA	9/19/2005	1,036,916	531,086	11,409
3256EM	MAINE	KATRINA	9/19/2005	106,000	53,927	
3257EM	NEW JERSEY	KATRINA	9/19/2005	159,943	141,335	136,699
3258EM	NEW HAMPSHIRE	KATRINA	9/19/2005	106,000	6,000	92
3259EM	FLORIDA	RITA	9/20/2005	10,045,741	9,582,864	3,666,030
3260EM	LOUISIANA	RITA	9/21/2005	1,275,000	1,275,000	
3261EM	TEXAS	RITA	9/21/2005	130,100,539	130,016,890	5,576,476
3262EM	NEW YORK	KATRINA	9/30/2005	1,187,552	1,156,791	178,912
3263EM	DELAWARE	KATRINA	9/30/2005	73,672	25,764	443
Grand Total				31,309,043,569	28,430,455,352	14,509,076,692

FINANCIAL INFORMATION TOOL
FOR HURRICANE KATRINA, RITA, & WILMA DECLARATIONS ONLY

AS OF 03-08-2006 AT 7 AM

EVENT NAME	STATE NAME	PROG CODE	DECLARED	ALLOCATIONS	OBLIGATIONS	EXPENDITURES
KATRINA	ALABAMA	1605DR	8/29/2005	1,666,062,081	1,593,854,736	1,083,969,207
		3214EM	8/28/2005	84,454	84,454	52,976
		3237EM	9/10/2005	3,500,000	1,972,490	807,775
	ARIZONA	3241EM	9/12/2005	5,413,580	5,353,959	2,964,359
	ARKANSAS	3215EM	9/2/2005	40,914,159	39,555,465	31,893,052
	CALIFORNIA	3248EM	9/13/2005	628,220	546,518	452,055
	COLORADO	3224EM	9/5/2005	12,228,272	12,163,079	10,483,766
	CONNECTICUT	3246EM	9/13/2005	1,063,173	100,330	16,760
	DELAWARE	3263EM	9/30/2005	73,672	25,764	443
	DISTRICT OF COLUMBIA	3226EM	9/7/2005	660,241	542,092	51,705
	FLORIDA	1602DR	8/28/2005	186,367,244	178,588,940	74,707,512
		3220EM	9/5/2005	9,202,272	7,848,091	11,573
	GEORGIA	3218EM	9/5/2005	20,492,000	19,760,821	7,743,017
	IDAHO	3244EM	9/13/2005	619,837	594,243	27,309
	ILLINOIS	3230EM	9/7/2005	2,682,455	929,979	754,436
	INDIANA	3238EM	9/10/2005	4,200,856	3,841,632	1,942
	IOWA	3239EM	9/10/2005	275,380	262,472	23,196
	KANSAS	3236EM	9/10/2005	217,298	190,917	109,320
	KENTUCKY	3231EM	9/10/2005	4,022,000	3,933,772	579,649
	LOUISIANA	1603DR	8/29/2005	15,831,909,740	14,196,019,482	7,432,043,445
		3212EM	8/27/2005	12,508,058	12,508,058	649,898
	MAINE	3256EM	9/19/2005	106,000	53,927	
	MARYLAND	3251EM	9/13/2005	3,121,326	821,015	148,100
	MASSACHUSETTS	3252EM	9/13/2005	3,668,880	2,531,662	2,361,075
	MICHIGAN	3225EM	9/7/2005	1,502,484	1,132,621	214,940
	MINNESOTA	3242EM	9/13/2005	15,074,450	3,499,504	903,695
	MISSISSIPPI	1604DR	8/29/2005	7,746,723,186	6,969,877,646	3,362,554,610
		3213EM	8/28/2005	2,622,585	2,622,585	87,058
	MISSOURI	3232EM	9/10/2005	2,840,902	745,931	506,635
	MONTANA	3253EM	9/13/2005	488,952	475,054	140,135
	NEBRASKA	3245EM	9/13/2005	266,702	265,377	22,790
	NEVADA	3243EM	9/13/2005	1,263,140	794,266	435,902
	NEW HAMPSHIRE	3258EM	9/19/2005	106,000	6,000	92
	NEW JERSEY	3257EM	9/19/2005	159,943	141,335	136,699
	NEW MEXICO	3229EM	9/7/2005	2,202,207	868,590	145,094
	NEW YORK	3262EM	9/30/2005	1,187,552	1,156,791	178,912
	NORTH CAROLINA	3222EM	9/5/2005	2,002,261	1,970,953	934,441
	NORTH DAKOTA	3247EM	9/13/2005	88,387	68,149	19,239
	OHIO	3250EM	9/13/2005	2,593,530	2,174,094	906,730
	OKLAHOMA	3219EM	9/5/2005	6,612,223	6,438,148	6,261,911
	OREGON	3228EM	9/7/2005	2,014,844	2,007,883	263,679
	PENNSYLVANIA	3235EM	9/10/2005	2,300,075	1,959,007	879,741

EVENT NAME	STATE NAME	PROG CODE	DECLARED	ALLOCATIONS	OBLIGATIONS	EXPENDITURES
	RHODE ISLAND	3255EM	9/19/2005	1,036,916	531,086	11,409
	SOUTH CAROLINA	3233EM	9/10/2005	3,171,915	2,768,794	1,032,714
	SOUTH DAKOTA	3234EM	9/10/2005	344,422	321,720	201,065
	TENNESSEE	3217EM	9/5/2005	29,090,380	26,803,719	81,363
	TEXAS	3216EM	9/2/2005	433,363,351	427,694,804	291,493,314
	UTAH	3223EM	9/5/2005	1,115,201	1,091,883	707,389
	VIRGINIA	3240EM	9/12/2005	570,010	483,298	153,073
	WASHINGTON	3227EM	9/7/2005	3,190,612	3,075,594	207,237
	WEST VIRGINIA	3221EM	9/5/2005	351,811	287,104	109,947
	WISCONSIN	3249EM	9/13/2005	3,575,965	2,817,397	107,788
KATRINA Total				26,075,881,204	23,544,163,230	12,318,550,175
RITA	FLORIDA	3259EM	9/20/2005	10,045,741	9,582,864	3,666,030
	LOUISIANA	1607DR	9/24/2005	1,602,875,137	1,496,422,425	668,449,852
		3260EM	9/21/2005	1,275,000	1,275,000	
	TEXAS	1606DR	9/24/2005	1,970,099,529	1,780,787,834	951,104,909
		3261EM	9/21/2005	130,100,539	130,016,890	5,576,476
RITA Total				3,714,395,945	3,418,085,013	1,628,797,267
WILMA	FLORIDA	1609DR	10/24/2005	1,518,766,420	1,468,207,108	561,729,250
WILMA Total				1,518,766,420	1,468,207,108	561,729,250
Grand Total				31,309,043,569	28,430,455,352	14,509,076,692

FINANCIAL INFORMATION TOOL
FOR HURRICANE KATRINA, RITA, & WILMA DECLARATIONS ONLY

AS OF 03-08-2006 AT 7 AM

STATE NAME	EVENT NAME	PROG CODE	DECLARED	ALLOCATIONS	OBLIGATIONS	EXPENDITURES
ALABAMA	KATRINA	1605DR	8/29/2005	1,666,062,081	1,593,854,736	1,083,969,207
		3214EM	8/28/2005	84,454	84,454	52,976
		3237EM	9/10/2005	3,500,000	1,972,490	807,775
ALABAMA Total				1,669,646,535	1,595,911,680	1,084,829,958
ARIZONA	KATRINA	3241EM	9/12/2005	5,413,580	5,353,959	2,964,359
ARIZONA Total				5,413,580	5,353,959	2,964,359
ARKANSAS	KATRINA	3215EM	9/2/2005	40,914,159	39,555,465	31,893,052
ARKANSAS Total				40,914,159	39,555,465	31,893,052
CALIFORNIA	KATRINA	3248EM	9/13/2005	628,220	546,518	452,055
CALIFORNIA Total				628,220	546,518	452,055
COLORADO	KATRINA	3224EM	9/5/2005	12,228,272	12,163,079	10,483,766
COLORADO Total				12,228,272	12,163,079	10,483,766
CONNECTICUT	KATRINA	3246EM	9/13/2005	1,063,173	100,330	16,760
CONNECTICUT Total				1,063,173	100,330	16,760
DELAWARE	KATRINA	3263EM	9/30/2005	73,672	25,764	443
DELAWARE Total				73,672	25,764	443
DISTRICT OF COLUMBIA	KATRINA	3226EM	9/7/2005	660,241	542,092	51,705
DISTRICT OF COLUMBIA Total				660,241	542,092	51,705
FLORIDA	KATRINA	1602DR	8/28/2005	186,367,244	178,588,940	74,707,512
		3220EM	9/5/2005	9,202,272	7,848,091	11,573
	RITA	3259EM	9/20/2005	10,045,741	9,582,864	3,666,030
	WILMA	1609DR	10/24/2005	1,518,766,420	1,468,207,108	561,729,250
FLORIDA Total				1,724,381,676	1,664,227,003	640,114,365
GEORGIA	KATRINA	3218EM	9/5/2005	20,492,000	19,760,821	7,743,017
GEORGIA Total				20,492,000	19,760,821	7,743,017
IDAHO	KATRINA	3244EM	9/13/2005	619,837	594,243	27,309
IDAHO Total				619,837	594,243	27,309
ILLINOIS	KATRINA	3230EM	9/7/2005	2,682,455	929,979	754,436
ILLINOIS Total				2,682,455	929,979	754,436
INDIANA	KATRINA	3238EM	9/10/2005	4,200,856	3,841,632	1,942
INDIANA Total				4,200,856	3,841,632	1,942
IOWA	KATRINA	3239EM	9/10/2005	275,380	262,472	23,196
IOWA Total				275,380	262,472	23,196
KANSAS	KATRINA	3236EM	9/10/2005	217,298	190,917	109,320
KANSAS Total				217,298	190,917	109,320
KENTUCKY	KATRINA	3231EM	9/10/2005	4,022,000	3,933,772	579,649
KENTUCKY Total				4,022,000	3,933,772	579,649
LOUISIANA	KATRINA	1603DR	8/29/2005	15,831,909,740	14,196,019,482	7,432,043,445
		3212EM	8/27/2005	12,508,058	12,508,058	649,898
	RITA	1607DR	9/24/2005	1,602,875,137	1,496,422,425	668,449,852
	3260EM	9/21/2005	1,275,000	1,275,000		

STATE NAME	EVENT NAME	PROG CODE	DECLARED	ALLOCATIONS	OBLIGATIONS	EXPENDITURES
LOUISIANA Total				17,448,567,935	15,706,224,966	8,101,143,195
MAINE	KATRINA	3256EM	9/19/2005	106,000	53,927	
MAINE Total				106,000	53,927	
MARYLAND	KATRINA	3251EM	9/13/2005	3,121,326	821,015	148,100
MARYLAND Total				3,121,326	821,015	148,100
MASSACHUSETTS	KATRINA	3252EM	9/13/2005	3,668,880	2,531,662	2,361,075
MASSACHUSETTS Total				3,668,880	2,531,662	2,361,075
MICHIGAN	KATRINA	3225EM	9/7/2005	1,502,484	1,132,621	214,940
MICHIGAN Total				1,502,484	1,132,621	214,940
MINNESOTA	KATRINA	3242EM	9/13/2005	15,074,450	3,499,504	903,695
MINNESOTA Total				15,074,450	3,499,504	903,695
MISSISSIPPI	KATRINA	1604DR	8/29/2005	7,746,723,186	6,969,877,646	3,362,554,610
		3213EM	8/28/2005	2,622,585	2,622,585	87,058
MISSISSIPPI Total				7,749,345,771	6,972,500,231	3,362,641,669
MISSOURI	KATRINA	3232EM	9/10/2005	2,840,902	745,931	506,635
MISSOURI Total				2,840,902	745,931	506,635
MONTANA	KATRINA	3253EM	9/13/2005	488,952	475,054	140,135
MONTANA Total				488,952	475,054	140,135
NEBRASKA	KATRINA	3245EM	9/13/2005	266,702	265,377	22,790
NEBRASKA Total				266,702	265,377	22,790
NEVADA	KATRINA	3243EM	9/13/2005	1,263,140	794,266	435,902
NEVADA Total				1,263,140	794,266	435,902
NEW HAMPSHIRE	KATRINA	3258EM	9/19/2005	106,000	6,000	92
NEW HAMPSHIRE Total				106,000	6,000	92
NEW JERSEY	KATRINA	3257EM	9/19/2005	159,943	141,335	136,699
NEW JERSEY Total				159,943	141,335	136,699
NEW MEXICO	KATRINA	3229EM	9/7/2005	2,202,207	868,590	145,094
NEW MEXICO Total				2,202,207	868,590	145,094
NEW YORK	KATRINA	3262EM	9/30/2005	1,187,552	1,156,791	178,912
NEW YORK Total				1,187,552	1,156,791	178,912
NORTH CAROLINA	KATRINA	3222EM	9/5/2005	2,002,261	1,970,953	934,441
NORTH CAROLINA Total				2,002,261	1,970,953	934,441
NORTH DAKOTA	KATRINA	3247EM	9/13/2005	88,387	68,149	19,239
NORTH DAKOTA Total				88,387	68,149	19,239
OHIO	KATRINA	3250EM	9/13/2005	2,593,530	2,174,094	906,730
OHIO Total				2,593,530	2,174,094	906,730
OKLAHOMA	KATRINA	3219EM	9/5/2005	6,612,223	6,438,148	6,261,911
OKLAHOMA Total				6,612,223	6,438,148	6,261,911
OREGON	KATRINA	3228EM	9/7/2005	2,014,844	2,007,883	263,679
OREGON Total				2,014,844	2,007,883	263,679
PENNSYLVANIA	KATRINA	3235EM	9/10/2005	2,300,075	1,959,007	879,741
PENNSYLVANIA Total				2,300,075	1,959,007	879,741
RHODE ISLAND	KATRINA	3255EM	9/19/2005	1,036,916	531,086	11,409
RHODE ISLAND Total				1,036,916	531,086	11,409
SOUTH CAROLINA	KATRINA	3233EM	9/10/2005	3,171,915	2,768,794	1,032,714
SOUTH CAROLINA Total				3,171,915	2,768,794	1,032,714
SOUTH DAKOTA	KATRINA	3234EM	9/10/2005	344,422	321,720	201,065

STATE NAME	EVENT NAME	PROG CODE	DECLARED	ALLOCATIONS	OBLIGATIONS	EXPENDITURES
SOUTH DAKOTA Total				344,422	321,720	201,065
TENNESSEE	KATRINA	3217EM	9/5/2005	29,090,380	26,803,719	81,363
TENNESSEE Total				29,090,380	26,803,719	81,363
TEXAS	KATRINA	3216EM	9/2/2005	433,363,351	427,694,804	291,493,314
	RITA	1606DR	9/24/2005	1,970,099,529	1,780,787,834	951,104,909
		3261EM	9/21/2005	130,100,539	130,016,890	5,576,476
TEXAS Total				2,533,563,419	2,338,499,528	1,248,174,699
UTAH	KATRINA	3223EM	9/5/2005	1,115,201	1,091,883	707,389
UTAH Total				1,115,201	1,091,883	707,389
VIRGINIA	KATRINA	3240EM	9/12/2005	570,010	483,298	153,073
VIRGINIA Total				570,010	483,298	153,073
WASHINGTON	KATRINA	3227EM	9/7/2005	3,190,612	3,075,594	207,237
WASHINGTON Total				3,190,612	3,075,594	207,237
WEST VIRGINIA	KATRINA	3221EM	9/5/2005	351,811	287,104	109,947
WEST VIRGINIA Total				351,811	287,104	109,947
WISCONSIN	KATRINA	3249EM	9/13/2005	3,575,965	2,817,397	107,788
WISCONSIN Total				3,575,965	2,817,397	107,788
Grand Total				31,309,043,569	28,430,455,352	14,509,076,692

FINANCIAL INFORMATION TOOL
FOR HURRICANE KATRINA, RITA, & WILMA DECLARATIONS ONLY

AS OF 03-08-2006 AT 7 AM

PROG CODE	STATE NAME	EVENT NAME	DECLARED	PROGRAM AREA	ALLOCATIONS	OBLIGATIONS	EXPENDITURES
1602DR	FLORIDA	KATRINA	8/28/2005	2-INFRASTRUCTURE 4-OPERATIONS 5-ADMINISTRATION	154,558,474 10,000 31,798,770	148,214,962 10,000 30,363,978	63,339,235 11,368,278
1602DR Total					186,367,244	178,588,940	74,707,512
1603DR	LOUISIANA	KATRINA	8/29/2005	1-HUMAN SERVICES 2-INFRASTRUCTURE 3-MITIGATION 4-OPERATIONS 5-ADMINISTRATION	7,815,709,868 1,576,306,247 10,964,976 2,924,777,501 3,504,151,148	6,738,023,430 1,537,265,448 6,449,718 2,924,705,000 2,989,575,887	5,708,034,715 654,488,448 1,479,086 82,561,175 985,480,021
1603DR Total					15,831,909,740	14,196,019,482	7,432,043,445
1604DR	MISSISSIPPI	KATRINA	8/29/2005	1-HUMAN SERVICES 2-INFRASTRUCTURE 3-MITIGATION 4-OPERATIONS 5-ADMINISTRATION	2,913,660,449 917,715,778 15,498,947 1,293,292,910 2,606,555,101	2,305,607,126 884,629,903 10,923,894 1,256,824,709 2,511,892,014	1,945,308,273 468,624,644 790,516 77,239,237 870,591,940
1604DR Total					7,746,723,186	6,969,877,646	3,362,554,610
1605DR	ALABAMA	KATRINA	8/29/2005	1-HUMAN SERVICES 2-INFRASTRUCTURE 3-MITIGATION 4-OPERATIONS 5-ADMINISTRATION	1,195,892,878 96,426,362 2,784,984 181,500,000 189,457,857	1,138,995,851 93,391,578 2,449,984 181,500,000 177,517,323	942,661,430 58,964,939 525,974 3,708,261 78,108,603
1605DR Total					1,666,062,081	1,593,854,736	1,083,969,207
1606DR	TEXAS	RITA	9/24/2005	1-HUMAN SERVICES 2-INFRASTRUCTURE 3-MITIGATION 4-OPERATIONS 5-ADMINISTRATION	945,662,790 177,493,900 11,399,991 245,150,000 590,392,848	856,253,509 174,672,625 2,699,991 242,467,600 504,694,109	663,068,797 97,975,709 276,302 189,784,102
1606DR Total					1,970,099,529	1,780,787,834	951,104,909
1607DR	LOUISIANA	RITA	9/24/2005	1-HUMAN SERVICES 2-INFRASTRUCTURE 3-MITIGATION 4-OPERATIONS 5-ADMINISTRATION	577,178,544 77,164,097 4,844,983 530,036,000 413,651,513	528,681,914 74,344,587 4,099,943 530,036,000 359,259,980	517,707,122 18,337,077 390,407 900,479 131,114,768
1607DR Total					1,602,875,137	1,496,422,425	668,449,852
1609DR	FLORIDA	WILMA	10/24/2005	1-HUMAN SERVICES 2-INFRASTRUCTURE 3-MITIGATION 4-OPERATIONS 5-ADMINISTRATION	476,007,529 501,160,300 1,000,000 234,028,384 306,570,207	456,752,619 500,757,569 599,900 234,028,384 276,068,637	373,572,072 137,691,211 18,334 747,050 49,700,583
1609DR Total					1,518,766,420	1,468,207,108	561,729,250
3212EM	LOUISIANA	KATRINA	8/27/2005	2-INFRASTRUCTURE 4-OPERATIONS 5-ADMINISTRATION	 1,500,000 11,008,058	 1,500,000 11,008,058	 649,898
3212EM Total					12,508,058	12,508,058	649,898
3213EM	MISSISSIPPI	KATRINA	8/28/2005	2-INFRASTRUCTURE 4-OPERATIONS 5-ADMINISTRATION	 2,622,585	 2,622,585	 87,058
3213EM Total					2,622,585	2,622,585	87,058

PROG CODE	STATE NAME	EVENT NAME	DECLARED	PROGRAM AREA	ALLOCATIONS	OBLIGATIONS	EXPENDITURES
3214EM	ALABAMA	KATRINA	8/28/2005	2-INFRASTRUCTURE 4-OPERATIONS 5-ADMINISTRATION	84,454	84,454	52,976
3214EM Total					84,454	84,454	52,976
3215EM	ARKANSAS	KATRINA	9/2/2005	2-INFRASTRUCTURE 4-OPERATIONS 5-ADMINISTRATION	33,583,900 3,500,000 3,830,259	32,886,684 3,500,000 3,168,781	29,411,960 2,481,092
3215EM Total					40,914,159	39,555,465	31,893,052
3216EM	TEXAS	KATRINA	9/2/2005	2-INFRASTRUCTURE 4-OPERATIONS 5-ADMINISTRATION	371,250,699 37,740,000 24,372,652	368,227,696 37,740,000 21,727,108	283,556,405 7,936,910
3216EM Total					433,363,351	427,694,804	291,493,314
3217EM	TENNESSEE	KATRINA	9/5/2005	2-INFRASTRUCTURE 4-OPERATIONS 5-ADMINISTRATION	29,000,000 5,000 85,380	26,713,339 5,000 85,380	81,363
3217EM Total					29,090,380	26,803,719	81,363
3218EM	GEORGIA	KATRINA	9/5/2005	2-INFRASTRUCTURE 5-ADMINISTRATION	20,400,000 92,000	19,668,821 92,000	7,742,250 767
3218EM Total					20,492,000	19,760,821	7,743,017
3219EM	OKLAHOMA	KATRINA	9/5/2005	2-INFRASTRUCTURE 5-ADMINISTRATION	6,435,313 176,910	6,286,938 151,210	6,129,630 132,281
3219EM Total					6,612,223	6,438,148	6,261,911
3220EM	FLORIDA	KATRINA	9/5/2005	2-INFRASTRUCTURE 5-ADMINISTRATION	9,200,000 2,272	7,845,819 2,272	9,301 2,272
3220EM Total					9,202,272	7,848,091	11,573
3221EM	WEST VIRGINIA	KATRINA	9/5/2005	2-INFRASTRUCTURE 5-ADMINISTRATION	186,000 165,811	185,820 101,285	11,522 98,426
3221EM Total					351,811	287,104	109,947
3222EM	NORTH CAROLINA	KATRINA	9/5/2005	2-INFRASTRUCTURE 5-ADMINISTRATION	2,000,000 2,261	1,968,692 2,261	934,180 261
3222EM Total					2,002,261	1,970,953	934,441
3223EM	UTAH	KATRINA	9/5/2005	2-INFRASTRUCTURE 4-OPERATIONS 5-ADMINISTRATION	990,895 5,000 119,306	990,895 5,000 95,988	669,307 38,082
3223EM Total					1,115,201	1,091,883	707,389
3224EM	COLORADO	KATRINA	9/5/2005	2-INFRASTRUCTURE 4-OPERATIONS 5-ADMINISTRATION	11,791,634 436,638	11,791,633 371,446	10,141,084 342,682
3224EM Total					12,228,272	12,163,079	10,483,766
3225EM	MICHIGAN	KATRINA	9/7/2005	2-INFRASTRUCTURE 5-ADMINISTRATION	1,100,000 402,484	870,907 261,713	82,062 132,878
3225EM Total					1,502,484	1,132,621	214,940
3226EM	DISTRICT OF COLUMBIA	KATRINA	9/7/2005	2-INFRASTRUCTURE 5-ADMINISTRATION	521,438 138,803	485,870 56,221	51,705
3226EM Total					660,241	542,092	51,705
3227EM	WASHINGTON	KATRINA	9/7/2005	2-INFRASTRUCTURE 5-ADMINISTRATION	2,865,178 325,434	2,865,175 210,419	207,237
3227EM Total					3,190,612	3,075,594	207,237
3228EM	OREGON	KATRINA	9/7/2005	2-INFRASTRUCTURE 5-ADMINISTRATION	1,969,791 45,053	1,969,787 38,096	232,546 31,133
3228EM Total					2,014,844	2,007,883	263,679
3229EM	NEW MEXICO	KATRINA	9/7/2005	2-INFRASTRUCTURE 5-ADMINISTRATION	2,095,700 106,507	798,450 70,140	79,467 65,627
3229EM Total					2,202,207	868,590	145,094

PROG CODE	STATE NAME	EVENT NAME	DECLARED	PROGRAM AREA	ALLOCATIONS	OBLIGATIONS	EXPENDITURES
3230EM	ILLINOIS	KATRINA	9/7/2005	2-INFRASTRUCTURE 5-ADMINISTRATION	2,418,578 263,877	706,621 223,358	626,032 128,405
3230EM Total					2,682,455	929,979	754,436
3231EM	KENTUCKY	KATRINA	9/10/2005	2-INFRASTRUCTURE 5-ADMINISTRATION	4,000,000 22,000	3,911,772 22,000	571,688 7,961
3231EM Total					4,022,000	3,933,772	579,649
3232EM	MISSOURI	KATRINA	9/10/2005	2-INFRASTRUCTURE 5-ADMINISTRATION	2,005,000 835,902	205,844 540,087	506,635
3232EM Total					2,840,902	745,931	506,635
3233EM	SOUTH CAROLINA	KATRINA	9/10/2005	2-INFRASTRUCTURE 5-ADMINISTRATION	3,114,915 57,000	2,711,794 57,000	992,625 40,089
3233EM Total					3,171,915	2,768,794	1,032,714
3234EM	SOUTH DAKOTA	KATRINA	9/10/2005	2-INFRASTRUCTURE 5-ADMINISTRATION	261,722 82,700	261,676 60,044	195,435 5,630
3234EM Total					344,422	321,720	201,065
3235EM	PENNSYLVANIA	KATRINA	9/10/2005	2-INFRASTRUCTURE 5-ADMINISTRATION	2,000,000 300,075	1,754,276 204,731	683,913 195,828
3235EM Total					2,300,075	1,959,007	879,741
3236EM	KANSAS	KATRINA	9/10/2005	2-INFRASTRUCTURE 5-ADMINISTRATION	161,000 56,298	160,818 30,098	109,133 187
3236EM Total					217,298	190,917	109,320
3237EM	ALABAMA	KATRINA	9/10/2005	2-INFRASTRUCTURE 4-OPERATIONS 5-ADMINISTRATION	2,500,000 1,000,000	972,490 1,000,000	807,775
3237EM Total					3,500,000	1,972,490	807,775
3238EM	INDIANA	KATRINA	9/10/2005	2-INFRASTRUCTURE 5-ADMINISTRATION	4,127,992 72,864	3,789,690 51,942	1,942
3238EM Total					4,200,856	3,841,632	1,942
3239EM	IOWA	KATRINA	9/10/2005	2-INFRASTRUCTURE 5-ADMINISTRATION	209,000 66,380	206,761 55,712	17,557 5,639
3239EM Total					275,380	262,472	23,196
3240EM	VIRGINIA	KATRINA	9/12/2005	2-INFRASTRUCTURE 5-ADMINISTRATION	404,100 165,910	399,591 83,706	70,466 82,606
3240EM Total					570,010	483,298	153,073
3241EM	ARIZONA	KATRINA	9/12/2005	2-INFRASTRUCTURE 5-ADMINISTRATION	3,200,000 2,213,580	3,179,929 2,174,029	2,865,319 99,039
3241EM Total					5,413,580	5,353,959	2,964,359
3242EM	MINNESOTA	KATRINA	9/13/2005	2-INFRASTRUCTURE 5-ADMINISTRATION	15,000,000 74,450	3,449,504 50,000	903,695
3242EM Total					15,074,450	3,499,504	903,695
3243EM	NEVADA	KATRINA	9/13/2005	2-INFRASTRUCTURE 5-ADMINISTRATION	1,000,000 263,140	563,921 230,345	289,911 145,992
3243EM Total					1,263,140	794,266	435,902
3244EM	IDAHO	KATRINA	9/13/2005	2-INFRASTRUCTURE 5-ADMINISTRATION	584,137 35,700	584,134 10,108	17,450 9,860
3244EM Total					619,837	594,243	27,309
3245EM	NEBRASKA	KATRINA	9/13/2005	2-INFRASTRUCTURE 5-ADMINISTRATION	210,100 56,602	210,100 55,277	21,489 1,302
3245EM Total					266,702	265,377	22,790
3246EM	CONNECTICUT	KATRINA	9/13/2005	2-INFRASTRUCTURE 5-ADMINISTRATION	1,000,000 63,173	49,979 50,351	16,760
3246EM Total					1,063,173	100,330	16,760
3247EM	NORTH DAKOTA	KATRINA	9/13/2005	2-INFRASTRUCTURE 5-ADMINISTRATION	88,387	68,149	19,239

PROG CODE	STATE NAME	EVENT NAME	DECLARED	PROGRAM AREA	ALLOCATIONS	OBLIGATIONS	EXPENDITURES
3247EM Total					88,387	68,149	19,239
3248EM	CALIFORNIA	KATRINA	9/13/2005	2-INFRASTRUCTURE 5-ADMINISTRATION	628,220	546,518	452,055
3248EM Total					628,220	546,518	452,055
3249EM	WISCONSIN	KATRINA	9/13/2005	2-INFRASTRUCTURE 5-ADMINISTRATION	3,501,228 74,737	2,766,170 51,227	106,563 1,225
3249EM Total					3,575,965	2,817,397	107,788
3250EM	OHIO	KATRINA	9/13/2005	2-INFRASTRUCTURE 5-ADMINISTRATION	2,518,180 75,350	2,124,094 50,000	906,730
3250EM Total					2,593,530	2,174,094	906,730
3251EM	MARYLAND	KATRINA	9/13/2005	2-INFRASTRUCTURE 5-ADMINISTRATION	3,000,000 121,326	737,298 83,717	67,392 80,708
3251EM Total					3,121,326	821,015	148,100
3252EM	MASSACHUSETTS	KATRINA	9/13/2005	2-INFRASTRUCTURE 5-ADMINISTRATION	3,500,000 168,880	2,366,684 164,978	2,220,947 140,129
3252EM Total					3,668,880	2,531,662	2,361,075
3253EM	MONTANA	KATRINA	9/13/2005	2-INFRASTRUCTURE 5-ADMINISTRATION	400,000 88,952	397,372 77,682	113,594 26,541
3253EM Total					488,952	475,054	140,135
3255EM	RHODE ISLAND	KATRINA	9/19/2005	2-INFRASTRUCTURE 5-ADMINISTRATION	1,000,000 36,916	501,593 29,493	11,409
3255EM Total					1,036,916	531,086	11,409
3256EM	MAINE	KATRINA	9/19/2005	2-INFRASTRUCTURE 5-ADMINISTRATION	100,000 6,000	47,927 6,000	
3256EM Total					106,000	53,927	
3257EM	NEW JERSEY	KATRINA	9/19/2005	2-INFRASTRUCTURE 5-ADMINISTRATION	120,026 39,917	120,026 21,310	116,692 20,007
3257EM Total					159,943	141,335	136,699
3258EM	NEW HAMPSHIRE	KATRINA	9/19/2005	2-INFRASTRUCTURE 5-ADMINISTRATION	100,000 6,000	6,000	92
3258EM Total					106,000	6,000	92
3259EM	FLORIDA	RITA	9/20/2005	2-INFRASTRUCTURE 4-OPERATIONS 5-ADMINISTRATION	8,700,000 10,000 1,335,741	8,237,124 10,000 1,335,741	3,598,734 67,295
3259EM Total					10,045,741	9,582,864	3,666,030
3260EM	LOUISIANA	RITA	9/21/2005	2-INFRASTRUCTURE 4-OPERATIONS 5-ADMINISTRATION	1,100,000 175,000	1,100,000 175,000	
3260EM Total					1,275,000	1,275,000	
3261EM	TEXAS	RITA	9/21/2005	2-INFRASTRUCTURE 4-OPERATIONS 5-ADMINISTRATION	4,385,000 5,000,000 120,715,539	4,301,351 5,000,000 120,715,539	3,558,218 2,018,258
3261EM Total					130,100,539	130,016,890	5,576,476
3262EM	NEW YORK	KATRINA	9/30/2005	2-INFRASTRUCTURE 5-ADMINISTRATION	977,652 209,900	977,652 179,140	178,912
3262EM Total					1,187,552	1,156,791	178,912
3263EM	DELAWARE	KATRINA	9/30/2005	2-INFRASTRUCTURE 5-ADMINISTRATION	24,772 48,900	24,771 993	443
3263EM Total					73,672	25,764	443
Grand Total					31,309,043,569	28,430,455,352	14,509,076,692

**FINANCIAL INFORMATION TOOL
FOR HURRICANE KATRINA, RITA, & WILMA DECLARATIONS ONLY**

AS OF 03-08-2006 AT 7 AM

PROG CODE	STATE NAME	EVENT NAME	DECLARED	PROGRAM AREA	PROGRAM NAME	ALLOCATIONS	OBLIGATIONS	EXPENDITURES
1602DR	FLORIDA	KATRINA	8/28/2005	2-INFRASTRUCTURE	2594-INSPECTIONS	7,922,400	8,184,400	5,152,047
					416X-PUBLIC ASSISTANCE	146,636,074	140,030,562	58,187,187
				2-INFRASTRUCTURE Total		154,558,474	148,214,962	63,339,235
				4-OPERATIONS	2507-MISSIONS-TA	10,000	10,000	
					2508-MISSIONS-DFA			
				4-OPERATIONS Total		10,000	10,000	
				5-ADMINISTRATION	11XX-SALARIES & BENEFITS	2,533,231	2,048,814	2,048,814
					21XX-TRAVEL	2,062,000	2,061,975	1,615,759
					22XX-TRANSPORTION	586,000	525,020	33,037
					23XX-RENT, COMM, UTILITIES	1,677,662	1,196,275	1,089,290
					24XX-PRINT & REPRO	20,000	10,500	
					2501-MISSIONS-FOS	18,607,425	18,607,425	6,389,345
					25XX-OTHER SERVICES	5,924,696	5,744,696	122,350
	26XX-SUPPLIES & MATERIALS	236,256	74,704	37,991				
	31XX-EQUIPMENT	151,500	94,570	31,692				
5-ADMINISTRATION Total		31,798,770	30,363,978	11,368,278				
1602DR Total						186,367,244	178,588,940	74,707,512
1603DR	LOUISIANA	KATRINA	8/29/2005	1-HUMAN SERVICES	2503-UNEMPLOYMENT	164,627,958	164,627,958	164,627,958
					2504-CRISIS COUNSELING-NIMH	91,753,102	4,042,584	
					2576-LEGAL SERVICES	117,500	30,500	
					2592-INSPECTIONS	95,715,164	86,297,443	60,847,167
					4149-OTHER NEEDS ASSISTANCE	1,124,786,207	1,124,786,207	1,094,298,191
					414X-HOUSING ASSISTANCE	3,037,640,812	3,037,640,812	2,961,839,111
					4152-CRISIS COUNSELING-SCC	20,574,070	17,572,962	5,069,585
					MANUFACTURED HOUSING	3,280,495,054	2,303,024,963	1,421,352,703
				1-HUMAN SERVICES Total		7,815,709,868	6,738,023,430	5,708,034,715
				2-INFRASTRUCTURE	2594-INSPECTIONS	185,458,900	149,271,900	46,526,207
					416X-PUBLIC ASSISTANCE	1,390,847,347	1,387,993,548	607,962,241
				2-INFRASTRUCTURE Total		1,576,306,247	1,537,265,448	654,488,448
				3-MITIGATION	2593-INSPECTIONS	10,964,976	6,449,718	1,479,086
				3-MITIGATION Total		10,964,976	6,449,718	1,479,086
				4-OPERATIONS	2507-MISSIONS-TA	9,970,000	9,897,500	253,090
					2508-MISSIONS-DFA	2,914,807,501	2,914,807,500	82,308,085
				4-OPERATIONS Total		2,924,777,501	2,924,705,000	82,561,175
				5-ADMINISTRATION	11XX-SALARIES & BENEFITS	114,315,665	108,079,897	108,079,897
					21XX-TRAVEL	96,403,940	87,660,834	79,105,252
					22XX-TRANSPORTION	13,184,320	12,908,401	2,016,486
					23XX-RENT, COMM, UTILITIES	185,309,293	155,793,912	86,922,173
					24XX-PRINT & REPRO	2,334,004	1,574,030	57,044
					2501-MISSIONS-FOS	1,239,344,987	1,239,299,987	12,413,757
	25XX-OTHER SERVICES	1,328,740,269	924,476,052	439,700,345				
	26XX-SUPPLIES & MATERIALS	342,455,580	309,726,476	176,687,966				
	31XX-EQUIPMENT	123,559,040	97,830,001	67,897,352				
	32XX-LAND & STRUCTURES	7,933,620	1,655,870	638,122				
	4101-URBAN SEARCH & RESCUE	50,570,429	50,570,428	11,961,627				
5-ADMINISTRATION Total		3,504,151,148	2,989,575,887	985,480,021				
1603DR Total						15,831,909,740	14,196,019,482	7,432,043,445
1604DR	MISSISSIPPI	KATRINA	8/29/2005	1-HUMAN SERVICES	2503-UNEMPLOYMENT	55,406,856	55,750,000	55,750,000
					2504-CRISIS COUNSELING-NIMH	26,326,206	13,318,009	8,684,929
					2576-LEGAL SERVICES			
					2592-INSPECTIONS	63,870,340	50,230,691	34,631,108
					4149-OTHER NEEDS ASSISTANCE	368,963,004	368,963,004	351,299,744
					414X-HOUSING ASSISTANCE	826,565,438	826,565,350	793,569,135
					4152-CRISIS COUNSELING-SCC	11,047,063	10,916,865	4,380,325
					MANUFACTURED HOUSING	1,561,481,542	979,863,208	696,993,032
				1-HUMAN SERVICES Total		2,913,660,449	2,305,607,126	1,945,308,273
				2-INFRASTRUCTURE	2594-INSPECTIONS	82,006,900	65,306,400	21,925,762
					416X-PUBLIC ASSISTANCE	835,708,878	819,323,503	446,698,883
				2-INFRASTRUCTURE Total		917,715,778	884,629,903	468,624,644
				3-MITIGATION	2593-INSPECTIONS	10,124,761	5,549,708	547,010
	4173-HAZARD MITIGATION	5,374,186	5,374,186	243,506				

PROG CODE	STATE NAME	EVENT NAME	DECLARED	PROGRAM AREA	PROGRAM NAME	ALLOCATIONS	OBLIGATIONS	EXPENDITURES
				3-MITIGATION Total		15,498,947	10,923,894	790,516
				4-OPERATIONS	2507-MISSIONS-TA	31,013,256	11,545,056	122,758
					2508-MISSIONS-DFA	1,262,279,654	1,245,279,653	77,116,479
				4-OPERATIONS Total		1,293,292,910	1,256,824,709	77,239,237
				5-ADMINISTRATION	11XX-SALARIES & BENEFITS	99,858,241	96,381,914	96,381,914
					21XX-TRAVEL	66,244,761	60,954,075	48,108,049
					22XX-TRANSPORTION	37,400,851	26,844,175	25,809,017
					23XX-RENT, COMM, UTILITIES	48,790,651	34,459,218	17,094,434
					24XX-PRINT & REPRO	2,270,701	2,064,361	987,709
					2501-MISSIONS-FOS	1,507,266,629	1,505,826,648	231,611,019
					25XX-OTHER SERVICES	556,465,362	513,190,185	315,498,484
					26XX-SUPPLIES & MATERIALS	186,285,527	174,381,114	65,861,107
					31XX-EQUIPMENT	75,444,502	71,355,168	62,963,148
					32XX-LAND & STRUCTURES	1,927,846	1,835,126	1,202,749
					4101-URBAN SEARCH & RESCUE	24,600,030	24,600,030	5,074,310
				5-ADMINISTRATION Total		2,606,555,101	2,511,892,014	870,591,940
1604DR Total						7,746,723,186	6,969,877,646	3,362,554,610
1605DR	ALABAMA	KATRINA	8/29/2005	1-HUMAN SERVICES	2503-UNEMPLOYMENT	1,150,000	1,150,000	1,150,000
					2504-CRISIS COUNSELING-NIMH	4,436,110	488,246	
					2576-LEGAL SERVICES	5,000	5,000	3,875
					2592-INSPECTIONS	20,123,500	8,123,500	6,929,198
					4149-OTHER NEEDS ASSISTANCE	31,483,233	31,483,233	28,157,254
					414X-HOUSING ASSISTANCE	87,711,550	87,711,550	86,013,005
					4152-CRISIS COUNSELING-SCC	3,135,574	3,135,574	996,179
					MANUFACTURED HOUSING	1,047,847,911	1,006,898,748	819,411,919
				1-HUMAN SERVICES Total		1,195,892,878	1,138,995,851	942,661,430
				2-INFRASTRUCTURE	2594-INSPECTIONS	1,449,000	1,448,600	586,893
					416X-PUBLIC ASSISTANCE	94,977,362	91,942,978	58,378,046
				2-INFRASTRUCTURE Total		96,426,362	93,391,578	58,964,939
				3-MITIGATION	2593-INSPECTIONS	2,784,984	2,449,984	525,974
				3-MITIGATION Total		2,784,984	2,449,984	525,974
				4-OPERATIONS	2507-MISSIONS-TA	3,000,000	3,000,000	
					2508-MISSIONS-DFA	178,500,000	178,500,000	3,708,261
				4-OPERATIONS Total		181,500,000	181,500,000	3,708,261
				5-ADMINISTRATION	11XX-SALARIES & BENEFITS	16,081,005	13,643,899	13,643,899
					21XX-TRAVEL	17,935,497	17,934,676	13,510,346
					22XX-TRANSPORTION	2,414,000	1,105,600	111,306
					23XX-RENT, COMM, UTILITIES	7,659,755	6,652,349	3,120,729
					24XX-PRINT & REPRO	386,892	265,327	103,278
					2501-MISSIONS-FOS	81,979,350	81,978,622	10,572,396
					25XX-OTHER SERVICES	54,378,943	48,404,161	32,577,071
					26XX-SUPPLIES & MATERIALS	5,250,540	4,535,962	2,018,988
					31XX-EQUIPMENT	3,371,876	2,996,727	2,450,589
				5-ADMINISTRATION Total		189,457,857	177,517,323	78,108,603
1605DR Total						1,666,062,081	1,593,854,736	1,083,969,207
1606DR	TEXAS	RITA	9/24/2005	1-HUMAN SERVICES	2503-UNEMPLOYMENT	6,982,008	6,529,529	6,529,529
					2504-CRISIS COUNSELING-NIMH			
					2576-LEGAL SERVICES	5,000		
					2592-INSPECTIONS	37,694,000	37,661,997	25,079,977
					4149-OTHER NEEDS ASSISTANCE			(500)
					414X-HOUSING ASSISTANCE	636,014,899	636,014,000	494,706,585
					4152-CRISIS COUNSELING-SCC	4,301,483	650,742	
					4154-OTHER NEEDS ASSISTANCE	68,880,000	68,880,000	60,012,743
					MANUFACTURED HOUSING	191,785,400	106,517,240	76,740,463
				1-HUMAN SERVICES Total		945,662,790	856,253,509	663,068,797
				2-INFRASTRUCTURE	2594-INSPECTIONS	14,543,900	11,930,400	3,599,890
					416X-PUBLIC ASSISTANCE	162,950,000	162,742,225	94,375,819
				2-INFRASTRUCTURE Total		177,493,900	174,672,625	97,975,709
				3-MITIGATION	2593-INSPECTIONS	11,399,991	2,699,991	276,302
				3-MITIGATION Total		11,399,991	2,699,991	276,302
				4-OPERATIONS	2507-MISSIONS-TA	100,000		
					2508-MISSIONS-DFA	245,050,000	242,367,600	
				4-OPERATIONS Total		245,150,000	242,467,600	
				5-ADMINISTRATION	11XX-SALARIES & BENEFITS	30,118,356	27,544,997	27,544,997
					21XX-TRAVEL	26,498,700	26,208,742	21,296,886
					22XX-TRANSPORTION	2,549,000	420,000	76,473

PROG CODE	STATE NAME	EVENT NAME	DECLARED	PROGRAM AREA	PROGRAM NAME	ALLOCATIONS	OBLIGATIONS	EXPENDITURES
					23XX-RENT, COMM, UTILITIES	11,652,975	8,691,887	4,174,280
					24XX-PRINT & REPRO	543,000	372,676	137,920
					2501-MISSIONS-FOS	264,878,000	259,433,000	2,272,038
					25XX-OTHER SERVICES	219,924,400	154,663,949	126,134,651
					26XX-SUPPLIES & MATERIALS	8,088,417	3,615,205	1,576,320
					31XX-EQUIPMENT	6,876,000	4,479,653	4,071,649
					4101-URBAN SEARCH & RESCUE	19,264,000	19,264,000	2,498,888
					5-ADMINISTRATION Total	590,392,848	504,694,109	189,784,102
1606DR Total						1,970,099,529	1,780,787,834	951,104,909
1607DR	LOUISIANA	RITA	9/24/2005	1-HUMAN SERVICES	2503-UNEMPLOYMENT	11,309,413	11,309,413	11,309,413
					2592-INSPECTIONS	27,504,750	27,504,750	19,867,395
					4149-OTHER NEEDS ASSISTANCE	90,975,000	90,975,000	89,931,795
					414X-HOUSING ASSISTANCE	397,377,381	397,377,381	395,716,347
					MANUFACTURED HOUSING	50,012,000	1,515,370	882,172
					1-HUMAN SERVICES Total	577,178,544	528,681,914	517,707,122
				2-INFRASTRUCTURE	2594-INSPECTIONS	3,852,000	2,375,000	241,140
					416X-PUBLIC ASSISTANCE	73,312,097	71,969,587	18,095,937
					2-INFRASTRUCTURE Total	77,164,097	74,344,587	18,337,077
				3-MITIGATION	2593-INSPECTIONS	4,844,983	4,099,943	390,407
					3-MITIGATION Total	4,844,983	4,099,943	390,407
				4-OPERATIONS	2507-MISSIONS-TA	1,000,000	1,000,000	
					2508-MISSIONS-DFA	529,036,000	529,036,000	900,479
					4-OPERATIONS Total	530,036,000	530,036,000	900,479
				5-ADMINISTRATION	11XX-SALARIES & BENEFITS	9,268,671	8,313,127	8,313,127
					21XX-TRAVEL	2,627,800	2,625,662	2,521,902
					22XX-TRANSPORTION	1,150,000	52,000	12,734
					23XX-RENT, COMM, UTILITIES	8,544,350	6,304,931	3,634,615
					24XX-PRINT & REPRO	550,000	299,910	71,747
					2501-MISSIONS-FOS	49,337,685	49,337,685	819,898
					25XX-OTHER SERVICES	295,350,237	250,284,056	86,226,500
					26XX-SUPPLIES & MATERIALS	40,200,770	37,455,859	28,889,186
					31XX-EQUIPMENT	3,016,000	1,500,751	55,890
					32XX-LAND & STRUCTURES	400,000		
					4101-URBAN SEARCH & RESCUE	3,206,000	3,086,000	569,169
					5-ADMINISTRATION Total	413,651,513	359,259,980	131,114,768
1607DR Total						1,602,875,137	1,496,422,425	668,449,852
1609DR	FLORIDA	WILMA	10/24/2005	1-HUMAN SERVICES	2503-UNEMPLOYMENT	5,770,125	5,770,125	5,770,125
					2504-CRISIS COUNSELING-NIMH	3,246,808		
					2576-LEGAL SERVICES	5,000	5,000	
					2592-INSPECTIONS	42,429,400	39,133,000	31,333,947
					4149-OTHER NEEDS ASSISTANCE	183,000,000	183,000,000	144,785,059
					414X-HOUSING ASSISTANCE	150,695,000	150,695,000	131,916,972
					4152-CRISIS COUNSELING-SCC	1,848,196	1,751,789	
					MANUFACTURED HOUSING	89,013,000	76,397,704	59,765,969
					1-HUMAN SERVICES Total	476,007,529	456,752,619	373,572,072
				2-INFRASTRUCTURE	2594-INSPECTIONS	28,110,300	28,110,300	4,286,306
					416X-PUBLIC ASSISTANCE	473,050,000	472,647,269	133,404,905
					2-INFRASTRUCTURE Total	501,160,300	500,757,569	137,691,211
				3-MITIGATION	2593-INSPECTIONS	1,000,000	599,900	18,334
					3-MITIGATION Total	1,000,000	599,900	18,334
				4-OPERATIONS	2507-MISSIONS-TA	700,000	700,000	13,795
					2508-MISSIONS-DFA	233,328,384	233,328,384	733,254
					4-OPERATIONS Total	234,028,384	234,028,384	747,050
				5-ADMINISTRATION	11XX-SALARIES & BENEFITS	25,491,330	26,710,801	26,710,801
					21XX-TRAVEL	12,909,700	12,690,902	10,398,054
					22XX-TRANSPORTION	12,725,440	10,225,440	1,190,390
					23XX-RENT, COMM, UTILITIES	5,871,000	1,658,595	1,531,762
					24XX-PRINT & REPRO	323,500	265,870	91,895
					2501-MISSIONS-FOS	132,029,012	132,029,012	6,634,748
					25XX-OTHER SERVICES	18,150,000	11,245,587	1,593,091
					26XX-SUPPLIES & MATERIALS	91,470,000	74,511,034	805,929
					31XX-EQUIPMENT	1,310,000	481,172	321,280
					32XX-LAND & STRUCTURES	74,225	34,225	12,446
					4101-URBAN SEARCH & RESCUE	6,216,000	6,216,000	410,186
					5-ADMINISTRATION Total	306,570,207	276,068,637	49,700,583
1609DR Total						1,518,766,420	1,468,207,108	561,729,250

PROG CODE	STATE NAME	EVENT NAME	DECLARED	PROGRAM AREA	PROGRAM NAME	ALLOCATIONS	OBLIGATIONS	EXPENDITURES		
3212EM	LOUISIANA	KATRINA	8/27/2005	2-INFRASTRUCTURE	416X-PUBLIC ASSISTANCE					
				2-INFRASTRUCTURE Total						
				4-OPERATIONS	2508-MISSIONS-DFA	1,500,000	1,500,000			
				4-OPERATIONS Total				1,500,000	1,500,000	
				5-ADMINISTRATION	11XX-SALARIES & BENEFITS	1,922	1,922	1,922		
					21XX-TRAVEL	5,559	5,559	5,559		
					22XX-TRANSPORTION					
					23XX-RENT, COMM, UTILITIES	588,577	588,577	538,577		
					24XX-PRINT & REPRO					
					2501-MISSIONS-FOS	10,370,000	10,370,000	62,555		
	25XX-OTHER SERVICES	40,000	40,000	40,000						
	26XX-SUPPLIES & MATERIALS	2,000	2,000	1,284						
	31XX-EQUIPMENT									
5-ADMINISTRATION Total				11,008,058	11,008,058	649,898				
3212EM Total						12,508,058	12,508,058	649,898		
3213EM	MISSISSIPPI	KATRINA	8/28/2005	2-INFRASTRUCTURE	416X-PUBLIC ASSISTANCE					
				2-INFRASTRUCTURE Total						
				4-OPERATIONS	2507-MISSIONS-TA					
					2508-MISSIONS-DFA					
				4-OPERATIONS Total						
				5-ADMINISTRATION	11XX-SALARIES & BENEFITS	288	288	288		
					21XX-TRAVEL					
					22XX-TRANSPORTION					
					23XX-RENT, COMM, UTILITIES					
					24XX-PRINT & REPRO					
	2501-MISSIONS-FOS	2,612,457	2,612,457	86,770						
	25XX-OTHER SERVICES	9,840	9,840							
	26XX-SUPPLIES & MATERIALS									
5-ADMINISTRATION Total				2,622,585	2,622,585	87,058				
3213EM Total						2,622,585	2,622,585	87,058		
3214EM	ALABAMA	KATRINA	8/28/2005	2-INFRASTRUCTURE	416X-PUBLIC ASSISTANCE					
				2-INFRASTRUCTURE Total						
				4-OPERATIONS	2507-MISSIONS-TA					
					2508-MISSIONS-DFA					
				4-OPERATIONS Total						
				5-ADMINISTRATION	11XX-SALARIES & BENEFITS					
					21XX-TRAVEL					
					22XX-TRANSPORTION					
					23XX-RENT, COMM, UTILITIES	30,000	30,000	30,000		
					24XX-PRINT & REPRO					
	2501-MISSIONS-FOS	31,478	31,478							
	26XX-SUPPLIES & MATERIALS									
	31XX-EQUIPMENT	22,976	22,976	22,976						
5-ADMINISTRATION Total				84,454	84,454	52,976				
3214EM Total						84,454	84,454	52,976		
3215EM	ARKANSAS	KATRINA	9/2/2005	2-INFRASTRUCTURE	2594-INSPECTIONS	1,583,900	1,583,900	599,952		
					416X-PUBLIC ASSISTANCE	32,000,000	31,302,784	28,812,008		
				2-INFRASTRUCTURE Total				33,583,900	32,886,684	29,411,960
				4-OPERATIONS	2508-MISSIONS-DFA	3,500,000	3,500,000			
				4-OPERATIONS Total				3,500,000	3,500,000	
				5-ADMINISTRATION	11XX-SALARIES & BENEFITS	1,545,653	1,022,375	1,022,375		
					21XX-TRAVEL	1,300,082	1,297,149	1,200,123		
					22XX-TRANSPORTION	16,100	15,100	6,641		
					23XX-RENT, COMM, UTILITIES	311,644	191,644	158,192		
					24XX-PRINT & REPRO	6,000	5,150	2,234		
	2501-MISSIONS-FOS	465,000	465,000	7,452						
	25XX-OTHER SERVICES	7,500	5,000	1,125						
	26XX-SUPPLIES & MATERIALS	123,580	112,663	50,452						
	31XX-EQUIPMENT	54,700	54,700	32,497						
	32XX-LAND & STRUCTURES									
5-ADMINISTRATION Total				3,830,259	3,168,781	2,481,092				
3215EM Total						40,914,159	39,555,465	31,893,052		
3216EM	TEXAS	KATRINA	9/2/2005	2-INFRASTRUCTURE	2594-INSPECTIONS	6,508,500	3,877,600	1,815,625		
					416X-PUBLIC ASSISTANCE	364,742,199	364,350,096	281,740,780		
				2-INFRASTRUCTURE Total				371,250,699	368,227,696	283,556,405
4-OPERATIONS				37,740,000	37,740,000					

PROG CODE	STATE NAME	EVENT NAME	DECLARED	PROGRAM AREA	PROGRAM NAME	ALLOCATIONS	OBLIGATIONS	EXPENDITURES
				4-OPERATIONS Total		37,740,000	37,740,000	
				5-ADMINISTRATION	11XX-SALARIES & BENEFITS	2,634,491	2,479,172	2,479,172
					21XX-TRAVEL	3,211,405	3,092,405	2,830,593
					22XX-TRANSPORTION	234,000	34,000	17,207
					23XX-RENT, COMM, UTILITIES	2,095,492	2,061,022	988,442
					24XX-PRINT & REPRO	91,491	37,054	23,596
					2501-MISSIONS-FOS	11,905,000	11,905,000	7,872
					25XX-OTHER SERVICES	2,402,386	483,886	236,756
					26XX-SUPPLIES & MATERIALS	1,195,559	1,145,579	945,516
					31XX-EQUIPMENT	602,827	488,989	407,755
				5-ADMINISTRATION Total		24,372,652	21,727,108	7,936,910
3216EM Total						433,363,351	427,694,804	291,493,314
3217EM	TENNESSEE	KATRINA	9/5/2005	2-INFRASTRUCTURE	416X-PUBLIC ASSISTANCE	29,000,000	26,713,339	
				2-INFRASTRUCTURE Total		29,000,000	26,713,339	
				4-OPERATIONS	2507-MISSIONS-TA	5,000	5,000	
				4-OPERATIONS Total		5,000	5,000	
				5-ADMINISTRATION	11XX-SALARIES & BENEFITS	13,380	13,380	13,380
					21XX-TRAVEL	70,000	70,000	67,983
					22XX-TRANSPORTION			
					23XX-RENT, COMM, UTILITIES			
					24XX-PRINT & REPRO			
					2501-MISSIONS-FOS	2,000	2,000	
					26XX-SUPPLIES & MATERIALS			
				5-ADMINISTRATION Total		85,380	85,380	81,363
3217EM Total						29,090,380	26,803,719	81,363
3218EM	GEORGIA	KATRINA	9/5/2005	2-INFRASTRUCTURE	416X-PUBLIC ASSISTANCE	20,400,000	19,668,821	7,742,250
				2-INFRASTRUCTURE Total		20,400,000	19,668,821	7,742,250
				5-ADMINISTRATION	11XX-SALARIES & BENEFITS			
					21XX-TRAVEL	40,000	40,000	767
					22XX-TRANSPORTION			
					23XX-RENT, COMM, UTILITIES			
					24XX-PRINT & REPRO			
					2501-MISSIONS-FOS	52,000	52,000	
					26XX-SUPPLIES & MATERIALS			
				5-ADMINISTRATION Total		92,000	92,000	767
3218EM Total						20,492,000	19,760,821	7,743,017
3219EM	OKLAHOMA	KATRINA	9/5/2005	2-INFRASTRUCTURE	416X-PUBLIC ASSISTANCE	6,435,313	6,286,938	6,129,630
				2-INFRASTRUCTURE Total		6,435,313	6,286,938	6,129,630
				5-ADMINISTRATION	11XX-SALARIES & BENEFITS	85,951	61,897	61,897
					21XX-TRAVEL	88,459	88,459	69,574
					22XX-TRANSPORTION	500		
					23XX-RENT, COMM, UTILITIES			
					24XX-PRINT & REPRO	1,000	800	756
					25XX-OTHER SERVICES			
					26XX-SUPPLIES & MATERIALS	1,000	54	54
					31XX-EQUIPMENT			
				5-ADMINISTRATION Total		176,910	151,210	132,281
3219EM Total						6,612,223	6,438,148	6,261,911
3220EM	FLORIDA	KATRINA	9/5/2005	2-INFRASTRUCTURE	416X-PUBLIC ASSISTANCE	9,200,000	7,845,819	9,301
				2-INFRASTRUCTURE Total		9,200,000	7,845,819	9,301
				5-ADMINISTRATION	11XX-SALARIES & BENEFITS	2,272	2,272	2,272
					21XX-TRAVEL			
					22XX-TRANSPORTION			
					23XX-RENT, COMM, UTILITIES			
					24XX-PRINT & REPRO			
					2501-MISSIONS-FOS			
					26XX-SUPPLIES & MATERIALS			
					31XX-EQUIPMENT			
				5-ADMINISTRATION Total		2,272	2,272	2,272
3220EM Total						9,202,272	7,848,091	11,573
3221EM	WEST VIRGINIA	KATRINA	9/5/2005	2-INFRASTRUCTURE	416X-PUBLIC ASSISTANCE	186,000	185,820	11,522
				2-INFRASTRUCTURE Total		186,000	185,820	11,522
				5-ADMINISTRATION	11XX-SALARIES & BENEFITS	87,195	70,537	70,537
					21XX-TRAVEL	78,522	30,653	27,794
					22XX-TRANSPORTION			
					23XX-RENT, COMM, UTILITIES			
					24XX-PRINT & REPRO			

PROG CODE	STATE NAME	EVENT NAME	DECLARED	PROGRAM AREA	PROGRAM NAME	ALLOCATIONS	OBLIGATIONS	EXPENDITURES
					26XX-SUPPLIES & MATERIALS	94	94	94
				5-ADMINISTRATION Total		165,811	101,285	98,426
3221EM Total						351,811	287,104	109,947
3222EM	NORTH CAROLINA	KATRINA	9/5/2005	2-INFRASTRUCTURE	416X-PUBLIC ASSISTANCE	2,000,000	1,968,692	934,180
				2-INFRASTRUCTURE Total		2,000,000	1,968,692	934,180
				5-ADMINISTRATION	11XX-SALARIES & BENEFITS	261	261	261
					21XX-TRAVEL			
					22XX-TRANSPORTION			
					23XX-RENT, COMM, UTILITIES			
					24XX-PRINT & REPRO			
					2501-MISSIONS-FOS	2,000	2,000	
					26XX-SUPPLIES & MATERIALS			
				5-ADMINISTRATION Total		2,261	2,261	261
3222EM Total						2,002,261	1,970,953	934,441
3223EM	UTAH	KATRINA	9/5/2005	2-INFRASTRUCTURE	416X-PUBLIC ASSISTANCE	990,895	990,895	669,307
				2-INFRASTRUCTURE Total		990,895	990,895	669,307
				4-OPERATIONS	2508-MISSIONS-DFA	5,000	5,000	
				4-OPERATIONS Total		5,000	5,000	
				5-ADMINISTRATION	11XX-SALARIES & BENEFITS	35,606	16,234	16,234
					21XX-TRAVEL	76,700	75,754	21,849
					22XX-TRANSPORTION			
					23XX-RENT, COMM, UTILITIES			
					24XX-PRINT & REPRO			
					26XX-SUPPLIES & MATERIALS	7,000	4,000	
				5-ADMINISTRATION Total		119,306	95,988	38,082
3223EM Total						1,115,201	1,091,883	707,389
3224EM	COLORADO	KATRINA	9/5/2005	2-INFRASTRUCTURE	416X-PUBLIC ASSISTANCE	11,791,634	11,791,633	10,141,084
				2-INFRASTRUCTURE Total		11,791,634	11,791,633	10,141,084
				4-OPERATIONS	2508-MISSIONS-DFA			
				4-OPERATIONS Total				
				5-ADMINISTRATION	11XX-SALARIES & BENEFITS	319,847	258,155	258,155
					21XX-TRAVEL	109,291	109,291	82,797
					22XX-TRANSPORTION	500		
					23XX-RENT, COMM, UTILITIES			
					24XX-PRINT & REPRO			
					2501-MISSIONS-FOS			
					26XX-SUPPLIES & MATERIALS	7,000	4,000	1,729
				5-ADMINISTRATION Total		436,638	371,446	342,682
3224EM Total						12,228,272	12,163,079	10,483,766
3225EM	MICHIGAN	KATRINA	9/7/2005	2-INFRASTRUCTURE	416X-PUBLIC ASSISTANCE	1,100,000	870,907	82,062
				2-INFRASTRUCTURE Total		1,100,000	870,907	82,062
				5-ADMINISTRATION	11XX-SALARIES & BENEFITS	182,984	69,213	69,213
					21XX-TRAVEL	215,500	190,000	62,460
					22XX-TRANSPORTION	1,000	500	493
					23XX-RENT, COMM, UTILITIES			
					24XX-PRINT & REPRO			
					26XX-SUPPLIES & MATERIALS	2,000	2,000	712
					31XX-EQUIPMENT	1,000		
				5-ADMINISTRATION Total		402,484	261,713	132,878
3225EM Total						1,502,484	1,132,621	214,940
3226EM	DISTRICT OF COLUMBIA	KATRINA	9/7/2005	2-INFRASTRUCTURE	416X-PUBLIC ASSISTANCE	521,438	485,870	
				2-INFRASTRUCTURE Total		521,438	485,870	
				5-ADMINISTRATION	11XX-SALARIES & BENEFITS	54,856	15,430	15,430
					21XX-TRAVEL	83,947	40,791	36,275
					22XX-TRANSPORTION			
					23XX-RENT, COMM, UTILITIES			
					24XX-PRINT & REPRO			
					26XX-SUPPLIES & MATERIALS			
				5-ADMINISTRATION Total		138,803	56,221	51,705
3226EM Total						660,241	542,092	51,705
3227EM	WASHINGTON	KATRINA	9/7/2005	2-INFRASTRUCTURE	416X-PUBLIC ASSISTANCE	2,865,178	2,865,175	
				2-INFRASTRUCTURE Total		2,865,178	2,865,175	
				5-ADMINISTRATION	11XX-SALARIES & BENEFITS	240,965	150,521	150,521
					21XX-TRAVEL	84,218	59,648	56,603
					22XX-TRANSPORTION			
					23XX-RENT, COMM, UTILITIES			

PROG CODE	STATE NAME	EVENT NAME	DECLARED	PROGRAM AREA	PROGRAM NAME	ALLOCATIONS	OBLIGATIONS	EXPENDITURES
					24XX-PRINT & REPRO			
					26XX-SUPPLIES & MATERIALS	250	250	113
				5-ADMINISTRATION Total		325,434	210,419	207,237
3227EM Total						3,190,612	3,075,594	207,237
3228EM	OREGON	KATRINA	9/7/2005	2-INFRASTRUCTURE	416X-PUBLIC ASSISTANCE	1,969,791	1,969,787	232,546
				2-INFRASTRUCTURE Total		1,969,791	1,969,787	232,546
				5-ADMINISTRATION	11XX-SALARIES & BENEFITS	24,131	17,674	17,674
					21XX-TRAVEL	20,922	20,422	13,459
					22XX-TRANSPORTION			
					23XX-RENT, COMM, UTILITIES			
					24XX-PRINT & REPRO			
					26XX-SUPPLIES & MATERIALS			
				5-ADMINISTRATION Total		45,053	38,096	31,133
3228EM Total						2,014,844	2,007,883	263,679
3229EM	NEW MEXICO	KATRINA	9/7/2005	2-INFRASTRUCTURE	2594-INSPECTIONS	95,700	95,700	79,467
					416X-PUBLIC ASSISTANCE	2,000,000	702,750	
				2-INFRASTRUCTURE Total		2,095,700	798,450	79,467
				5-ADMINISTRATION	11XX-SALARIES & BENEFITS	56,149	25,737	25,737
					21XX-TRAVEL	44,242	44,242	39,837
					22XX-TRANSPORTION	2,500		
					23XX-RENT, COMM, UTILITIES			
					24XX-PRINT & REPRO	500	45	37
					25XX-OTHER SERVICES			
					26XX-SUPPLIES & MATERIALS	3,116	116	16
					31XX-EQUIPMENT			
				5-ADMINISTRATION Total		106,507	70,140	65,627
3229EM Total						2,202,207	868,590	145,094
3230EM	ILLINOIS	KATRINA	9/7/2005	2-INFRASTRUCTURE	416X-PUBLIC ASSISTANCE	2,418,578	706,621	626,032
				2-INFRASTRUCTURE Total		2,418,578	706,621	626,032
				5-ADMINISTRATION	11XX-SALARIES & BENEFITS	125,581	88,875	88,875
					21XX-TRAVEL	138,296	134,483	39,530
					22XX-TRANSPORTION			
					23XX-RENT, COMM, UTILITIES			
					24XX-PRINT & REPRO			
					26XX-SUPPLIES & MATERIALS			
				5-ADMINISTRATION Total		263,877	223,358	128,405
3230EM Total						2,682,455	929,979	754,436
3231EM	KENTUCKY	KATRINA	9/10/2005	2-INFRASTRUCTURE	416X-PUBLIC ASSISTANCE	4,000,000	3,911,772	571,688
				2-INFRASTRUCTURE Total		4,000,000	3,911,772	571,688
				5-ADMINISTRATION	11XX-SALARIES & BENEFITS			
					21XX-TRAVEL	20,000	20,000	7,961
					22XX-TRANSPORTION			
					23XX-RENT, COMM, UTILITIES			
					24XX-PRINT & REPRO			
					2501-MISSIONS-FOS	2,000	2,000	
					26XX-SUPPLIES & MATERIALS			
				5-ADMINISTRATION Total		22,000	22,000	7,961
3231EM Total						4,022,000	3,933,772	579,649
3232EM	MISSOURI	KATRINA	9/10/2005	2-INFRASTRUCTURE	416X-PUBLIC ASSISTANCE	2,005,000	205,844	
				2-INFRASTRUCTURE Total		2,005,000	205,844	
				5-ADMINISTRATION	11XX-SALARIES & BENEFITS	498,522	314,758	314,758
					21XX-TRAVEL	320,880	214,329	189,101
					22XX-TRANSPORTION	1,000	1,000	790
					23XX-RENT, COMM, UTILITIES			
					24XX-PRINT & REPRO	500		
					2501-MISSIONS-FOS	5,000	5,000	
					26XX-SUPPLIES & MATERIALS	10,000	5,000	1,986
				5-ADMINISTRATION Total		835,902	540,087	506,635
3232EM Total						2,840,902	745,931	506,635
3233EM	SOUTH CAROLINA	KATRINA	9/10/2005	2-INFRASTRUCTURE	416X-PUBLIC ASSISTANCE	3,114,915	2,711,794	992,625
				2-INFRASTRUCTURE Total		3,114,915	2,711,794	992,625
				5-ADMINISTRATION	11XX-SALARIES & BENEFITS			
					21XX-TRAVEL	55,000	55,000	40,089
					22XX-TRANSPORTION			
					23XX-RENT, COMM, UTILITIES			
					24XX-PRINT & REPRO			

PROG CODE	STATE NAME	EVENT NAME	DECLARED	PROGRAM AREA	PROGRAM NAME	ALLOCATIONS	OBLIGATIONS	EXPENDITURES
					2501-MISSIONS-FOS	2,000	2,000	
					26XX-SUPPLIES & MATERIALS			
					5-ADMINISTRATION Total	57,000	57,000	40,089
3233EM Total						3,171,915	2,768,794	1,032,714
3234EM	SOUTH DAKOTA	KATRINA	9/10/2005	2-INFRASTRUCTURE	416X-PUBLIC ASSISTANCE	261,722	261,676	195,435
					2-INFRASTRUCTURE Total	261,722	261,676	195,435
				5-ADMINISTRATION	11XX-SALARIES & BENEFITS	20,700		
					21XX-TRAVEL	60,000	60,044	5,630
					22XX-TRANSPORTION			
					23XX-RENT, COMM, UTILITIES			
					24XX-PRINT & REPRO			
					26XX-SUPPLIES & MATERIALS	2,000		
					5-ADMINISTRATION Total	82,700	60,044	5,630
3234EM Total						344,422	321,720	201,065
3235EM	PENNSYLVANIA	KATRINA	9/10/2005	2-INFRASTRUCTURE	416X-PUBLIC ASSISTANCE	2,000,000	1,754,276	683,913
					2-INFRASTRUCTURE Total	2,000,000	1,754,276	683,913
				5-ADMINISTRATION	11XX-SALARIES & BENEFITS	153,646	118,432	118,432
					21XX-TRAVEL	146,429	86,299	77,396
					22XX-TRANSPORTION			
					23XX-RENT, COMM, UTILITIES			
					24XX-PRINT & REPRO			
					26XX-SUPPLIES & MATERIALS			
					5-ADMINISTRATION Total	300,075	204,731	195,828
3235EM Total						2,300,075	1,959,007	879,741
3236EM	KANSAS	KATRINA	9/10/2005	2-INFRASTRUCTURE	416X-PUBLIC ASSISTANCE	161,000	160,818	109,133
					2-INFRASTRUCTURE Total	161,000	160,818	109,133
				5-ADMINISTRATION	11XX-SALARIES & BENEFITS			
					21XX-TRAVEL	55,298	30,098	187
					22XX-TRANSPORTION			
					23XX-RENT, COMM, UTILITIES			
					24XX-PRINT & REPRO	500		
					26XX-SUPPLIES & MATERIALS	500		
					5-ADMINISTRATION Total	56,298	30,098	187
3236EM Total						217,298	190,917	109,320
3237EM	ALABAMA	KATRINA	9/10/2005	2-INFRASTRUCTURE	416X-PUBLIC ASSISTANCE	2,500,000	972,490	807,775
					2-INFRASTRUCTURE Total	2,500,000	972,490	807,775
				4-OPERATIONS	2508-MISSIONS-DFA	1,000,000	1,000,000	
					4-OPERATIONS Total	1,000,000	1,000,000	
				5-ADMINISTRATION	11XX-SALARIES & BENEFITS			
					21XX-TRAVEL			
					22XX-TRANSPORTION			
					23XX-RENT, COMM, UTILITIES			
					24XX-PRINT & REPRO			
					26XX-SUPPLIES & MATERIALS			
					5-ADMINISTRATION Total			
3237EM Total						3,500,000	1,972,490	807,775
3238EM	INDIANA	KATRINA	9/10/2005	2-INFRASTRUCTURE	416X-PUBLIC ASSISTANCE	4,127,992	3,789,690	
					2-INFRASTRUCTURE Total	4,127,992	3,789,690	
				5-ADMINISTRATION	11XX-SALARIES & BENEFITS	12,264	1,942	1,942
					21XX-TRAVEL	60,600	50,000	
					22XX-TRANSPORTION			
					23XX-RENT, COMM, UTILITIES			
					24XX-PRINT & REPRO			
					26XX-SUPPLIES & MATERIALS			
					5-ADMINISTRATION Total	72,864	51,942	1,942
3238EM Total						4,200,856	3,841,632	1,942
3239EM	IOWA	KATRINA	9/10/2005	2-INFRASTRUCTURE	416X-PUBLIC ASSISTANCE	209,000	206,761	17,557
					2-INFRASTRUCTURE Total	209,000	206,761	17,557
				5-ADMINISTRATION	11XX-SALARIES & BENEFITS	10,350	712	712
					21XX-TRAVEL	55,030	55,000	4,928
					22XX-TRANSPORTION			
					23XX-RENT, COMM, UTILITIES			
					24XX-PRINT & REPRO	500		
					26XX-SUPPLIES & MATERIALS	500		
					5-ADMINISTRATION Total	66,380	55,712	5,639
3239EM Total						275,380	262,472	23,196

PROG CODE	STATE NAME	EVENT NAME	DECLARED	PROGRAM AREA	PROGRAM NAME	ALLOCATIONS	OBLIGATIONS	EXPENDITURES
3240EM	VIRGINIA	KATRINA	9/12/2005	2-INFRASTRUCTURE	2594-INSPECTIONS	339,100	339,100	52,433
					416X-PUBLIC ASSISTANCE	65,000	60,491	18,034
				2-INFRASTRUCTURE Total		404,100	399,591	70,466
				5-ADMINISTRATION	11XX-SALARIES & BENEFITS	102,910	72,260	72,260
					21XX-TRAVEL	63,000	11,447	10,347
					22XX-TRANSPORTION			
				23XX-RENT, COMM, UTILITIES				
				24XX-PRINT & REPRO				
				26XX-SUPPLIES & MATERIALS				
5-ADMINISTRATION Total		165,910	83,706	82,606				
3240EM Total		570,010	483,298	153,073				
3241EM	ARIZONA	KATRINA	9/12/2005	2-INFRASTRUCTURE	416X-PUBLIC ASSISTANCE	3,200,000	3,179,929	2,865,319
				2-INFRASTRUCTURE Total		3,200,000	3,179,929	2,865,319
				5-ADMINISTRATION	11XX-SALARIES & BENEFITS	24,840	15,289	15,289
					21XX-TRAVEL	188,740	158,740	83,569
					22XX-TRANSPORTION			
					23XX-RENT, COMM, UTILITIES			
	24XX-PRINT & REPRO							
	2501-MISSIONS-FOS	2,000,000	2,000,000	181				
	26XX-SUPPLIES & MATERIALS							
5-ADMINISTRATION Total		2,213,580	2,174,029	99,039				
3241EM Total		5,413,580	5,353,959	2,964,359				
3242EM	MINNESOTA	KATRINA	9/13/2005	2-INFRASTRUCTURE	416X-PUBLIC ASSISTANCE	15,000,000	3,449,504	903,695
				2-INFRASTRUCTURE Total		15,000,000	3,449,504	903,695
				5-ADMINISTRATION	11XX-SALARIES & BENEFITS	11,150		
					21XX-TRAVEL	63,300	50,000	
					22XX-TRANSPORTION			
					23XX-RENT, COMM, UTILITIES			
	24XX-PRINT & REPRO							
	26XX-SUPPLIES & MATERIALS							
5-ADMINISTRATION Total		74,450	50,000					
3242EM Total		15,074,450	3,499,504	903,695				
3243EM	NEVADA	KATRINA	9/13/2005	2-INFRASTRUCTURE	416X-PUBLIC ASSISTANCE	1,000,000	563,921	289,911
				2-INFRASTRUCTURE Total		1,000,000	563,921	289,911
				5-ADMINISTRATION	11XX-SALARIES & BENEFITS	44,340	41,545	41,545
					21XX-TRAVEL	218,800	188,800	104,446
					22XX-TRANSPORTION			
					23XX-RENT, COMM, UTILITIES			
	24XX-PRINT & REPRO							
	26XX-SUPPLIES & MATERIALS							
5-ADMINISTRATION Total		263,140	230,345	145,992				
3243EM Total		1,263,140	794,266	435,902				
3244EM	IDAHO	KATRINA	9/13/2005	2-INFRASTRUCTURE	416X-PUBLIC ASSISTANCE	584,137	584,134	17,450
				2-INFRASTRUCTURE Total		584,137	584,134	17,450
				5-ADMINISTRATION	11XX-SALARIES & BENEFITS	20,700	5,965	5,965
					21XX-TRAVEL	15,000	4,143	3,894
					22XX-TRANSPORTION			
					23XX-RENT, COMM, UTILITIES			
	24XX-PRINT & REPRO							
	26XX-SUPPLIES & MATERIALS							
5-ADMINISTRATION Total		35,700	10,108	9,860				
3244EM Total		619,837	594,243	27,309				
3245EM	NEBRASKA	KATRINA	9/13/2005	2-INFRASTRUCTURE	416X-PUBLIC ASSISTANCE	210,100	210,100	21,489
				2-INFRASTRUCTURE Total		210,100	210,100	21,489
				5-ADMINISTRATION	11XX-SALARIES & BENEFITS			
					21XX-TRAVEL	55,602	55,277	1,302
					22XX-TRANSPORTION			
					23XX-RENT, COMM, UTILITIES			
	24XX-PRINT & REPRO	500						
	26XX-SUPPLIES & MATERIALS	500						
5-ADMINISTRATION Total		56,602	55,277	1,302				
3245EM Total		266,702	265,377	22,790				
3246EM	CONNECTICUT	KATRINA	9/13/2005	2-INFRASTRUCTURE	416X-PUBLIC ASSISTANCE	1,000,000	49,979	
				2-INFRASTRUCTURE Total		1,000,000	49,979	
				5-ADMINISTRATION	11XX-SALARIES & BENEFITS	23,373	10,551	10,551
	21XX-TRAVEL	39,800	39,800	6,209				

PROG CODE	STATE NAME	EVENT NAME	DECLARED	PROGRAM AREA	PROGRAM NAME	ALLOCATIONS	OBLIGATIONS	EXPENDITURES
					22XX-TRANSPORTION 23XX-RENT, COMM, UTILITIES 24XX-PRINT & REPRO 26XX-SUPPLIES & MATERIALS			
				5-ADMINISTRATION Total		63,173	50,351	16,760
3246EM Total						1,063,173	100,330	16,760
3247EM	NORTH DAKOTA	KATRINA	9/13/2005	2-INFRASTRUCTURE	416X-PUBLIC ASSISTANCE			
				2-INFRASTRUCTURE Total				
				5-ADMINISTRATION	11XX-SALARIES & BENEFITS 21XX-TRAVEL 22XX-TRANSPORTION 23XX-RENT, COMM, UTILITIES 24XX-PRINT & REPRO 25XX-OTHER SERVICES 26XX-SUPPLIES & MATERIALS	20,700 63,454 500 1,233 2,500	3,462 63,454 1,233	3,462 15,778
				5-ADMINISTRATION Total		88,387	68,149	19,239
3247EM Total						88,387	68,149	19,239
3248EM	CALIFORNIA	KATRINA	9/13/2005	2-INFRASTRUCTURE	416X-PUBLIC ASSISTANCE			
				2-INFRASTRUCTURE Total				
				5-ADMINISTRATION	11XX-SALARIES & BENEFITS 21XX-TRAVEL 22XX-TRANSPORTION 23XX-RENT, COMM, UTILITIES 24XX-PRINT & REPRO 26XX-SUPPLIES & MATERIALS	198,720 429,500 	219,738 326,780 	219,738 232,317
				5-ADMINISTRATION Total		628,220	546,518	452,055
3248EM Total						628,220	546,518	452,055
3249EM	WISCONSIN	KATRINA	9/13/2005	2-INFRASTRUCTURE	416X-PUBLIC ASSISTANCE	3,501,228	2,766,170	106,563
				2-INFRASTRUCTURE Total		3,501,228	2,766,170	106,563
				5-ADMINISTRATION	11XX-SALARIES & BENEFITS 21XX-TRAVEL 22XX-TRANSPORTION 23XX-RENT, COMM, UTILITIES 24XX-PRINT & REPRO 26XX-SUPPLIES & MATERIALS	11,437 63,300 	1,137 50,090 	1,137 88
				5-ADMINISTRATION Total		74,737	51,227	1,225
3249EM Total						3,575,965	2,817,397	107,788
3250EM	OHIO	KATRINA	9/13/2005	2-INFRASTRUCTURE	416X-PUBLIC ASSISTANCE	2,518,180	2,124,094	906,730
				2-INFRASTRUCTURE Total		2,518,180	2,124,094	906,730
				5-ADMINISTRATION	11XX-SALARIES & BENEFITS 21XX-TRAVEL 22XX-TRANSPORTION 23XX-RENT, COMM, UTILITIES 24XX-PRINT & REPRO 26XX-SUPPLIES & MATERIALS	12,050 63,300 	50,000	
				5-ADMINISTRATION Total		75,350	50,000	
3250EM Total						2,593,530	2,174,094	906,730
3251EM	MARYLAND	KATRINA	9/13/2005	2-INFRASTRUCTURE	416X-PUBLIC ASSISTANCE	3,000,000	737,298	67,392
				2-INFRASTRUCTURE Total		3,000,000	737,298	67,392
				5-ADMINISTRATION	11XX-SALARIES & BENEFITS 21XX-TRAVEL 22XX-TRANSPORTION 23XX-RENT, COMM, UTILITIES 24XX-PRINT & REPRO 26XX-SUPPLIES & MATERIALS	44,214 77,112 	26,788 56,929 	26,788 53,920
				5-ADMINISTRATION Total		121,326	83,717	80,708
3251EM Total						3,121,326	821,015	148,100
3252EM	MASSACHUSETTS	KATRINA	9/13/2005	2-INFRASTRUCTURE	416X-PUBLIC ASSISTANCE	3,500,000	2,366,684	2,220,947
				2-INFRASTRUCTURE Total		3,500,000	2,366,684	2,220,947
				5-ADMINISTRATION	11XX-SALARIES & BENEFITS 21XX-TRAVEL 22XX-TRANSPORTION 23XX-RENT, COMM, UTILITIES 24XX-PRINT & REPRO 26XX-SUPPLIES & MATERIALS	93,080 74,800 1,000 	89,178 74,800 1,000 	89,178 50,951
				5-ADMINISTRATION Total		168,880	164,978	140,129

PROG CODE	STATE NAME	EVENT NAME	DECLARED	PROGRAM AREA	PROGRAM NAME	ALLOCATIONS	OBLIGATIONS	EXPENDITURES
3252EM Total						3,668,880	2,531,662	2,361,075
3253EM	MONTANA	KATRINA	9/13/2005	2-INFRASTRUCTURE	416X-PUBLIC ASSISTANCE	400,000	397,372	113,594
				2-INFRASTRUCTURE Total		400,000	397,372	113,594
				5-ADMINISTRATION	11XX-SALARIES & BENEFITS	26,452	20,657	20,657
					21XX-TRAVEL	60,000	57,025	5,884
					22XX-TRANSPORTION			
					23XX-RENT, COMM, UTILITIES			
					24XX-PRINT & REPRO			
					26XX-SUPPLIES & MATERIALS	2,500		
				5-ADMINISTRATION Total		88,952	77,682	26,541
3253EM Total						488,952	475,054	140,135
3255EM	RHODE ISLAND	KATRINA	9/19/2005	2-INFRASTRUCTURE	416X-PUBLIC ASSISTANCE	1,000,000	501,593	
				2-INFRASTRUCTURE Total		1,000,000	501,593	
				5-ADMINISTRATION	11XX-SALARIES & BENEFITS	10,916	3,493	3,493
					21XX-TRAVEL	26,000	26,000	7,916
					22XX-TRANSPORTION			
					23XX-RENT, COMM, UTILITIES			
					24XX-PRINT & REPRO			
					26XX-SUPPLIES & MATERIALS			
				5-ADMINISTRATION Total		36,916	29,493	11,409
3255EM Total						1,036,916	531,086	11,409
3256EM	MAINE	KATRINA	9/19/2005	2-INFRASTRUCTURE	416X-PUBLIC ASSISTANCE	100,000	47,927	
				2-INFRASTRUCTURE Total		100,000	47,927	
				5-ADMINISTRATION	11XX-SALARIES & BENEFITS			
					21XX-TRAVEL	6,000	6,000	
					22XX-TRANSPORTION			
					23XX-RENT, COMM, UTILITIES			
					24XX-PRINT & REPRO			
					26XX-SUPPLIES & MATERIALS			
				5-ADMINISTRATION Total		6,000	6,000	
3256EM Total						106,000	53,927	
3257EM	NEW JERSEY	KATRINA	9/19/2005	2-INFRASTRUCTURE	416X-PUBLIC ASSISTANCE	120,026	120,026	116,692
				2-INFRASTRUCTURE Total		120,026	120,026	116,692
				5-ADMINISTRATION	11XX-SALARIES & BENEFITS	21,251	18,743	18,743
					21XX-TRAVEL	18,466	2,366	1,264
					22XX-TRANSPORTION	200	200	
					23XX-RENT, COMM, UTILITIES			
					24XX-PRINT & REPRO			
					26XX-SUPPLIES & MATERIALS			
				5-ADMINISTRATION Total		39,917	21,310	20,007
3257EM Total						159,943	141,335	136,699
3258EM	NEW HAMPSHIRE	KATRINA	9/19/2005	2-INFRASTRUCTURE	416X-PUBLIC ASSISTANCE	100,000		
				2-INFRASTRUCTURE Total		100,000		
				5-ADMINISTRATION	11XX-SALARIES & BENEFITS			
					21XX-TRAVEL	6,000	6,000	92
					22XX-TRANSPORTION			
					23XX-RENT, COMM, UTILITIES			
					24XX-PRINT & REPRO			
					26XX-SUPPLIES & MATERIALS			
				5-ADMINISTRATION Total		6,000	6,000	92
3258EM Total						106,000	6,000	92
3259EM	FLORIDA	RITA	9/20/2005	2-INFRASTRUCTURE	416X-PUBLIC ASSISTANCE	8,700,000	8,237,124	3,598,734
				2-INFRASTRUCTURE Total		8,700,000	8,237,124	3,598,734
				4-OPERATIONS	2508-MISSIONS-DFA	10,000	10,000	
				4-OPERATIONS Total		10,000	10,000	
				5-ADMINISTRATION	11XX-SALARIES & BENEFITS	19,741	19,741	19,741
					21XX-TRAVEL	80,000	80,000	25,060
					22XX-TRANSPORTION			
					23XX-RENT, COMM, UTILITIES			
					24XX-PRINT & REPRO			
					2501-MISSIONS-FOS	1,236,000	1,236,000	22,495
					26XX-SUPPLIES & MATERIALS			
				5-ADMINISTRATION Total		1,335,741	1,335,741	67,295
3259EM Total						10,045,741	9,582,864	3,666,030
3260EM	LOUISIANA	RITA	9/21/2005	2-INFRASTRUCTURE	416X-PUBLIC ASSISTANCE			
				2-INFRASTRUCTURE Total				

PROG CODE	STATE NAME	EVENT NAME	DECLARED	PROGRAM AREA	PROGRAM NAME	ALLOCATIONS	OBLIGATIONS	EXPENDITURES
				4-OPERATIONS	2508-MISSIONS-DFA	1,100,000	1,100,000	
				4-OPERATIONS Total		1,100,000	1,100,000	
				5-ADMINISTRATION	11XX-SALARIES & BENEFITS 21XX-TRAVEL 22XX-TRANSPORTION 23XX-RENT, COMM, UTILITIES 24XX-PRINT & REPRO 2501-MISSIONS-FOS 26XX-SUPPLIES & MATERIALS	175,000	175,000	
				5-ADMINISTRATION Total		175,000	175,000	
3260EM Total						1,275,000	1,275,000	
3261EM	TEXAS	RITA	9/21/2005	2-INFRASTRUCTURE	416X-PUBLIC ASSISTANCE	4,385,000	4,301,351	3,558,218
				2-INFRASTRUCTURE Total		4,385,000	4,301,351	3,558,218
				4-OPERATIONS	2508-MISSIONS-DFA	5,000,000	5,000,000	
				4-OPERATIONS Total		5,000,000	5,000,000	
				5-ADMINISTRATION	11XX-SALARIES & BENEFITS 21XX-TRAVEL 22XX-TRANSPORTION 23XX-RENT, COMM, UTILITIES 24XX-PRINT & REPRO 2501-MISSIONS-FOS 25XX-OTHER SERVICES 26XX-SUPPLIES & MATERIALS 31XX-EQUIPMENT	18,793 13,238 50,000 20,000 117,492,000 1,165,737 591,787 1,363,983	18,793 13,238 50,000 20,000 117,492,000 1,165,737 591,787 1,363,983	18,793 13,238 4,733 20,000 365,951 397,723 1,197,819
				5-ADMINISTRATION Total		120,715,539	120,715,539	2,018,258
3261EM Total						130,100,539	130,016,890	5,576,476
3262EM	NEW YORK	KATRINA	9/30/2005	2-INFRASTRUCTURE	416X-PUBLIC ASSISTANCE	977,652	977,652	
				2-INFRASTRUCTURE Total		977,652	977,652	
				5-ADMINISTRATION	11XX-SALARIES & BENEFITS 21XX-TRAVEL 22XX-TRANSPORTION	148,900 60,800 200	118,281 60,659 200	118,281 60,631
				5-ADMINISTRATION Total		209,900	179,140	178,912
3262EM Total						1,187,552	1,156,791	178,912
3263EM	DELAWARE	KATRINA	9/30/2005	2-INFRASTRUCTURE	416X-PUBLIC ASSISTANCE	24,772	24,771	
				2-INFRASTRUCTURE Total		24,772	24,771	
				5-ADMINISTRATION	11XX-SALARIES & BENEFITS 21XX-TRAVEL	45,400 3,500	993	443
				5-ADMINISTRATION Total		48,900	993	443
3263EM Total						73,672	25,764	443
Grand Total						31,309,043,569	28,430,455,352	14,509,076,692

FINANCIAL INFORMATION TOOL
FOR HURRICANE KATRINA, RITA, & WILMA DECLARATIONS ONLY
MISSION ASSIGNMENTS ONLY

AS OF 03-08-2006 AT 7 AM

AGENCY	OBLIGATIONS	EXPENDITURES
AID	17,309,000	
APHIS	365,000	
ARC	95,000	11,159
BIA	317,600	
BTS	200,000	
BUREC	2,089,000	
CBP	42,957,949	6,226,284
CDC	19,903,500	
CIA	200,000	
CNCS	5,905,500	
COE-LRD	15,000	
COE-MVD	3,976,662,152	137,430,345
COE-NAD		
COE-SAD	475,632,000	20,082,663
COE-SWD	296,635,000	2,015,166
DHUD	82,990,000	11,127,134
DOC	900,000	
DOD	1,707,352,389	207,783,356
DOE	505,000	
DOED	230,000	
DOI	1,297,784	
DOL	325,000	17,938
DOS	55,000	
DOT	555,556,713	43,230,565
EEOC	200,000	
EPA	366,371,200	500,400
FAA		
FCC	200,000	
FCSIC	200,000	
FLETC	460,103	375,722
FMSHRC	200,000	
FNS	20,000	
FPS	204,556,691	961,463
GSA	82,798,291	291,556

AGENCY	AGENCY	AGENCY
HHS	254,322,800	
IAIP	214,000	
ICE	36,417,200	266,152
MSPB	2,000	
NAR	625,000	
NASA	450,000	
NCPC	20,000	
NCS	13,220,685	102,381
NCUA		
NGA	765,000	
NLRB	240,000	48,259
NOAA	4,655,000	
NPS	157,000	
NRC	200,000	
NSF	200,000	
OCFO	210,000	
OPM	615,000	
OSHA	21,225,000	
OSLGCP	200,000	
RRB	25,000	5,419
S&T	100,000	
SBA	200,000	
SCS	11,800	
SEC	2,000	
SSA	1,225,000	79,582
TREAS	2,190,650	61,714
TSA	455,000	
TVA	9,787,451	1,693,564
USCG	192,740,501	
USCIS	910,000	
USDA	19,360,500	
USDJ	55,174,600	3,069,531
USFS	365,030,288	181
USFWS		
USGS	507,300	
USPC	16,150,291	546,985
USPHS		
USPS	2,098,270	129,208
USSS	8,800	
VA	10,075,000	
Grand Total	8,852,296,008	436,056,729

FINANCIAL INFORMATION TOOL
FOR HURRICANE KATRINA, RITA, & WILMA DECLARATIONS ONLY
MISSION ASSIGNMENTS ONLY

AS OF 03-08-2006 AT 7 AM

PROG CODE	STATE NAME	EVENT NAME	AGENCY	PROGRAM NAME	OBLIGATIONS	EXPENDITURES
1602DR	FLORIDA	KATRINA	CBP	2501-MISSIONS-FOS	11,447,424	6,226,284
			COE-SAD	2501-MISSIONS-FOS	405,000	36,685
			DOD	2501-MISSIONS-FOS	100,000	
			DOE	2501-MISSIONS-FOS	10,000	
			DOT	2501-MISSIONS-FOS	6,010,000	126,377
			EPA	2501-MISSIONS-FOS	20,000	
			GSA	2501-MISSIONS-FOS	155,000	
			HHS	2501-MISSIONS-FOS	365,000	
			NCS	2501-MISSIONS-FOS	10,000	
			USCG	2501-MISSIONS-FOS	1	
			USDA	2501-MISSIONS-FOS	10,000	
				2507-MISSIONS-TA	10,000	
				USFS	2501-MISSIONS-FOS	75,000
1602DR Total					18,617,425	6,389,345
1603DR	LOUISIANA	KATRINA	APHIS	2501-MISSIONS-FOS	333,000	
				2508-MISSIONS-DFA	12,000	
			ARC	2501-MISSIONS-FOS	50,000	11,159
			BUREC	2501-MISSIONS-FOS	1,089,000	
			CBP	2501-MISSIONS-FOS	16,005,525	
			CDC	2508-MISSIONS-DFA	17,228,500	
			CNCS	2501-MISSIONS-FOS	2,400,000	
			COE-MVD	2501-MISSIONS-FOS	37,530,000	2,323,474
				2507-MISSIONS-TA	7,180,000	253,090
				2508-MISSIONS-DFA	2,070,992,000	32,254,351
			DHUD	2501-MISSIONS-FOS	3,695,000	
				2508-MISSIONS-DFA	79,000,000	11,127,134
			DOC	2501-MISSIONS-FOS	150,000	
			DOD	2501-MISSIONS-FOS	782,475,000	8,811,835
				2508-MISSIONS-DFA	24,812,000	
			DOE	2501-MISSIONS-FOS	80,000	
			DOED	2508-MISSIONS-DFA		
			DOI	2501-MISSIONS-FOS	269,000	
			DOL	2501-MISSIONS-FOS		
			DOS	2501-MISSIONS-FOS	55,000	
			DOT	2501-MISSIONS-FOS	69,703,000	72,495
				2508-MISSIONS-DFA	256,000,000	35,918,356
			EPA	2501-MISSIONS-FOS	22,517,000	
				2507-MISSIONS-TA	2,500,000	
				2508-MISSIONS-DFA	197,000,000	
			FNS	2501-MISSIONS-FOS	20,000	
			FPS	2501-MISSIONS-FOS	132,651,820	619,180
2507-MISSIONS-TA						
2508-MISSIONS-DFA						

PROG CODE	STATE NAME	EVENT NAME	AGENCY	PROGRAM NAME	OBLIGATIONS	EXPENDITURES
			GSA	2501-MISSIONS-FOS 2508-MISSIONS-DFA	2,805,000	64,864
			HHS	2501-MISSIONS-FOS 2507-MISSIONS-TA 2508-MISSIONS-DFA	515,000 30,000 78,150,000	
			ICE	2501-MISSIONS-FOS 2508-MISSIONS-DFA	12,405,000 18,500,000	
			NAR	2508-MISSIONS-DFA	600,000	
			NCS	2501-MISSIONS-FOS 2508-MISSIONS-DFA	3,900,000 1,000,000	102,381
			NGA	2501-MISSIONS-FOS	520,000	
			NOAA	2501-MISSIONS-FOS	1,750,000	
			OCFO	2501-MISSIONS-FOS	10,000	
			OSHA	2501-MISSIONS-FOS	125,000	
			SBA	2501-MISSIONS-FOS		
			TREAS	2501-MISSIONS-FOS	110,000	
			TVA	2501-MISSIONS-FOS 2508-MISSIONS-DFA	1,937,772	325,098
			USCG	2501-MISSIONS-FOS 2507-MISSIONS-TA 2508-MISSIONS-DFA	3,275,000 37,500 116,200,000	
			USDA	2501-MISSIONS-FOS 2508-MISSIONS-DFA	1,176,000 10,000,000	
			USDJ	2501-MISSIONS-FOS 2507-MISSIONS-TA 2508-MISSIONS-DFA	2,764,600 150,000 45,313,000	3,008,244
			USFS	2501-MISSIONS-FOS 2508-MISSIONS-DFA	138,600,000	
			USGS	2501-MISSIONS-FOS	250,000	
			USPHS	2501-MISSIONS-FOS		
			USPS	2501-MISSIONS-FOS	83,270	83,270
			VA	2501-MISSIONS-FOS	50,000	
1603DR Total					4,164,004,987	94,974,933
1604DR	MISSISSIPPI	KATRINA	AID	2501-MISSIONS-FOS	17,269,000	
			BTS	2501-MISSIONS-FOS	200,000	
			CBP	2501-MISSIONS-FOS 2508-MISSIONS-DFA	3,505,000	
			CNCS	2501-MISSIONS-FOS 2508-MISSIONS-DFA	7,500 1,508,000	
			COE-LRD	2501-MISSIONS-FOS	15,000	
			COE-MVD	2501-MISSIONS-FOS 2507-MISSIONS-TA 2508-MISSIONS-DFA	454,475,740 243,256 1,021,755,595	27,933,059 122,758 73,614,881
			COE-SAD	2501-MISSIONS-FOS		
			DHUD	2501-MISSIONS-FOS	75,000	
			DOC	2501-MISSIONS-FOS 2507-MISSIONS-TA	500,000 50,000	
			DOD	2501-MISSIONS-FOS 2508-MISSIONS-DFA	770,195,044 54,950,345	195,558,337 3,405,080
			DOE	2501-MISSIONS-FOS	270,000	
			DOED	2501-MISSIONS-FOS	205,000	
			DOI	2501-MISSIONS-FOS	995,400	

PROG CODE	STATE NAME	EVENT NAME	AGENCY	PROGRAM NAME	OBLIGATIONS	EXPENDITURES
			DOL	2501-MISSIONS-FOS	325,000	17,938
			DOS	2501-MISSIONS-FOS		
			DOT	2501-MISSIONS-FOS	96,232,500	5,879,188
				2507-MISSIONS-TA	50,000	
				2508-MISSIONS-DFA	3,353,213	
			EEOC	2501-MISSIONS-FOS	200,000	
			EPA	2501-MISSIONS-FOS	2,529,200	
				2507-MISSIONS-TA	10,300,000	
				2508-MISSIONS-DFA	56,500,000	
			FAA	2501-MISSIONS-FOS		
			FCC	2501-MISSIONS-FOS	200,000	
			FCSIC	2501-MISSIONS-FOS	200,000	
			FLETC	2501-MISSIONS-FOS	460,103	375,722
			FMSHRC	2501-MISSIONS-FOS	200,000	
			FPS	2501-MISSIONS-FOS	17,220,773	252,567
				2508-MISSIONS-DFA	700,000	35,231
			GSA	2501-MISSIONS-FOS	60,298,291	208,034
				2508-MISSIONS-DFA		
			HHS	2501-MISSIONS-FOS	2,695,000	
				2507-MISSIONS-TA	682,300	
				2508-MISSIONS-DFA	64,895,500	
			IAIP	2501-MISSIONS-FOS	214,000	
			ICE	2501-MISSIONS-FOS	5,012,200	266,152
			MSPB	2501-MISSIONS-FOS	2,000	
			NAR	2501-MISSIONS-FOS	25,000	
			NASA	2501-MISSIONS-FOS	400,000	
				2508-MISSIONS-DFA	50,000	
			NCPC	2501-MISSIONS-FOS	20,000	
			NCS	2501-MISSIONS-FOS	2,325,000	
				2508-MISSIONS-DFA		
			NCUA	2501-MISSIONS-FOS		
			NGA	2501-MISSIONS-FOS	100,000	
			NLRB	2501-MISSIONS-FOS	240,000	48,259
			NOAA	2501-MISSIONS-FOS		
			NPS	2507-MISSIONS-TA	157,000	
			NRC	2501-MISSIONS-FOS	200,000	
			NSF	2501-MISSIONS-FOS	200,000	
			OCFO	2501-MISSIONS-FOS	200,000	
			OPM	2501-MISSIONS-FOS	615,000	
			OSHA	2501-MISSIONS-FOS	21,100,000	
			OSLGCP	2501-MISSIONS-FOS	200,000	
			RRB	2501-MISSIONS-FOS	25,000	5,419
			S&T	2501-MISSIONS-FOS	100,000	
			SBA	2501-MISSIONS-FOS	200,000	
			SCS	2501-MISSIONS-FOS	11,800	
			SEC	2501-MISSIONS-FOS	2,000	
			SSA	2501-MISSIONS-FOS	1,025,000	79,582
			TREAS	2501-MISSIONS-FOS	1,820,650	31,218
			TSA	2501-MISSIONS-FOS	455,000	
			TVA	2501-MISSIONS-FOS	1,214,056	379,939

PROG CODE	STATE NAME	EVENT NAME	AGENCY	PROGRAM NAME	OBLIGATIONS	EXPENDITURES
			USCG	2501-MISSIONS-FOS	13,970,000	
				2508-MISSIONS-DFA	30,000,000	
			USCIS	2501-MISSIONS-FOS	910,000	
			USDA	2501-MISSIONS-FOS	112,000	
				2507-MISSIONS-TA	12,500	
				2508-MISSIONS-DFA	1,200,000	
			USDJ	2501-MISSIONS-FOS	2,035,000	
				2508-MISSIONS-DFA	4,867,000	61,287
			USFS	2501-MISSIONS-FOS	8,495,000	
				2507-MISSIONS-TA	50,000	
				2508-MISSIONS-DFA	5,500,000	
			USGS	2501-MISSIONS-FOS	125,300	
			USPC	2501-MISSIONS-FOS	15,150,291	546,985
			USPS	2501-MISSIONS-FOS	1,015,000	28,619
			USSS	2501-MISSIONS-FOS	8,800	
			VA	2501-MISSIONS-FOS	25,000	
1604DR Total					2,762,651,357	308,850,256
1605DR	ALABAMA	KATRINA	AID	2501-MISSIONS-FOS	40,000	
			CNCS	2508-MISSIONS-DFA	500,000	
			COE-SAD	2501-MISSIONS-FOS	30,300,000	9,471,112
				2508-MISSIONS-DFA	151,000,000	3,218,214
			DHUD	2501-MISSIONS-FOS		
			DOD	2501-MISSIONS-FOS	2,510,000	
			DOE	2501-MISSIONS-FOS	10,000	
			DOS	2501-MISSIONS-FOS		
			DOT	2501-MISSIONS-FOS	24,010,000	6,292
			EPA	2501-MISSIONS-FOS	10,000	4,164
				2507-MISSIONS-TA	3,000,000	
				2508-MISSIONS-DFA	27,000,000	490,047
			FPS	2501-MISSIONS-FOS	5,452,500	54,485
			GSA	2501-MISSIONS-FOS	11,260,000	
			HHS	2501-MISSIONS-FOS	50,000	
				2508-MISSIONS-DFA		
			NCS	2501-MISSIONS-FOS	73,000	
			TREAS	2501-MISSIONS-FOS	180,000	30,496
			TVA	2501-MISSIONS-FOS	3,457,622	988,528
			USCG	2501-MISSIONS-FOS	2,275,000	
				2508-MISSIONS-DFA		
			USDA	2501-MISSIONS-FOS	20,000	
			USFS	2501-MISSIONS-FOS	1,260,000	
			USGS	2501-MISSIONS-FOS	70,500	
			USPS	2501-MISSIONS-FOS	1,000,000	17,319
1605DR Total					263,478,622	14,280,657
1606DR	TEXAS	RITA	ARC	2501-MISSIONS-FOS	30,000	
			BIA	2508-MISSIONS-DFA	317,600	
			CNCS	2508-MISSIONS-DFA	240,000	
			COE-SWD	2501-MISSIONS-FOS	61,095,000	2,015,166
				2507-MISSIONS-TA	100,000	
				2508-MISSIONS-DFA	220,350,000	

PROG CODE	STATE NAME	EVENT NAME	AGENCY	PROGRAM NAME	OBLIGATIONS	EXPENDITURES
			DHUD	2501-MISSIONS-FOS	120,000	
			DOD	2501-MISSIONS-FOS	23,100,000	
				2508-MISSIONS-DFA	2,810,000	
			DOE	2501-MISSIONS-FOS	50,000	
			DOI	2501-MISSIONS-FOS	5,000	
			DOT	2501-MISSIONS-FOS	15,100,000	256,871
			EPA	2501-MISSIONS-FOS	10,000	
			FPS	2501-MISSIONS-FOS	6,110,000	
			GSA	2501-MISSIONS-FOS	30,000	
			HHS	2501-MISSIONS-FOS	23,000,000	
			NCS	2501-MISSIONS-FOS	340,000	
			NGA	2501-MISSIONS-FOS	145,000	
			NOAA	2501-MISSIONS-FOS	2,790,000	
			TREAS	2501-MISSIONS-FOS	70,000	
			TVA	2501-MISSIONS-FOS	2,000,000	
			USCG	2501-MISSIONS-FOS	100,000	
				2508-MISSIONS-DFA	8,000,000	
			USDA	2501-MISSIONS-FOS	280,000	
				2508-MISSIONS-DFA	650,000	
			USFS	2501-MISSIONS-FOS	124,050,000	
			USGS	2501-MISSIONS-FOS	8,000	
			USPC	2501-MISSIONS-FOS	1,000,000	
			VA	2508-MISSIONS-DFA	10,000,000	
1606DR Total					501,900,600	2,272,038
1607DR	LOUISIANA	RITA	BUREC	2501-MISSIONS-FOS	1,000,000	
			CDC	2501-MISSIONS-FOS		
			COE-MVD	2501-MISSIONS-FOS	2,825,000	97,714
				2507-MISSIONS-TA	1,000,000	
				2508-MISSIONS-DFA	380,500,000	774,613
			DOD	2501-MISSIONS-FOS	10,000,000	
				2508-MISSIONS-DFA	20,000,000	
			DOT	2501-MISSIONS-FOS	25,000,000	722,184
				2508-MISSIONS-DFA	10,000,000	125,865
			EPA	2508-MISSIONS-DFA	39,500,000	
			FPS	2501-MISSIONS-FOS	5,000,000	
			GSA	2501-MISSIONS-FOS	500,000	
			HHS	2508-MISSIONS-DFA	20,100,000	
			NCS	2501-MISSIONS-FOS	5,002,685	
			TREAS	2501-MISSIONS-FOS	10,000	
			USCG	2508-MISSIONS-DFA	18,400,000	
			USDA	2508-MISSIONS-DFA	5,500,000	
			USFS	2508-MISSIONS-DFA	35,000,000	
			USGS	2508-MISSIONS-DFA	36,000	
1607DR Total					579,373,685	1,720,377
1609DR	FLORIDA	WILMA	CIA	2501-MISSIONS-FOS	200,000	
			CNCS	2508-MISSIONS-DFA	1,250,000	
			COE-SAD	2501-MISSIONS-FOS	70,822,000	6,587,108
				2507-MISSIONS-TA	600,000	13,795
				2508-MISSIONS-DFA	222,350,000	733,254
			DOC	2501-MISSIONS-FOS	200,000	

PROG CODE	STATE NAME	EVENT NAME	AGENCY	PROGRAM NAME	OBLIGATIONS	EXPENDITURES
			DOD	2501-MISSIONS-FOS	2,650,000	
				2508-MISSIONS-DFA	900,000	
			DOE	2501-MISSIONS-FOS	55,000	
			DOI	2508-MISSIONS-DFA	28,384	
			DOT	2501-MISSIONS-FOS	20,083,000	44,306
			EPA	2501-MISSIONS-FOS	40,000	
				2507-MISSIONS-TA	100,000	
				2508-MISSIONS-DFA	300,000	
			FPS	2501-MISSIONS-FOS	30,371,512	
				2508-MISSIONS-DFA	150,000	
			GSA	2501-MISSIONS-FOS	130,000	3,334
			HHS	2501-MISSIONS-FOS	1,230,000	
				2508-MISSIONS-DFA	8,165,000	
			NCS	2501-MISSIONS-FOS	40,000	
				2508-MISSIONS-DFA		
			NOAA	2508-MISSIONS-DFA	115,000	
			NPS	2501-MISSIONS-FOS		
			SSA	2501-MISSIONS-FOS	200,000	
			USCG	2501-MISSIONS-FOS	50,000	
				2508-MISSIONS-DFA	70,000	
			USDA	2501-MISSIONS-FOS	330,000	
			USDJ	2501-MISSIONS-FOS	45,000	
			USFS	2501-MISSIONS-FOS	5,580,000	
			USFWS	2501-MISSIONS-FOS		
			USGS	2501-MISSIONS-FOS	2,500	
1609DR Total					366,057,396	7,381,798
3212EM	LOUISIANA	KATRINA	DOD	2501-MISSIONS-FOS	250,000	
			DOT	2501-MISSIONS-FOS	6,120,000	62,555
			GSA	2501-MISSIONS-FOS	4,000,000	
				2508-MISSIONS-DFA	1,500,000	
			NCS	2501-MISSIONS-FOS		
3212EM Total					11,870,000	62,555
3213EM	MISSISSIPPI	KATRINA	COE-MVD	2501-MISSIONS-FOS	160,561	56,405
			COE-SAD	2501-MISSIONS-FOS		
			DOD	2501-MISSIONS-FOS	10,000	8,103
			DOE	2501-MISSIONS-FOS	20,000	
			DOT	2501-MISSIONS-FOS	35,000	16,074
			EPA	2501-MISSIONS-FOS	10,000	6,189
			FPS	2501-MISSIONS-FOS	188,608	
			GSA	2501-MISSIONS-FOS	1,760,000	
			HHS	2501-MISSIONS-FOS	50,000	
			NCS	2501-MISSIONS-FOS	10,000	
			TVA	2501-MISSIONS-FOS	288,000	
			USDA	2501-MISSIONS-FOS	20,000	
			USFS	2501-MISSIONS-FOS	60,288	
3213EM Total					2,612,457	86,770
3214EM	ALABAMA	KATRINA	APHIS	2501-MISSIONS-FOS		
			COE-SAD	2501-MISSIONS-FOS		
			DOD	2501-MISSIONS-FOS		
			DOE	2501-MISSIONS-FOS		
			DOT	2501-MISSIONS-FOS		
			EPA	2501-MISSIONS-FOS		
				2507-MISSIONS-TA		
			FPS	2501-MISSIONS-FOS	31,478	
			GSA	2501-MISSIONS-FOS		
			HHS	2501-MISSIONS-FOS		

PROG CODE	STATE NAME	EVENT NAME	AGENCY	PROGRAM NAME	OBLIGATIONS	EXPENDITURES
			NCS	2501-MISSIONS-FOS		
			TVA	2501-MISSIONS-FOS		
			USCG	2501-MISSIONS-FOS		
			USDA	2501-MISSIONS-FOS		
			USFS	2501-MISSIONS-FOS		
3214EM Total					31,478	
3215EM	ARKANSAS	KATRINA	DOT	2501-MISSIONS-FOS	50,000	
				2508-MISSIONS-DFA	500,000	
			FPS	2501-MISSIONS-FOS	345,000	
			GSA	2501-MISSIONS-FOS	60,000	7,452
			HHS	2501-MISSIONS-FOS	10,000	
				2508-MISSIONS-DFA	3,000,000	
3215EM Total					3,965,000	7,452
3216EM	TEXAS	KATRINA	CDC	2508-MISSIONS-DFA	2,675,000	
			DHUD	2501-MISSIONS-FOS	100,000	
			DOD	2501-MISSIONS-FOS	20,000	
				2508-MISSIONS-DFA		
			DOED	2501-MISSIONS-FOS	25,000	
			DOT	2501-MISSIONS-FOS	4,000,000	
				2508-MISSIONS-DFA	2,500,000	
			FPS	2501-MISSIONS-FOS	6,000,000	
			GSA	2501-MISSIONS-FOS	285,000	7,872
			HHS	2501-MISSIONS-FOS	80,000	
				2508-MISSIONS-DFA	10,050,000	
			ICE	2501-MISSIONS-FOS	500,000	
			TVA	2501-MISSIONS-FOS	890,000	
			USFS	2501-MISSIONS-FOS	5,000	
				2508-MISSIONS-DFA	22,500,000	
			USGS	2508-MISSIONS-DFA	15,000	
3216EM Total					49,645,000	7,872
3217EM	TENNESSEE	KATRINA	HHS	2501-MISSIONS-FOS	2,000	
				2507-MISSIONS-TA	5,000	
			USDA	2501-MISSIONS-FOS		
3217EM Total					7,000	
3218EM	GEORGIA	KATRINA	HHS	2501-MISSIONS-FOS	52,000	
			USDA	2501-MISSIONS-FOS		
3218EM Total					52,000	
3222EM	NORTH CAROLINA	KATRINA	HHS	2501-MISSIONS-FOS	2,000	
			USDA	2501-MISSIONS-FOS		
3222EM Total					2,000	
3223EM	UTAH	KATRINA	GSA	2508-MISSIONS-DFA	5,000	
3223EM Total					5,000	
3224EM	COLORADO	KATRINA	GSA	2501-MISSIONS-FOS		
3224EM Total						
3231EM	KENTUCKY	KATRINA	HHS	2501-MISSIONS-FOS	2,000	
			USDA	2501-MISSIONS-FOS		
3231EM Total					2,000	
3232EM	MISSOURI	KATRINA	ARC	2501-MISSIONS-FOS	5,000	
3232EM Total					5,000	
3233EM	SOUTH CAROLINA	KATRINA	HHS	2501-MISSIONS-FOS	2,000	
			USDA	2501-MISSIONS-FOS		
3233EM Total					2,000	

PROG CODE	STATE NAME	EVENT NAME	AGENCY	PROGRAM NAME	OBLIGATIONS	EXPENDITURES
3237EM	ALABAMA	KATRINA	HHS	2508-MISSIONS-DFA	1,000,000	
3237EM Total					1,000,000	
3241EM	ARIZONA	KATRINA	USFS	2501-MISSIONS-FOS	2,000,000	181
3241EM Total					2,000,000	181
3259EM	FLORIDA	RITA	APHIS	2501-MISSIONS-FOS	10,000	
				2508-MISSIONS-DFA	10,000	
			COE-NAD	2501-MISSIONS-FOS		
			COE-SAD	2501-MISSIONS-FOS	155,000	22,495
			DOD	2501-MISSIONS-FOS	255,000	
			DOE	2501-MISSIONS-FOS	10,000	
			DOT	2501-MISSIONS-FOS	10,000	
			EPA	2501-MISSIONS-FOS	10,000	
			FPS	2501-MISSIONS-FOS	10,000	
			GSA	2501-MISSIONS-FOS		
			HHS	2501-MISSIONS-FOS	10,000	
			NCS	2501-MISSIONS-FOS	10,000	
			USCG	2501-MISSIONS-FOS	16,000	
			USDA	2501-MISSIONS-FOS	10,000	
			USFS	2501-MISSIONS-FOS	730,000	
3259EM Total					1,246,000	22,495
3260EM	LOUISIANA	RITA	COE-MVD	2508-MISSIONS-DFA		
			DOD	2501-MISSIONS-FOS		
				2508-MISSIONS-DFA	1,000,000	
			DOT	2508-MISSIONS-DFA		
			EPA	2501-MISSIONS-FOS	25,000	
			FPS	2501-MISSIONS-FOS	125,000	
				2508-MISSIONS-DFA	100,000	
			HHS	2508-MISSIONS-DFA		
			USCG	2501-MISSIONS-FOS	25,000	
3260EM Total					1,275,000	
3261EM	TEXAS	RITA	ARC	2501-MISSIONS-FOS	10,000	
			CBP	2501-MISSIONS-FOS	12,000,000	
			COE-SWD	2501-MISSIONS-FOS	10,090,000	
				2508-MISSIONS-DFA	5,000,000	
			DOD	2501-MISSIONS-FOS	11,315,000	
			DOT	2501-MISSIONS-FOS	16,800,000	
			EPA	2501-MISSIONS-FOS	5,000,000	
			FPS	2501-MISSIONS-FOS	100,000	
			GSA	2501-MISSIONS-FOS	10,000	
			HHS	2501-MISSIONS-FOS	40,180,000	
			NCS	2501-MISSIONS-FOS	510,000	
			USCG	2501-MISSIONS-FOS	322,000	
			USDA	2501-MISSIONS-FOS	30,000	
			USFS	2501-MISSIONS-FOS	21,125,000	
3261EM Total					122,492,000	
Grand Total					8,852,296,008	436,056,729

FINANCIAL INFORMATION TOOL
FOR HURRICANE KATRINA, RITA, & WILMA DECLARATIONS ONLY
SUMMARY OF ALL PUBLIC ASSISTANCE OBLIGATIONS FOR
NEW ORLEANS METROPOLITAN STATISTICAL AREA ONLY
AS OF 03-08-2006 AT 7 AM

PROG CODE	PROGRAM NAME	VENDOR COUNTY	NEMIS APPROVED OBLIGATIONS
1603DR	416X-PUBLIC ASSISTANCE	Jefferson	51,338,126.08
		Orleans	237,057,181.26
		Plaquemines	37,257,129.22
		St. Bernard	90,973,571.74
		St. Charles	16,598,824.21
		St. James	1,490,657.23
		St. John the Baptist	2,159,729.45
		St. Tammany	115,152,818.16
1603DR Total			552,028,037.35
1607DR	416X-PUBLIC ASSISTANCE	Jefferson	204,274.13
		Orleans	29,745.67
		St. Bernard	20,495.97
		St. James	2,012.25
1607DR Total			256,528.02
Grand Total			552,284,565.37

DISASTER RELIEF Terms Used

Direct/Support: Direct disaster programs provide resources to specifically address the short-, medium-, and long-term consequences of an event on both individuals and communities for declared disasters, emergencies, and fire management assistance grants. Direct costs also support pre-declaration activity (e.g., pre-positioning equipment and people before a hurricane strikes). Disaster support programs allow the Federal Emergency Management Agency (FEMA) to maintain critical, ongoing disaster operations and support infrastructure that supports the timely delivery of all of FEMA's disaster assistance programs. These resources provide for disaster-related support activities, which encompass ongoing operational capabilities that are not readily attributable to any one specific declared disaster.

Allocations: Funds set aside for declarations based on estimated needs for the next 30 days or less.

Commitments: Funds reserved in financial system based on specific requisitions in anticipation of their obligation.

Obligations: Obligations are recorded against allocated funds when contracts are signed, grants awarded, trips taken, mission assignments signed, etc.

Mission Assignments: Through Mission Assignments, FEMA tasks and reimburses Other Federal Agencies (OFAs) for providing services under the Stafford Act. These Mission Assignments fall into three categories:

- o *Technical Assistance (TA):* OFAs provide expertise to States; 100% Federally funded; No State cost share

- o *Direct Federal Assistance (DFA):* Requested by State; subject to State cost share (unless waived in response timeframe); Goods and services provided to the State to save lives and protect property

- o *Federal Operations Support (FOS):* 100% Federally funded; No State cost share; Fed to Fed field operations support. This category reflects agreements with Federal agencies to perform services such as providing search and rescue operations, health and medical support, assisting with disease prevention and control, transportation of disaster victims, and delivery of food, water and other essential commodities to disaster victims.

Human Services Categories:

- o *Unemployment:* Disaster Unemployment Assistance for individuals who lose their job as a result of a Presidentially-declared disaster and are not covered by regular unemployment insurance.

- *Crisis Counseling*: Short-term services, provided by FEMA as supplemental funds granted to State and local mental health agencies, available to eligible survivors of Presidentially-declared major disasters.
- *Legal Services*: Legal advice for low income individuals regarding cases that will not produce a fee, provided by The Young Lawyers Division of the American Bar Association, through an agreement with FEMA.
- *Inspections*: Inspections to assess disaster damage.
- *Other Needs Assistance*: Medical, dental, funeral cost, transportation cost and other disaster-related needs within a total cap for Individual Assistance of \$26,200 per individual or household.
- *Housing Assistance*: Lodging expenses reimbursement (for a hotel or motel), rental assistance, home repair cash grant and home replacement cash grants within a total cap for Individual Assistance of \$26,200 per individual or household.

Mitigation:

- *Hazard Mitigation*: Long-term hazard mitigation measures after a major disaster declaration. The purpose of the program is to reduce the loss of life and property due to natural disasters and to enable mitigation measures to be implemented during the immediate recovery from a disaster