

**Department of Homeland Security - Federal Emergency Management Agency**  
**Weekly Disaster Relief Fund (DRF) Report**  
**8-23-2006**  
*Congressional Weekly Report*

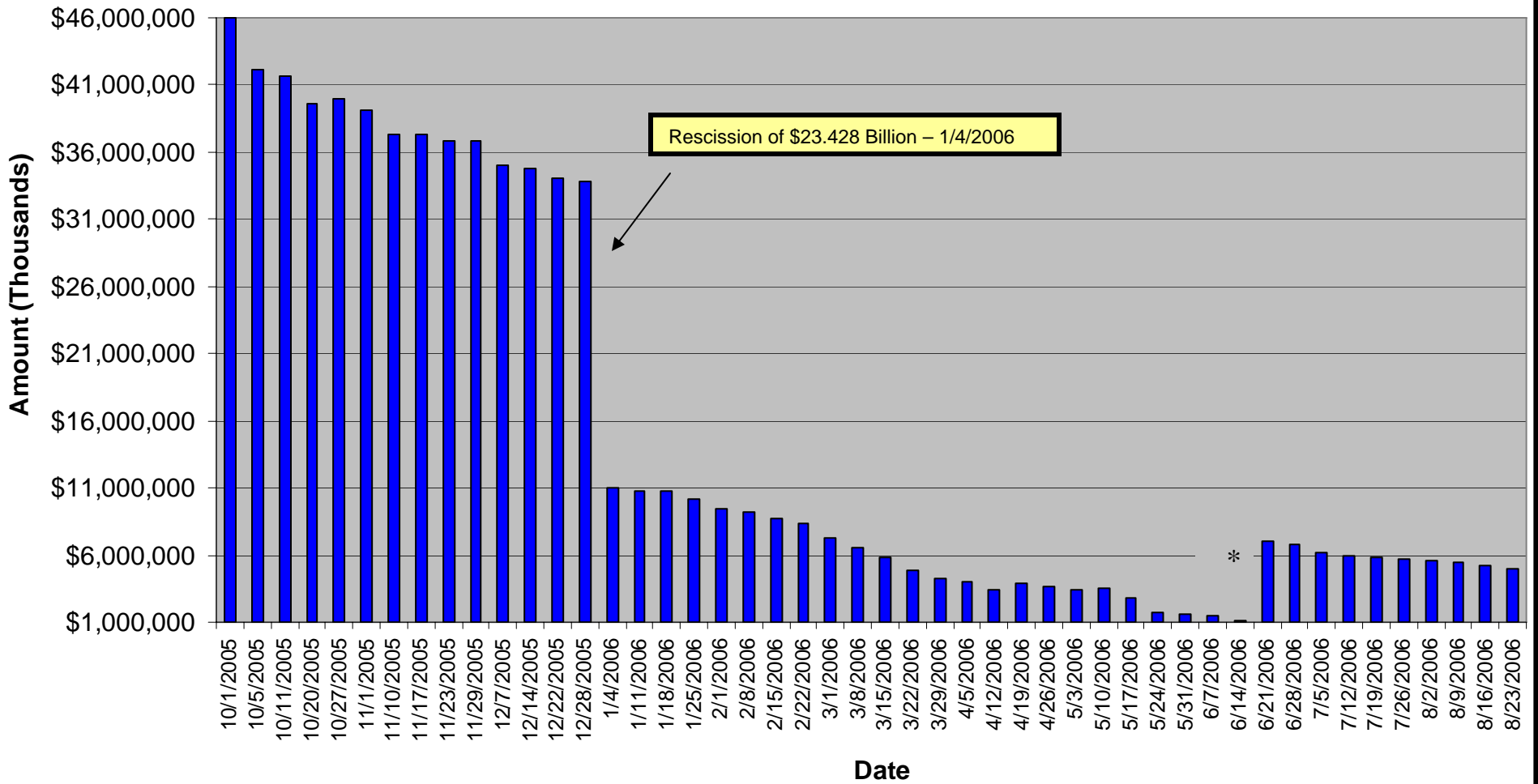
**TABLE OF CONTENTS**

<b>File</b>	<b>Title of File</b>	<b>Description</b>	<b>Page Numbers</b>
Intro.	Graphical Representations	Graphic Analysis: ▪ DRF Amount Undistributed (10-1-2005 to present)	2
		▪ DRF Amount Undistributed (Current 8 weeks)	3
		▪ Allocations and Obligations for Katrina	4
		▪ Katrina, Rita and Wilma Allocations, Obligations and Expenditures	5
		▪ National Flood Insurance Claims	6
		▪ Manufactured Housing	7
2	Disaster Relief Fund - Status Report	Status of the Disaster Relief Fund	8-9
3	National Flood Insurance Data	Flood Insurance Claims made to Feds, by State; Homes Damaged without Flood Insurance, by State; Households Individual Claim Fully Paid, by State	10-11
4	Housing Data	Hotel and Manufactured Housing Information	12-14
5	Katrina, Rita and Wilma Declarations	Declarations by Major Object Class, Declarations by Program Area and Mission Assignments	15-25
		Vendor Details; Credit Card data; Obligations greater than \$50,000,000; Declarations; Missions Details; New Orleans data	26-84
6	Disaster Relief Terms	Definitions	85-86

FEDERAL EMERGENCY MANAGEMENT AGENCY  
DISASTER RELIEF FUND

10/1/2005 to 8/23/2006

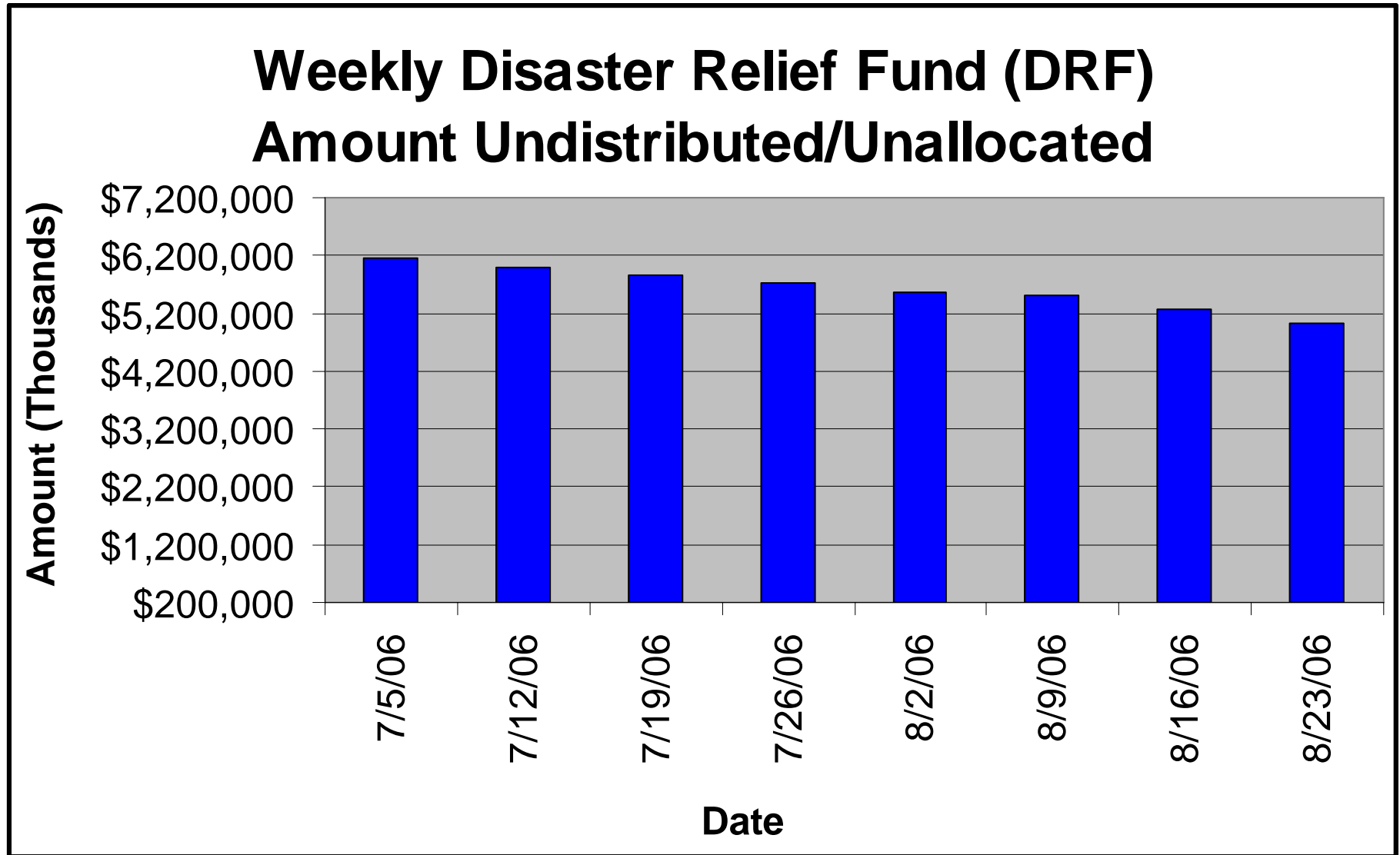
Weekly Disaster Relief Fund (DRF)  
Amount Undistributed/Unallocated



\* Note: \$6,000,000 supplemental pursuant to P.L. 109-234

FEDERAL EMERGENCY MANAGEMENT AGENCY  
DISASTER RELIEF FUND

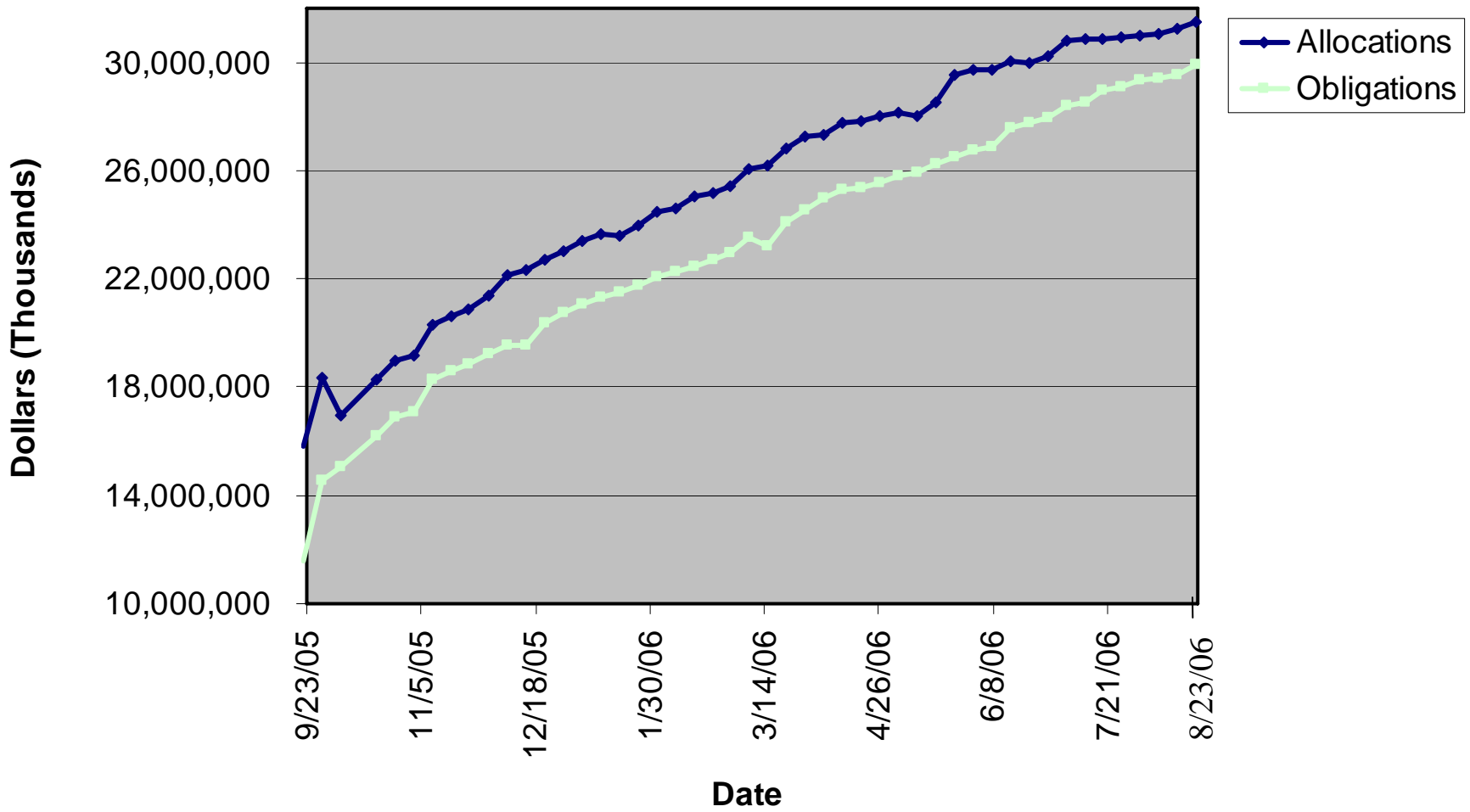
As of 8/23/06



FEDERAL EMERGENCY MANAGEMENT AGENCY  
DISASTER RELIEF FUND

As of 8/23/06

# Allocations and Obligations for Katrina



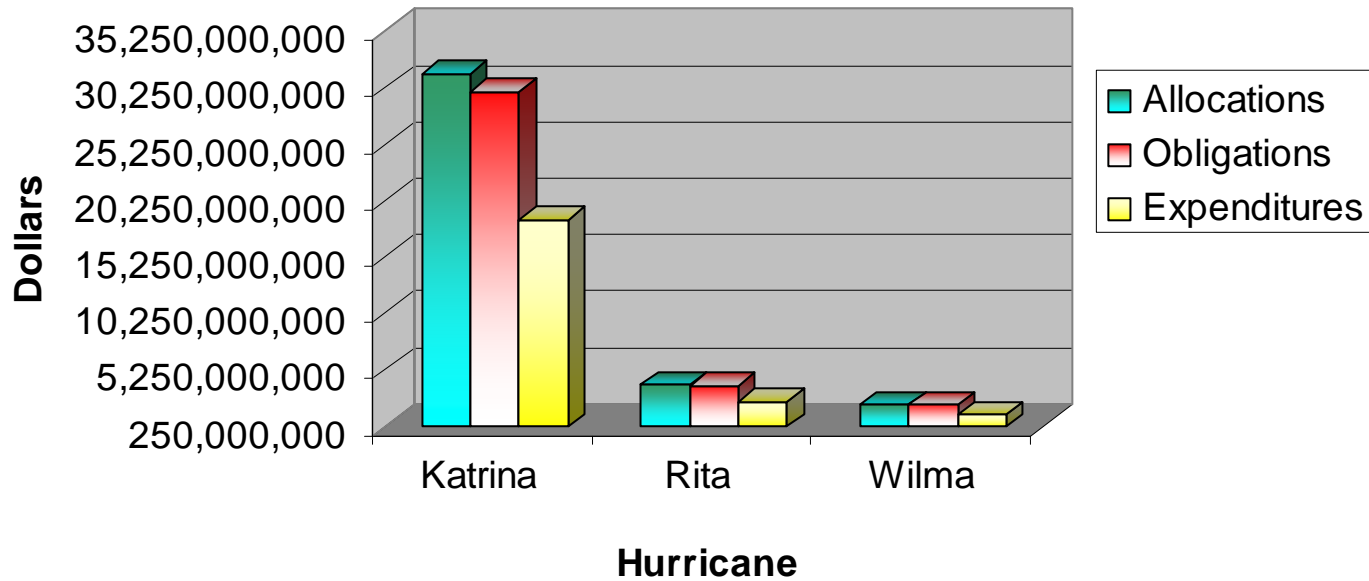
**FEDERAL EMERGENCY MANAGEMENT AGENCY  
DISASTER RELIEF FUND**

**As of 8/23/06**

**Katrina, Rita and Wilma  
Allocations, Obligations and Expenditures**

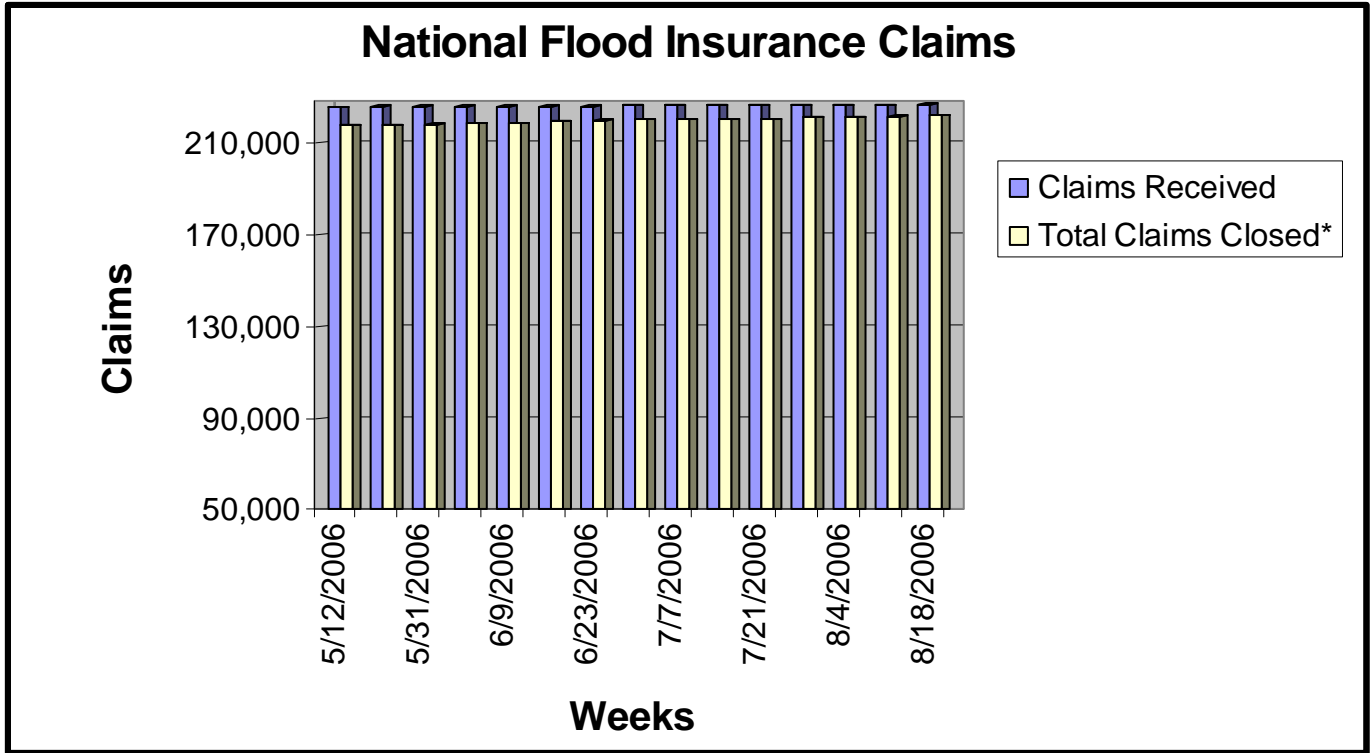
	<b>Katrina</b>	<b>Rita</b>	<b>Wilma</b>	<b>Totals</b>
<b>Allocations</b>	31,511,790,898	3,975,800,516	2,213,659,483	37,701,250,897
<b>Obligations</b>	29,913,447,295	3,820,107,972	2,135,539,580	35,869,094,847
<b>Expenditures</b>	18,529,911,610	2,410,320,225	1,222,705,932	22,162,937,766

**Allocations, Obligation and Expenditures for Katrina, Rita and Wilma**

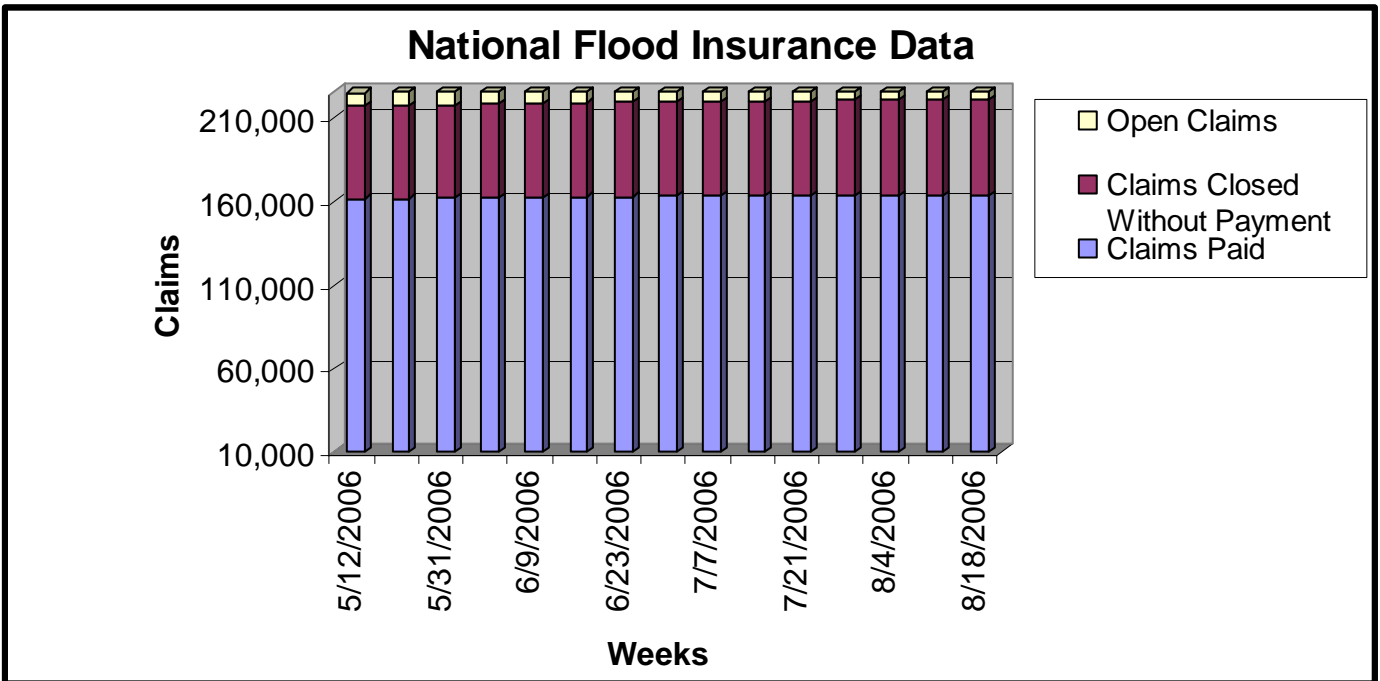


**FEDERAL EMERGENCY MANAGEMENT AGENCY  
DISASTER RELIEF FUND**

As of 08/18/06



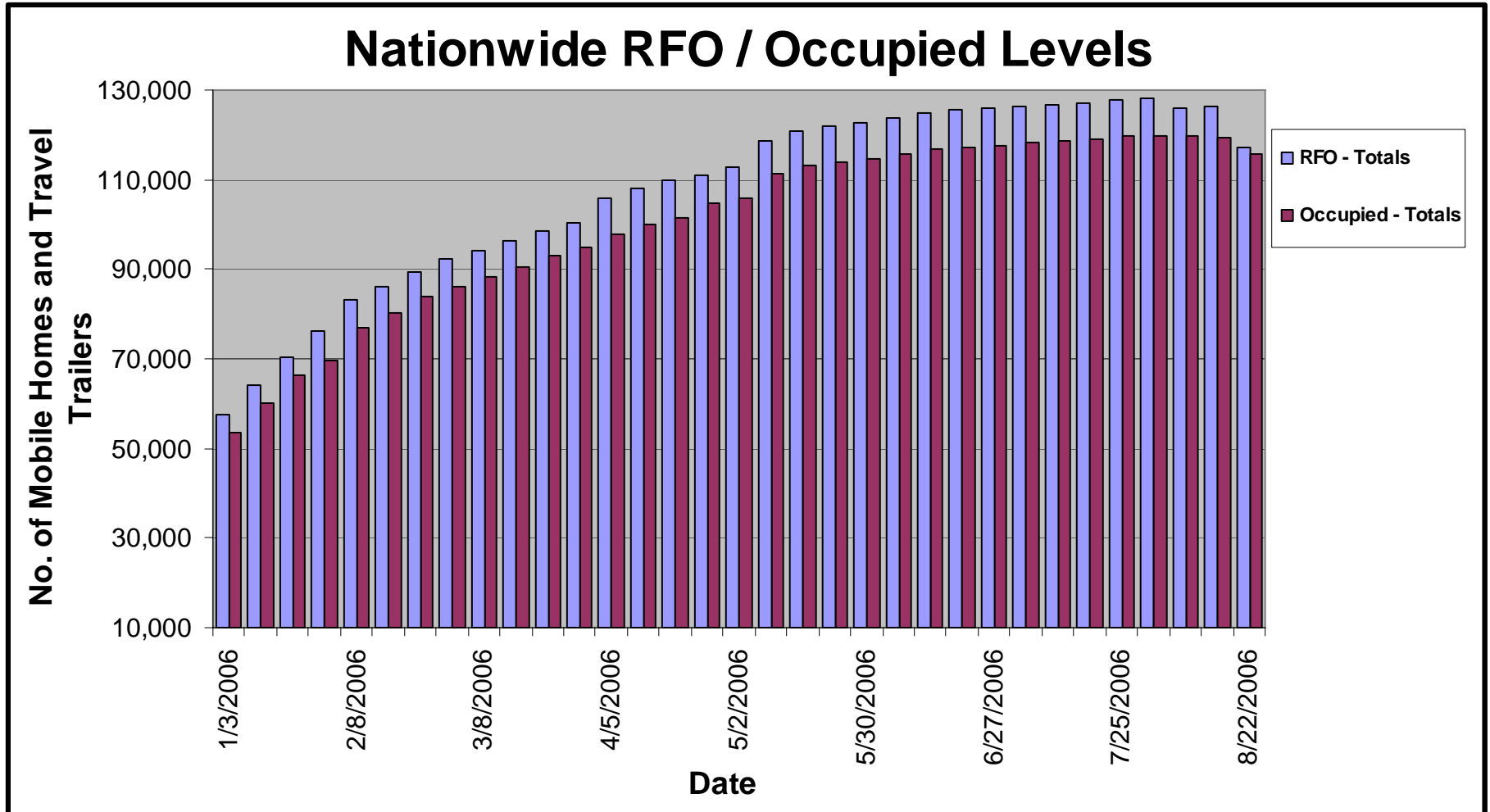
\*Note: "Total Claims Closed" incorporates Claims Closed Without Payment (CWOPs) and Claims Paid. CWOPs are claims that are received, but closed without payment because the damage is not covered by the NFIP Standard Flood Insurance Policy.



FEDERAL EMERGENCY MANAGEMENT AGENCY  
DISASTER RELIEF FUND

As of 8/22/06

Manufactured Housing Data  
Mobile Homes and Travel Trailers Ready for Occupation (RFO) and Occupied



**HOMELAND SECURITY - FEDERAL EMERGENCY MANAGEMENT AGENCY**  
**DISASTER RELIEF FUND - FY-2006 ACTIVITY**  
*Dollars in Thousands*  
As of 08/23/06

**Status of the Disaster Relief Fund**

	<u>Direct/Support</u>	<u>Change Since Last Report</u>
<b>Status of Obligations:</b>		
FY 2005 APPROPRIATION AVAILABLE:	69,687,736	0
FY 2005 OBLIGATIONS (net of recoveries):	23,158,726	0
FY 2005 UNOBLIGATED BALANCE:	46,529,010	0
FY 2006 APPROPRIATION AVAILABLE:	31,627,738	60,054
TOTAL OBLIGATIONS FY 2006 (net):	22,123,405	359,122
Obligations-FY '05 Recoveries:	2,258,229	60,055
Less: TOTAL OBLIGATIONS FY 2006 (gross):	24,381,634	419,177
UNOBLIGATED BALANCE:	7,246,104	(359,123)
<b>Status of Commitments:</b>		
Less: TOTAL COMMITMENTS:	26,015,652	415,471
UNCOMMITTED BALANCE:	5,612,086	(355,417)
<b>Status of Allocations:</b>		
FUNDS ALLOCATED FY 2005:	23,158,726	0
FUNDS ALLOCATED FY 2006:	26,601,671	300,507
Less: TOTAL OBLIGATIONS FY 2006 (gross):	24,381,634	419,177
UNOBLIGATED ALLOCATION:	2,220,037	(118,670)
<b>Amount Undistributed/Unallocated:</b>	<b>5,026,067</b>	<b>(240,453)</b>

Includes the rescission of \$23,409,300,000, transfer of \$752,500,000 to the Disaster Assistance Direct Loan Program Account, recoveries of \$2,258,228,634, the addition of the FY 2006 annual appropriation of \$1,752,300,000, the transfer of \$712,000,000 to the Small Business Administration for the Disaster Loan Program Account, the addition of the Fourth Emergency Supplemental appropriation of \$6,000,000,000 and the transfer of \$38,000,000 to the Social Security Administration.

**HOMELAND SECURITY - FEDERAL EMERGENCY MANAGEMENT AGENCY**  
**DISASTER RELIEF FUND**  
*Dollars in Thousands*  
As of 08/23/06

**Status of the Katrina Disaster Relief Funds**

	<u>Direct/Support</u>	<u>Change Since Last Report</u>
<b>Status of Allocations:</b>		
FUNDS ALLOCATED:	31,511,791	239,829
Less: TOTAL OBLIGATIONS (gross):	29,913,447	366,744
UNOBLIGATED ALLOCATION:	1,598,344	(126,915)
<b>Status of Obligations:</b>		
TOTAL OBLIGATIONS (gross):	29,913,447	366,744

**Status of the Rita Disaster Relief Funds**

	<u>Direct/Support</u>	<u>Change Since Last Report</u>
<b>Status of Allocations:</b>		
FUNDS ALLOCATED:	3,975,801	12,838
Less: TOTAL OBLIGATIONS (gross):	3,820,108	50,852
UNOBLIGATED ALLOCATION:	155,693	(38,014)
<b>Status of Obligations:</b>		
TOTAL OBLIGATIONS (gross):	3,820,108	50,852

**Status of the Wilma Disaster Relief Funds**

	<u>Direct/Support</u>	<u>Change Since Last Report</u>
<b>Status of Allocations:</b>		
FUNDS ALLOCATED:	2,213,659	10,200
Less: TOTAL OBLIGATIONS (gross):	2,135,540	9,978
UNOBLIGATED ALLOCATION:	78,120	223
<b>Status of Obligations:</b>		
TOTAL OBLIGATIONS (gross):	2,135,540	9,978



<b>Disaster Relief Fund: Details by Disaster Declaration (Katrina)</b>						
<b>Hurricane Katrina</b>			<b>Allocations</b>	<b>Obligations</b>	<b>Unobligated</b>	
Florida	Declared 8/28/05	1602DR	195,972	191,218	4,755	
Louisiana	Declared 8/27/05	3212EM	8,508	8,508	0	
Louisiana	Declared 8/28/05	1603DR	19,683,250	18,756,632	926,618	
Subtotal, LA			19,691,758	18,765,140	926,618	
Mississippi	Declared 8/28/05	3213EM	2,623	2,623	0	
Mississippi	Declared 8/28/05	1604DR	9,630,693	9,030,443	600,250	
Subtotal, MS			9,633,316	9,033,065	600,250	
Alabama	Declared 8/28/05	3214EM	84	84	0	
Alabama	Declared 8/28/05	1605DR	1,157,042	1,117,609	39,433	
Subtotal, AL			1,157,126	1,117,693	39,433	
<b>Evacuations</b>						
Arkansas	Declared 9/02/05	3215EM	54,221	54,193	28	
Texas	Declared 9/02/05	3216EM	602,257	599,036	3,221	
Tennessee	Declared 9/05/05	3217EM	29,088	28,288	800	
Georgia	Declared 9/05/05	3218EM	20,953	17,030	3,923	
Oklahoma	Declared 9/05/05	3219EM	14,427	12,649	1,779	
Florida	Declared 9/05/05	3220EM	9,202	7,848	1,354	
West Virginia	Declared 9/05/05	3221EM	907	886	21	
North Carolina	Declared 9/05/05	3222EM	2,002	1,983	19	
Utah	Declared 9/05/05	3223EM	2,010	1,992	18	
Colorado	Declared 9/05/05	3224EM	14,246	14,173	73	
Michigan	Declared 9/07/05	3225EM	2,524	2,131	393	
District of Columbia	Declared 9/07/05	3226EM	1,939	1,891	49	
Washington	Declared 9/07/05	3227EM	3,429	3,401	28	
Oregon	Declared 9/07/05	3228EM	2,120	2,113	7	
New Mexico	Declared 9/07/05	3229EM	2,246	1,697	550	
Illinois	Declared 9/07/05	3230EM	2,704	2,507	197	
Kentucky	Declared 9/10/05	3231EM	4,310	4,140	170	
Missouri	Declared 9/10/05	3232EM	2,671	2,597	74	
South Carolina	Declared 9/10/05	3233EM	3,657	3,637	20	
South Dakota	Declared 9/10/05	3234EM	294	274	21	
Pennsylvania	Declared 9/10/05	3235EM	3,166	3,157	9	
Kansas	Declared 9/10/05	3236EM	164	163	0	
Alabama	Declared 9/10/05	3237EM	4,000	3,840	160	
Indiana	Declared 9/10/05	3238EM	4,151	3,932	218	
Iowa	Declared 9/10/05	3239EM	238	228	10	
Virginia	Declared 9/12/05	3240EM	724	704	20	
Arizona	Declared 9/12/05	3241EM	7,550	7,548	2	
Minnesota	Declared 9/13/05	3242EM	15,024	3,896	11,129	
Nevada	Declared 9/13/05	3243EM	1,317	1,009	309	
Idaho	Declared 9/13/05	3244EM	679	653	26	
Nebraska	Declared 9/13/05	3245EM	211	211	0	
Connecticut	Declared 9/13/05	3246EM	1,043	722	322	
North Dakota	Declared 9/13/05	3247EM	66	51	15	
California	Declared 9/13/05	3248EM	903	698	205	
Wisconsin	Declared 9/13/05	3249EM	3,526	2,971	555	
Ohio	Declared 9/13/05	3250EM	2,544	2,492	52	
Maryland	Declared 9/13/05	3251EM	1,744	1,649	94	
Massachusetts	Declared 9/13/05	3252EM	6,216	6,043	173	
Montana	Declared 9/13/05	3253EM	443	433	10	
Rhode Island	Declared 9/19/05	3255EM	1,525	1,156	369	
Maine	Declared 9/19/05	3256EM	106	57	49	
New Jersey	Declared 9/19/05	3257EM	201	182	20	
New Hampshire	Declared 9/19/05	3258EM	106	16	90	
New York	Declared 9/30/05	3262EM	2,613	1,955	659	
Delaware	Declared 9/30/05	3263EM	151	101	50	
Subtotal, Evacuations			833,619	806,332	27,288	
<b>Total, Katrina</b>			<b>31,511,791</b>	<b>29,913,447</b>	<b>1,598,344</b>	
<b>Disaster Relief Fund: Details by Disaster Declaration (Rita)</b>						
<b>Hurricane Rita</b>			<b>Allocations</b>	<b>Obligations</b>	<b>Unobligated</b>	
Florida	Declared 9/20/05	3259EM	10,391	10,213	178	
Louisiana	Declared 9/21/05	3260EM	275	275	0	
Louisiana	Declared 9/24/05	1607DR	1,787,478	1,729,931	57,548	
Subtotal, Louisiana			1,787,753	1,730,206	57,548	
Texas	Declared 9/21/05	3261EM	106,869	106,838	31	
Texas	Declared 9/24/05	1606DR	2,070,787	1,972,851	97,936	
Subtotal, Texas			2,177,656	2,079,689	97,967	
<b>Total, Rita</b>			<b>3,975,801</b>	<b>3,820,108</b>	<b>155,693</b>	
<b>Disaster Relief Fund: Details by Disaster Declaration (Wilma)</b>						
<b>Hurricane Wilma</b>			<b>Allocations</b>	<b>Obligations</b>	<b>Unobligated</b>	
Florida	Declared 10/24/05	1609DR	2,213,659	2,135,540	78,120	
Subtotal, FL			2,213,659	2,135,540	78,120	
<b>Total, Wilma</b>			<b>2,213,659</b>	<b>2,135,540</b>	<b>78,120</b>	

## National Flood Insurance Program Data for Hurricanes Katrina and Rita

As of 08/18/2006

### Number of Flood Insurance Claims Made to Feds, by State\*

State and Disaster Number	Number of Losses Received
Florida, DR-1602	9,021
Louisiana, DR-1603	177,827
Mississippi, DR-1604	19,006
Alabama, DR-1605	5,723
Texas, DR-1606	3,930
Louisiana, DR-1607	10,910
<b>TOTAL</b>	<b>226,417</b>

\*The data above is gathered through telephone surveys of NFIP Write Your Own companies and represents the best available information. These numbers should be regarded as preliminary estimates.

As of 3/28/06

### Number of Homes Damaged Without Flood Insurance, by State\*\*

State and Disaster Number	Number of Registrants Reporting No Flood Insurance
Florida, DR-1602	733
Louisiana, DR-1603 and 1607	32,768
Mississippi, DR-1604	26,716
Alabama, DR-1605	1,743
Texas, DR-1606	889
<b>TOTAL</b>	<b>62,849</b>

\*\*Reports dated before 3/28/06 were based on households reported as flood damaged by the "applicants" when they originally filed for assistance. The data above represents the number of owners and renters (households) that registered through FEMA's National Processing Service Center, and subsequently received an inspection by FEMA or SBA. This report consists of only those households verified by inspection as flood damaged, including homes where sensors recorded flooding activity.

As of 08/18/06

### Number of Households Individual Claim Fully Paid, by State\*\*\*

State and Disaster Number	Number of Losses Paid
Florida, DR-1602	5,769
Louisiana, DR-1603	126,860
Mississippi, DR-1604	17,137
Alabama, DR-1605	5,059
Texas, DR-1606	1,700
Louisiana, DR-1607	7,402
<b>TOTAL</b>	<b>163,927</b>

\*\*\*"Losses Paid" are numbers generated from estimates received from the NFIP Write Your Own companies. These numbers represent all NFIP policies, both commercial and residential. This data represents the best information available at this time. These numbers should be regarded as preliminary estimates.

## National Flood Insurance Program Data for Hurricanes Katrina and Rita

As of 08/18/06

<b>Number of Flood Insurance Claims Closed Without Payment (CWOP)*</b>	
<b>State and Disaster Number</b>	<b>Number of CWOP Claims</b>
Florida, DR-1602	3,012
Louisiana, DR-1603	47,251
Mississippi, DR-1604	1,506
Alabama, DR-1605	548
Texas, DR-1606	2,090
Louisiana, DR-1607	3,127
<b>TOTAL</b>	<b>57,534</b>

\*The data above is gathered through telephone surveys of NFIP Write Your Own companies and represents the best available information. These numbers should be regarded as preliminary estimates. CWOPs are claims that are received, but closed without payment because the damage is not covered by the NFIP Standard Flood Insurance Policy.

**Hurricanes Katrina, Rita and Wilma  
Hotel and Motel Data\*  
As of 8/20/06**

Hotel & Motel Rooms	8/16/06
State	Authorization Codes
LA	32
<b>Total</b>	<b>32</b>

\*As of 5/02/06, FEMA tracks hotel occupancy through the use of authorization codes rather than hotel rooms. Authorization codes are issued to individual applicants (or an individual on behalf of a household) who meet eligibility and verification requirements to occupy a FEMA funded hotel room(s). While the number of authorization codes issued roughly reflects the number of rooms occupied, it is not a direct correlation.

# MANUFACTURED HOUSING DATA AS OF 8/22/2006

Hurricanes Katrina / Rita Manufactured Housing Data		8.22.06
<b>Louisiana</b>		
<b>Inventory at Staging Area</b>		<b>3,855</b>
Travel Trailers		2,906
Mobile Homes		288
Modular Housing		661
Issued from Staging Area -Today		94
Pads - Leased (1)		16,737
Pads - Leases Pending		100
<b>Cumulative RFO</b>		<b>76,612</b>
Travel Trailers		72,019
Mobile Homes		4,593
<b>Occupied</b>		<b>75,250</b>
Travel Trailers		70,698
Mobile Homes		4,552
<b>Mississippi</b>		
<b>Inventory at Staging Area</b>		<b>1,284</b>
Travel Trailers		968
Mobile Homes		316
Modular Housing		0
Issued from Staging Area -Today		40
Pads - Leased (1)		6,306
Pads - Leases Pending		201
<b>Cumulative RFO</b>		<b>36,178</b>
Travel Trailers		31,401
Mobile Homes		4,777
<b>Occupied</b>		<b>35,983</b>
Travel Trailers		31,268
Mobile Homes		4,715
<b>Alabama</b>		
<b>Inventory at Staging Area</b>		<b>2,957</b>
Travel Trailers		1,767
Mobile Homes		1,190
Modular Housing		0
Issued from Staging Area -Today		0
Pads - Leased (1)		204
Pads - Leases Pending		0
<b>Cumulative RFO</b>		<b>892</b>
Travel Trailers		892
Mobile Homes		0
<b>Occupied</b>		<b>892</b>
Travel Trailers		892
Mobile Homes		0

# MANUFACTURED HOUSING DATA AS OF 8/22/2006

Hurricanes Katrina / Rita Manufactured Housing Data Continued	
<b>Texas</b>	
<b>Inventory at Staging Area</b>	<b>11,687</b>
Travel Trailers	116
Mobile Homes	10,950
Modular Housing	621
Issued from Staging Area-Today	38
Pads - Leased (1)	194
Pads - Leases Pending	0
<b>Cumulative RFO</b>	<b>3,538</b>
Travel Trailers	3,538
Mobile Homes	0
<b>Occupied</b>	<b>3,521</b>
Travel Trailers	3,521
Mobile Homes	0
<b>Florida</b>	
<b>Inventory at Staging Area</b>	<b>258</b>
Travel Trailers	144
Mobile Homes	114
Modular Housing	0
Issued from Staging Area -Today	140
<b>Totals</b>	
<b>Cumulative RFO</b>	<b>117,220</b>
<b>Occupied</b>	<b>115,646</b>
<b>Comments</b>	
The figures contained in this report are based on best available data.	
» Report includes travel trailer, mobile home data and modular housing data.	
» Staging areas: LA - New Orleans, Baton Rouge and Lake Charles; AR - Hope; AL - Selma-Craig and Summerdale; TX - Texarkana and Jasper; MS - Purvis and Carne	
» FL-LT manages Florida manufactured housing.	
» Emergency Housing Sites include industrial, commercial, private and group sites.	
<b>Notes:</b>	
1. Excludes private and industrial EGS.	
2. Includes private, industrial, commercial and group sites.	
3. Louisiana manufactured housing statistics are now reported directly from LA JFO (Joint Field Office) Housing Unit. Previous totals were based on the IA (Individual Assistance) TAC (Technical Advisory Committee) Report for all contractors. The shift in LA JFO reporting provides a more accurate data source and accounts for the decrease in RFO (Ready for Occupation) manufactured housing units in this week's report.	

## KATRINA DECLARATIONS BY MAJOR OBJECT CLASS

**AS OF 08-23-2006**

ROUNDED TO THE NEAREST DOLLAR / PERCENT

PROGRAM AREA	PROGRAM NAME	ALLOCATIONS	UN-OBLIGATED COMMITMENTS	OBLIGATIONS	UN-OBLIGATED ALLOCATIONS(c)	UN-LIQUIDATED OBLIGATIONS	EXPENDITURES	ALLOCATION AVAILABLE
1-HUMAN SERVICES	2503-UNEMPLOYMENT	423,459,491		410,183,399	13,276,092		410,183,399	13,276,092
	2504-CRISIS COUNSELING-NIMH	70,531,403	300,000	33,211,359	37,320,044	4,439,993	28,771,366	37,020,044
	2576-LEGAL SERVICES	348,073	153,398	194,167	153,906	66,900	127,267	508
	2592-INSPECTIONS	235,721,214	31,804,976	202,134,430	33,586,785	76,526,486	125,607,944	1,781,808
	4149-OTHER NEEDS ASSISTANCE	1,851,501,311		1,851,489,314	11,997	49,885,743	1,801,603,571	11,997
	414X-HOUSING ASSISTANCE	4,131,471,632	5,883	4,099,302,803	32,168,829	11,895,498	4,087,407,305	32,162,946
	4152-CRISIS COUNSELING-SCC	40,697,364		40,151,560	545,804	16,970,495	23,181,065	545,804
	MANUFACTURED HOUSING	7,514,100,897	977,176,446	6,483,232,861	1,030,868,036	1,645,082,472	4,838,150,389	53,691,590
<b>TOTAL</b>	<b>14,267,831,385</b>	<b>1,009,440,703</b>	<b>13,119,899,891</b>	<b>1,147,931,494</b>	<b>1,804,867,587</b>	<b>11,315,032,305</b>	<b>138,490,791</b>	
2-INFRASTRUCTURE	2594-INSPECTIONS	435,087,329	41,998,700	391,642,379	43,444,949	109,475,531	282,166,849	1,446,249
	416X-PUBLIC ASSISTANCE	5,792,784,025		5,761,402,104	31,381,921	2,916,807,901	2,844,594,203	31,381,921
	<b>TOTAL</b>	<b>6,227,871,354</b>	<b>41,998,700</b>	<b>6,153,044,483</b>	<b>74,826,870</b>	<b>3,026,283,432</b>	<b>3,126,761,051</b>	<b>32,828,170</b>
3-MITIGATION	2593-INSPECTIONS	30,722,196	4,486,660	21,750,806	8,971,390	13,165,143	8,585,663	4,484,730
	4173-HAZARD MITIGATION	15,570,624		15,570,624		14,612,907	957,717	
	<b>TOTAL</b>	<b>46,292,820</b>	<b>4,486,660</b>	<b>37,321,430</b>	<b>8,971,390</b>	<b>27,778,050</b>	<b>9,543,380</b>	<b>4,484,730</b>
4-OPERATIONS	2507-MISSIONS-TA	27,130,756		26,187,256	943,500	3,464,823	943,500	
	2508-MISSIONS-DFA	4,983,438,333		4,973,937,397	9,500,936	4,008,834,832	965,102,564	9,500,936
	<b>TOTAL</b>	<b>5,010,569,089</b>		<b>5,000,124,653</b>	<b>10,444,436</b>	<b>4,031,557,265</b>	<b>968,567,387</b>	<b>10,444,436</b>
5-ADMINISTRATION	11XX-SALARIES & BENEFITS	379,278,011		384,191,186	(4,913,175)		384,191,186	(4,913,175)
	21XX-TRAVEL	220,007,608	3,131,038	213,900,950	6,106,658	14,390,128	199,510,823	2,975,619
	22XX-TRANSPORTION	45,774,335	258,048	41,722,543	4,051,792	5,554,827	36,167,717	3,793,744
	23XX-RENT, COMM, UTILITIES	299,687,561	26,795,537	268,389,279	31,298,282	65,627,747	202,761,532	4,502,744
	24XX-PRINT & REPRO	5,714,608	573,247	4,911,487	803,121	2,965,209	1,946,279	229,874
	2501-MISSIONS-FOS	2,192,127,211		2,188,157,412	3,969,799	1,575,056,026	613,101,385	3,969,799
	25XX-OTHER SERVICES	1,970,246,435	234,972,304	1,708,273,513	261,972,921	645,645,959	1,062,627,555	27,000,617
	26XX-SUPPLIES & MATERIALS	546,242,312	24,957,426	516,119,578	30,122,734	115,601,787	400,517,791	5,165,309
	31XX-EQUIPMENT	213,084,234	17,189,358	192,928,830	20,155,403	25,683,386	167,245,445	2,966,045
	32XX-LAND & STRUCTURES	11,868,466	2,241,961	9,266,589	2,601,877	1,527,886	7,738,703	359,916
	4101-URBAN SEARCH & RESCUE	75,195,470		75,195,469	1	40,996,398	34,199,071	1
<b>TOTAL</b>	<b>5,959,226,251</b>	<b>310,118,919</b>	<b>5,603,056,838</b>	<b>356,169,413</b>	<b>2,493,049,351</b>	<b>3,110,007,487</b>	<b>46,050,494</b>	
<b>GRAND TOTAL</b>	<b>31,511,790,898</b>	<b>1,366,044,982</b>	<b>29,913,447,295</b>	<b>1,598,343,604</b>	<b>11,383,535,685</b>	<b>18,529,911,610</b>	<b>232,298,621</b>	

**KATRINA DECLARATIONS BY PROGRAM AREA**

**AS OF 08-23-2006**

PROGRAM CODE	STATE NAME	PROGRAM AREA	ALLOCATIONS	UN-OBLIGATED COMMITMENTS	OBLIGATIONS	UN-OBLIGATED ALLOCATIONS(c)	UN-LIQUIDATED OBLIGATIONS	EXPENDITURES	ALLOCATION AVAILABLE
1602DR	FLORIDA	2-INFRASTRUCTURE	163,558,474		163,583,148	(24,674)	40,273,206	123,309,942	(24,674)
		4-OPERATIONS	10,000		10,000		10,000		
		5-ADMINISTRATION	32,403,764	240,867	27,624,487	4,779,277	14,555,274	13,069,212	4,538,411
		<b>TOTAL</b>	<b>195,972,238</b>	<b>240,867</b>	<b>191,217,634</b>	<b>4,754,604</b>	<b>54,838,480</b>	<b>136,379,154</b>	<b>4,513,737</b>
1603DR	LOUISIANA	1-HUMAN SERVICES	10,162,616,298	532,122,105	9,555,997,882	606,618,416	1,342,641,740	8,213,356,142	74,496,311
		2-INFRASTRUCTURE	3,444,478,497	40,822,500	3,402,667,986	41,810,511	1,889,613,561	1,513,054,425	988,011
		3-MITIGATION	15,702,216	2,255,961	9,745,255	5,956,961	5,738,450	4,006,806	3,701,000
		4-OPERATIONS	3,079,525,833		3,079,524,398	1,435	2,402,501,709	677,022,690	1,435
		5-ADMINISTRATION	2,980,926,868	257,663,643	2,708,696,299	272,230,568	1,131,939,475	1,576,756,824	14,566,925
		<b>TOTAL</b>	<b>19,683,249,712</b>	<b>832,864,209</b>	<b>18,756,631,821</b>	<b>926,617,891</b>	<b>6,772,434,934</b>	<b>11,984,196,886</b>	<b>93,753,682</b>
1604DR	MISSISSIPPI	1-HUMAN SERVICES	3,444,156,813	453,781,278	2,925,198,472	518,958,341	402,715,099	2,522,483,374	65,177,063
		2-INFRASTRUCTURE	1,757,046,839	885,200	1,750,490,590	6,556,249	948,611,405	801,879,184	5,671,049
		3-MITIGATION	21,232,743	2,230,700	18,327,043	2,905,700	14,151,187	4,175,857	675,000
		4-OPERATIONS	1,709,712,910		1,709,269,909	443,001	1,476,944,846	232,325,062	443,001
		5-ADMINISTRATION	2,698,543,794	49,276,528	2,627,156,593	71,387,201	1,250,020,098	1,377,136,495	22,110,673
		<b>TOTAL</b>	<b>9,630,693,099</b>	<b>506,173,705</b>	<b>9,030,442,607</b>	<b>600,250,492</b>	<b>4,092,442,635</b>	<b>4,937,999,973</b>	<b>94,076,786</b>
1605DR	ALABAMA	1-HUMAN SERVICES	661,058,274	23,537,320	638,703,538	22,354,737	59,510,749	579,192,789	(1,182,584)
		2-INFRASTRUCTURE	100,426,362		99,560,135	866,227	25,330,282	74,229,853	866,227
		3-MITIGATION	9,357,861		9,249,131	108,730	7,888,414	1,360,718	108,730
		4-OPERATIONS	181,500,000		171,500,000	10,000,000	113,830,296	57,669,704	10,000,000
		5-ADMINISTRATION	204,699,054	2,936,722	198,595,812	6,103,241	75,408,745	123,187,068	3,166,519
		<b>TOTAL</b>	<b>1,157,041,551</b>	<b>26,474,042</b>	<b>1,117,608,616</b>	<b>39,432,935</b>	<b>281,968,486</b>	<b>835,640,130</b>	<b>12,958,893</b>
3212EM	LOUISIANA	2-INFRASTRUCTURE							
		4-OPERATIONS	1,500,000		1,500,000		1,497,904	2,096	
		5-ADMINISTRATION	7,008,058		7,008,058		6,246,960	761,098	
		<b>TOTAL</b>	<b>8,508,058</b>		<b>8,508,058</b>		<b>7,744,864</b>	<b>763,194</b>	
3213EM	MISSISSIPPI	2-INFRASTRUCTURE							
		4-OPERATIONS							
		5-ADMINISTRATION	2,622,585		2,622,585		2,465,068	157,517	
		<b>TOTAL</b>	<b>2,622,585</b>		<b>2,622,585</b>		<b>2,465,068</b>	<b>157,517</b>	
3214EM	ALABAMA	2-INFRASTRUCTURE							
		4-OPERATIONS							
		5-ADMINISTRATION	84,454		84,454		31,478	52,976	
		<b>TOTAL</b>	<b>84,454</b>		<b>84,454</b>		<b>31,478</b>	<b>52,976</b>	
3215EM	ARKANSAS	2-INFRASTRUCTURE	46,325,491		46,325,886	(395)	1,702,720	44,623,166	(395)
		4-OPERATIONS	3,500,000		3,500,000		3,500,000		
		5-ADMINISTRATION	4,395,434		4,367,343	28,091	709,555	3,657,788	28,091
		<b>TOTAL</b>	<b>54,220,925</b>		<b>54,193,229</b>	<b>27,697</b>	<b>5,912,275</b>	<b>48,280,954</b>	<b>27,697</b>
3216EM	TEXAS	2-INFRASTRUCTURE	548,450,699	290,000	546,057,631	2,393,068	78,272,824	467,784,807	2,103,068
		4-OPERATIONS	33,815,346		33,815,346		32,267,510	1,547,836	
		5-ADMINISTRATION	19,990,478	1,159	19,162,741	827,737	9,364,596	9,798,145	826,578
		<b>TOTAL</b>	<b>602,256,523</b>	<b>291,159</b>	<b>599,035,718</b>	<b>3,220,805</b>	<b>119,904,930</b>	<b>479,130,788</b>	<b>2,929,646</b>
3217EM	TENNESSEE	2-INFRASTRUCTURE	29,000,000		28,199,660	800,340	2,315,441	25,884,219	800,340
		4-OPERATIONS	5,000		5,000		5,000		
		5-ADMINISTRATION	83,363		83,363		2,000	81,363	
		<b>TOTAL</b>	<b>29,088,363</b>		<b>28,288,023</b>	<b>800,340</b>	<b>2,322,441</b>	<b>25,965,582</b>	<b>800,340</b>
3218EM	GEORGIA	2-INFRASTRUCTURE	20,900,000		16,976,883	3,923,117	7,577,333	9,399,550	3,923,117
		5-ADMINISTRATION	52,767		52,767		52,000	767	
		<b>TOTAL</b>	<b>20,952,767</b>		<b>17,029,650</b>	<b>3,923,117</b>	<b>7,629,333</b>	<b>9,400,317</b>	<b>3,923,117</b>
3219EM	OKLAHOMA	2-INFRASTRUCTURE	14,250,313		12,486,777	1,763,536	632,146	11,854,631	1,763,536
		5-ADMINISTRATION	176,910		161,938	14,972	12,604	149,334	14,972
		<b>TOTAL</b>	<b>14,427,223</b>		<b>12,648,715</b>	<b>1,778,508</b>	<b>644,751</b>	<b>12,003,965</b>	<b>1,778,508</b>
3220EM	FLORIDA	2-INFRASTRUCTURE	9,200,000		7,845,819	1,354,181	5,573,635	2,272,184	1,354,181
		5-ADMINISTRATION	2,272		2,272			2,272	
		<b>TOTAL</b>	<b>9,202,272</b>		<b>7,848,091</b>	<b>1,354,181</b>	<b>5,573,635</b>	<b>2,274,456</b>	<b>1,354,181</b>
3221EM	WEST VIRGINIA	2-INFRASTRUCTURE	783,000		782,658	342	16,327	766,331	342
		5-ADMINISTRATION	123,811		103,490	20,321		103,490	20,321
		<b>TOTAL</b>	<b>906,811</b>		<b>886,148</b>	<b>20,663</b>	<b>16,327</b>	<b>869,821</b>	<b>20,663</b>
3222EM	NORTH CAROLINA	2-INFRASTRUCTURE	2,000,000		1,980,608	19,392	417,370	1,563,238	19,392
		5-ADMINISTRATION	2,261		2,261		2,000	261	
		<b>TOTAL</b>	<b>2,002,261</b>		<b>1,982,869</b>	<b>19,392</b>	<b>419,370</b>	<b>1,563,498</b>	<b>19,392</b>



PROGRAM CODE	STATE NAME	PROGRAM AREA	ALLOCATIONS	UN-OBLIGATED COMMITMENTS	OBLIGATIONS	UN-OBLIGATED ALLOCATIONS(c)	UN-LIQUIDATED OBLIGATIONS	EXPENDITURES	ALLOCATION AVAILABLE
3223EM	UTAH	2-INFRASTRUCTURE	1,928,275	1,000	1,927,275	1,000	513,872	1,413,402	0
		4-OPERATIONS							
		5-ADMINISTRATION	81,798		64,814	16,984	11,507	53,307	16,984
		<b>TOTAL</b>	<b>2,010,073</b>	<b>1,000</b>	<b>1,992,088</b>	<b>17,984</b>	<b>525,380</b>	<b>1,466,709</b>	<b>16,984</b>
3224EM	COLORADO	2-INFRASTRUCTURE	13,597,030		13,534,963	62,067	34,136	13,500,827	62,067
		4-OPERATIONS							
		5-ADMINISTRATION	648,680		637,990	10,690	8,968	629,022	10,690
		<b>TOTAL</b>	<b>14,245,710</b>		<b>14,172,953</b>	<b>72,757</b>	<b>43,104</b>	<b>14,129,850</b>	<b>72,757</b>
3225EM	MICHIGAN	2-INFRASTRUCTURE	1,920,000		1,703,588	216,412	50,293	1,653,296	216,412
		5-ADMINISTRATION	603,594		426,975	176,619	38,596	388,378	176,619
		<b>TOTAL</b>	<b>2,523,594</b>		<b>2,130,563</b>	<b>393,031</b>	<b>88,889</b>	<b>2,041,674</b>	<b>393,031</b>
		2-INFRASTRUCTURE	1,838,568		1,836,498	2,070	1,836,498		2,070
3226EM	DISTRICT OF COLUMBIA	5-ADMINISTRATION	100,803		54,053	46,751		54,053	46,751
		<b>TOTAL</b>	<b>1,939,371</b>		<b>1,890,551</b>	<b>48,821</b>	<b>1,836,498</b>	<b>54,053</b>	<b>48,821</b>
		2-INFRASTRUCTURE	2,998,033		2,998,031	2	2,439,566	558,465	2
		5-ADMINISTRATION	431,046		402,829	28,217	12,528	390,301	28,217
3227EM	WASHINGTON	<b>TOTAL</b>	<b>3,429,079</b>		<b>3,400,861</b>	<b>28,218</b>	<b>2,452,094</b>	<b>948,767</b>	<b>28,218</b>
		2-INFRASTRUCTURE	2,075,047		2,075,040	7	1,477,270	597,770	7
		5-ADMINISTRATION	45,053		38,096	6,957	6,181	31,915	6,957
		<b>TOTAL</b>	<b>2,120,100</b>		<b>2,113,136</b>	<b>6,964</b>	<b>1,483,451</b>	<b>629,685</b>	<b>6,964</b>
3229EM	NEW MEXICO	2-INFRASTRUCTURE	2,139,828		1,626,508	513,320	1,194,044	432,464	513,320
		5-ADMINISTRATION	106,507		70,132	36,375	3,770	66,361	36,375
		<b>TOTAL</b>	<b>2,246,335</b>		<b>1,696,640</b>	<b>549,695</b>	<b>1,197,814</b>	<b>498,826</b>	<b>549,695</b>
		2-INFRASTRUCTURE	2,418,578		2,267,275	151,303	1,184,256	1,083,019	151,303
3230EM	ILLINOIS	5-ADMINISTRATION	285,818		240,182	45,636	45,823	194,359	45,636
		<b>TOTAL</b>	<b>2,704,396</b>		<b>2,507,457</b>	<b>196,939</b>	<b>1,230,079</b>	<b>1,277,378</b>	<b>196,939</b>
		2-INFRASTRUCTURE	4,300,000		4,129,572	170,428	2,466,639	1,662,933	170,428
		5-ADMINISTRATION	9,961		9,961		2,000	7,961	
3231EM	KENTUCKY	<b>TOTAL</b>	<b>4,309,961</b>		<b>4,139,533</b>	<b>170,428</b>	<b>2,468,639</b>	<b>1,670,893</b>	<b>170,428</b>
		2-INFRASTRUCTURE	2,005,000		1,958,975	46,025	1,922,575	36,400	46,025
		5-ADMINISTRATION	665,895		637,790	28,105	14,143	623,647	28,105
		<b>TOTAL</b>	<b>2,670,895</b>		<b>2,596,765</b>	<b>74,131</b>	<b>1,936,718</b>	<b>660,047</b>	<b>74,131</b>
3232EM	MISSOURI	2-INFRASTRUCTURE	3,614,915		3,594,917	19,998	126,904	3,468,013	19,998
		5-ADMINISTRATION	42,089		42,089		2,000	40,089	
		<b>TOTAL</b>	<b>3,657,004</b>		<b>3,637,006</b>	<b>19,998</b>	<b>128,904</b>	<b>3,508,102</b>	<b>19,998</b>
		2-INFRASTRUCTURE	261,722		261,676	46	50,344	211,332	46
3234EM	SOUTH DAKOTA	5-ADMINISTRATION	32,700		12,086	20,614	1,734	10,352	20,614
		<b>TOTAL</b>	<b>294,422</b>		<b>273,761</b>	<b>20,661</b>	<b>52,078</b>	<b>221,684</b>	<b>20,661</b>
		2-INFRASTRUCTURE	2,890,000		2,889,660	340	850,036	2,039,624	340
		5-ADMINISTRATION	275,775		266,888	8,887	2,242	264,647	8,887
3235EM	PENNSYLVANIA	<b>TOTAL</b>	<b>3,165,775</b>		<b>3,156,548</b>	<b>9,228</b>	<b>852,278</b>	<b>2,304,270</b>	<b>9,228</b>
		2-INFRASTRUCTURE	163,200		163,069	131	9,135	153,933	131
		5-ADMINISTRATION	351		351	0	0	351	0
		<b>TOTAL</b>	<b>163,551</b>		<b>163,419</b>	<b>132</b>	<b>9,136</b>	<b>154,284</b>	<b>132</b>
3237EM	ALABAMA	2-INFRASTRUCTURE	3,000,000		2,840,416	159,584	32,226	2,808,190	159,584
		4-OPERATIONS	1,000,000		1,000,000		1,000,000		
		5-ADMINISTRATION							
		<b>TOTAL</b>	<b>4,000,000</b>		<b>3,840,416</b>	<b>159,584</b>	<b>1,032,226</b>	<b>2,808,190</b>	<b>159,584</b>
3238EM	INDIANA	2-INFRASTRUCTURE	4,127,992		3,930,006	197,986	3,893,756	36,250	197,986
		5-ADMINISTRATION	22,864		2,392	20,472	96	2,297	20,472
		<b>TOTAL</b>	<b>4,150,856</b>		<b>3,932,398</b>	<b>218,458</b>	<b>3,893,852</b>	<b>38,546</b>	<b>218,458</b>
		2-INFRASTRUCTURE	222,618		222,618		6,968	215,650	
3239EM	IOWA	5-ADMINISTRATION	15,278		5,639	9,638		5,639	9,638
		<b>TOTAL</b>	<b>237,895</b>		<b>228,257</b>	<b>9,638</b>	<b>6,968</b>	<b>221,289</b>	<b>9,638</b>
		2-INFRASTRUCTURE	593,100		592,846	254	169,166	423,680	254
		5-ADMINISTRATION	130,910		111,522	19,388			19,388
3240EM	VIRGINIA	<b>TOTAL</b>	<b>724,010</b>		<b>704,368</b>	<b>19,642</b>	<b>169,166</b>	<b>535,202</b>	<b>19,642</b>
		2-INFRASTRUCTURE	5,292,410		5,292,115	295	95,822	5,196,293	295
		5-ADMINISTRATION	2,257,438		2,256,062	1,376	1,999,342	256,720	1,376
		<b>TOTAL</b>	<b>7,549,848</b>		<b>7,548,177</b>	<b>1,670</b>	<b>2,095,164</b>	<b>5,453,013</b>	<b>1,670</b>
3242EM	MINNESOTA	2-INFRASTRUCTURE	15,000,000		3,893,657	11,106,343	2,459,694	1,433,962	11,106,343
		5-ADMINISTRATION	24,450		1,927	22,523	22	1,905	22,523
		<b>TOTAL</b>	<b>15,024,450</b>		<b>3,895,584</b>	<b>11,128,866</b>	<b>2,459,716</b>	<b>1,435,868</b>	<b>11,128,866</b>

PROGRAM CODE	STATE NAME	PROGRAM AREA	ALLOCATIONS	UN-OBLIGATED COMMITMENTS	OBLIGATIONS	UN-OBLIGATED ALLOCATIONS(c)	UN-LIQUIDATED OBLIGATIONS	EXPENDITURES	ALLOCATION AVAILABLE
3243EM	NEVADA	2-INFRASTRUCTURE	1,000,000		705,623	294,377	168,185	537,438	294,377
		5-ADMINISTRATION	317,219		302,939	14,280	6,027	296,913	14,280
		<b>TOTAL</b>	<b>1,317,219</b>		<b>1,008,562</b>	<b>308,657</b>	<b>174,211</b>	<b>834,351</b>	<b>308,657</b>
3244EM	IDAHO	2-INFRASTRUCTURE	643,377		643,370	7	500,034	143,336	7
		5-ADMINISTRATION	35,700		10,108	25,592	249	9,860	25,592
		<b>TOTAL</b>	<b>679,077</b>		<b>653,478</b>	<b>25,599</b>	<b>500,283</b>	<b>153,195</b>	<b>25,599</b>
3245EM	NEBRASKA	2-INFRASTRUCTURE	210,100		210,100		136,254	73,846	
		5-ADMINISTRATION	1,302		1,302			1,302	
		<b>TOTAL</b>	<b>211,402</b>		<b>211,402</b>		<b>136,254</b>	<b>75,147</b>	
3246EM	CONNECTICUT	2-INFRASTRUCTURE	1,000,000		684,199	315,801	684,199		315,801
		5-ADMINISTRATION	43,301		37,443	5,858	13,718	23,725	5,858
		<b>TOTAL</b>	<b>1,043,301</b>		<b>721,642</b>	<b>321,659</b>	<b>697,917</b>	<b>23,725</b>	<b>321,659</b>
3247EM	NORTH DAKOTA	2-INFRASTRUCTURE	23,747		23,747	0	23,747		0
		5-ADMINISTRATION	41,985		27,322	14,663	1,596	25,726	14,663
		<b>TOTAL</b>	<b>65,732</b>		<b>51,069</b>	<b>14,664</b>	<b>25,342</b>	<b>25,726</b>	<b>14,664</b>
3248EM	CALIFORNIA	2-INFRASTRUCTURE	200,000		1,289	198,711	1,289		198,711
		5-ADMINISTRATION	703,320		696,784	6,536	18,303	678,481	6,536
		<b>TOTAL</b>	<b>903,320</b>		<b>698,073</b>	<b>205,247</b>	<b>19,592</b>	<b>678,481</b>	<b>205,247</b>
3249EM	WISCONSIN	2-INFRASTRUCTURE	3,501,228		2,970,100	531,128	2,101,658	868,441	531,128
		5-ADMINISTRATION	24,737		1,225	23,512		1,225	23,512
		<b>TOTAL</b>	<b>3,525,965</b>		<b>2,971,325</b>	<b>554,640</b>	<b>2,101,658</b>	<b>869,666</b>	<b>554,640</b>
3250EM	OHIO	2-INFRASTRUCTURE	2,518,180		2,491,579	26,601	607,651	1,883,928	26,601
		5-ADMINISTRATION	25,350			25,350			25,350
		<b>TOTAL</b>	<b>2,543,530</b>		<b>2,491,579</b>	<b>51,951</b>	<b>607,651</b>	<b>1,883,928</b>	<b>51,951</b>
3251EM	MARYLAND	2-INFRASTRUCTURE	1,637,550		1,566,521	71,029	211,687	1,354,834	71,029
		5-ADMINISTRATION	106,326		82,921	23,404	82,921	23,404	
		<b>TOTAL</b>	<b>1,743,876</b>		<b>1,649,442</b>	<b>94,434</b>	<b>211,687</b>	<b>1,437,755</b>	<b>94,434</b>
3252EM	MASSACHUSETTS	2-INFRASTRUCTURE	5,750,000		5,596,535	153,465	68,752	5,527,782	153,465
		5-ADMINISTRATION	466,246		446,604	19,642	23,586	423,018	19,642
		<b>TOTAL</b>	<b>6,216,246</b>		<b>6,043,139</b>	<b>173,107</b>	<b>92,338</b>	<b>5,950,801</b>	<b>173,107</b>
3253EM	MONTANA	2-INFRASTRUCTURE	400,000		397,372	2,628	279,562	117,810	2,628
		5-ADMINISTRATION	42,856		35,917	6,939	1,300	34,617	6,939
		<b>TOTAL</b>	<b>442,856</b>		<b>433,289</b>	<b>9,567</b>	<b>280,862</b>	<b>152,427</b>	<b>9,567</b>
3255EM	RHODE ISLAND	2-INFRASTRUCTURE	1,500,000		1,131,503	368,497	204,415	927,088	368,497
		5-ADMINISTRATION	24,708		24,175	532	5,876	18,300	532
		<b>TOTAL</b>	<b>1,524,708</b>		<b>1,155,679</b>	<b>369,029</b>	<b>210,291</b>	<b>945,388</b>	<b>369,029</b>
3256EM	MAINE	2-INFRASTRUCTURE	100,000		51,276	48,724		51,276	48,724
		5-ADMINISTRATION	6,000		6,000		6,000		
		<b>TOTAL</b>	<b>106,000</b>		<b>57,276</b>	<b>48,724</b>	<b>6,000</b>	<b>51,276</b>	<b>48,724</b>
3257EM	NEW JERSEY	2-INFRASTRUCTURE	120,026		120,026		3,334	116,692	
		5-ADMINISTRATION	81,317		61,486	19,831	641	60,846	19,831
		<b>TOTAL</b>	<b>201,343</b>		<b>181,512</b>	<b>19,831</b>	<b>3,974</b>	<b>177,538</b>	<b>19,831</b>
3258EM	NEW HAMPSHIRE	2-INFRASTRUCTURE	100,000		9,887	90,113		9,887	90,113
		5-ADMINISTRATION	6,000		6,000		5,908	92	
		<b>TOTAL</b>	<b>106,000</b>		<b>15,887</b>	<b>90,113</b>	<b>5,908</b>	<b>9,979</b>	<b>90,113</b>
3262EM	NEW YORK	2-INFRASTRUCTURE	2,259,214		1,644,588	614,626	138,349	1,506,239	614,626
		5-ADMINISTRATION	354,100		309,925	44,175	7,343	302,583	44,175
		<b>TOTAL</b>	<b>2,613,314</b>		<b>1,954,514</b>	<b>658,800</b>	<b>145,692</b>	<b>1,808,822</b>	<b>658,800</b>
3263EM	DELAWARE	2-INFRASTRUCTURE	101,941		100,286	1,655	4,868	95,419	1,655
		5-ADMINISTRATION	48,900		443	48,457		443	48,457
		<b>TOTAL</b>	<b>150,841</b>		<b>100,729</b>	<b>50,112</b>	<b>4,868</b>	<b>95,862</b>	<b>50,112</b>
<b>GRAND TOTAL</b>			<b>31,511,790,898</b>	<b>1,366,044,982</b>	<b>29,913,447,295</b>	<b>1,598,343,604</b>	<b>11,383,535,685</b>	<b>18,529,911,610</b>	<b>232,298,621</b>

**KATRINA MISSION ASSIGNMENTS**

**AS OF 08-23-2006**

<b>OBLIGATIONS</b>	
<b>DHS AGENCIES</b>	<b>Total</b>
BTS	200,000
CBP	30,957,949
DHSOIG	200,000
FLETC	460,103
FPS	199,068,373
IAIP	214,000
ICE	36,417,200
NCS	7,318,000
OCFO	210,000
OSLGCP	200,000
S&T	100,000
TSA	455,000
USCG	416,557,501
USCIS	910,000
USSS	8,800
<b>Subtotal, DHS</b>	<b>693,276,926</b>
<b>OTHER AGENCIES</b>	<b>Total</b>
AID	17,354,000
APHIS	380,000
ARC	50,000
BUREC	1,089,000
CDC	17,423,500
CNCS	3,040,126
COE-LRD	2,522
COE-MVD	3,913,126,516
COE-SAD	181,635,000
DHUD	82,922,680
DOC	1,500,000
DOD	968,456,169
DOE	390,000
DOED	205,000
DOI	1,354,400
DOL	314,946
DOS	55,000
DOT	456,280,385
EEOC	200,000
EPA	312,386,200
FAA	
FCC	200,000
FCSIC	200,000
FMSHRC	200,000
FNS	20,000
GSA	78,321,518
HHS	163,669,997
MSPB	
NAR	880,380
NASA	541,500
NCPC	7,469
NCUA	
NGA	690,000
NLRB	240,000
NOAA	2,250,000
NPS	157,000
NRC	200,000
NSF	200,000
OPM	615,000
OSHA	21,625,000
RRB	5,419
SBA	200,000
SCS	11,800
SEC	2,000
SSA	842,397
TREAS	2,710,650
TVA	9,184,271
USDA	12,560,500
USDJ	55,749,600
USFS	179,195,288
USGS	460,800
USPC	4,697,217
USPHS	
USPS	1,126,889
VA	75,000
<b>Subtotal, Other Agencies</b>	<b>6,495,005,139</b>
<b>Grand Total MA s</b>	<b>7,188,282,064</b>

## RITA DECLARATIONS BY MAJOR OBJECT CLASS

AS OF 08-23-2006

PROGRAM AREA	PROGRAM NAME	ALLOCATIONS	UN-OBLIGATED COMMITMENTS	OBLIGATIONS	UN-OBLIGATED ALLOCATIONS(c)	UN-LIQUIDATED OBLIGATIONS	EXPENDITURES	ALLOCATION AVAILABLE
1-HUMAN SERVICES	2503-UNEMPLOYMENT	23,167,496		21,545,421	1,622,075		21,545,421	1,622,075
	2504-CRISIS COUNSELING-NIMH	1,546,988		1,546,988			1,546,988	
	2576-LEGAL SERVICES							
	2592-INSPECTIONS	100,385,571	30,808	87,669,467	12,716,104	30,998,208	56,671,259	12,685,296
	4149-OTHER NEEDS ASSISTANCE	106,800,500		106,800,000	500	2,203,752	104,596,248	500
	414X-HOUSING ASSISTANCE	917,336,548		917,335,649	899	6,473,326	910,862,323	899
	4152-CRISIS COUNSELING-SCC	982,215		650,742	331,473	424,367	226,375	331,473
	4154-OTHER NEEDS ASSISTANCE	72,380,000		71,880,000	500,000	1,600,530	70,279,470	500,000
	MANUFACTURED HOUSING	188,823,029	13,839,072	172,459,259	16,363,770	65,434,728	107,024,531	2,524,698
<b>TOTAL</b>	<b>1,411,422,347</b>	<b>13,869,880</b>	<b>1,379,887,526</b>	<b>31,534,821</b>	<b>107,134,911</b>	<b>1,272,752,615</b>	<b>17,664,940</b>	
2-INFRASTRUCTURE	2594-INSPECTIONS	20,602,900	1,000,000	19,587,221	1,015,679	4,260,877	15,326,345	15,679
	416X-PUBLIC ASSISTANCE	715,727,097		681,655,159	34,071,938	252,896,334	428,758,825	34,071,938
	<b>TOTAL</b>	<b>736,329,997</b>	<b>1,000,000</b>	<b>701,242,380</b>	<b>35,087,617</b>	<b>257,157,210</b>	<b>444,085,170</b>	<b>34,087,617</b>
3-MITIGATION	2593-INSPECTIONS	16,324,974	1,008,068	11,711,943	4,613,031	8,738,629	2,973,314	3,604,963
	4173-HAZARD MITIGATION	27,497,815		27,497,815		27,418,954	78,861	
	<b>TOTAL</b>	<b>43,822,789</b>	<b>1,008,068</b>	<b>39,209,758</b>	<b>4,613,031</b>	<b>36,157,583</b>	<b>3,052,175</b>	<b>3,604,963</b>
4-OPERATIONS	2507-MISSIONS-TA	750,000		750,000		474,422	275,578	
	2508-MISSIONS-DFA	668,827,800		665,247,600	3,580,200	441,083,330	224,164,270	3,580,200
	<b>TOTAL</b>	<b>669,577,800</b>		<b>665,997,600</b>	<b>3,580,200</b>	<b>441,557,752</b>	<b>224,439,848</b>	<b>3,580,200</b>
5-ADMINISTRATION	11XX-SALARIES & BENEFITS	57,648,160		57,042,963	605,197		57,042,963	605,197
	21XX-TRAVEL	35,097,840	200,819	34,514,469	583,371	1,420,847	33,093,622	382,552
	22XX-TRANSPORTION	3,761,000	65,000	1,566,601	2,194,399	365,591	1,201,010	2,129,399
	23XX-RENT, COMM, UTILITIES	26,283,174	4,451,144	21,175,814	5,107,360	6,421,713	14,754,101	656,216
	24XX-PRINT & REPRO	1,163,000	147,400	846,714	316,286	551,957	294,757	168,886
	2501-MISSIONS-FOS	388,283,851		388,218,446	65,405	326,413,413	61,805,033	65,405
	25XX-OTHER SERVICES	515,515,374	48,709,573	450,664,649	64,850,725	201,898,812	248,765,837	16,141,152
	26XX-SUPPLIES & MATERIALS	49,470,975	1,441,700	45,194,873	4,276,102	12,335,820	32,859,053	2,834,402
	31XX-EQUIPMENT	14,558,983	1,816,688	11,864,728	2,694,256	2,608,549	9,256,179	877,568
	32XX-LAND & STRUCTURES	465,000	75	401,225	63,775	295,174	106,051	63,700
	4101-URBAN SEARCH & RESCUE	22,400,226	120,000	22,280,226	120,000	15,468,415	6,811,811	
<b>TOTAL</b>	<b>1,114,647,583</b>	<b>56,952,399</b>	<b>1,033,770,708</b>	<b>80,876,875</b>	<b>567,780,291</b>	<b>465,990,417</b>	<b>23,924,476</b>	
<b>GRAND TOTAL</b>	<b>3,975,800,516</b>	<b>72,830,347</b>	<b>3,820,107,972</b>	<b>155,692,543</b>	<b>1,409,787,748</b>	<b>2,410,320,225</b>	<b>82,862,197</b>	

## RITA DECLARATIONS BY PROGRAM AREA

AS OF 08-23-2006

PROGRAM CODE	STATE NAME	PROGRAM AREA	ALLOCATIONS	UN-OBLIGATED COMMITMENTS	OBLIGATIONS	UN-OBLIGATED ALLOCATIONS(c)	UN-LIQUIDATED OBLIGATIONS	EXPENDITURES	ALLOCATION AVAILABLE
1606DR	TEXAS	1-HUMAN SERVICES	828,697,197	13,869,880	809,846,476	18,850,720	84,609,922	725,236,555	4,980,840
		2-INFRASTRUCTURE	372,480,900		341,097,921	31,382,979	82,474,449	258,623,472	31,382,979
		3-MITIGATION	38,544,262	308,028	34,641,271	3,902,991	33,768,367	872,904	3,594,963
		4-OPERATIONS	238,831,800		235,501,600	3,330,200	105,001,129	130,500,471	3,330,200
		5-ADMINISTRATION	592,232,746	17,047,458	551,763,928	40,468,818	274,316,503	277,447,425	23,421,360
		<b>TOTAL</b>	<b>2,070,786,904</b>	<b>31,225,366</b>	<b>1,972,851,197</b>	<b>97,935,707</b>	<b>580,170,369</b>	<b>1,392,680,828</b>	<b>66,710,341</b>
1607DR	LOUISIANA	1-HUMAN SERVICES	582,725,150		570,041,049	12,684,101	22,524,990	547,516,060	12,684,101
		2-INFRASTRUCTURE	348,734,097	1,000,000	345,238,684	3,495,413	170,649,690	174,588,994	2,495,413
		3-MITIGATION	5,278,527	700,040	4,568,487	710,040	2,389,216	2,179,271	10,000
		4-OPERATIONS	425,636,000		425,386,000	250,000	331,446,623	93,939,377	250,000
		5-ADMINISTRATION	425,104,696	39,904,941	384,696,638	40,408,057	202,617,999	182,078,640	503,116
		<b>TOTAL</b>	<b>1,787,478,470</b>	<b>41,604,981</b>	<b>1,729,930,859</b>	<b>57,547,611</b>	<b>729,628,517</b>	<b>1,000,302,342</b>	<b>15,942,630</b>
3259EM	FLORIDA	2-INFRASTRUCTURE	9,100,000		8,921,857	178,143	3,718,143	5,203,714	178,143
		4-OPERATIONS	10,000		10,000		10,000		
		5-ADMINISTRATION	1,280,801		1,280,801		1,211,541	69,260	
		<b>TOTAL</b>	<b>10,390,801</b>		<b>10,212,657</b>	<b>178,143</b>	<b>4,939,684</b>	<b>5,272,973</b>	<b>178,143</b>
3260EM	LOUISIANA	2-INFRASTRUCTURE							
		4-OPERATIONS	100,000		100,000		100,000		
		5-ADMINISTRATION	175,000		175,000		175,000		
		<b>TOTAL</b>	<b>275,000</b>		<b>275,000</b>		<b>275,000</b>		
3261EM	TEXAS	2-INFRASTRUCTURE	6,015,000		5,983,918	31,082	314,928	5,668,990	31,082
		4-OPERATIONS	5,000,000		5,000,000		5,000,000		
		5-ADMINISTRATION	95,854,341		95,854,341		89,459,249	6,395,092	
		<b>TOTAL</b>	<b>106,869,341</b>		<b>106,838,259</b>	<b>31,082</b>	<b>94,774,177</b>	<b>12,064,082</b>	<b>31,082</b>
<b>GRAND TOTAL</b>			<b>3,975,800,516</b>	<b>72,830,347</b>	<b>3,820,107,972</b>	<b>155,692,543</b>	<b>1,409,787,748</b>	<b>2,410,320,225</b>	<b>82,862,197</b>

## RITA MISSION ASSIGNMENTS

**AS OF 08-23-2006**

<b>OBLIGATIONS</b>	
<b>DHS AGENCIES</b>	<b>Total</b>
CBP	12,000,000
FPS	13,103,817
NCS	5,862,685
USCG	26,741,000
<b>Subtotal, DHS</b>	<b>57,707,502</b>
<b>OTHER AGENCIES</b>	<b>Total</b>
APHIS	20,000
ARC	
BIA	317,600
BUREC	1,000,000
CDC	
CNCS	224,000
COE-MVD	287,575,000
COE-NAD	
COE-SAD	155,000
COE-SWD	265,928,900
DHUD	120,000
DOD	48,480,000
DOE	60,000
DOI	5,000
DOT	67,171,544
EPA	44,545,000
GSA	565,500
HHS	76,290,000
NGA	690,000
NOAA	2,790,000
TREAS	80,000
TVA	2,080,000
USDA	6,470,000
USFS	180,905,000
USGS	36,000
USPC	1,000,000
VA	10,000,000
<b>Subtotal, Other Agencies</b>	<b>996,508,544</b>
<b>Grand Total MA s</b>	<b>1,054,216,046</b>

## WILMA DECLARATIONS BY MAJOR OBJECT CLASS

AS OF 08-23-2006

PROGRAM AREA	PROGRAM NAME	ALLOCATIONS	UN-OBLIGATED COMMITMENTS	OBLIGATIONS	UN-OBLIGATED ALLOCATIONS(c)	UN-LIQUIDATED OBLIGATIONS	EXPENDITURES	ALLOCATION AVAILABLE
1-HUMAN SERVICES	2503-UNEMPLOYMENT	6,050,125		6,050,125			6,050,125	
	2504-CRISIS COUNSELING-NIMH	8,246,808		3,246,808	5,000,000		3,246,808	5,000,000
	2576-LEGAL SERVICES	5,000		5,000			5,000	
	2592-INSPECTIONS	48,379,400		46,354,901	2,024,499	7,277,992	39,076,909	2,024,499
	4149-OTHER NEEDS ASSISTANCE	183,000,000		158,999,943	24,000,057	15,203,599	143,796,343	24,000,057
	414X-HOUSING ASSISTANCE	163,715,000		157,695,000	6,020,000	9,893,819	147,801,181	6,020,000
	4152-CRISIS COUNSELING-SCC	2,628,148		2,424,122	204,026	725,617	1,698,505	204,026
	<b>TOTAL</b>	<b>499,037,481</b>	<b>1,859,565</b>	<b>456,178,947</b>	<b>42,858,534</b>	<b>47,413,136</b>	<b>408,765,811</b>	<b>40,998,969</b>
2-INFRASTRUCTURE	2594-INSPECTIONS	50,641,806	11,461,600	39,180,206	11,461,600	5,807,240	33,372,966	
	416X-PUBLIC ASSISTANCE	1,076,050,000		1,075,095,794	954,206	414,765,229	660,330,565	954,206
	<b>TOTAL</b>	<b>1,126,691,806</b>	<b>11,461,600</b>	<b>1,114,276,000</b>	<b>12,415,806</b>	<b>420,572,469</b>	<b>693,703,531</b>	<b>954,206</b>
3-MITIGATION	2593-INSPECTIONS	1,000,000	371	954,629	45,371	513,696	440,933	45,000
	<b>TOTAL</b>	<b>1,000,000</b>	<b>371</b>	<b>954,629</b>	<b>45,371</b>	<b>513,696</b>	<b>440,933</b>	<b>45,000</b>
4-OPERATIONS	2507-MISSIONS-TA	700,000		700,000		378,524	321,476	
	2508-MISSIONS-DFA	233,528,384		233,238,384	290,000	223,403,364	9,835,020	290,000
	<b>TOTAL</b>	<b>234,228,384</b>		<b>233,938,384</b>	<b>290,000</b>	<b>223,781,888</b>	<b>10,156,496</b>	<b>290,000</b>
5-ADMINISTRATION	11XX-SALARIES & BENEFITS	37,113,330		35,656,838	1,456,492		35,656,838	1,456,492
	21XX-TRAVEL	14,859,700	287,243	14,563,528	296,172	776,166	13,787,362	8,929
	22XX-TRANSPORTION	13,625,440		12,625,440	1,000,000	8,117,431	4,508,009	1,000,000
	23XX-RENT, COMM, UTILITIES	7,812,605	450,916	7,344,912	467,693	1,095,669	6,249,243	16,778
	24XX-PRINT & REPRO	548,500	39,928	286,870	261,630	71,670	215,200	221,702
	2501-MISSIONS-FOS	147,229,012		146,309,959	919,053	113,088,245	33,221,714	919,053
	25XX-OTHER SERVICES	31,382,000	7,159,935	18,424,606	12,957,394	12,625,232	5,799,374	5,797,459
	26XX-SUPPLIES & MATERIALS	91,470,000	4,172,918	85,862,299	5,607,701	78,003,526	7,858,773	1,434,782
	31XX-EQUIPMENT	2,346,000	1,124,389	3,071,119	(725,119)	1,432,211	1,638,908	(1,849,508)
	32XX-LAND & STRUCTURES	99,225	16,970	82,255	16,970		82,255	
4101-URBAN SEARCH & RESCUE	6,216,000		5,963,794	252,206	5,342,310	621,485	252,206	
<b>TOTAL</b>	<b>352,701,812</b>	<b>13,252,299</b>	<b>330,191,621</b>	<b>22,510,191</b>	<b>220,552,459</b>	<b>109,639,162</b>	<b>9,257,892</b>	
<b>GRAND TOTAL</b>	<b>2,213,659,483</b>	<b>26,573,835</b>	<b>2,135,539,580</b>	<b>78,119,903</b>	<b>912,833,648</b>	<b>1,222,705,932</b>	<b>51,546,068</b>	

## WILMA DECLARATIONS BY PROGRAM AREA

AS OF 08-23-2006

PROGRAM CODE	STATE NAME	PROGRAM AREA	ALLOCATIONS	UN-OBLIGATED COMMITMENTS	OBLIGATIONS	UN-OBLIGATED ALLOCATIONS(c)	LIQUIDATED OBLIGATIONS	EXPENDITURES	ALLOCATION AVAILABLE
1609DR	FLORIDA	1-HUMAN SERVICES	499,037,481	1,859,565	456,178,947	42,858,534	47,413,136	408,765,811	40,998,969
		2-INFRASTRUCTURE	1,126,691,806	11,461,600	1,114,276,000	12,415,806	420,572,469	693,703,531	954,206
		3-MITIGATION	1,000,000	371	954,629	45,371	513,696	440,933	45,000
		4-OPERATIONS	234,228,384		233,938,384	290,000	223,781,888	10,156,496	290,000
		5-ADMINISTRATION	352,701,812	13,252,299	330,191,621	22,510,191	220,552,459	109,639,162	9,257,892
		<b>TOTAL</b>	<b>2,213,659,483</b>	<b>26,573,835</b>	<b>2,135,539,580</b>	<b>78,119,903</b>	<b>912,833,648</b>	<b>1,222,705,932</b>	<b>51,546,068</b>
<b>GRAND TOTAL</b>			<b>2,213,659,483</b>	<b>26,573,835</b>	<b>2,135,539,580</b>	<b>78,119,903</b>	<b>912,833,648</b>	<b>1,222,705,932</b>	<b>51,546,068</b>



## WILMA MISSION ASSIGNMENTS

AS OF 08-23-2006

<b>OBLIGATIONS</b>	
<b>DHS AGENCIES</b>	<b>Total</b>
FPS	30,521,512
NCS	40,000
USCG	120,000
<b>Subtotal, DHS</b>	<b>30,681,512</b>
<b>OTHER AGENCIES</b>	<b>Total</b>
CIA	200,000
CNCS	1,160,000
COE-SAD	292,886,445
DOC	200,000
DOD	3,550,000
DOE	55,000
DOI	28,384
DOT	35,249,501
EPA	440,000
GSA	130,000
HHS	9,395,000
NOAA	115,000
NPS	
SSA	200,000
USDA	330,000
USDJ	45,000
USFS	5,580,000
USFWS	
USGS	2,500
<b>Subtotal, Other Agencies</b>	<b>349,566,830</b>
<b>Grand Total MA s</b>	<b>380,248,342</b>



**FINANCIAL INFORMATION TOOL  
FOR HURRICANE KATRINA, RITA, & WILMA DECLARATIONS ONLY  
NOTES & TERMS**

ITEM	DESCRIPTION
21XX-TRAVEL OF PEOPLE	Travel & transportation costs of FEMA employees and evacuating disaster victims
22XX-TRANSPORT OF THINGS	Transporting things such as express mail and equipment
23XX-RENT, COMM, UTILITIES	JFO Office space, DRC Office space, phone lines, electricity, water, etc.
24XX-PRINT & REPRO	Quick Copy service, printing and duplicating , etc.
2501-MISSIONS-FOS	Federal Operational Support - OFA Administrative costs such as travel, overtime, etc.
2503-UNEMPLOYMENT	Unemployment assistance to disaster victims
2507-MISSIONS-TA	Technical Assistance - provided by an OFA to the State & Local Governments
2508-MISSIONS-DFA	Direct Federal Assistance - provided by OFAs to directly benefit the State/Local Government and/or citizens usually commodities and services like ice, water, meals, etc.
2576-LEGAL SERVICES	Provided to assist disaster victims
2592-INSPECTIONS IHP/IFG	To inspect individual disaster victim's homes to determine eligibility for FEMA assistance programs
2593-INSPECTIONS HMTAP	To provide inspections, reviews and other technical assistance related to the Hazard Mitigation Program
2594-INSPECTIONS PA TAC	To prepare preliminary damage assessments and damage survey reports for the Public Assistance Program
25XX-OTHER SERVICES	Other services provided by contract not otherwise categorized
26XX-SUPPLIES & MATERIALS	Office supplies, IT supplies, safety supplies, fuel, clothing, food, drinking water, parts, etc.
31XX-EQUIPMENT	Durable personal property that has an expected life of 1 year or more such as equipment, tools, computers, etc.
32XX-LAND & STRUCTURES	Real estate and permanent improvements to real estate
4101-URBAN SEARCH & RESCUE	Cost of searching for and rescuing disaster victims from the disaster site(s)
414X-HOUSING & OTHER NEEDS	Awards to disaster victims for rent, hotels, minimal repairs, replacement, etc.
4154-OTHER NEEDS	Awards to disaster victims for medical, dental, funeral, personal property, clothing, furniture, and similar needs
416X-PUBLIC ASSISTANCE	Grants to States for projects under Infrastructue also known as the Public Assistance Program
4173-HAZARD MITIGATION	Grants to States for projects under the Mitigation Program
CRISIS COUNSELING	Grants to States or to the National Institutes of Mental Health to assist disaster victims
DRC	Disaster Recovery Center for assisting disaster victims in applying for disaster assistance
JFO	Joint Field Office
MANUFACTURED HOUSING	Costs of setting up short term temporary housing for disaster victims including manufactured housing and pad setup
OFA	Other Federal Agency other than FEMA
PROGRAM CODE	Disaster Number
PROGRAM NAME	Identifies and groups costs associated with a specific FEMA Program
VENDOR ALPHA	Name of private company, OFA, or State/Local government with whom FEMA has contracted to provide commodities or services, or pay grants/awards

**FINANCIAL INFORMATION TOOL**  
**FOR HURRICANE KATRINA, RITA, & WILMA DECLARATIONS ONLY**  
**VENDORS WITH CUMMULATIVE OBLIGATIONS GREATER THAN OR EQUAL TO \$50 MILLION IN DESCENDING ORDER BY OBLIGATIONS**  
**AS OF 08-23-2006**

VENDOR ALPHA	OBLIGATIONS	EXPENDITURES
LA OFFICE OF HOMELAND SECURITY	8,635,408,577.03	6,628,630,653.10
US ARMY CORPS OF ENGINEERS	4,944,359,383.54	1,107,957,467.14
MISSISSIPPI, STATE OF	2,856,234,010.38	1,885,428,756.19
FLORIDA BUREAU OF DISASTER	1,574,084,527.85	1,081,025,155.54
TX DEPARTMENT OF PUBLIC SAFETY	1,493,949,270.24	1,298,068,841.50
DEPARTMENT OF DEFENSE	1,332,991,854.68	503,864,642.68
FLUOR DANIEL INC	1,291,737,872.98	946,609,707.04
SHAW ENVIRONMENTAL & INFRASTRUCTURE	831,730,998.50	447,728,197.42
ENVIRONMENTAL PROTECTION AGENCY	751,713,137.00	10,243,792.04
DEPARTMENT OF TRANSPORTATION	612,793,600.00	464,318,551.51
GULF STREAM COACH, INC.	558,701,429.76	320,488,821.53
CORPORATE LODGING CONSULTANTS, INC.	547,697,225.00	538,269,979.00
BECHTEL NATIONAL, INC.	504,571,878.50	434,326,922.51
US COAST GUARD	443,418,501.00	12,408,235.42
US DEPARTMENT OF LABOR	438,093,890.96	437,793,890.96
CH2M HILL CONSTRUCTORS, INC.	430,301,659.77	343,981,696.01
USDA FOREST SERVICE	385,040,788.00	8,593,436.50
MORGAN BUILDINGS & SPAS, INC.	372,325,238.75	353,103,575.77
PRECISION HOMES	287,515,000.00	280,878,481.99
AMERICAN RED CROSS	284,186,814.20	248,948,173.63
DEPARTMENT OF HEALTH AND HUMAN SERVICES	275,593,497.52	28,975,832.45
FEDERAL PROTECTIVE SERVICE/DHS	248,778,557.43	62,381,079.77
AL EMERGENCY MANAGEMENT AGENCY	233,542,779.61	196,584,361.42
GENERAL SERVICES ADMINISTRATION	197,506,623.32	25,596,403.78
CLEARBROOK LLC	191,986,168.00	146,255,054.60
GBL'S	163,572,800.00	129,514,006.26
FEMA GROUP TRAVEL	162,663,939.00	154,126,499.31
PARTNERSHIP FOR RESPONSE & RECOVERY	159,063,300.00	130,505,671.97
NISTC	145,845,219.75	111,974,402.83
CMH MANUFACTURING, INC.	142,709,400.00	112,668,914.20
ALLTECH	138,967,578.79	127,379,840.79
EMERGENCY RESPONSE PROG MANAGEMENT	135,855,194.66	108,972,608.98
NORTH AMERICAN CATASTROPHE SVCS INC	127,793,643.64	123,363,282.92
BOURGET'S OF THE SOUTH, LLC	119,499,655.60	119,499,655.60
PRI/DJI, A RECONSTRUCTION JV	103,122,332.43	5,145,568.85
AMERICOLD LOGISTICS LLC	96,928,506.58	94,979,562.31
HOUSING & URBAN DEVELOPMENT	83,042,680.00	36,110,487.57
CHAMPION HOME BUILDERS CO	80,759,579.79	70,400,027.50
US BANK	76,102,469.92	32,074,146.49
CUSTOMS AND BORDER PROTECTION	61,431,514.00	6,795,166.08
CITIBANK	57,363,787.81	55,246,498.11
U S DEPARTMENT OF JUSTICE	55,794,600.00	5,582,689.56
<b>Grand Total</b>	<b>31,634,779,485.99</b>	<b>19,236,800,738.83</b>

**FINANCIAL INFORMATION TOOL**  
**FOR HURRICANE KATRINA, RITA, & WILMA DECLARATIONS ONLY**  
**VENDORS WITH CUMMULATIVE OBLIGATIONS GREATER THAN OR EQUAL TO \$50 MILLION IN DESCENDING ORDER BY OBLIGATIONS**  
**AS OF 08-23-2006**

VENDOR ALPHA	PROGRAM NAME	PROG CODE	STATE NAME	EVENT NAME	OBLIGATIONS	EXPENDITURES	
LA OFFICE OF HOMELAND SECURITY	414X-HOUSING & OTHER NEEDS	1603DR	LOUISIANA	KATRINA	4,634,421,179.74	4,619,602,200.86	
		1607DR	LOUISIANA	RITA	513,120,832.72	510,303,459.60	
	416X-PUBLIC ASSISTANCE	1603DR	LOUISIANA	KATRINA	3,124,883,273.93	1,315,335,326.05	
		1607DR	LOUISIANA	RITA	340,138,752.64	171,114,754.64	
	4173-HAZARD MITIGATION	1603DR	LOUISIANA	KATRINA	2,468,240.00	305,194.26	
		1607DR	LOUISIANA	RITA	433,544.00	57,494.41	
	CRISIS COUNSELING	1603DR	LOUISIANA	KATRINA	19,942,754.00	11,912,223.28	
<b>LA OFFICE OF HOMELAND SECURITY Total</b>					<b>8,635,408,577.03</b>	<b>6,628,630,653.10</b>	
US ARMY CORPS OF ENGINEERS	2501-MISSIONS-FOS	1602DR	FLORIDA	KATRINA	335,000.00	43,894.71	
		1603DR	LOUISIANA	KATRINA	47,434,364.00	6,466,058.30	
		1604DR	MISSISSIPPI	KATRINA	454,778,262.13	114,460,882.54	
		1605DR	ALABAMA	KATRINA	30,300,000.00	11,893,815.28	
		1606DR	TEXAS	RITA	41,888,900.00	15,582,053.27	
		1607DR	LOUISIANA	RITA	1,675,000.00	973,438.44	
		1609DR	FLORIDA	WILMA	69,936,445.45	10,843,231.26	
		3213EM	MISSISSIPPI	KATRINA	160,561.11	56,404.93	
		3214EM	ALABAMA	KATRINA			
		3259EM	FLORIDA	RITA	155,000.00	24,459.06	
		3261EM	TEXAS	RITA	5,590,000.00	14,958.43	
		2507-MISSIONS-TA	1603DR	LOUISIANA	KATRINA	7,000,000.00	1,671,900.68
			1604DR	MISSISSIPPI	KATRINA	243,255.98	129,871.30
	1606DR		TEXAS	RITA	150,000.00	10,593.51	
	1607DR		LOUISIANA	RITA	600,000.00	264,984.85	
	1609DR		FLORIDA	WILMA	600,000.00	318,426.12	
	2508-MISSIONS-DFA	1603DR	LOUISIANA	KATRINA	2,131,757,000.00	441,007,614.23	
		1604DR	MISSISSIPPI	KATRINA	1,271,755,594.87	216,672,496.69	
		1605DR	ALABAMA	KATRINA	151,000,000.00	56,542,356.11	
		1606DR	TEXAS	RITA	213,350,000.00	130,489,877.87	
		1607DR	LOUISIANA	RITA	285,250,000.00	90,661,406.52	
		1609DR	FLORIDA	WILMA	222,350,000.00	9,828,743.04	
		3260EM	LOUISIANA	RITA			
3261EM		TEXAS	RITA	5,000,000.00			
25XX-OTHER SERVICES	1603DR	LOUISIANA	KATRINA	3,050,000.00			
<b>US ARMY CORPS OF ENGINEERS Total</b>					<b>4,944,359,383.54</b>	<b>1,107,957,467.14</b>	
MISSISSIPPI, STATE OF	414X-HOUSING & OTHER NEEDS	1604DR	MISSISSIPPI	KATRINA	1,195,088,545.87	1,151,541,265.72	
	416X-PUBLIC ASSISTANCE	1604DR	MISSISSIPPI	KATRINA	1,652,734,504.51	730,611,006.47	
	4173-HAZARD MITIGATION	1604DR	MISSISSIPPI	KATRINA	5,407,982.00	273,506.00	
	CRISIS COUNSELING	1604DR	MISSISSIPPI	KATRINA	3,002,978.00	3,002,978.00	
<b>MISSISSIPPI, STATE OF Total</b>					<b>2,856,234,010.38</b>	<b>1,885,428,756.19</b>	
FLORIDA BUREAU OF DISASTER	414X-HOUSING & OTHER NEEDS	1609DR	FLORIDA	WILMA	316,695,000.00	291,597,581.47	
	416X-PUBLIC ASSISTANCE	1602DR	FLORIDA	KATRINA	155,112,147.65	115,959,174.52	
		1609DR	FLORIDA	WILMA	1,075,095,793.52	660,330,564.83	
		3220EM	FLORIDA	KATRINA	7,845,818.93	2,272,183.54	
		3259EM	FLORIDA	RITA	8,921,856.75	5,203,713.78	
		1604DR	MISSISSIPPI	KATRINA	7,989,789.00	3,963,432.60	
	CRISIS COUNSELING	1609DR	FLORIDA	WILMA	2,424,122.00	1,698,504.80	
<b>FLORIDA BUREAU OF DISASTER Total</b>					<b>1,574,084,527.85</b>	<b>1,081,025,155.54</b>	
TX DEPARTMENT OF PUBLIC SAFETY	414X-HOUSING & OTHER NEEDS	1606DR	TEXAS	RITA	511,014,000.00	505,154,294.42	
	4154-OTHER NEEDS	1606DR	TEXAS	RITA	71,880,000.00	70,279,470.45	
	416X-PUBLIC ASSISTANCE	1606DR	TEXAS	RITA	326,425,699.70	246,771,456.73	
		3216EM	TEXAS	KATRINA	541,292,393.37	464,328,747.47	
		3261EM	TEXAS	RITA	5,983,918.17	5,668,989.88	
	4173-HAZARD MITIGATION	1606DR	TEXAS	RITA	27,064,271.00	21,367.01	

VENDOR ALPHA	PROGRAM NAME	PROG CODE	STATE NAME	EVENT NAME	OBLIGATIONS	EXPENDITURES
	CRISIS COUNSELING	1603DR	LOUISIANA	KATRINA	9,638,246.00	5,618,140.28
		1606DR	TEXAS	RITA	650,742.00	226,375.26
<b>TX DEPARTMENT OF PUBLIC SAFETY Total</b>					<b>1,493,949,270.24</b>	<b>1,298,068,841.50</b>
DEPARTMENT OF DEFENSE	2501-MISSIONS-FOS	1602DR	FLORIDA	KATRINA	100,000.00	
		1603DR	LOUISIANA	KATRINA	111,197,000.00	18,328,194.58
		1604DR	MISSISSIPPI	KATRINA	770,190,415.41	291,730,840.64
		1605DR	ALABAMA	KATRINA	2,669,482.21	12,200.68
		1606DR	TEXAS	RITA	23,100,000.00	20,676.01
		1607DR	LOUISIANA	RITA		
		1609DR	FLORIDA	WILMA	2,650,000.00	859,034.82
		3212EM	LOUISIANA	KATRINA	250,000.00	
		3213EM	MISSISSIPPI	KATRINA	10,000.00	8,102.84
		3214EM	ALABAMA	KATRINA		
		3216EM	TEXAS	KATRINA	20,000.00	
		3259EM	FLORIDA	RITA	255,000.00	
		3260EM	LOUISIANA	RITA		
		3261EM	TEXAS	RITA	11,315,000.00	3,190,786.76
	2507-MISSIONS-TA	1603DR	LOUISIANA	KATRINA	384,500.00	
	2508-MISSIONS-DFA	1603DR	LOUISIANA	KATRINA	28,684,426.88	5,061,217.97
		1604DR	MISSISSIPPI	KATRINA	54,950,344.86	4,125,267.52
		1606DR	TEXAS	RITA	2,810,000.00	
		1607DR	LOUISIANA	RITA	11,000,000.00	1,576,361.33
		1609DR	FLORIDA	WILMA	900,000.00	6,276.58
		3216EM	TEXAS	KATRINA		
		3260EM	LOUISIANA	RITA		
	25XX-OTHER SERVICES	1603DR	LOUISIANA	KATRINA	16,082.04	
		1604DR	MISSISSIPPI	KATRINA	337,880.16	284,948.28
		1605DR	ALABAMA	KATRINA	79,950.24	
	26XX-SUPPLIES & MATERIALS	1603DR	LOUISIANA	KATRINA	149,535,482.19	91,588,158.78
		1604DR	MISSISSIPPI	KATRINA	90,958,532.13	87,008,294.29
		1609DR	FLORIDA	WILMA	70,371,168.00	
	31XX-EQUIPMENT	1603DR	LOUISIANA	KATRINA	250,000.00	
	MANUFACTURED HOUSING	1603DR	LOUISIANA	KATRINA	451,276.92	
		1604DR	MISSISSIPPI	KATRINA	425,363.40	64,281.60
		1606DR	TEXAS	RITA	79,950.24	
<b>DEPARTMENT OF DEFENSE Total</b>					<b>1,332,991,854.68</b>	<b>503,864,642.68</b>
FLUOR DANIEL INC	2594-INSPECTIONS PA TAC	1602DR	FLORIDA	KATRINA	2,800,000.00	2,110,982.33
		1603DR	LOUISIANA	KATRINA	69,910,000.00	47,448,278.77
		1604DR	MISSISSIPPI	KATRINA	34,390,000.00	23,337,277.69
		1605DR	ALABAMA	KATRINA	638,000.00	466,351.21
		1606DR	TEXAS	RITA	7,550,000.00	6,150,482.59
		1607DR	LOUISIANA	RITA	4,915,000.00	3,474,329.18
		1609DR	FLORIDA	WILMA	12,557,000.00	9,112,447.58
		3216EM	TEXAS	KATRINA	2,810,000.00	1,929,182.64
		3223EM	UTAH	KATRINA	9,000.00	
	MANUFACTURED HOUSING	1603DR	LOUISIANA	KATRINA	1,148,128,271.98	848,315,612.88
		1605DR	ALABAMA	KATRINA	1,816,792.00	1,252,865.68
		1606DR	TEXAS	RITA	4,701,226.00	2,469,859.49
		1609DR	FLORIDA	WILMA	1,512,583.00	542,037.00
<b>FLUOR DANIEL INC Total</b>					<b>1,291,737,872.98</b>	<b>946,609,707.04</b>
SHAW ENVIRONMENTAL & INFRASTRUCTURE	25XX-OTHER SERVICES	1606DR	TEXAS	RITA	1,109,049.00	529,756.94
	MANUFACTURED HOUSING	1603DR	LOUISIANA	KATRINA	780,609,597.50	419,621,985.57
		1604DR	MISSISSIPPI	KATRINA	3,283,735.00	1,485,106.89
		1605DR	ALABAMA	KATRINA	10,992,829.00	4,563,813.19
		1606DR	TEXAS	RITA	31,833,936.00	18,627,915.35
		1607DR	LOUISIANA	RITA	1,503,895.00	1,503,895.00
		1609DR	FLORIDA	WILMA	2,397,957.00	1,395,724.48
<b>SHAW ENVIRONMENTAL &amp; INFRASTRUCTURE Total</b>					<b>831,730,998.50</b>	<b>447,728,197.42</b>

VENDOR ALPHA	PROGRAM NAME	PROG CODE	STATE NAME	EVENT NAME	OBLIGATIONS	EXPENDITURES	
ENVIRONMENTAL PROTECTION AGENCY	2501-MISSIONS-FOS	1602DR	FLORIDA	KATRINA	20,000.00		
		1603DR	LOUISIANA	KATRINA	22,517,000.00		
		1604DR	MISSISSIPPI	KATRINA	2,529,200.00	749,561.82	
		1605DR	ALABAMA	KATRINA	10,000.00	4,164.37	
		1606DR	TEXAS	RITA	10,000.00		
		1609DR	FLORIDA	WILMA	40,000.00	4,264.10	
		3213EM	MISSISSIPPI	KATRINA	10,000.00	6,188.73	
		3214EM	ALABAMA	KATRINA			
		3259EM	FLORIDA	RITA	10,000.00		
		3260EM	LOUISIANA	RITA	25,000.00		
		3261EM	TEXAS	RITA	5,000,000.00		
		2507-MISSIONS-TA	1603DR	LOUISIANA	KATRINA	2,500,000.00	
			1604DR	MISSISSIPPI	KATRINA	12,300,000.00	1,543,422.91
	1605DR		ALABAMA	KATRINA	3,000,000.00	119,628.12	
	1609DR		FLORIDA	WILMA	100,000.00	3,049.85	
	2508-MISSIONS-DFA	3214EM	ALABAMA	KATRINA			
		1603DR	LOUISIANA	KATRINA	197,000,000.00		
		1604DR	MISSISSIPPI	KATRINA	55,500,000.00	6,805,792.79	
		1605DR	ALABAMA	KATRINA	17,000,000.00	1,007,719.35	
		1607DR	LOUISIANA	RITA	39,500,000.00		
	25XX-OTHER SERVICES	1609DR	FLORIDA	WILMA	300,000.00		
		1603DR	LOUISIANA	KATRINA	258,065,898.00		
		1607DR	LOUISIANA	RITA	136,276,039.00		
<b>ENVIRONMENTAL PROTECTION AGENCY Total</b>					<b>751,713,137.00</b>	<b>10,243,792.04</b>	
CORPORATE LODGING CONSULTANTS, INC.	21XX-TRAVEL OF PEOPLE	1604DR	MISSISSIPPI	KATRINA	45,000.00	44,537.10	
	2592-INSPECTIONS IHP/IFG	1603DR	LOUISIANA	KATRINA	38,052,000.00		
		1607DR	LOUISIANA	RITA	12,684,000.00		
		1603DR	LOUISIANA	KATRINA	227,989,384.00	221,526,880.57	
	25XX-OTHER SERVICES	1604DR	MISSISSIPPI	KATRINA	108,724,206.00	93,927,708.91	
		1605DR	ALABAMA	KATRINA	26,102,430.00	21,838,675.04	
		1606DR	TEXAS	RITA	90,560,262.00	76,371,019.55	
		1607DR	LOUISIANA	RITA	68,772,318.00	50,609,730.34	
		1604DR	MISSISSIPPI	KATRINA	18,120,000.00		
	MANUFACTURED HOUSING	1605DR	ALABAMA	KATRINA	4,530,000.00		
		1606DR	TEXAS	RITA	17,214,000.00		
<b>CORPORATE LODGING CONSULTANTS, INC. Total</b>					<b>612,793,600.00</b>	<b>464,318,551.51</b>	
DEPARTMENT OF TRANSPORTATION	21XX-TRAVEL OF PEOPLE	1604DR	MISSISSIPPI	KATRINA			
	2501-MISSIONS-FOS	1602DR	FLORIDA	KATRINA	2,018,500.00	1,004,748.78	
		1603DR	LOUISIANA	KATRINA	60,961,591.33	17,892,532.58	
		1604DR	MISSISSIPPI	KATRINA	65,011,314.00	44,362,610.27	
		1605DR	ALABAMA	KATRINA	24,057,500.00	13,416,939.81	
		1606DR	TEXAS	RITA	30,480,741.76	21,800,960.42	
		1607DR	LOUISIANA	RITA	25,110,000.00	17,713,668.11	
		1609DR	FLORIDA	WILMA	35,249,501.19	21,468,628.30	
		3212EM	LOUISIANA	KATRINA	6,120,000.00	134,839.68	
		3213EM	MISSISSIPPI	KATRINA	35,000.00	16,914.58	
		3214EM	ALABAMA	KATRINA			
		3215EM	ARKANSAS	KATRINA	50,000.00		
		3216EM	TEXAS	KATRINA	632,825.82	632,825.82	
		3259EM	FLORIDA	RITA	10,000.00		
		3261EM	TEXAS	RITA	1,570,802.08	870,802.08	
		2507-MISSIONS-TA	1604DR	MISSISSIPPI	KATRINA	50,000.00	
		2508-MISSIONS-DFA	1603DR	LOUISIANA	KATRINA	292,190,094.92	178,436,381.21
			1604DR	MISSISSIPPI	KATRINA	3,353,213.00	
	1607DR		LOUISIANA	RITA	10,000,000.00	1,436,624.23	
	3215EM		ARKANSAS	KATRINA	500,000.00		
	3216EM		TEXAS	KATRINA	1,300,345.66	1,300,345.66	
	3260EM		LOUISIANA	RITA			

VENDOR ALPHA	PROGRAM NAME	PROG CODE	STATE NAME	EVENT NAME	OBLIGATIONS	EXPENDITURES		
<b>DEPARTMENT OF TRANSPORTATION Total</b>					<b>558,701,429.76</b>	<b>320,488,821.53</b>		
GULF STREAM COACH, INC.	22XX-TRANSPORT OF THINGS MANUFACTURED HOUSING	1603DR	LOUISIANA	KATRINA	26,319,725.00	17,228,213.00		
		1603DR	LOUISIANA	KATRINA	347,184,713.00	347,166,967.00		
	1604DR	MISSISSIPPI	KATRINA	73,885,500.00	73,879,325.00			
	1605DR	ALABAMA	KATRINA	100,307,287.00	99,995,474.00			
<b>GULF STREAM COACH, INC. Total</b>					<b>547,697,225.00</b>	<b>538,269,979.00</b>		
BECHTEL NATIONAL, INC.	25XX-OTHER SERVICES	1604DR	MISSISSIPPI	KATRINA	21,421,522.00	13,418,176.98		
	MANUFACTURED HOUSING	1603DR	LOUISIANA	KATRINA	1,117,125.00	114,068.18		
		1604DR	MISSISSIPPI	KATRINA	482,033,231.50	420,794,677.35		
<b>BECHTEL NATIONAL, INC. Total</b>					<b>504,571,878.50</b>	<b>434,326,922.51</b>		
US COAST GUARD	2501-MISSIONS-FOS	1602DR	FLORIDA	KATRINA	1.00			
		1603DR	LOUISIANA	KATRINA	3,275,000.00	411,709.42		
		1604DR	MISSISSIPPI	KATRINA	13,970,000.00	324,291.90		
		1605DR	ALABAMA	KATRINA	2,275,000.00	294,148.49		
		1606DR	TEXAS	RITA	100,000.00			
		1609DR	FLORIDA	WILMA	50,000.00			
		3214EM	ALABAMA	KATRINA				
		3259EM	FLORIDA	RITA	16,000.00			
		3260EM	LOUISIANA	RITA	25,000.00			
		3261EM	TEXAS	RITA	200,000.00			
	2507-MISSIONS-TA	1603DR	LOUISIANA	KATRINA	37,500.00			
	2508-MISSIONS-DFA	1603DR	LOUISIANA	KATRINA	165,000,000.00	11,378,085.61		
		1604DR	MISSISSIPPI	KATRINA	232,000,000.00			
		1605DR	ALABAMA	KATRINA				
		1606DR	TEXAS	RITA	8,000,000.00			
		1607DR	LOUISIANA	RITA	18,400,000.00			
1609DR		FLORIDA	WILMA	70,000.00				
<b>US COAST GUARD Total</b>					<b>443,418,501.00</b>	<b>12,408,235.42</b>		
US DEPARTMENT OF LABOR	2501-MISSIONS-FOS	1603DR	LOUISIANA	KATRINA				
		1604DR	MISSISSIPPI	KATRINA	314,945.96	14,945.96		
	2503-UNEMPLOYMENT	1603DR	LOUISIANA	KATRINA	320,361,035.00	320,361,035.00		
		1604DR	MISSISSIPPI	KATRINA	88,450,000.00	88,450,000.00		
		1605DR	ALABAMA	KATRINA	1,372,364.00	1,372,364.00		
		1606DR	TEXAS	RITA	9,759,933.00	9,759,933.00		
		1607DR	LOUISIANA	RITA	11,785,488.00	11,785,488.00		
		1609DR	FLORIDA	WILMA	6,050,125.00	6,050,125.00		
		<b>US DEPARTMENT OF LABOR Total</b>					<b>438,093,890.96</b>	<b>437,793,890.96</b>
		CH2M HILL CONSTRUCTORS, INC.	2507-MISSIONS-TA	1604DR	MISSISSIPPI	KATRINA		
2592-INSPECTIONS IHP/IFG MANUFACTURED HOUSING	1604DR		MISSISSIPPI	KATRINA	1,675,499.84	362,216.25		
	1603DR		LOUISIANA	KATRINA	225,894,358.10	185,462,028.17		
1604DR	MISSISSIPPI		KATRINA	130,152,450.87	104,599,449.44			
1605DR	ALABAMA		KATRINA	36,697,538.02	25,281,766.97			
1606DR	TEXAS		RITA	35,881,812.94	28,276,235.18			
<b>CH2M HILL CONSTRUCTORS, INC. Total</b>					<b>430,301,659.77</b>	<b>343,981,696.01</b>		
USDA FOREST SERVICE	2501-MISSIONS-FOS	1602DR	FLORIDA	KATRINA	735,000.00	11,409.42		
		1603DR	LOUISIANA	KATRINA	139,776,000.00	8,238,738.46		
		1604DR	MISSISSIPPI	KATRINA	8,607,000.00	18,479.22		
		1605DR	ALABAMA	KATRINA	1,280,000.00	22,030.32		
		1606DR	TEXAS	RITA	124,330,000.00	8,794.05		
		1609DR	FLORIDA	WILMA	5,910,000.00	32,933.06		
		3213EM	MISSISSIPPI	KATRINA	80,288.00			
		3214EM	ALABAMA	KATRINA				
		3216EM	TEXAS	KATRINA	5,000.00	2,655.53		
		3217EM	TENNESSEE	KATRINA				
		3218EM	GEORGIA	KATRINA				
		3222EM	NORTH CAROLINA	KATRINA				
		3231EM	KENTUCKY	KATRINA				
		3233EM	SOUTH CAROLINA	KATRINA				



VENDOR ALPHA	PROGRAM NAME	PROG CODE	STATE NAME	EVENT NAME	OBLIGATIONS	EXPENDITURES	
		3241EM	ARIZONA	KATRINA	2,000,000.00	1,962.98	
		3259EM	FLORIDA	RITA	740,000.00		
		3261EM	TEXAS	RITA	21,155,000.00		
	2507-MISSIONS-TA	1602DR	FLORIDA	KATRINA	10,000.00		
		1604DR	MISSISSIPPI	KATRINA	62,500.00		
	2508-MISSIONS-DFA	1603DR	LOUISIANA	KATRINA	10,000,000.00		
		1604DR	MISSISSIPPI	KATRINA	6,700,000.00	8,943.53	
		1606DR	TEXAS	RITA	650,000.00		
		1607DR	LOUISIANA	RITA	40,500,000.00		
		3216EM	TEXAS	KATRINA	22,500,000.00	247,489.93	
	<b>USDA FOREST SERVICE Total</b>					<b>385,040,788.00</b>	<b>8,593,436.50</b>
MORGAN BUILDINGS & SPAS, INC.	25XX-OTHER SERVICES	1603DR	LOUISIANA	KATRINA	348.75		
		1606DR	TEXAS	RITA	14,996.00	14,996.00	
	31XX-EQUIPMENT MANUFACTURED HOUSING	1603DR	LOUISIANA	KATRINA	125,000.00	125,000.00	
		1603DR	LOUISIANA	KATRINA	114,362,394.00	95,141,079.77	
		1604DR	MISSISSIPPI	KATRINA	244,122,500.00	244,122,500.00	
		1605DR	ALABAMA	KATRINA	13,700,000.00	13,700,000.00	
<b>MORGAN BUILDINGS &amp; SPAS, INC. Total</b>					<b>372,325,238.75</b>	<b>353,103,575.77</b>	
PRECISION HOMES	MANUFACTURED HOUSING	1603DR	LOUISIANA	KATRINA	125,000,000.00	125,000,000.00	
		1605DR	ALABAMA	KATRINA	162,515,000.00	155,878,481.99	
<b>PRECISION HOMES Total</b>					<b>287,515,000.00</b>	<b>280,878,481.99</b>	
AMERICAN RED CROSS	2501-MISSIONS-FOS	1603DR	LOUISIANA	KATRINA	50,000.00	11,159.43	
		1606DR	TEXAS	RITA			
		3232EM	MISSOURI	KATRINA			
		3261EM	TEXAS	RITA			
	25XX-OTHER SERVICES	1603DR	LOUISIANA	KATRINA	125,400,000.00	110,000,000.00	
		1604DR	MISSISSIPPI	KATRINA	59,850,000.00	52,500,000.00	
		1605DR	ALABAMA	KATRINA	14,250,000.00	12,500,000.00	
		1606DR	TEXAS	RITA	47,387,014.20	41,437,014.20	
		1607DR	LOUISIANA	RITA	37,050,000.00	32,500,000.00	
	31XX-EQUIPMENT	1604DR	MISSISSIPPI	KATRINA	199,800.00		
	<b>AMERICAN RED CROSS Total</b>					<b>284,186,814.20</b>	<b>248,948,173.63</b>
DEPARTMENT OF HEALTH AND HUMAN SERVICES	2501-MISSIONS-FOS	1602DR	FLORIDA	KATRINA	365,000.00		
		1603DR	LOUISIANA	KATRINA	615,000.00		
		1604DR	MISSISSIPPI	KATRINA	695,000.00		
		1605DR	ALABAMA	KATRINA	50,000.00		
		1606DR	TEXAS	RITA	21,000,000.00		
		1609DR	FLORIDA	WILMA	1,230,000.00		
		3213EM	MISSISSIPPI	KATRINA	50,000.00		
		3214EM	ALABAMA	KATRINA			
		3215EM	ARKANSAS	KATRINA	10,000.00		
		3216EM	TEXAS	KATRINA	80,000.00		
		3217EM	TENNESSEE	KATRINA	2,000.00		
		3218EM	GEORGIA	KATRINA	52,000.00		
		3222EM	NORTH CAROLINA	KATRINA	2,000.00		
		3231EM	KENTUCKY	KATRINA	2,000.00		
		3233EM	SOUTH CAROLINA	KATRINA	2,000.00		
		3259EM	FLORIDA	RITA	10,000.00		
		3261EM	TEXAS	RITA	35,180,000.00		
		2507-MISSIONS-TA	1603DR	LOUISIANA	KATRINA	30,000.00	
			1604DR	MISSISSIPPI	KATRINA	207,500.00	
			3217EM	TENNESSEE	KATRINA	5,000.00	
	2508-MISSIONS-DFA	1603DR	LOUISIANA	KATRINA	82,686,996.52		
		1604DR	MISSISSIPPI	KATRINA	64,815,500.00	2,737,331.45	
		1605DR	ALABAMA	KATRINA			
		1607DR	LOUISIANA	RITA	20,100,000.00		
		1609DR	FLORIDA	WILMA	8,165,000.00		
		3215EM	ARKANSAS	KATRINA	3,000,000.00		



VENDOR ALPHA	PROGRAM NAME	PROG CODE	STATE NAME	EVENT NAME	OBLIGATIONS	EXPENDITURES	
		3216EM	TEXAS	KATRINA	10,000,000.00		
		3237EM	ALABAMA	KATRINA	1,000,000.00		
		3260EM	LOUISIANA	RITA			
	25XX-OTHER SERVICES	1604DR	MISSISSIPPI	KATRINA	2,909,940.00	2,909,940.00	
		1605DR	ALABAMA	KATRINA	205,500.00	205,500.00	
		1606DR	TEXAS	RITA	400,000.00	400,000.00	
		1609DR	FLORIDA	WILMA	10,000.00	10,000.00	
		1604DR	MISSISSIPPI	KATRINA	3,050,000.00	3,050,000.00	
	26XX-SUPPLIES & MATERIALS CRISIS COUNSELING	1603DR	LOUISIANA	KATRINA	7,722,630.00	7,722,630.00	
		1604DR	MISSISSIPPI	KATRINA	6,658,389.00	6,658,389.00	
		1605DR	ALABAMA	KATRINA	488,246.00	488,246.00	
		1606DR	TEXAS	RITA	1,546,988.00	1,546,988.00	
		1609DR	FLORIDA	WILMA	3,246,808.00	3,246,808.00	
						<b>275,593,497.52</b>	<b>28,975,832.45</b>
<b>DEPARTMENT OF HEALTH AND HUMAN SERVICES Total</b>							
FEDERAL PROTECTIVE SERVICE/DHS	2501-MISSIONS-FOS	1603DR	LOUISIANA	KATRINA	156,783,020.00	61,833,932.20	
		1604DR	MISSISSIPPI	KATRINA	28,452,766.73	324,052.16	
		1605DR	ALABAMA	KATRINA	5,452,500.00	54,484.91	
		1606DR	TEXAS	RITA	7,768,816.80		
		1607DR	LOUISIANA	RITA	5,000,000.00		
		1609DR	FLORIDA	WILMA	30,371,511.90		
		3213EM	MISSISSIPPI	KATRINA	188,608.00		
		3214EM	ALABAMA	KATRINA	31,478.00		
		3215EM	ARKANSAS	KATRINA	460,000.00		
		3216EM	TEXAS	KATRINA	7,000,000.00		
		3259EM	FLORIDA	RITA	10,000.00		
		3260EM	LOUISIANA	RITA	125,000.00		
		3261EM	TEXAS	RITA	100,000.00		
	2507-MISSIONS-TA	1603DR	LOUISIANA	KATRINA			
	2508-MISSIONS-DFA	1603DR	LOUISIANA	KATRINA			
		1604DR	MISSISSIPPI	KATRINA	700,000.00	168,610.50	
		1609DR	FLORIDA	WILMA	150,000.00		
		3260EM	LOUISIANA	RITA	100,000.00		
	25XX-OTHER SERVICES	1602DR	FLORIDA	KATRINA	5,616,000.00		
		1603DR	LOUISIANA	KATRINA	70,272.00		
		1604DR	MISSISSIPPI	KATRINA	328,312.00		
		1605DR	ALABAMA	KATRINA	70,272.00		
					<b>248,778,557.43</b>	<b>62,381,079.77</b>	
<b>FEDERAL PROTECTIVE SERVICE/DHS Total</b>							
AL EMERGENCY MANAGEMENT AGENCY	414X-HOUSING & OTHER NEEDS	1605DR	ALABAMA	KATRINA	121,113,238.63	117,801,213.22	
	416X-PUBLIC ASSISTANCE	1605DR	ALABAMA	KATRINA	98,043,534.94	73,025,619.07	
		3237EM	ALABAMA	KATRINA	2,840,416.04	2,808,190.44	
	4173-HAZARD MITIGATION	1605DR	ALABAMA	KATRINA	7,694,402.00	379,016.71	
	CRISIS COUNSELING	1605DR	ALABAMA	KATRINA	3,851,188.00	2,570,321.98	
<b>AL EMERGENCY MANAGEMENT AGENCY Total</b>							
GENERAL SERVICES ADMINISTRATION	21XX-TRAVEL OF PEOPLE	1604DR	MISSISSIPPI	KATRINA	32,208.00	22,882.50	
	22XX-TRANSPORT OF THINGS	1602DR	FLORIDA	KATRINA	20,000.00	2,612.05	
		1603DR	LOUISIANA	KATRINA	4,256,000.00	375,806.91	
		1604DR	MISSISSIPPI	KATRINA	1,040,650.88	160,984.13	
		1605DR	ALABAMA	KATRINA	401,600.00	25,568.46	
		1606DR	TEXAS	RITA	90,000.00	38,970.50	
		1607DR	LOUISIANA	RITA	11,601.35	3,812.21	
		1609DR	FLORIDA	WILMA	560,000.00	21,134.82	
		3215EM	ARKANSAS	KATRINA	25.38	25.38	
		3216EM	TEXAS	KATRINA	4,682.74	4,682.74	
		3224EM	COLORADO	KATRINA	16.21		
		23XX-RENT, COMM, UTILITIES	1602DR	FLORIDA	KATRINA	300,000.00	300,000.00
			1603DR	LOUISIANA	KATRINA	7,459,254.00	5,535,029.91
			1604DR	MISSISSIPPI	KATRINA	8,686,547.00	2,863,761.63
			1605DR	ALABAMA	KATRINA	717,099.00	643,983.97

VENDOR ALPHA	PROGRAM NAME	PROG CODE	STATE NAME	EVENT NAME	OBLIGATIONS	EXPENDITURES
		1606DR	TEXAS	RITA	3,164,396.00	2,659,430.00
		1607DR	LOUISIANA	RITA	2,067,847.00	1,673,062.00
		1609DR	FLORIDA	WILMA	3,370,697.00	2,556,486.43
		3214EM	ALABAMA	KATRINA	30,000.00	30,000.00
	2501-MISSIONS-FOS	1602DR	FLORIDA	KATRINA	165,000.00	
		1603DR	LOUISIANA	KATRINA	6,849,500.00	339,888.44
		1604DR	MISSISSIPPI	KATRINA	62,677,018.36	719,858.83
		1605DR	ALABAMA	KATRINA	11,333,000.00	3,850.07
		1606DR	TEXAS	RITA	370,000.00	27,770.56
		1607DR	LOUISIANA	RITA	5,528,185.00	37,963.70
		1609DR	FLORIDA	WILMA	170,000.00	13,622.20
		3212EM	LOUISIANA	KATRINA		
		3213EM	MISSISSIPPI	KATRINA	1,770,000.00	69,618.01
		3214EM	ALABAMA	KATRINA		
		3215EM	ARKANSAS	KATRINA	60,000.00	7,451.56
		3216EM	TEXAS	KATRINA	285,000.00	7,872.19
		3224EM	COLORADO	KATRINA		
		3259EM	FLORIDA	RITA	10,000.00	
		3261EM	TEXAS	RITA	520,000.00	
		2508-MISSIONS-DFA	1603DR	LOUISIANA	KATRINA	1,000,000.00
	1604DR		MISSISSIPPI	KATRINA		
	1609DR		FLORIDA	WILMA		
	3212EM		LOUISIANA	KATRINA	1,500,000.00	2,096.06
	3223EM		UTAH	KATRINA		
	25XX-OTHER SERVICES	1603DR	LOUISIANA	KATRINA	8,737,759.00	4,040,700.68
		1604DR	MISSISSIPPI	KATRINA	58,562,407.95	3,331,411.64
		1605DR	ALABAMA	KATRINA	157,038.00	
		1606DR	TEXAS	RITA	46,228.00	
		1607DR	LOUISIANA	RITA	49,500.00	
		1609DR	FLORIDA	WILMA	5,442,309.00	34,024.00
	26XX-SUPPLIES & MATERIALS	1603DR	LOUISIANA	KATRINA	1,053.45	
		1604DR	MISSISSIPPI	KATRINA	60,000.00	42,042.20
<b>GENERAL SERVICES ADMINISTRATION Total</b>					<b>197,506,623.32</b>	<b>25,596,403.78</b>
CLEARBROOK LLC	23XX-RENT, COMM, UTILITIES	1603DR	LOUISIANA	KATRINA	21,724,500.00	21,724,500.00
	25XX-OTHER SERVICES	1603DR	LOUISIANA	KATRINA	43,720,240.00	5,339,892.20
	26XX-SUPPLIES & MATERIALS	1607DR	LOUISIANA	RITA	8,390,250.00	8,189,240.40
	31XX-EQUIPMENT	1603DR	LOUISIANA	KATRINA	16,284,352.00	9,134,596.00
	32XX-LAND & STRUCTURES	1603DR	LOUISIANA	KATRINA	4,559,846.00	4,559,846.00
	MANUFACTURED HOUSING	1603DR	LOUISIANA	KATRINA	97,306,980.00	97,306,980.00
<b>CLEARBROOK LLC Total</b>					<b>191,986,168.00</b>	<b>146,255,054.60</b>
EMERGENCY RESPONSE PROG MANAGEMENT	2594-INSPECTIONS PA TAC	1602DR	FLORIDA	KATRINA	1,360,000.00	1,350,159.78
		1603DR	LOUISIANA	KATRINA	113,151,300.00	86,783,561.35
		1604DR	MISSISSIPPI	KATRINA	28,381,800.00	23,045,544.00
		1606DR	TEXAS	RITA	3,391,100.00	3,100,213.58
		1609DR	FLORIDA	WILMA	13,610,000.00	12,072,760.10
		3215EM	ARKANSAS	KATRINA	1,583,900.00	1,521,498.99
		3216EM	TEXAS	KATRINA	1,954,900.00	1,526,539.64
		3229EM	NEW MEXICO	KATRINA	139,800.00	113,728.82
<b>EMERGENCY RESPONSE PROG MANAGEMENT Total</b>					<b>163,572,800.00</b>	<b>129,514,006.26</b>
FEMA GROUP TRAVEL	21XX-TRAVEL OF PEOPLE	1602DR	FLORIDA	KATRINA	2,063,994.12	1,772,599.52
		1603DR	LOUISIANA	KATRINA	60,179,204.66	57,985,444.05
		1604DR	MISSISSIPPI	KATRINA	42,000,422.88	37,247,194.94
		1605DR	ALABAMA	KATRINA	11,026,347.08	10,962,225.16
		1606DR	TEXAS	RITA	23,961,650.89	23,394,740.07
		1607DR	LOUISIANA	RITA	3,168,657.96	2,924,715.51
		1609DR	FLORIDA	WILMA	13,378,650.00	13,204,126.52
		3212EM	LOUISIANA	KATRINA	5,559.37	5,559.37
		3215EM	ARKANSAS	KATRINA	1,692,159.35	1,665,096.55

VENDOR ALPHA	PROGRAM NAME	PROG CODE	STATE NAME	EVENT NAME	OBLIGATIONS	EXPENDITURES
		3216EM	TEXAS	KATRINA	2,854,540.41	2,825,846.36
		3217EM	TENNESSEE	KATRINA	67,982.84	67,982.84
		3218EM	GEORGIA	KATRINA	767.15	767.15
		3219EM	OKLAHOMA	KATRINA	88,459.16	75,854.98
		3221EM	WEST VIRGINIA	KATRINA	26,021.70	26,021.70
		3223EM	UTAH	KATRINA	34,311.49	28,639.45
		3224EM	COLORADO	KATRINA	171,985.22	165,392.96
		3225EM	MICHIGAN	KATRINA	198,205.48	165,335.61
		3226EM	DISTRICT OF COLUMBIA	KATRINA	38,622.50	38,622.50
		3227EM	WASHINGTON	KATRINA	129,929.12	121,328.84
		3228EM	OREGON	KATRINA	20,421.63	14,240.63
		3229EM	NEW MEXICO	KATRINA	44,429.60	40,759.31
		3230EM	ILLINOIS	KATRINA	35,498.68	20,549.03
		3231EM	KENTUCKY	KATRINA	7,960.79	7,960.79
		3232EM	MISSOURI	KATRINA	230,804.50	217,333.27
		3233EM	SOUTH CAROLINA	KATRINA	40,089.27	40,089.27
		3234EM	SOUTH DAKOTA	KATRINA	8,827.91	7,771.22
		3235EM	PENNSYLVANIA	KATRINA	78,931.06	78,931.06
		3236EM	KANSAS	KATRINA	186.90	186.90
		3238EM	INDIANA	KATRINA		
		3239EM	IOWA	KATRINA	4,927.66	4,927.66
		3240EM	VIRGINIA	KATRINA	7,659.06	7,659.06
		3241EM	ARIZONA	KATRINA	169,424.02	168,119.17
		3242EM	MINNESOTA	KATRINA		
		3243EM	NEVADA	KATRINA	194,136.15	188,109.63
		3244EM	IDAHO	KATRINA	3,603.26	3,603.26
		3245EM	NEBRASKA	KATRINA	1,301.61	1,301.61
		3246EM	CONNECTICUT	KATRINA	19,927.66	6,209.38
		3247EM	NORTH DAKOTA	KATRINA	15,599.78	15,492.46
		3248EM	CALIFORNIA	KATRINA	332,362.04	314,058.97
		3249EM	WISCONSIN	KATRINA		
		3250EM	OHIO	KATRINA		
		3251EM	MARYLAND	KATRINA	52,711.86	52,711.86
		3252EM	MASSACHUSETTS	KATRINA	160,165.65	136,579.85
		3253EM	MONTANA	KATRINA	7,363.50	7,260.42
		3255EM	RHODE ISLAND	KATRINA	13,791.99	7,916.15
		3256EM	MAINE	KATRINA	6,000.00	
		3257EM	NEW JERSEY	KATRINA	2,366.13	1,773.59
		3258EM	NEW HAMPSHIRE	KATRINA	6,000.00	91.71
		3259EM	FLORIDA	RITA	25,059.98	25,059.98
		3261EM	TEXAS	RITA	13,237.61	13,237.61
		3262EM	NEW YORK	KATRINA	73,300.00	66,692.06
		3263EM	DELAWARE	KATRINA	379.32	379.32
	MANUFACTURED HOUSING	1603DR	LOUISIANA	KATRINA		
<b>FEMA GROUP TRAVEL Total</b>					<b>162,663,939.00</b>	<b>154,126,499.31</b>
GBL'S	22XX-TRANSPORT OF THINGS	1602DR	FLORIDA	KATRINA	500,000.00	35,126.59
		1603DR	LOUISIANA	KATRINA	106,000,000.00	99,527,204.17
		1604DR	MISSISSIPPI	KATRINA	26,050,000.00	20,394,196.40
		1605DR	ALABAMA	KATRINA	10,060,800.00	4,248,654.28
		1606DR	TEXAS	RITA	2,250,000.00	1,861,592.59
		1607DR	LOUISIANA	RITA	200,000.00	175,578.11
		1609DR	FLORIDA	WILMA	14,000,000.00	4,261,433.83
	25XX-OTHER SERVICES	1603DR	LOUISIANA	KATRINA	2,500.00	1,886.00
<b>GBL'S Total</b>					<b>159,063,300.00</b>	<b>130,505,671.97</b>
PARTNERSHIP FOR RESPONSE & RECOVERY	2592-INSPECTIONS IHP/IFG	1603DR	LOUISIANA	KATRINA	52,178,260.32	38,233,769.70
		1604DR	MISSISSIPPI	KATRINA	51,656,956.48	39,563,272.35
		1606DR	TEXAS	RITA	495,566.55	495,566.55
		1607DR	LOUISIANA	RITA	15,225,791.28	11,804,476.31

VENDOR ALPHA	PROGRAM NAME	PROG CODE	STATE NAME	EVENT NAME	OBLIGATIONS	EXPENDITURES
		1609DR	FLORIDA	WILMA	26,288,645.12	21,877,317.92
	25XX-OTHER SERVICES	1603DR	LOUISIANA	KATRINA		
<b>PARTNERSHIP FOR RESPONSE &amp; RECOVERY Total</b>					<b>145,845,219.75</b>	<b>111,974,402.83</b>
NISTC	2594-INSPECTIONS PA TAC	1602DR	FLORIDA	KATRINA	4,311,000.00	3,889,625.17
		1603DR	LOUISIANA	KATRINA	89,464,300.00	68,858,446.54
		1604DR	MISSISSIPPI	KATRINA	31,460,300.00	24,221,229.49
		1605DR	ALABAMA	KATRINA	878,600.00	737,882.22
		1606DR	TEXAS	RITA	3,729,300.00	2,599,498.11
		1609DR	FLORIDA	WILMA	12,526,800.00	12,179,052.06
		3240EM	VIRGINIA	KATRINA	339,100.00	183,180.61
<b>NISTC Total</b>					<b>142,709,400.00</b>	<b>112,668,914.20</b>
CMH MANUFACTURING, INC.	MANUFACTURED HOUSING	1603DR	LOUISIANA	KATRINA	69,790,000.00	58,205,262.00
		1604DR	MISSISSIPPI	KATRINA	69,177,578.79	69,174,578.79
<b>CMH MANUFACTURING, INC. Total</b>					<b>138,967,578.79</b>	<b>127,379,840.79</b>
ALLTECH	2592-INSPECTIONS IHP/IFG	1603DR	LOUISIANA	KATRINA	48,638,018.26	38,577,755.83
		1605DR	ALABAMA	KATRINA	9,886,811.36	8,824,046.08
		1606DR	TEXAS	RITA	43,555,358.00	32,264,766.68
		1607DR	LOUISIANA	RITA	15,708,751.04	12,106,449.28
		1609DR	FLORIDA	WILMA	18,066,256.00	17,199,591.11
<b>ALLTECH Total</b>					<b>135,855,194.66</b>	<b>108,972,608.98</b>
NORTH AMERICAN CATASTROPHE SVCS INC	MANUFACTURED HOUSING	1603DR	LOUISIANA	KATRINA	120,087,309.70	118,702,035.99
		1605DR	ALABAMA	KATRINA	3,511,777.94	466,690.93
		1609DR	FLORIDA	WILMA	4,194,556.00	4,194,556.00
<b>NORTH AMERICAN CATASTROPHE SVCS INC Total</b>					<b>127,793,643.64</b>	<b>123,363,282.92</b>
BOURGET'S OF THE SOUTH, LLC	MANUFACTURED HOUSING	1603DR	LOUISIANA	KATRINA	7,355,005.60	7,355,005.60
		1605DR	ALABAMA	KATRINA	112,144,650.00	112,144,650.00
<b>BOURGET'S OF THE SOUTH, LLC Total</b>					<b>119,499,655.60</b>	<b>119,499,655.60</b>
PRI/DJI, A RECONSTRUCTION JV	25XX-OTHER SERVICES	1604DR	MISSISSIPPI	KATRINA		
	MANUFACTURED HOUSING	1603DR	LOUISIANA	KATRINA	60,418,038.51	2,261,628.01
		1604DR	MISSISSIPPI	KATRINA	42,704,293.92	2,883,940.84
<b>PRI/DJI, A RECONSTRUCTION JV Total</b>					<b>103,122,332.43</b>	<b>5,145,568.85</b>
AMERICOLD LOGISTICS LLC	22XX-TRANSPORT OF THINGS	1603DR	LOUISIANA	KATRINA	6,000,000.00	6,000,000.00
		1604DR	MISSISSIPPI	KATRINA	25,168,506.58	25,000,000.00
	25XX-OTHER SERVICES	1603DR	LOUISIANA	KATRINA	15,760,000.00	14,014,273.90
		1604DR	MISSISSIPPI	KATRINA	50,000,000.00	49,965,288.41
<b>AMERICOLD LOGISTICS LLC Total</b>					<b>96,928,506.58</b>	<b>94,979,562.31</b>
HOUSING & URBAN DEVELOPMENT	2501-MISSIONS-FOS	1603DR	LOUISIANA	KATRINA	3,695,000.00	1,809,846.57
		1604DR	MISSISSIPPI	KATRINA	127,680.00	55,451.00
		1605DR	ALABAMA	KATRINA		
		1606DR	TEXAS	RITA	120,000.00	60,276.00
		3216EM	TEXAS	KATRINA	100,000.00	
	2508-MISSIONS-DFA	1603DR	LOUISIANA	KATRINA	79,000,000.00	34,184,914.00
<b>HOUSING &amp; URBAN DEVELOPMENT Total</b>					<b>83,042,680.00</b>	<b>36,110,487.57</b>
CHAMPION HOME BUILDERS CO	MANUFACTURED HOUSING	1603DR	LOUISIANA	KATRINA	80,759,579.79	70,400,027.50
<b>CHAMPION HOME BUILDERS CO Total</b>					<b>80,759,579.79</b>	<b>70,400,027.50</b>
US BANK	21XX-TRAVEL OF PEOPLE	1603DR	LOUISIANA	KATRINA	233,500.00	21,485.49
		1604DR	MISSISSIPPI	KATRINA	40,898.90	3,694.21
		1605DR	ALABAMA	KATRINA	85,351.88	3,561.05
		1606DR	TEXAS	RITA	400,000.00	
		1607DR	LOUISIANA	RITA	40,000.00	20,000.00
		1609DR	FLORIDA	WILMA	56,000.00	2,563.06
		3215EM	ARKANSAS	KATRINA	1,000.00	206.40
	22XX-TRANSPORT OF THINGS	1602DR	FLORIDA	KATRINA	5,000.00	140.00
		1603DR	LOUISIANA	KATRINA	40,103.00	100.00
		1604DR	MISSISSIPPI	KATRINA	6,100.00	696.00
		1605DR	ALABAMA	KATRINA	8,550.02	2,203.37
		1606DR	TEXAS	RITA	25,000.00	1,781.84
		1609DR	FLORIDA	WILMA		

VENDOR ALPHA	PROGRAM NAME	PROG CODE	STATE NAME	EVENT NAME	OBLIGATIONS	EXPENDITURES
		3215EM	ARKANSAS	KATRINA	8,600.00	2,420.00
		3216EM	TEXAS	KATRINA	10,000.00	1,950.60
	23XX-RENT, COMM, UTILITIES	1602DR	FLORIDA	KATRINA	1,600.00	1,510.00
		1603DR	LOUISIANA	KATRINA	1,651,094.89	335,935.68
		1604DR	MISSISSIPPI	KATRINA	324,480.44	160,820.97
		1605DR	ALABAMA	KATRINA	39,000.00	22,525.00
		1606DR	TEXAS	RITA	76,513.22	18,954.74
		1607DR	LOUISIANA	RITA	501,400.00	12,522.00
		1609DR	FLORIDA	WILMA	43,174.94	19,805.83
		3215EM	ARKANSAS	KATRINA	7,391.50	3,241.50
		3216EM	TEXAS	KATRINA	8,787.50	4,546.11
		3219EM	OKLAHOMA	KATRINA		
		3229EM	NEW MEXICO	KATRINA		
		3261EM	TEXAS	RITA	50,000.00	4,733.42
	24XX-PRINT & REPRO	1602DR	FLORIDA	KATRINA	10,500.00	
		1603DR	LOUISIANA	KATRINA	626,580.70	45,444.29
		1604DR	MISSISSIPPI	KATRINA	839,739.64	381,319.08
		1605DR	ALABAMA	KATRINA	189,892.00	115,126.27
		1606DR	TEXAS	RITA	313,555.00	153,657.05
		1607DR	LOUISIANA	RITA	239,000.00	71,769.89
		1609DR	FLORIDA	WILMA	88,321.80	47,463.95
		3215EM	ARKANSAS	KATRINA	2,779.05	2,234.46
		3216EM	TEXAS	KATRINA	31,554.44	23,596.04
		3219EM	OKLAHOMA	KATRINA	755.65	755.65
		3229EM	NEW MEXICO	KATRINA	36.64	36.64
		3261EM	TEXAS	RITA	20,000.00	20,000.00
	25XX-OTHER SERVICES	1602DR	FLORIDA	KATRINA	10,000.00	4,304.18
		1603DR	LOUISIANA	KATRINA	4,019,164.30	1,539,091.81
		1604DR	MISSISSIPPI	KATRINA	1,304,279.20	783,021.32
		1605DR	ALABAMA	KATRINA	184,995.93	51,475.71
		1606DR	TEXAS	RITA	317,795.87	112,062.99
		1607DR	LOUISIANA	RITA	842,262.58	31,979.24
		1609DR	FLORIDA	WILMA	168,157.46	49,022.87
		3215EM	ARKANSAS	KATRINA	2,870.00	1,125.00
		3216EM	TEXAS	KATRINA	15,425.96	11,537.29
		3219EM	OKLAHOMA	KATRINA		
		3229EM	NEW MEXICO	KATRINA		
		3261EM	TEXAS	RITA	50,000.00	590.39
	26XX-SUPPLIES & MATERIALS	1602DR	FLORIDA	KATRINA	77,560.70	40,848.05
		1603DR	LOUISIANA	KATRINA	21,345,822.59	7,151,476.85
		1604DR	MISSISSIPPI	KATRINA	9,760,120.75	6,007,296.88
		1605DR	ALABAMA	KATRINA	3,044,267.88	1,961,830.47
		1606DR	TEXAS	RITA	1,945,739.58	820,681.99
		1607DR	LOUISIANA	RITA	7,001,368.00	2,826,709.21
		1609DR	FLORIDA	WILMA	890,833.02	524,142.25
		3212EM	LOUISIANA	KATRINA	2,000.00	1,284.11
		3215EM	ARKANSAS	KATRINA	79,640.53	51,201.97
		3216EM	TEXAS	KATRINA	271,829.53	197,038.79
		3219EM	OKLAHOMA	KATRINA		
		3221EM	WEST VIRGINIA	KATRINA	94.45	94.45
		3223EM	UTAH	KATRINA	4,000.00	
		3224EM	COLORADO	KATRINA	4,000.00	1,729.21
		3225EM	MICHIGAN	KATRINA	2,000.00	711.67
		3227EM	WASHINGTON	KATRINA	112.64	112.64
		3229EM	NEW MEXICO	KATRINA	115.74	15.74
		3232EM	MISSOURI	KATRINA	5,000.00	4,328.05
		3261EM	TEXAS	RITA	135,500.00	22,851.20
	31XX-EQUIPMENT	1602DR	FLORIDA	KATRINA	89,500.00	26,622.00

VENDOR ALPHA	PROGRAM NAME	PROG CODE	STATE NAME	EVENT NAME	OBLIGATIONS	EXPENDITURES	
		1603DR	LOUISIANA	KATRINA	8,560,526.74	2,915,727.85	
		1604DR	MISSISSIPPI	KATRINA	6,053,577.55	4,408,078.91	
		1605DR	ALABAMA	KATRINA	907,174.89	571,528.74	
		1606DR	TEXAS	RITA	513,547.02	124,958.34	
		1607DR	LOUISIANA	RITA	1,748,374.10	61,767.48	
		1609DR	FLORIDA	WILMA	231,470.78	69,337.19	
		3215EM	ARKANSAS	KATRINA	17,279.02	9,741.91	
		3216EM	TEXAS	KATRINA	113,301.90	90,591.92	
		3219EM	OKLAHOMA	KATRINA			
		3229EM	NEW MEXICO	KATRINA			
		3261EM	TEXAS	RITA	90,000.00	38,375.82	
		MANUFACTURED HOUSING	1603DR	LOUISIANA	KATRINA	50,000.00	37,369.51
			1604DR	MISSISSIPPI	KATRINA	216,500.00	16,681.90
			1607DR	LOUISIANA	RITA		
<b>US BANK Total</b>				<b>76,102,469.92</b>	<b>32,074,146.49</b>		
CUSTOMS AND BORDER PROTECTION	2501-MISSIONS-FOS	1602DR	FLORIDA	KATRINA	11,447,424.00	6,226,283.63	
		1603DR	LOUISIANA	KATRINA	28,410,525.00		
		1604DR	MISSISSIPPI	KATRINA	8,517,200.00	266,152.45	
		3216EM	TEXAS	KATRINA	500,000.00		
		3261EM	TEXAS	RITA	12,000,000.00		
		2508-MISSIONS-DFA	1604DR	MISSISSIPPI	KATRINA		
	26XX-SUPPLIES & MATERIALS	1602DR	FLORIDA	KATRINA	6,783.00		
		1603DR	LOUISIANA	KATRINA	99,874.00		
		1604DR	MISSISSIPPI	KATRINA	363,693.00	302,730.00	
		1605DR	ALABAMA	KATRINA	21,313.00		
		1606DR	TEXAS	RITA	64,702.00		
<b>CUSTOMS AND BORDER PROTECTION Total</b>				<b>61,431,514.00</b>	<b>6,795,166.08</b>		
CITIBANK	21XX-TRAVEL OF PEOPLE	1603DR	LOUISIANA	KATRINA	23,221,305.29	22,524,605.84	
		1604DR	MISSISSIPPI	KATRINA	19,853,162.89	19,397,621.67	
		1605DR	ALABAMA	KATRINA	5,855,402.68	5,825,908.93	
		1606DR	TEXAS	RITA	5,485,922.84	5,482,372.84	
		1607DR	LOUISIANA	RITA	1,001,842.04	1,001,842.04	
		1609DR	FLORIDA	WILMA	1,002,790.15	532,654.81	
		3215EM	ARKANSAS	KATRINA	1,711.85	1,711.85	
		3216EM	TEXAS	KATRINA	15,561.27	15,561.27	
		3221EM	WEST VIRGINIA	KATRINA	1,331.70	1,331.70	
		3223EM	UTAH	KATRINA	1,171.40	1,089.25	
		3234EM	SOUTH DAKOTA	KATRINA	677.25		
		3247EM	NORTH DAKOTA	KATRINA	911.85	911.85	
		3248EM	CALIFORNIA	KATRINA	335.68	335.68	
		3253EM	MONTANA	KATRINA	3,160.92	2,796.55	
		22XX-TRANSPORT OF THINGS	1603DR	LOUISIANA	KATRINA	85,000.00	
			1604DR	MISSISSIPPI	KATRINA	85,000.00	
			1605DR	ALABAMA	KATRINA	70,000.00	
		25XX-OTHER SERVICES	1603DR	LOUISIANA	KATRINA		
			1605DR	ALABAMA	KATRINA		
			1606DR	TEXAS	RITA		
			1609DR	FLORIDA	WILMA	50,000.00	
	26XX-SUPPLIES & MATERIALS		1603DR	LOUISIANA	KATRINA	412,000.00	342,301.17
		1604DR	MISSISSIPPI	KATRINA	91,000.00	29,893.34	
		1605DR	ALABAMA	KATRINA	13,000.00	134.44	
		1606DR	TEXAS	RITA	112,500.00	85,424.88	
	<b>CITIBANK Total</b>				<b>57,363,787.81</b>	<b>55,246,498.11</b>	
	U S DEPARTMENT OF JUSTICE	2501-MISSIONS-FOS	1603DR	LOUISIANA	KATRINA	2,764,600.00	127,136.49
1604DR			MISSISSIPPI	KATRINA	2,655,000.00	40,667.64	
1609DR			FLORIDA	WILMA	45,000.00		
2507-MISSIONS-TA		1603DR	LOUISIANA	KATRINA	150,000.00		
2508-MISSIONS-DFA		1603DR	LOUISIANA	KATRINA	45,313,000.00	5,282,575.91	
		1604DR	MISSISSIPPI	KATRINA	4,867,000.00	132,309.52	
<b>U S DEPARTMENT OF JUSTICE Total</b>				<b>55,794,600.00</b>	<b>5,582,689.56</b>		
<b>Grand Total</b>				<b>31,634,779,485.99</b>	<b>19,236,800,738.83</b>		



**FINANCIAL INFORMATION TOOL**  
**FOR HURRICANE KATRINA, RITA, & WILMA DECLARATIONS ONLY**  
**CHRONOLOGICAL LISTING BY DECLARATION OF OBLIGATION TRANSACTIONS GREATER THAN OR EQUAL TO \$50 MILLION (GROSS OF ANY SUBSEQUENT DE-OBLIGATIONS)**  
**AS OF 08-23-2006**

PROG CODE	STATE NAME	TRANS DATE	OBLIGATION NUMBER	VENDOR ALPHA	PROGRAM CATEGORY	OBLIGATIONS	QTY
1603DR	LOUISIANA	8/30/2005	1603DRLAMCOE-MVD 11	US ARMY CORPS OF ENGINEERS	2508-MISSIONS-DIRECT FED ASST (DFA)	50,000,000.00	1
		8/31/2005	1603DRLAMHHS 02	DEPARTMENT OF HEALTH AND HUMAN SERVICE	2501-MISSIONS-FED OPER SUP (FOS)	63,000,000.00	1
		9/3/2005	1603DRLAMCOE-MVD 05	US ARMY CORPS OF ENGINEERS	2508-MISSIONS-DIRECT FED ASST (DFA)	75,000,000.00	1
		9/4/2005	1603DRLAMCOE-MVD 07	US ARMY CORPS OF ENGINEERS	2508-MISSIONS-DIRECT FED ASST (DFA)	1,500,000,000.00	1
		9/5/2005	1603DRLAMDOD 23	DEPARTMENT OF DEFENSE	2501-MISSIONS-FED OPER SUP (FOS)	750,000,000.00	1
		9/6/2005	1603DRLAMDOD 29	DEPARTMENT OF DEFENSE	2501-MISSIONS-FED OPER SUP (FOS)	75,000,000.00	1
			1603DRLAMDOD 30	DEPARTMENT OF DEFENSE	2501-MISSIONS-FED OPER SUP (FOS)	490,000,000.00	1
			1603DRLAMDOD 31	DEPARTMENT OF DEFENSE	2501-MISSIONS-FED OPER SUP (FOS)	150,000,000.00	1
			1603DRLAMEPA 03	ENVIRONMENTAL PROTECTION AGENCY	2508-MISSIONS-DIRECT FED ASST (DFA)	75,000,000.00	1
			1603DRLATTHP 01	LA OFFICE OF HOMELAND SECURITY &	4141-RENTAL 408(a)	510,000,000.00	1
		9/8/2005	1603DRLAMDOD 40	DEPARTMENT OF DEFENSE	2501-MISSIONS-FED OPER SUP (FOS)	65,000,000.00	1
			1603DRLAP00000001	LA OFFICE OF HOMELAND SECURITY &	416X-PUBLIC ASSISTANCE (PA)	218,823,700.76	1
		9/9/2005	1603DRLATTHP 01	LA OFFICE OF HOMELAND SECURITY &	4141-RENTAL 408(a)	600,000,000.00	1
		9/10/2005	1603DRLAMCOE-MVD 21	US ARMY CORPS OF ENGINEERS	2501-MISSIONS-FED OPER SUP (FOS)	200,000,000.00	1
			1603DRLAMUSCG 07	US COAST GUARD	2501-MISSIONS-FED OPER SUP (FOS)	150,000,000.00	2
			HSFEHQ-05-D-4125	PRECISION HOMES	3199-MH-PURCHASE UNITS-CAPITALIZED	125,000,000.00	1
		9/13/2005	1603DRLAP00000001	LA OFFICE OF HOMELAND SECURITY &	416X-PUBLIC ASSISTANCE (PA)	51,293,678.90	1
			HSFEHQ-05-C-4000	GULF STREAM COACH, INC.	3190-MH-PURCHASE UNITS-NON-CAPITALIZED	99,996,000.00	1
		9/15/2005	1603DRLAMUSFS 15	USDA FOREST SERVICE	2501-MISSIONS-FED OPER SUP (FOS)	130,000,000.00	1
			1603DRLAP00000001	LA OFFICE OF HOMELAND SECURITY &	416X-PUBLIC ASSISTANCE (PA)	453,209,070.72	1
		9/16/2005	HSFE06-05-F-6232	CLEARBROOK LLC	3190-MH-PURCHASE UNITS-NON-CAPITALIZED	50,000,000.00	1
		9/17/2005	1603DRLATTHP 01	LA OFFICE OF HOMELAND SECURITY &	4141-RENTAL 408(a)	400,000,000.00	1
		9/21/2005	1603DRLAMDOT 06	DEPARTMENT OF TRANSPORTATION	2508-MISSIONS-DIRECT FED ASST (DFA)	150,000,000.00	1
		9/24/2005	1603DRLAMCOE-MVD 05	US ARMY CORPS OF ENGINEERS	2508-MISSIONS-DIRECT FED ASST (DFA)	100,000,000.00	1
		9/25/2005	1603DRLATTHP 01	LA OFFICE OF HOMELAND SECURITY &	4141-RENTAL 408(a)	1,370,400,000.00	1
		9/26/2005	HSFE04-05-F-7039	DEPARTMENT OF DEFENSE	2660-FOOD & BEVERAGES	62,930,000.00	1
		9/27/2005	HSFEHQ-05-D-4334	MORGAN BUILDINGS & SPAS, INC.	3199-MH-PURCHASE UNITS-CAPITALIZED	83,958,000.00	1
		9/28/2005	HSFEHQ-05-D-4332	CHAMPION HOME BUILDERS CO	3199-MH-PURCHASE UNITS-CAPITALIZED	59,800,000.00	1
		9/29/2005	1603DRLAMDHUD 04	HOUSING & URBAN DEVELOPMENT	2508-MISSIONS-DIRECT FED ASST (DFA)	79,000,000.00	1
		10/2/2005	1603DRLATTHP 01	LA OFFICE OF HOMELAND SECURITY &	4141-RENTAL 408(a)	350,000,000.00	1
		10/3/2005	1603DRLAMEPA 03	ENVIRONMENTAL PROTECTION AGENCY	2508-MISSIONS-DIRECT FED ASST (DFA)	88,000,000.00	1
		10/8/2005	1603DRLATTHP 19	LA OFFICE OF HOMELAND SECURITY &	4149-OTHER NEEDS ASSISTANCE (ONA) AWARDS	100,000,000.00	1
		10/20/2005	1603DRLAMUSCG 09	US COAST GUARD	2508-MISSIONS-DIRECT FED ASST (DFA)	75,000,000.00	1
		10/21/2005	1603DRLAMCOE-MVD 23	US ARMY CORPS OF ENGINEERS	2508-MISSIONS-DIRECT FED ASST (DFA)	200,000,000.00	1
		10/22/2005	HSFEHQ-06-C-0024	AMERICAN RED CROSS	2580-OTHER SERVICE CONTRACTS	110,000,000.00	1
		10/31/2005	1603DRLAP00000001	LA OFFICE OF HOMELAND SECURITY &	416X-PUBLIC ASSISTANCE (PA)	88,802,983.46	1
			HSFEHQ-05-D-0471	FLUOR DANIEL INC	2591-CONTRACT SERVICES-MH	62,160,091.00	1
		11/1/2005	HSFEHQ-06-F-0047	CORPORATE LODGING CONSULTANTS, INC.	2580-OTHER SERVICE CONTRACTS	105,602,464.00	1
		11/5/2005	1603DRLATTHP 01	LA OFFICE OF HOMELAND SECURITY &	4141-RENTAL 408(a)	148,000,000.00	1
			1603DRLATTHP 17	LA OFFICE OF HOMELAND SECURITY &	4147-REPLACEMENT	386,000,000.00	1
			1603DRLATTHP 19	LA OFFICE OF HOMELAND SECURITY &	4149-OTHER NEEDS ASSISTANCE (ONA) AWARDS	361,000,000.00	1
		11/18/2005	1603DRLAMDOL 00	US DEPARTMENT OF LABOR	2503-DISASTER UNEMPLOYMENT (DUA)	55,000,000.00	1
		11/23/2005	1603DRLATTHP 19	LA OFFICE OF HOMELAND SECURITY &	4149-OTHER NEEDS ASSISTANCE (ONA) AWARDS	100,000,000.00	1
		12/5/2005	1603DRLATTHP 19	LA OFFICE OF HOMELAND SECURITY &	4149-OTHER NEEDS ASSISTANCE (ONA) AWARDS	50,000,000.00	1
		12/12/2005	1603DRLAMCOE-MVD 23	US ARMY CORPS OF ENGINEERS	2508-MISSIONS-DIRECT FED ASST (DFA)	199,932,487.70	1
			1603DRLAMUSCG 09	US COAST GUARD	2508-MISSIONS-DIRECT FED ASST (DFA)	75,000,000.00	1
		12/20/2005	HSFE06-06-X-2014	ENVIRONMENTAL PROTECTION AGENCY	2589-INTERAGENCY AGREEMENTS	255,665,898.00	1
12/23/2005	1603DRLATTHP 19	LA OFFICE OF HOMELAND SECURITY &	4149-OTHER NEEDS ASSISTANCE (ONA) AWARDS	50,000,000.00	1		
12/29/2005	1603DRLATTHP 19	LA OFFICE OF HOMELAND SECURITY &	4149-OTHER NEEDS ASSISTANCE (ONA) AWARDS	75,000,000.00	1		
12/30/2005	1603DRLATTHP 19	LA OFFICE OF HOMELAND SECURITY &	4149-OTHER NEEDS ASSISTANCE (ONA) AWARDS	90,000,000.00	1		
1/6/2006	1603DRLATTHP 01	LA OFFICE OF HOMELAND SECURITY &	4141-RENTAL 408(a)	50,000,000.00	1		
1/7/2006	EMR-2006-GB-0000	GBLS	2213-MH-TRANSPORTATION-DISASTER	70,000,000.00	1		
1/14/2006	1603DRLATTHP 19	LA OFFICE OF HOMELAND SECURITY &	4149-OTHER NEEDS ASSISTANCE (ONA) AWARDS	100,000,000.00	1		
1/19/2006	1603DRLATTHP 01	LA OFFICE OF HOMELAND SECURITY &	4141-RENTAL 408(a)	60,000,000.00	1		
1/30/2006	1603DRLATTHP 01	LA OFFICE OF HOMELAND SECURITY &	4141-RENTAL 408(a)	50,000,000.00	1		
2/7/2006	HSFEHQ-06-F-0047	CORPORATE LODGING CONSULTANTS, INC.	2580-OTHER SERVICE CONTRACTS	52,800,000.00	1		
2/16/2006	HSFEHQ-05-D-0592	CH2M HILL CONSTRUCTORS, INC.	2591-CONTRACT SERVICES-MH	75,178,562.50	1		
3/1/2006	HSFEHQ-05-D-0471	FLUOR DANIEL INC	2591-CONTRACT SERVICES-MH	158,488,970.76	1		
3/3/2006	HSFEHQ-05-D-0471	FLUOR DANIEL INC	2591-CONTRACT SERVICES-MH	170,814,779.00	1		
3/15/2006	1603DRLAP00000001	LA OFFICE OF HOMELAND SECURITY &	416X-PUBLIC ASSISTANCE (PA)	55,750,323.10	1		
3/16/2006	1603DRLAMDOL 00	US DEPARTMENT OF LABOR	2503-DISASTER UNEMPLOYMENT (DUA)	91,411,844.00	1		
	HSFEHQ-05-D-0573	SHAW ENVIRONMENTAL & INFRASTRUCTURE	2591-CONTRACT SERVICES-MH	139,278,621.00	1		
3/20/2006	1603DRLAP00000001	LA OFFICE OF HOMELAND SECURITY &	416X-PUBLIC ASSISTANCE (PA)	170,571,862.38	2		
3/21/2006	1603DRLAP00000001	LA OFFICE OF HOMELAND SECURITY &	416X-PUBLIC ASSISTANCE (PA)	138,213,467.86	1		
3/23/2006	1603DRLAP00000001	LA OFFICE OF HOMELAND SECURITY &	416X-PUBLIC ASSISTANCE (PA)	76,350,249.12	1		
3/28/2006	1603DRLAP00000001	LA OFFICE OF HOMELAND SECURITY &	416X-PUBLIC ASSISTANCE (PA)	67,986,749.72	1		
3/31/2006	HSFEHQ-05-D-0471	FLUOR DANIEL INC	2591-CONTRACT SERVICES-MH	192,710,167.00	1		
4/26/2006	1603DRLAP00000001	LA OFFICE OF HOMELAND SECURITY &	416X-PUBLIC ASSISTANCE (PA)	66,843,926.55	1		
5/17/2006	HSFEHQ-05-D-0471	FLUOR DANIEL INC	2591-CONTRACT SERVICES-MH	69,900,000.00	1		
5/26/2006	1603DRLAP00000001	LA OFFICE OF HOMELAND SECURITY &	416X-PUBLIC ASSISTANCE (PA)	50,308,768.63	1		
	HSFEHQ-05-D-0573	SHAW ENVIRONMENTAL & INFRASTRUCTURE	2591-CONTRACT SERVICES-MH	88,403,625.00	1		
5/30/2006	HSFEHQ-05-C-4040A	NORTH AMERICAN CATASTROPHE SVCS INC	3190-MH-PURCHASE UNITS-NON-CAPITALIZED	50,478,060.06	1		
	HSFEHQ-05-C-4041A	GULF STREAM COACH, INC.	3199-MH-PURCHASE UNITS-CAPITALIZED	246,563,713.00	1		
6/8/2006	1603DRLAP00000001	LA OFFICE OF HOMELAND SECURITY &	416X-PUBLIC ASSISTANCE (PA)	204,521,265.91	1		
6/14/2006	1603DRLAP00000001	LA OFFICE OF HOMELAND SECURITY &	416X-PUBLIC ASSISTANCE (PA)	57,570,547.57	1		
6/23/2006	1603DRLAP00000001	LA OFFICE OF HOMELAND SECURITY &	416X-PUBLIC ASSISTANCE (PA)	129,560,715.02	1		
6/29/2006	HSFEHQ-05-D-0471	FLUOR DANIEL INC	2591-CONTRACT SERVICES-MH	195,631,846.00	1		

PROG CODE	STATE NAME	TRANS DATE	OBLIGATION NUMBER	VENDOR ALPHA	PROGRAM CATEGORY	OBLIGATIONS	QTY
1604DR	MISSISSIPPI	7/1/2006	1603DRLAMCOE-MVD 07	US ARMY CORPS OF ENGINEERS	2508-MISSIONS-DIRECT FED ASST (DFA)	69,000,000.00	1
		7/12/2006	HSFEHQ-05-D-0573	SHAW ENVIRONMENTAL & INFRASTRUCTURE	2591-CONTRACT SERVICES-MH	185,080,757.00	2
		7/13/2006	1603DR LAP00000001	LA OFFICE OF HOMELAND SECURITY &	416X-PUBLIC ASSISTANCE (PA)	70,121,810.36	1
		8/17/2006	1603DR LAP00000001	LA OFFICE OF HOMELAND SECURITY &	416X-PUBLIC ASSISTANCE (PA)	120,558,271.15	1
		9/2/2005	1604DRMSMDOD 17	DEPARTMENT OF DEFENSE	2501-MISSIONS-FED OPER SUP (FOS)	220,000,000.00	2
		9/3/2005	1604DRMSMCOE-MVD 16	US ARMY CORPS OF ENGINEERS	2508-MISSIONS-DIRECT FED ASST (DFA)	80,000,000.00	1
			1604DRMSMDOD 19	DEPARTMENT OF DEFENSE	2501-MISSIONS-FED OPER SUP (FOS)	1,000,000,000.00	1
		9/4/2005	1604DRMSMCOE-MVD 11	US ARMY CORPS OF ENGINEERS	2501-MISSIONS-FED OPER SUP (FOS)	80,000,000.00	1
			1604DRMSMGSA 16	GENERAL SERVICES ADMINISTRATION	2501-MISSIONS-FED OPER SUP (FOS)	50,000,000.00	1
		9/5/2005	1604DRMSMCOE-MVD 09	US ARMY CORPS OF ENGINEERS	2508-MISSIONS-DIRECT FED ASST (DFA)	320,000,000.00	1
			1604DRMSMCOE-MVD 10	US ARMY CORPS OF ENGINEERS	2508-MISSIONS-DIRECT FED ASST (DFA)	71,000,000.00	1
			1604DRMSMCOE-MVD 11	US ARMY CORPS OF ENGINEERS	2501-MISSIONS-FED OPER SUP (FOS)	100,000,000.00	1
			1604DRMSMDOT 05	DEPARTMENT OF TRANSPORTATION	2501-MISSIONS-FED OPER SUP (FOS)	90,000,000.00	1
		9/6/2005	1604DRMSTTHP 01	MISSISSIPPI, STATE OF	4141-RENTAL 408(a)	100,000,000.00	1
		9/7/2005	1604DRMSMCOE-MVD 12	US ARMY CORPS OF ENGINEERS	2501-MISSIONS-FED OPER SUP (FOS)	180,000,000.00	1
		9/10/2005	1604DRMSMDOD 19	DEPARTMENT OF DEFENSE	2501-MISSIONS-FED OPER SUP (FOS)	500,000,000.00	1
			1604DRMSMDOD 27	DEPARTMENT OF DEFENSE	2508-MISSIONS-DIRECT FED ASST (DFA)	50,000,000.00	1
			1604DRMSTTHP 01	MISSISSIPPI, STATE OF	4141-RENTAL 408(a)	96,000,000.00	1
		9/11/2005	1604DRMSTTHP 01	MISSISSIPPI, STATE OF	4141-RENTAL 408(a)	100,000,000.00	1
		9/12/2005	1604DRMSTTHP 01	MISSISSIPPI, STATE OF	4141-RENTAL 408(a)	300,000,000.00	1
		9/17/2005	1604DRMSMCOE-MVD 25	US ARMY CORPS OF ENGINEERS	2508-MISSIONS-DIRECT FED ASST (DFA)	50,000,000.00	1
			HSFE04-05-P-7069	AMERICOLD LOGISTICS LLC	2580-OTHER SERVICE CONTRACTS	50,000,000.00	1
		9/18/2005	HSFE04-05-F-7058	DEPARTMENT OF DEFENSE	2660-FOOD & BEVERAGES	69,630,470.00	1
		9/23/2005	1604DRMSP00000001	MISSISSIPPI, STATE OF	416X-PUBLIC ASSISTANCE (PA)	105,160,104.73	1
		9/27/2005	1604DRMSTTHP 01	MISSISSIPPI, STATE OF	4141-RENTAL 408(a)	365,018,400.00	1
		10/8/2005	1604DRMSTTHP 01	MISSISSIPPI, STATE OF	4141-RENTAL 408(a)	150,000,000.00	1
		10/9/2005	1604DRMSMCOE-MVD 10	US ARMY CORPS OF ENGINEERS	2508-MISSIONS-DIRECT FED ASST (DFA)	56,000,000.00	1
		10/10/2005	1604DRMSTTHP 19	MISSISSIPPI, STATE OF	4149-OTHER NEEDS ASSISTANCE (ONA) AWARDS	50,000,000.00	1
		10/16/2005	1604DRMSMCOE-MVD 09	US ARMY CORPS OF ENGINEERS	2508-MISSIONS-DIRECT FED ASST (DFA)	300,000,000.00	1
		10/22/2005	HSFEHQ-05-D-0572	BECHTEL NATIONAL, INC.	2591-CONTRACT SERVICES-MH	135,191,336.50	1
			HSFEHQ-06-C-0024	AMERICAN RED CROSS	2580-OTHER SERVICE CONTRACTS	52,500,000.00	1
		11/1/2005	HSFEHQ-06-F-0047	CORPORATE LODGING CONSULTANTS, INC.	2580-OTHER SERVICE CONTRACTS	50,401,176.00	1
		11/22/2005	1604DRMSTTHP 19	MISSISSIPPI, STATE OF	4149-OTHER NEEDS ASSISTANCE (ONA) AWARDS	50,000,000.00	1
		12/15/2005	HSFEHQ-05-D-0572	BECHTEL NATIONAL, INC.	2591-CONTRACT SERVICES-MH	67,535,156.00	1
		12/19/2005	HSFEHQ-05-C-4155	CMH MANUFACTURING, INC.	3199-MH-PURCHASE UNITS-CAPITALIZED	60,935,395.00	1
		12/23/2005	HSFEHQ-05-D-0572	BECHTEL NATIONAL, INC.	2591-CONTRACT SERVICES-MH	78,801,663.50	1
		1/27/2006	1604DRMSMCOE-MVD 09	US ARMY CORPS OF ENGINEERS	2508-MISSIONS-DIRECT FED ASST (DFA)	100,000,000.00	1
		3/18/2006	1604DRMSMCOE-MVD 09	US ARMY CORPS OF ENGINEERS	2508-MISSIONS-DIRECT FED ASST (DFA)	200,000,000.00	1
		4/6/2006	1604DRMSMUSCG 12	US COAST GUARD	2508-MISSIONS-DIRECT FED ASST (DFA)	200,000,000.00	1
		4/10/2006	1604DRMSP00000001	MISSISSIPPI, STATE OF	416X-PUBLIC ASSISTANCE (PA)	58,530,355.47	1
		5/25/2006	1604DRMSMCOE-MVD 09	US ARMY CORPS OF ENGINEERS	2508-MISSIONS-DIRECT FED ASST (DFA)	50,000,000.00	1
		5/31/2006	HSFEHQ-05-C-4000A	GULF STREAM COACH, INC.	3199-MH-PURCHASE UNITS-CAPITALIZED	218,000,000.00	1
			HSFEHQ-05-C-4039A	MORGAN BUILDINGS & SPAS, INC.	3199-MH-PURCHASE UNITS-CAPITALIZED	218,000,000.00	1
		8/17/2006	1604DRMSP00000001	MISSISSIPPI, STATE OF	416X-PUBLIC ASSISTANCE (PA)	82,747,016.41	1
		9/10/2005	HSFEHQ-05-C-4039	MORGAN BUILDINGS & SPAS, INC.	3199-MH-PURCHASE UNITS-CAPITALIZED	202,512,500.00	2
			HSFEHQ-05-D-4125	PRECISION HOMES	3199-MH-PURCHASE UNITS-CAPITALIZED	98,965,000.00	1
		9/12/2005	HSFEHQ-05-C-4041	GULF STREAM COACH, INC.	3199-MH-PURCHASE UNITS-CAPITALIZED	246,875,000.00	1
9/13/2005	HSFEHQ-05-C-4000	GULF STREAM COACH, INC.	3199-MH-PURCHASE UNITS-CAPITALIZED	99,068,500.00	1		
9/16/2005	HSFEHQ-05-C-4040	NORTH AMERICAN CATASTROPHE SVCS INC	3199-MH-PURCHASE UNITS-CAPITALIZED	51,400,000.00	1		
9/24/2005	1605DRALTTTHP 01	AL EMERGENCY MANAGEMENT AGENCY	4141-RENTAL 408(a)	83,709,000.00	1		
9/29/2005	1605DRALMCOE-SAD 09	US ARMY CORPS OF ENGINEERS	2508-MISSIONS-DIRECT FED ASST (DFA)	90,000,000.00	1		
9/30/2005	HSFEHQ-05-C-4128	BOURGETS OF THE SOUTH, LLC	3190-MH-PURCHASE UNITS-NON-CAPITALIZED	88,500,000.00	1		
9/28/2005	1606DRTXMUSFS 02	USDA FOREST SERVICE	2501-MISSIONS-FED OPER SUP (FOS)	124,000,000.00	1		
	1606DRXTTTHP 01	TX DEPARTMENT OF PUBLIC SAFETY	4141-RENTAL 408(a)	60,320,000.00	1		
9/29/2005	1606DRXTTTHP 01	TX DEPARTMENT OF PUBLIC SAFETY	4141-RENTAL 408(a)	105,000,000.00	1		
	1606DRXTTTHP 19	TX DEPARTMENT OF PUBLIC SAFETY	4149-OTHER NEEDS ASSISTANCE (ONA) AWARDS	100,000,000.00	1		
9/30/2005	1606DRXTTTHP 01	TX DEPARTMENT OF PUBLIC SAFETY	4141-RENTAL 408(a)	150,000,899.00	1		
10/3/2005	1606DRXTTTHP 01	TX DEPARTMENT OF PUBLIC SAFETY	4141-RENTAL 408(a)	447,000,000.00	1		
	1606DRXTTTHP 04	TX DEPARTMENT OF PUBLIC SAFETY	4143-REPAIRS	100,000,000.00	1		
	1606DRXTTTHP 19	TX DEPARTMENT OF PUBLIC SAFETY	4149-OTHER NEEDS ASSISTANCE (ONA) AWARDS	200,000,000.00	1		
10/7/2005	1606DRXTIOTH	TX DEPARTMENT OF PUBLIC SAFETY	4154-OTHER NEEDS ASSISTANCE (ONA) GRANTS	200,000,000.00	1		
11/4/2005	1606DRTXMCOE-SWD 09	US ARMY CORPS OF ENGINEERS	2508-MISSIONS-DIRECT FED ASST (DFA)	65,000,000.00	1		
9/28/2005	1607DRLATTHP 01	LA OFFICE OF HOMELAND SECURITY &	4141-RENTAL 408(a)	75,000,000.00	1		
9/30/2005	1607DRLATTHP 01	LA OFFICE OF HOMELAND SECURITY &	4141-RENTAL 408(a)	250,000,000.00	1		
10/7/2005	1607DRLAMCOE-MVD 07	US ARMY CORPS OF ENGINEERS	2508-MISSIONS-DIRECT FED ASST (DFA)	138,000,000.00	1		
	1607DRLAMCOE-MVD 09	US ARMY CORPS OF ENGINEERS	2508-MISSIONS-DIRECT FED ASST (DFA)	80,000,000.00	1		
12/16/2005	1607DRLAMCOE-MVD 09	US ARMY CORPS OF ENGINEERS	2508-MISSIONS-DIRECT FED ASST (DFA)	113,000,000.00	1		
12/20/2005	HSFE06-06-X-2014	ENVIRONMENTAL PROTECTION AGENCY	2580-OTHER SERVICE CONTRACTS	100,686,039.00	1		
10/26/2005	HSFE04-06-F-7706	DEPARTMENT OF DEFENSE	2660-FOOD & BEVERAGES	60,000,000.00	1		
10/27/2005	1609DRFLTTTHP 01	FLORIDA BUREAU OF DISASTER	4141-RENTAL 408(a)	60,000,000.00	1		
11/2/2005	1609DRFLTTTHP 19	FLORIDA BUREAU OF DISASTER	4149-OTHER NEEDS ASSISTANCE (ONA) AWARDS	100,000,000.00	1		
11/3/2005	1609DRFLMCOE-SAD 13	US ARMY CORPS OF ENGINEERS	2508-MISSIONS-DIRECT FED ASST (DFA)	75,000,000.00	1		
11/4/2005	1609DRFLMCOE-SAD 12	US ARMY CORPS OF ENGINEERS	2508-MISSIONS-DIRECT FED ASST (DFA)	50,000,000.00	1		
11/30/2005	1609DRFLTTTHP 19	FLORIDA BUREAU OF DISASTER	4149-OTHER NEEDS ASSISTANCE (ONA) AWARDS	50,000,000.00	1		
12/1/2005	1609DRFLP00000001	FLORIDA BUREAU OF DISASTER	416X-PUBLIC ASSISTANCE (PA)	52,039,385.68	1		
12/8/2005	1609DRFLP00000001	FLORIDA BUREAU OF DISASTER	416X-PUBLIC ASSISTANCE (PA)	187,265,936.45	1		
1/24/2006	1609DRFLP00000001	FLORIDA BUREAU OF DISASTER	416X-PUBLIC ASSISTANCE (PA)	65,491,147.19	1		
3216EM	TEXAS	11/11/2005	3216EMTXP00000001	TX DEPARTMENT OF PUBLIC SAFETY	416X-PUBLIC ASSISTANCE (PA)	113,611,873.65	1



**FINANCIAL INFORMATION TOOL**  
**FOR HURRICANE KATRINA, RITA, & WILMA DECLARATIONS ONLY**  
**FEMA CREDIT CARDS ONLY \***

**AS OF 08-23-2006**

VENDOR ALPHA	PROGRAM NAME	OBLIGATIONS	EXPENDITURES
BANK ONE DBA JPMORGAN CHASE BANK	21XX-TRAVEL OF PEOPLE		
	25XX-OTHER SERVICES	843,460.74	631,788.52
	26XX-SUPPLIES & MATERIALS	7,212,908.28	3,225,719.34
<b>BANK ONE DBA JPMORGAN CHASE BANK Total</b>		<b>8,056,369.02</b>	<b>3,857,507.86</b>
CITIBANK	21XX-TRAVEL OF PEOPLE	56,445,287.81	54,788,744.28
	22XX-TRANSPORT OF THINGS	240,000.00	
	25XX-OTHER SERVICES	50,000.00	
	<b>26XX-SUPPLIES &amp; MATERIALS</b>	<b>628,500.00</b>	<b>457,753.83</b>
CITIBANK Total		57,363,787.81	55,246,498.11
US BANK	21XX-TRAVEL OF PEOPLE	856,750.78	51,510.21
	22XX-TRANSPORT OF THINGS	103,353.02	9,291.81
	23XX-RENT, COMM, UTILITIES	2,703,442.49	584,595.25
	24XX-PRINT & REPRO	2,362,714.92	861,403.32
	25XX-OTHER SERVICES	6,914,951.30	2,584,210.80
	26XX-SUPPLIES & MATERIALS	44,570,005.41	19,612,353.53
	31XX-EQUIPMENT	18,324,752.00	8,316,730.16
	<b>MANUFACTURED HOUSING</b>	<b>266,500.00</b>	<b>54,051.41</b>
<b>US BANK Total</b>		<b>76,102,469.92</b>	<b>32,074,146.49</b>
<b>Grand Total</b>		<b>141,522,626.75</b>	<b>91,178,152.46</b>

NAME OF CARD	PURPOSE/USES
BANK ONE DBA JPMORGAN CHASE BANK	Fleetcard for fuel, oil, etc for government vehicles
CITIBANK	Centrally billed travel
US BANK	FEMA Purchase card

\* Does not include Individually Billed Travel (IBT) Credit Cards that are issued to FEMA Travelers

**FINANCIAL INFORMATION TOOL**  
**FOR HURRICANE KATRINA, RITA, & WILMA DECLARATIONS ONLY**  
**FEMA CREDIT CARDS ONLY \***  
**AS OF 08-23-2006**

PROG CODE	STATE NAME	EVENT NAME	VENDOR ALPHA	PROGRAM NAME	OBLIGATIONS	EXPENDITURES	
1602DR	FLORIDA	KATRINA	US BANK	22XX-TRANSPORT OF THINGS	5,000.00	140.00	
				23XX-RENT, COMM, UTILITIES	1,600.00	1,510.00	
				24XX-PRINT & REPRO	10,500.00		
				25XX-OTHER SERVICES	10,000.00	4,304.18	
				26XX-SUPPLIES & MATERIALS	77,560.70	40,848.05	
				31XX-EQUIPMENT	89,500.00	26,622.00	
<b>1602DR Total</b>					<b>194,160.70</b>	<b>73,424.23</b>	
1603DR	LOUISIANA	KATRINA	BANK ONE DBA JPMORGAN CHASE BANK	26XX-SUPPLIES & MATERIALS	3,754,770.80	1,073,993.12	
				CITIBANK	21XX-TRAVEL OF PEOPLE	23,221,305.29	22,524,605.84
					22XX-TRANSPORT OF THINGS	85,000.00	
					25XX-OTHER SERVICES		
			US BANK	26XX-SUPPLIES & MATERIALS	412,000.00	342,301.17	
				21XX-TRAVEL OF PEOPLE	233,500.00	21,485.49	
				22XX-TRANSPORT OF THINGS	40,103.00	100.00	
				23XX-RENT, COMM, UTILITIES	1,651,094.89	335,935.68	
				24XX-PRINT & REPRO	626,580.70	45,444.29	
				25XX-OTHER SERVICES	4,019,164.30	1,539,091.81	
				26XX-SUPPLIES & MATERIALS	21,345,822.59	7,151,476.85	
				31XX-EQUIPMENT	8,560,526.74	2,915,727.85	
				MANUFACTURED HOUSING	50,000.00	37,369.51	
				<b>1603DR Total</b>			
1604DR	MISSISSIPPI	KATRINA	BANK ONE DBA JPMORGAN CHASE BANK	25XX-OTHER SERVICES	283,500.00	272,000.00	
				26XX-SUPPLIES & MATERIALS	748,296.67	390,763.18	
			CITIBANK	21XX-TRAVEL OF PEOPLE	19,853,162.89	19,397,621.67	
				22XX-TRANSPORT OF THINGS	85,000.00		
				26XX-SUPPLIES & MATERIALS	91,000.00	29,893.34	
			US BANK	21XX-TRAVEL OF PEOPLE	40,898.90	3,694.21	
				22XX-TRANSPORT OF THINGS	6,100.00	696.00	
				23XX-RENT, COMM, UTILITIES	324,480.44	160,820.97	
				24XX-PRINT & REPRO	839,739.64	381,319.08	
				25XX-OTHER SERVICES	1,304,279.20	783,021.32	
				26XX-SUPPLIES & MATERIALS	9,760,120.75	6,007,296.88	
				31XX-EQUIPMENT	6,053,577.55	4,408,078.91	
				MANUFACTURED HOUSING	216,500.00	16,681.90	
				<b>1604DR Total</b>			
1605DR	ALABAMA	KATRINA	BANK ONE DBA JPMORGAN CHASE BANK	25XX-OTHER SERVICES	559,750.74	359,579.56	
				26XX-SUPPLIES & MATERIALS	1,117,000.00	1,091,092.67	
			CITIBANK	21XX-TRAVEL OF PEOPLE	5,855,402.68	5,825,908.93	
				22XX-TRANSPORT OF THINGS	70,000.00		
				25XX-OTHER SERVICES			
			US BANK	26XX-SUPPLIES & MATERIALS	13,000.00	134.44	
				21XX-TRAVEL OF PEOPLE	85,351.88	3,561.05	
				22XX-TRANSPORT OF THINGS	8,550.02	2,203.37	
				23XX-RENT, COMM, UTILITIES	39,000.00	22,525.00	
				24XX-PRINT & REPRO	189,892.00	115,126.27	
				25XX-OTHER SERVICES	184,995.93	51,475.71	
				26XX-SUPPLIES & MATERIALS	3,044,267.88	1,961,830.47	
				31XX-EQUIPMENT	907,174.89	571,528.74	
				<b>1605DR Total</b>			
1606DR	TEXAS	RITA	BANK ONE DBA JPMORGAN CHASE BANK	21XX-TRAVEL OF PEOPLE			
				26XX-SUPPLIES & MATERIALS	712,300.00	150,618.02	
			CITIBANK	21XX-TRAVEL OF PEOPLE	5,485,922.84	5,482,372.84	
				25XX-OTHER SERVICES			
				26XX-SUPPLIES & MATERIALS	112,500.00	85,424.88	

PROG CODE	STATE NAME	EVENT NAME	VENDOR ALPHA	PROGRAM NAME	OBLIGATIONS	EXPENDITURES
			US BANK	21XX-TRAVEL OF PEOPLE	400,000.00	
				22XX-TRANSPORT OF THINGS	25,000.00	1,781.84
				23XX-RENT, COMM, UTILITIES	76,513.22	18,954.74
				24XX-PRINT & REPRO	313,555.00	153,657.05
				25XX-OTHER SERVICES	317,795.87	112,062.99
				26XX-SUPPLIES & MATERIALS	1,945,739.58	820,681.99
				31XX-EQUIPMENT	513,547.02	124,958.34
<b>1606DR Total</b>					<b>9,902,873.53</b>	<b>6,950,512.69</b>
1607DR	LOUISIANA	RITA	BANK ONE DBA JPMORGAN CHASE BANK	26XX-SUPPLIES & MATERIALS	310,524.00	200,518.44
			CITIBANK	21XX-TRAVEL OF PEOPLE	1,001,842.04	1,001,842.04
			US BANK	21XX-TRAVEL OF PEOPLE	40,000.00	20,000.00
				23XX-RENT, COMM, UTILITIES	501,400.00	12,522.00
				24XX-PRINT & REPRO	239,000.00	71,769.89
				25XX-OTHER SERVICES	842,262.58	31,979.24
				26XX-SUPPLIES & MATERIALS	7,001,368.00	2,826,709.21
				31XX-EQUIPMENT	1,748,374.10	61,767.48
				MANUFACTURED HOUSING		
<b>1607DR Total</b>					<b>11,684,770.72</b>	<b>4,227,108.30</b>
1609DR	FLORIDA	WILMA	BANK ONE DBA JPMORGAN CHASE BANK	21XX-TRAVEL OF PEOPLE		
				25XX-OTHER SERVICES	210.00	208.96
				26XX-SUPPLIES & MATERIALS	568,516.81	317,233.91
			CITIBANK	21XX-TRAVEL OF PEOPLE	1,002,790.15	532,654.81
				25XX-OTHER SERVICES	50,000.00	
			US BANK	21XX-TRAVEL OF PEOPLE	56,000.00	2,563.06
				22XX-TRANSPORT OF THINGS		
				23XX-RENT, COMM, UTILITIES	43,174.94	19,805.83
				24XX-PRINT & REPRO	88,321.80	47,463.95
				25XX-OTHER SERVICES	168,157.46	49,022.87
				26XX-SUPPLIES & MATERIALS	890,833.02	524,142.25
				31XX-EQUIPMENT	231,470.78	69,337.19
<b>1609DR Total</b>					<b>3,099,474.96</b>	<b>1,562,432.83</b>
3212EM	LOUISIANA	KATRINA	US BANK	26XX-SUPPLIES & MATERIALS	2,000.00	1,284.11
<b>3212EM Total</b>					<b>2,000.00</b>	<b>1,284.11</b>
3215EM	ARKANSAS	KATRINA	CITIBANK	21XX-TRAVEL OF PEOPLE	1,711.85	1,711.85
			US BANK	21XX-TRAVEL OF PEOPLE	1,000.00	206.40
				22XX-TRANSPORT OF THINGS	8,600.00	2,420.00
				23XX-RENT, COMM, UTILITIES	7,391.50	3,241.50
				24XX-PRINT & REPRO	2,779.05	2,234.46
				25XX-OTHER SERVICES	2,870.00	1,125.00
				26XX-SUPPLIES & MATERIALS	79,640.53	51,201.97
				31XX-EQUIPMENT	17,279.02	9,741.91
<b>3215EM Total</b>					<b>121,271.95</b>	<b>71,883.09</b>
3216EM	TEXAS	KATRINA	BANK ONE DBA JPMORGAN CHASE BANK	26XX-SUPPLIES & MATERIALS		
			CITIBANK	21XX-TRAVEL OF PEOPLE	15,561.27	15,561.27
			US BANK	22XX-TRANSPORT OF THINGS	10,000.00	1,950.60
				23XX-RENT, COMM, UTILITIES	8,787.50	4,546.11
				24XX-PRINT & REPRO	31,554.44	23,596.04
				25XX-OTHER SERVICES	15,425.96	11,537.29
				26XX-SUPPLIES & MATERIALS	271,829.53	197,038.79
				31XX-EQUIPMENT	113,301.90	90,591.92
<b>3216EM Total</b>					<b>466,460.60</b>	<b>344,822.02</b>
3219EM	OKLAHOMA	KATRINA	US BANK	23XX-RENT, COMM, UTILITIES		
				24XX-PRINT & REPRO	755.65	755.65
				25XX-OTHER SERVICES		
				26XX-SUPPLIES & MATERIALS		
				31XX-EQUIPMENT		
<b>3219EM Total</b>					<b>755.65</b>	<b>755.65</b>
3221EM	WEST VIRGINIA	KATRINA	CITIBANK	21XX-TRAVEL OF PEOPLE	1,331.70	1,331.70
			US BANK	26XX-SUPPLIES & MATERIALS	94.45	94.45
<b>3221EM Total</b>					<b>1,426.15</b>	<b>1,426.15</b>
3223EM	UTAH	KATRINA	CITIBANK	21XX-TRAVEL OF PEOPLE	1,171.40	1,089.25

PROG CODE	STATE NAME	EVENT NAME	VENDOR ALPHA	PROGRAM NAME	OBLIGATIONS	EXPENDITURES
			US BANK	26XX-SUPPLIES & MATERIALS	4,000.00	
<b>3223EM Total</b>					<b>5,171.40</b>	<b>1,089.25</b>
3224EM	COLORADO	KATRINA	US BANK	26XX-SUPPLIES & MATERIALS	4,000.00	1,729.21
<b>3224EM Total</b>					<b>4,000.00</b>	<b>1,729.21</b>
3225EM	MICHIGAN	KATRINA	US BANK	26XX-SUPPLIES & MATERIALS	2,000.00	711.67
<b>3225EM Total</b>					<b>2,000.00</b>	<b>711.67</b>
3227EM	WASHINGTON	KATRINA	US BANK	26XX-SUPPLIES & MATERIALS	112.64	112.64
<b>3227EM Total</b>					<b>112.64</b>	<b>112.64</b>
3229EM	NEW MEXICO	KATRINA	US BANK	23XX-RENT, COMM, UTILITIES		
				24XX-PRINT & REPRO	36.64	36.64
				25XX-OTHER SERVICES		
				26XX-SUPPLIES & MATERIALS	115.74	15.74
				31XX-EQUIPMENT		
<b>3229EM Total</b>					<b>152.38</b>	<b>52.38</b>
3232EM	MISSOURI	KATRINA	US BANK	26XX-SUPPLIES & MATERIALS	5,000.00	4,328.05
<b>3232EM Total</b>					<b>5,000.00</b>	<b>4,328.05</b>
3234EM	SOUTH DAKOTA	KATRINA	CITIBANK	21XX-TRAVEL OF PEOPLE	677.25	
<b>3234EM Total</b>					<b>677.25</b>	
3247EM	NORTH DAKOTA	KATRINA	CITIBANK	21XX-TRAVEL OF PEOPLE	911.85	911.85
<b>3247EM Total</b>					<b>911.85</b>	<b>911.85</b>
3248EM	CALIFORNIA	KATRINA	CITIBANK	21XX-TRAVEL OF PEOPLE	335.68	335.68
<b>3248EM Total</b>					<b>335.68</b>	<b>335.68</b>
3253EM	MONTANA	KATRINA	CITIBANK	21XX-TRAVEL OF PEOPLE	3,160.92	2,796.55
<b>3253EM Total</b>					<b>3,160.92</b>	<b>2,796.55</b>
3261EM	TEXAS	RITA	BANK ONE DBA JPMORGAN CHASE BANK	26XX-SUPPLIES & MATERIALS	1,500.00	1,500.00
			US BANK	23XX-RENT, COMM, UTILITIES	50,000.00	4,733.42
				24XX-PRINT & REPRO	20,000.00	20,000.00
				25XX-OTHER SERVICES	50,000.00	590.39
				26XX-SUPPLIES & MATERIALS	135,500.00	22,851.20
				31XX-EQUIPMENT	90,000.00	38,375.82
<b>3261EM Total</b>					<b>347,000.00</b>	<b>88,050.83</b>
<b>Grand Total</b>					<b>141,522,626.75</b>	<b>91,178,152.46</b>

NAME OF CARD	PURPOSE/USES
BANK ONE DBA JPMORGAN CHASE BANK	Fleetcard for fuel, oil, etc for government vehicles
CITIBANK	Centrally billed travel
US BANK	FEMA Purchase card

\* Does not include Individually Billed Travel (IBT) Credit Cards that are issued to FEMA Travelers

## Agencies Reporting Credit Card Costs and Purchases

August 23, 2006

DHS AGENCIES	DATE REPORT RECEIVED	OBLIGATIONS	EXPENDITURES
BTS			
CBP			
FLETC	10/31/2005	180,246.86	156,339.74
IAIP			
ICE	8/22/2006	958,125.29	825,375.09
NCS			
OCFO	10/25/2005	7.88	7.88
OSLGCP			
S&T	1/10/2006	100,000.00	0.00
TSA	11/1/2005	0.00	458,317.69
USCG			
USCIS	11/8/2005	0.00	0.00
USSS	11/22/2005	0.00	0.00
<b>TOTAL</b>		<b>\$1,262,544.75</b>	<b>\$1,465,145.53</b>

Zeros indicate the agency reported that it had no obligations and/or expenditures as of the date indicated. Blanks indicate the agency did not submit a report.

**Other Federal Agencies Reporting Credit Card  
Costs And Purchases  
August 23, 2006**

OTHER FEDERAL AGENCIES	DATE REPORT RECEIVED	OBLIGATIONS	EXPENDITURES
AID	8/22/2006	743.00	743.00
ARC			
CDC			
CNCS			
COE	8/22/2006	3,053,007.84	4,973,002.78
DHUD	8/11/2006	110,846.00	88,398.00
DOC			
DOD			
DOE			
DOED			
DOI	8/22/2006	9,147,548.12	2,374,687.65
DOL	5/8/2006	395,123.52	368,034.75
DOS	12/7/2005	0.00	0.00
DOT			
EEOC	1/17/2006	0.00	14,394.00
EPA	1/16/2006		999,845.66
FAA			
FCC			
FCSIC			
FMSHRC	11/1/2005	0.00	0.00
GSA	8/21/2006	338,879.47	337,627.77
HHS			
MSPB			
NARA	11/8/2005	5,024.36	481.65
NASA			
NCPC			
NCUA			

OTHER FEDERAL AGENCIES	DATE REPORT RECEIVED	OBLIGATIONS	EXPENDITURES
NGA			
NLRB	12/20/2005	0.00	13,863.60
NOAA			
NRC	1/6/2006	0.00	0.00
NSF	11/4/2005	0.00	0.00
OPM			
OSHA	8/18/2006	201,119.71	201,119.71
RRB	11/7/2005	0.00	0.00
SBA	1/4/2006	0.00	0.00
SEC			
SSA			
TREAS			
TVA	11/10/2005		0.00
USDA	5/12/2006	470,124.04	25,306,979.96
USDJ	7/11/2006	0.00	1,131,714.65
USPC			
USPHS	11/14/2005	0.00	0.00
USPS			
VA	2/1/2006	802,971.76	802,971.76
<b>TOTAL</b>		<b>\$14,525,387.82</b>	<b>\$36,613,864.94</b>

Only Other Federal Agencies reporting data or zeros are included in this report. Zeros indicate the agency reported that it had no obligations and/or expenditures as of the date indicated. Blanks indicate the agency did not submit a report.

**FINANCIAL INFORMATION TOOL**  
**FOR HURRICANE KATRINA, RITA, & WILMA DECLARATIONS ONLY**

**AS OF 08-23-2006**

<b>PROGRAM AREA</b>	<b>ALLOCATIONS</b>	<b>OBLIGATIONS</b>	<b>EXPENDITURES</b>
1-HUMAN SERVICES	16,178,291,213	14,955,966,365	12,996,550,730
2-INFRASTRUCTURE	8,090,893,157	7,968,562,863	4,264,549,752
3-MITIGATION	91,115,609	77,485,817	13,036,488
4-OPERATIONS	5,914,375,273	5,900,060,636	1,203,163,731
5-ADMINISTRATION	7,426,575,646	6,967,019,166	3,685,637,066
<b>Grand Total</b>	<b>37,701,250,897</b>	<b>35,869,094,847</b>	<b>22,162,937,766</b>



**FINANCIAL INFORMATION TOOL**  
**FOR HURRICANE KATRINA, RITA, & WILMA DECLARATIONS ONLY**

**AS OF 08-23-2006**

PROGRAM AREA	PROGRAM NAME	ALLOCATIONS	OBLIGATIONS	EXPENDITURES
1-HUMAN SERVICES	2503-UNEMPLOYMENT	452,677,112	437,778,945	437,778,945
	2504-CRISIS COUNSELING-NIMH	80,325,199	38,005,155	33,565,162
	2576-LEGAL SERVICES	353,073	199,167	132,267
	2592-INSPECTIONS	384,486,185	336,158,798	221,356,111
	4149-OTHER NEEDS ASSISTANCE	2,141,301,811	2,117,289,257	2,049,996,162
	414X-HOUSING ASSISTANCE	5,212,523,180	5,174,333,452	5,146,070,808
	4152-CRISIS COUNSELING-SCC	44,307,727	43,226,424	25,105,945
	4154-OTHER NEEDS ASSISTANCE	72,380,000	71,880,000	70,279,470
	MANUFACTURED HOUSING	7,789,936,925	6,737,095,168	5,012,265,859
<b>1-HUMAN SERVICES Total</b>		<b>16,178,291,213</b>	<b>14,955,966,365</b>	<b>12,996,550,730</b>
2-INFRASTRUCTURE	2594-INSPECTIONS	506,332,035	450,409,807	330,866,159
	416X-PUBLIC ASSISTANCE	7,584,561,122	7,518,153,056	3,933,683,593
<b>2-INFRASTRUCTURE Total</b>		<b>8,090,893,157</b>	<b>7,968,562,863</b>	<b>4,264,549,752</b>
3-MITIGATION	2593-INSPECTIONS	48,047,170	34,417,378	11,999,909
	4173-HAZARD MITIGATION	43,068,439	43,068,439	1,036,578
<b>3-MITIGATION Total</b>		<b>91,115,609</b>	<b>77,485,817</b>	<b>13,036,488</b>
4-OPERATIONS	2507-MISSIONS-TA	28,580,756	27,637,256	4,061,877
	2508-MISSIONS-DFA	5,885,794,517	5,872,423,380	1,199,101,854
<b>4-OPERATIONS Total</b>		<b>5,914,375,273</b>	<b>5,900,060,636</b>	<b>1,203,163,731</b>
5-ADMINISTRATION	11XX-SALARIES & BENEFITS	474,039,501	476,890,988	476,890,988
	21XX-TRAVEL	269,965,148	262,978,947	246,391,808
	22XX-TRANSPORTION	63,160,775	55,914,585	41,876,735
	23XX-RENT, COMM, UTILITIES	333,783,340	296,910,005	223,764,877
	24XX-PRINT & REPRO	7,426,108	6,045,071	2,456,236
	2501-MISSIONS-FOS	2,727,640,073	2,722,685,816	708,128,132
	25XX-OTHER SERVICES	2,517,143,809	2,177,362,769	1,317,192,766
	26XX-SUPPLIES & MATERIALS	687,183,287	647,176,750	441,235,617
	31XX-EQUIPMENT	229,989,217	207,864,677	178,140,532
	32XX-LAND & STRUCTURES	12,432,691	9,750,070	7,927,009
	4101-URBAN SEARCH & RESCUE	103,811,696	103,439,490	41,632,367
<b>5-ADMINISTRATION Total</b>		<b>7,426,575,646</b>	<b>6,967,019,166</b>	<b>3,685,637,066</b>
<b>Grand Total</b>		<b>37,701,250,897</b>	<b>35,869,094,847</b>	<b>22,162,937,766</b>

**FINANCIAL INFORMATION TOOL**  
**FOR HURRICANE KATRINA, RITA, & WILMA DECLARATIONS ONLY**

**AS OF 08-23-2006**

PROG CODE	STATE NAME	EVENT NAME	DECLARED	ALLOCATIONS	OBLIGATIONS	EXPENDITURES
1602DR	FLORIDA	KATRINA	8/28/2005	195,972,238	191,217,634	136,379,154
1603DR	LOUISIANA	KATRINA	8/29/2005	19,683,249,712	18,756,631,821	11,984,196,886
1604DR	MISSISSIPPI	KATRINA	8/29/2005	9,630,693,099	9,030,442,607	4,937,999,973
1605DR	ALABAMA	KATRINA	8/29/2005	1,157,041,551	1,117,608,616	835,640,130
1606DR	TEXAS	RITA	9/24/2005	2,070,786,904	1,972,851,197	1,392,680,828
1607DR	LOUISIANA	RITA	9/24/2005	1,787,478,470	1,729,930,859	1,000,302,342
1609DR	FLORIDA	WILMA	10/24/2005	2,213,659,483	2,135,539,580	1,222,705,932
3212EM	LOUISIANA	KATRINA	8/27/2005	8,508,058	8,508,058	763,194
3213EM	MISSISSIPPI	KATRINA	8/28/2005	2,622,585	2,622,585	157,517
3214EM	ALABAMA	KATRINA	8/28/2005	84,454	84,454	52,976
3215EM	ARKANSAS	KATRINA	9/2/2005	54,220,925	54,193,229	48,280,954
3216EM	TEXAS	KATRINA	9/2/2005	602,256,523	599,035,718	479,130,788
3217EM	TENNESSEE	KATRINA	9/5/2005	29,088,363	28,288,023	25,965,582
3218EM	GEORGIA	KATRINA	9/5/2005	20,952,767	17,029,650	9,400,317
3219EM	OKLAHOMA	KATRINA	9/5/2005	14,427,223	12,648,715	12,003,965
3220EM	FLORIDA	KATRINA	9/5/2005	9,202,272	7,848,091	2,274,456
3221EM	WEST VIRGINIA	KATRINA	9/5/2005	906,811	886,148	869,821
3222EM	NORTH CAROLINA	KATRINA	9/5/2005	2,002,261	1,982,869	1,563,498
3223EM	UTAH	KATRINA	9/5/2005	2,010,073	1,992,088	1,466,709
3224EM	COLORADO	KATRINA	9/5/2005	14,245,710	14,172,953	14,129,850
3225EM	MICHIGAN	KATRINA	9/7/2005	2,523,594	2,130,563	2,041,674
3226EM	DISTRICT OF COLUMBIA	KATRINA	9/7/2005	1,939,371	1,890,551	54,053
3227EM	WASHINGTON	KATRINA	9/7/2005	3,429,079	3,400,861	948,767
3228EM	OREGON	KATRINA	9/7/2005	2,120,100	2,113,136	629,685
3229EM	NEW MEXICO	KATRINA	9/7/2005	2,246,335	1,696,640	498,826
3230EM	ILLINOIS	KATRINA	9/7/2005	2,704,396	2,507,457	1,277,378
3231EM	KENTUCKY	KATRINA	9/10/2005	4,309,961	4,139,533	1,670,893
3232EM	MISSOURI	KATRINA	9/10/2005	2,670,895	2,596,765	660,047
3233EM	SOUTH CAROLINA	KATRINA	9/10/2005	3,657,004	3,637,006	3,508,102
3234EM	SOUTH DAKOTA	KATRINA	9/10/2005	294,422	273,761	221,684
3235EM	PENNSYLVANIA	KATRINA	9/10/2005	3,165,775	3,156,548	2,304,270
3236EM	KANSAS	KATRINA	9/10/2005	163,551	163,419	154,284
3237EM	ALABAMA	KATRINA	9/10/2005	4,000,000	3,840,416	2,808,190
3238EM	INDIANA	KATRINA	9/10/2005	4,150,856	3,932,398	38,546
3239EM	IOWA	KATRINA	9/10/2005	237,895	228,257	221,289

PROG CODE	STATE NAME	EVENT NAME	DECLARED	ALLOCATIONS	OBLIGATIONS	EXPENDITURES
3240EM	VIRGINIA	KATRINA	9/12/2005	724,010	704,368	535,202
3241EM	ARIZONA	KATRINA	9/12/2005	7,549,848	7,548,177	5,453,013
3242EM	MINNESOTA	KATRINA	9/13/2005	15,024,450	3,895,584	1,435,868
3243EM	NEVADA	KATRINA	9/13/2005	1,317,219	1,008,562	834,351
3244EM	IDAHO	KATRINA	9/13/2005	679,077	653,478	153,195
3245EM	NEBRASKA	KATRINA	9/13/2005	211,402	211,402	75,147
3246EM	CONNECTICUT	KATRINA	9/13/2005	1,043,301	721,642	23,725
3247EM	NORTH DAKOTA	KATRINA	9/13/2005	65,732	51,069	25,726
3248EM	CALIFORNIA	KATRINA	9/13/2005	903,320	698,073	678,481
3249EM	WISCONSIN	KATRINA	9/13/2005	3,525,965	2,971,325	869,666
3250EM	OHIO	KATRINA	9/13/2005	2,543,530	2,491,579	1,883,928
3251EM	MARYLAND	KATRINA	9/13/2005	1,743,876	1,649,442	1,437,755
3252EM	MASSACHUSETTS	KATRINA	9/13/2005	6,216,246	6,043,139	5,950,801
3253EM	MONTANA	KATRINA	9/13/2005	442,856	433,289	152,427
3255EM	RHODE ISLAND	KATRINA	9/19/2005	1,524,708	1,155,679	945,388
3256EM	MAINE	KATRINA	9/19/2005	106,000	57,276	51,276
3257EM	NEW JERSEY	KATRINA	9/19/2005	201,343	181,512	177,538
3258EM	NEW HAMPSHIRE	KATRINA	9/19/2005	106,000	15,887	9,979
3259EM	FLORIDA	RITA	9/20/2005	10,390,801	10,212,657	5,272,973
3260EM	LOUISIANA	RITA	9/21/2005	275,000	275,000	
3261EM	TEXAS	RITA	9/21/2005	106,869,341	106,838,259	12,064,082
3262EM	NEW YORK	KATRINA	9/30/2005	2,613,314	1,954,514	1,808,822
3263EM	DELAWARE	KATRINA	9/30/2005	150,841	100,729	95,862
<b>Grand Total</b>				<b>37,701,250,897</b>	<b>35,869,094,847</b>	<b>22,162,937,766</b>

**FINANCIAL INFORMATION TOOL**  
**FOR HURRICANE KATRINA, RITA, & WILMA DECLARATIONS ONLY**

**AS OF 08-23-2006**

EVENT NAME	STATE NAME	PROG CODE	DECLARED	ALLOCATIONS	OBLIGATIONS	EXPENDITURES
KATRINA	ALABAMA	1605DR	8/29/2005	1,157,041,551	1,117,608,616	835,640,130
		3214EM	8/28/2005	84,454	84,454	52,976
		3237EM	9/10/2005	4,000,000	3,840,416	2,808,190
	ARIZONA	3241EM	9/12/2005	7,549,848	7,548,177	5,453,013
	ARKANSAS	3215EM	9/2/2005	54,220,925	54,193,229	48,280,954
	CALIFORNIA	3248EM	9/13/2005	903,320	698,073	678,481
	COLORADO	3224EM	9/5/2005	14,245,710	14,172,953	14,129,850
	CONNECTICUT	3246EM	9/13/2005	1,043,301	721,642	23,725
	DELAWARE	3263EM	9/30/2005	150,841	100,729	95,862
	DISTRICT OF COLUMBIA	3226EM	9/7/2005	1,939,371	1,890,551	54,053
	FLORIDA	1602DR	8/28/2005	195,972,238	191,217,634	136,379,154
		3220EM	9/5/2005	9,202,272	7,848,091	2,274,456
	GEORGIA	3218EM	9/5/2005	20,952,767	17,029,650	9,400,317
	IDAHO	3244EM	9/13/2005	679,077	653,478	153,195
	ILLINOIS	3230EM	9/7/2005	2,704,396	2,507,457	1,277,378
	INDIANA	3238EM	9/10/2005	4,150,856	3,932,398	38,546
	IOWA	3239EM	9/10/2005	237,895	228,257	221,289
	KANSAS	3236EM	9/10/2005	163,551	163,419	154,284
	KENTUCKY	3231EM	9/10/2005	4,309,961	4,139,533	1,670,893
	LOUISIANA	1603DR	8/29/2005	19,683,249,712	18,756,631,821	11,984,196,886
		3212EM	8/27/2005	8,508,058	8,508,058	763,194
	MAINE	3256EM	9/19/2005	106,000	57,276	51,276
	MARYLAND	3251EM	9/13/2005	1,743,876	1,649,442	1,437,755
	MASSACHUSETTS	3252EM	9/13/2005	6,216,246	6,043,139	5,950,801
	MICHIGAN	3225EM	9/7/2005	2,523,594	2,130,563	2,041,674
	MINNESOTA	3242EM	9/13/2005	15,024,450	3,895,584	1,435,868
	MISSISSIPPI	1604DR	8/29/2005	9,630,693,099	9,030,442,607	4,937,999,973
		3213EM	8/28/2005	2,622,585	2,622,585	157,517
	MISSOURI	3232EM	9/10/2005	2,670,895	2,596,765	660,047
	MONTANA	3253EM	9/13/2005	442,856	433,289	152,427
	NEBRASKA	3245EM	9/13/2005	211,402	211,402	75,147
	NEVADA	3243EM	9/13/2005	1,317,219	1,008,562	834,351
	NEW HAMPSHIRE	3258EM	9/19/2005	106,000	15,887	9,979
	NEW JERSEY	3257EM	9/19/2005	201,343	181,512	177,538
	NEW MEXICO	3229EM	9/7/2005	2,246,335	1,696,640	498,826
	NEW YORK	3262EM	9/30/2005	2,613,314	1,954,514	1,808,822
	NORTH CAROLINA	3222EM	9/5/2005	2,002,261	1,982,869	1,563,498
	NORTH DAKOTA	3247EM	9/13/2005	65,732	51,069	25,726
	OHIO	3250EM	9/13/2005	2,543,530	2,491,579	1,883,928
	OKLAHOMA	3219EM	9/5/2005	14,427,223	12,648,715	12,003,965
	OREGON	3228EM	9/7/2005	2,120,100	2,113,136	629,685
	PENNSYLVANIA	3235EM	9/10/2005	3,165,775	3,156,548	2,304,270

EVENT NAME	STATE NAME	PROG CODE	DECLARED	ALLOCATIONS	OBLIGATIONS	EXPENDITURES
	RHODE ISLAND	3255EM	9/19/2005	1,524,708	1,155,679	945,388
	SOUTH CAROLINA	3233EM	9/10/2005	3,657,004	3,637,006	3,508,102
	SOUTH DAKOTA	3234EM	9/10/2005	294,422	273,761	221,684
	TENNESSEE	3217EM	9/5/2005	29,088,363	28,288,023	25,965,582
	TEXAS	3216EM	9/2/2005	602,256,523	599,035,718	479,130,788
	UTAH	3223EM	9/5/2005	2,010,073	1,992,088	1,466,709
	VIRGINIA	3240EM	9/12/2005	724,010	704,368	535,202
	WASHINGTON	3227EM	9/7/2005	3,429,079	3,400,861	948,767
	WEST VIRGINIA	3221EM	9/5/2005	906,811	886,148	869,821
	WISCONSIN	3249EM	9/13/2005	3,525,965	2,971,325	869,666
<b>KATRINA Total</b>				<b>31,511,790,898</b>	<b>29,913,447,295</b>	<b>18,529,911,610</b>
RITA	FLORIDA	3259EM	9/20/2005	10,390,801	10,212,657	5,272,973
	LOUISIANA	1607DR	9/24/2005	1,787,478,470	1,729,930,859	1,000,302,342
		3260EM	9/21/2005	275,000	275,000	
	TEXAS	1606DR	9/24/2005	2,070,786,904	1,972,851,197	1,392,680,828
		3261EM	9/21/2005	106,869,341	106,838,259	12,064,082
<b>RITA Total</b>				<b>3,975,800,516</b>	<b>3,820,107,972</b>	<b>2,410,320,225</b>
WILMA	FLORIDA	1609DR	10/24/2005	2,213,659,483	2,135,539,580	1,222,705,932
<b>WILMA Total</b>				<b>2,213,659,483</b>	<b>2,135,539,580</b>	<b>1,222,705,932</b>
<b>Grand Total</b>				<b>37,701,250,897</b>	<b>35,869,094,847</b>	<b>22,162,937,766</b>

**FINANCIAL INFORMATION TOOL**  
**FOR HURRICANE KATRINA, RITA, & WILMA DECLARATIONS ONLY**

**AS OF 08-23-2006**

STATE NAME	EVENT NAME	PROG CODE	DECLARED	ALLOCATIONS	OBLIGATIONS	EXPENDITURES
ALABAMA	KATRINA	1605DR	8/29/2005	1,157,041,551	1,117,608,616	835,640,130
		3214EM	8/28/2005	84,454	84,454	52,976
		3237EM	9/10/2005	4,000,000	3,840,416	2,808,190
<b>ALABAMA Total</b>				<b>1,161,126,005</b>	<b>1,121,533,486</b>	<b>838,501,297</b>
ARIZONA	KATRINA	3241EM	9/12/2005	7,549,848	7,548,177	5,453,013
<b>ARIZONA Total</b>				<b>7,549,848</b>	<b>7,548,177</b>	<b>5,453,013</b>
ARKANSAS	KATRINA	3215EM	9/2/2005	54,220,925	54,193,229	48,280,954
<b>ARKANSAS Total</b>				<b>54,220,925</b>	<b>54,193,229</b>	<b>48,280,954</b>
CALIFORNIA	KATRINA	3248EM	9/13/2005	903,320	698,073	678,481
<b>CALIFORNIA Total</b>				<b>903,320</b>	<b>698,073</b>	<b>678,481</b>
COLORADO	KATRINA	3224EM	9/5/2005	14,245,710	14,172,953	14,129,850
<b>COLORADO Total</b>				<b>14,245,710</b>	<b>14,172,953</b>	<b>14,129,850</b>
CONNECTICUT	KATRINA	3246EM	9/13/2005	1,043,301	721,642	23,725
<b>CONNECTICUT Total</b>				<b>1,043,301</b>	<b>721,642</b>	<b>23,725</b>
DELAWARE	KATRINA	3263EM	9/30/2005	150,841	100,729	95,862
<b>DELAWARE Total</b>				<b>150,841</b>	<b>100,729</b>	<b>95,862</b>
DISTRICT OF COLUMBIA	KATRINA	3226EM	9/7/2005	1,939,371	1,890,551	54,053
<b>DISTRICT OF COLUMBIA Total</b>				<b>1,939,371</b>	<b>1,890,551</b>	<b>54,053</b>
FLORIDA	KATRINA	1602DR	8/28/2005	195,972,238	191,217,634	136,379,154
		3220EM	9/5/2005	9,202,272	7,848,091	2,274,456
	RITA	3259EM	9/20/2005	10,390,801	10,212,657	5,272,973
	WILMA	1609DR	10/24/2005	2,213,659,483	2,135,539,580	1,222,705,932
<b>FLORIDA Total</b>				<b>2,429,224,793</b>	<b>2,344,817,963</b>	<b>1,366,632,515</b>
GEORGIA	KATRINA	3218EM	9/5/2005	20,952,767	17,029,650	9,400,317
<b>GEORGIA Total</b>				<b>20,952,767</b>	<b>17,029,650</b>	<b>9,400,317</b>
IDAHO	KATRINA	3244EM	9/13/2005	679,077	653,478	153,195
<b>IDAHO Total</b>				<b>679,077</b>	<b>653,478</b>	<b>153,195</b>
ILLINOIS	KATRINA	3230EM	9/7/2005	2,704,396	2,507,457	1,277,378
<b>ILLINOIS Total</b>				<b>2,704,396</b>	<b>2,507,457</b>	<b>1,277,378</b>
INDIANA	KATRINA	3238EM	9/10/2005	4,150,856	3,932,398	38,546
<b>INDIANA Total</b>				<b>4,150,856</b>	<b>3,932,398</b>	<b>38,546</b>
IOWA	KATRINA	3239EM	9/10/2005	237,895	228,257	221,289
<b>IOWA Total</b>				<b>237,895</b>	<b>228,257</b>	<b>221,289</b>
KANSAS	KATRINA	3236EM	9/10/2005	163,551	163,419	154,284
<b>KANSAS Total</b>				<b>163,551</b>	<b>163,419</b>	<b>154,284</b>
KENTUCKY	KATRINA	3231EM	9/10/2005	4,309,961	4,139,533	1,670,893
<b>KENTUCKY Total</b>				<b>4,309,961</b>	<b>4,139,533</b>	<b>1,670,893</b>
LOUISIANA	KATRINA	1603DR	8/29/2005	19,683,249,712	18,756,631,821	11,984,196,886
		3212EM	8/27/2005	8,508,058	8,508,058	763,194
	RITA	1607DR	9/24/2005	1,787,478,470	1,729,930,859	1,000,302,342
	3260EM	9/21/2005	275,000	275,000		

STATE NAME	EVENT NAME	PROG CODE	DECLARED	ALLOCATIONS	OBLIGATIONS	EXPENDITURES
<b>LOUISIANA Total</b>				<b>21,479,511,240</b>	<b>20,495,345,738</b>	<b>12,985,262,422</b>
MAINE	KATRINA	3256EM	9/19/2005	106,000	57,276	51,276
<b>MAINE Total</b>				<b>106,000</b>	<b>57,276</b>	<b>51,276</b>
MARYLAND	KATRINA	3251EM	9/13/2005	1,743,876	1,649,442	1,437,755
<b>MARYLAND Total</b>				<b>1,743,876</b>	<b>1,649,442</b>	<b>1,437,755</b>
MASSACHUSETTS	KATRINA	3252EM	9/13/2005	6,216,246	6,043,139	5,950,801
<b>MASSACHUSETTS Total</b>				<b>6,216,246</b>	<b>6,043,139</b>	<b>5,950,801</b>
MICHIGAN	KATRINA	3225EM	9/7/2005	2,523,594	2,130,563	2,041,674
<b>MICHIGAN Total</b>				<b>2,523,594</b>	<b>2,130,563</b>	<b>2,041,674</b>
MINNESOTA	KATRINA	3242EM	9/13/2005	15,024,450	3,895,584	1,435,868
<b>MINNESOTA Total</b>				<b>15,024,450</b>	<b>3,895,584</b>	<b>1,435,868</b>
MISSISSIPPI	KATRINA	1604DR	8/29/2005	9,630,693,099	9,030,442,607	4,937,999,973
		3213EM	8/28/2005	2,622,585	2,622,585	157,517
<b>MISSISSIPPI Total</b>				<b>9,633,315,684</b>	<b>9,033,065,192</b>	<b>4,938,157,489</b>
MISSOURI	KATRINA	3232EM	9/10/2005	2,670,895	2,596,765	660,047
<b>MISSOURI Total</b>				<b>2,670,895</b>	<b>2,596,765</b>	<b>660,047</b>
MONTANA	KATRINA	3253EM	9/13/2005	442,856	433,289	152,427
<b>MONTANA Total</b>				<b>442,856</b>	<b>433,289</b>	<b>152,427</b>
NEBRASKA	KATRINA	3245EM	9/13/2005	211,402	211,402	75,147
<b>NEBRASKA Total</b>				<b>211,402</b>	<b>211,402</b>	<b>75,147</b>
NEVADA	KATRINA	3243EM	9/13/2005	1,317,219	1,008,562	834,351
<b>NEVADA Total</b>				<b>1,317,219</b>	<b>1,008,562</b>	<b>834,351</b>
NEW HAMPSHIRE	KATRINA	3258EM	9/19/2005	106,000	15,887	9,979
<b>NEW HAMPSHIRE Total</b>				<b>106,000</b>	<b>15,887</b>	<b>9,979</b>
NEW JERSEY	KATRINA	3257EM	9/19/2005	201,343	181,512	177,538
<b>NEW JERSEY Total</b>				<b>201,343</b>	<b>181,512</b>	<b>177,538</b>
NEW MEXICO	KATRINA	3229EM	9/7/2005	2,246,335	1,696,640	498,826
<b>NEW MEXICO Total</b>				<b>2,246,335</b>	<b>1,696,640</b>	<b>498,826</b>
NEW YORK	KATRINA	3262EM	9/30/2005	2,613,314	1,954,514	1,808,822
<b>NEW YORK Total</b>				<b>2,613,314</b>	<b>1,954,514</b>	<b>1,808,822</b>
NORTH CAROLINA	KATRINA	3222EM	9/5/2005	2,002,261	1,982,869	1,563,498
<b>NORTH CAROLINA Total</b>				<b>2,002,261</b>	<b>1,982,869</b>	<b>1,563,498</b>
NORTH DAKOTA	KATRINA	3247EM	9/13/2005	65,732	51,069	25,726
<b>NORTH DAKOTA Total</b>				<b>65,732</b>	<b>51,069</b>	<b>25,726</b>
OHIO	KATRINA	3250EM	9/13/2005	2,543,530	2,491,579	1,883,928
<b>OHIO Total</b>				<b>2,543,530</b>	<b>2,491,579</b>	<b>1,883,928</b>
OKLAHOMA	KATRINA	3219EM	9/5/2005	14,427,223	12,648,715	12,003,965
<b>OKLAHOMA Total</b>				<b>14,427,223</b>	<b>12,648,715</b>	<b>12,003,965</b>
OREGON	KATRINA	3228EM	9/7/2005	2,120,100	2,113,136	629,685
<b>OREGON Total</b>				<b>2,120,100</b>	<b>2,113,136</b>	<b>629,685</b>
PENNSYLVANIA	KATRINA	3235EM	9/10/2005	3,165,775	3,156,548	2,304,270
<b>PENNSYLVANIA Total</b>				<b>3,165,775</b>	<b>3,156,548</b>	<b>2,304,270</b>
RHODE ISLAND	KATRINA	3255EM	9/19/2005	1,524,708	1,155,679	945,388
<b>RHODE ISLAND Total</b>				<b>1,524,708</b>	<b>1,155,679</b>	<b>945,388</b>
SOUTH CAROLINA	KATRINA	3233EM	9/10/2005	3,657,004	3,637,006	3,508,102
<b>SOUTH CAROLINA Total</b>				<b>3,657,004</b>	<b>3,637,006</b>	<b>3,508,102</b>
SOUTH DAKOTA	KATRINA	3234EM	9/10/2005	294,422	273,761	221,684

STATE NAME	EVENT NAME	PROG CODE	DECLARED	ALLOCATIONS	OBLIGATIONS	EXPENDITURES
<b>SOUTH DAKOTA Total</b>				<b>294,422</b>	<b>273,761</b>	<b>221,684</b>
TENNESSEE	KATRINA	3217EM	9/5/2005	29,088,363	28,288,023	25,965,582
<b>TENNESSEE Total</b>				<b>29,088,363</b>	<b>28,288,023</b>	<b>25,965,582</b>
TEXAS	KATRINA	3216EM	9/2/2005	602,256,523	599,035,718	479,130,788
	RITA	1606DR	9/24/2005	2,070,786,904	1,972,851,197	1,392,680,828
		3261EM	9/21/2005	106,869,341	106,838,259	12,064,082
<b>TEXAS Total</b>				<b>2,779,912,768</b>	<b>2,678,725,174</b>	<b>1,883,875,698</b>
UTAH	KATRINA	3223EM	9/5/2005	2,010,073	1,992,088	1,466,709
<b>UTAH Total</b>				<b>2,010,073</b>	<b>1,992,088</b>	<b>1,466,709</b>
VIRGINIA	KATRINA	3240EM	9/12/2005	724,010	704,368	535,202
<b>VIRGINIA Total</b>				<b>724,010</b>	<b>704,368</b>	<b>535,202</b>
WASHINGTON	KATRINA	3227EM	9/7/2005	3,429,079	3,400,861	948,767
<b>WASHINGTON Total</b>				<b>3,429,079</b>	<b>3,400,861</b>	<b>948,767</b>
WEST VIRGINIA	KATRINA	3221EM	9/5/2005	906,811	886,148	869,821
<b>WEST VIRGINIA Total</b>				<b>906,811</b>	<b>886,148</b>	<b>869,821</b>
WISCONSIN	KATRINA	3249EM	9/13/2005	3,525,965	2,971,325	869,666
<b>WISCONSIN Total</b>				<b>3,525,965</b>	<b>2,971,325</b>	<b>869,666</b>
<b>Grand Total</b>				<b>37,701,250,897</b>	<b>35,869,094,847</b>	<b>22,162,937,766</b>



**FINANCIAL INFORMATION TOOL**  
**FOR HURRICANE KATRINA, RITA, & WILMA DECLARATIONS ONLY**

**AS OF 08-23-2006**

PROG CODE	STATE NAME	EVENT NAME	DECLARED	PROGRAM AREA	ALLOCATIONS	OBLIGATIONS	EXPENDITURES
1602DR	FLORIDA	KATRINA	8/28/2005	2-INFRASTRUCTURE	163,558,474	163,583,148	123,309,942
				4-OPERATIONS	10,000	10,000	
				5-ADMINISTRATION	32,403,764	27,624,487	13,069,212
<b>1602DR Total</b>					<b>195,972,238</b>	<b>191,217,634</b>	<b>136,379,154</b>
1603DR	LOUISIANA	KATRINA	8/29/2005	1-HUMAN SERVICES	10,162,616,298	9,555,997,882	8,213,356,142
				2-INFRASTRUCTURE	3,444,478,497	3,402,667,986	1,513,054,425
				3-MITIGATION	15,702,216	9,745,255	4,006,806
				4-OPERATIONS	3,079,525,833	3,079,524,398	677,022,690
				5-ADMINISTRATION	2,980,926,868	2,708,696,299	1,576,756,824
<b>1603DR Total</b>					<b>19,683,249,712</b>	<b>18,756,631,821</b>	<b>11,984,196,886</b>
1604DR	MISSISSIPPI	KATRINA	8/29/2005	1-HUMAN SERVICES	3,444,156,813	2,925,198,472	2,522,483,374
				2-INFRASTRUCTURE	1,757,046,839	1,750,490,590	801,879,184
				3-MITIGATION	21,232,743	18,327,043	4,175,857
				4-OPERATIONS	1,709,712,910	1,709,269,909	232,325,062
				5-ADMINISTRATION	2,698,543,794	2,627,156,593	1,377,136,495
<b>1604DR Total</b>					<b>9,630,693,099</b>	<b>9,030,442,607</b>	<b>4,937,999,973</b>
1605DR	ALABAMA	KATRINA	8/29/2005	1-HUMAN SERVICES	661,058,274	638,703,538	579,192,789
				2-INFRASTRUCTURE	100,426,362	99,560,135	74,229,853
				3-MITIGATION	9,357,861	9,249,131	1,360,718
				4-OPERATIONS	181,500,000	171,500,000	57,669,704
				5-ADMINISTRATION	204,699,054	198,595,812	123,187,068
<b>1605DR Total</b>					<b>1,157,041,551</b>	<b>1,117,608,616</b>	<b>835,640,130</b>
1606DR	TEXAS	RITA	9/24/2005	1-HUMAN SERVICES	828,697,197	809,846,476	725,236,555
				2-INFRASTRUCTURE	372,480,900	341,097,921	258,623,472
				3-MITIGATION	38,544,262	34,641,271	872,904
				4-OPERATIONS	238,831,800	235,501,600	130,500,471
				5-ADMINISTRATION	592,232,746	551,763,928	277,447,425
<b>1606DR Total</b>					<b>2,070,786,904</b>	<b>1,972,851,197</b>	<b>1,392,680,828</b>
1607DR	LOUISIANA	RITA	9/24/2005	1-HUMAN SERVICES	582,725,150	570,041,049	547,516,060
				2-INFRASTRUCTURE	348,734,097	345,238,684	174,588,994
				3-MITIGATION	5,278,527	4,568,487	2,179,271
				4-OPERATIONS	425,636,000	425,386,000	93,939,377
				5-ADMINISTRATION	425,104,696	384,696,638	182,078,640
<b>1607DR Total</b>					<b>1,787,478,470</b>	<b>1,729,930,859</b>	<b>1,000,302,342</b>
1609DR	FLORIDA	WILMA	10/24/2005	1-HUMAN SERVICES	499,037,481	456,178,947	408,765,811
				2-INFRASTRUCTURE	1,126,691,806	1,114,276,000	693,703,531
				3-MITIGATION	1,000,000	954,629	440,933
				4-OPERATIONS	234,228,384	233,938,384	10,156,496
				5-ADMINISTRATION	352,701,812	330,191,621	109,639,162
<b>1609DR Total</b>					<b>2,213,659,483</b>	<b>2,135,539,580</b>	<b>1,222,705,932</b>
3212EM	LOUISIANA	KATRINA	8/27/2005	2-INFRASTRUCTURE			
				4-OPERATIONS	1,500,000	1,500,000	2,096
				5-ADMINISTRATION	7,008,058	7,008,058	761,098
<b>3212EM Total</b>					<b>8,508,058</b>	<b>8,508,058</b>	<b>763,194</b>
3213EM	MISSISSIPPI	KATRINA	8/28/2005	2-INFRASTRUCTURE			
				4-OPERATIONS			
				5-ADMINISTRATION	2,622,585	2,622,585	157,517
<b>3213EM Total</b>					<b>2,622,585</b>	<b>2,622,585</b>	<b>157,517</b>

PROG CODE	STATE NAME	EVENT NAME	DECLARED	PROGRAM AREA	ALLOCATIONS	OBLIGATIONS	EXPENDITURES
3214EM	ALABAMA	KATRINA	8/28/2005	2-INFRASTRUCTURE 4-OPERATIONS 5-ADMINISTRATION			
					84,454	84,454	52,976
<b>3214EM Total</b>					<b>84,454</b>	<b>84,454</b>	<b>52,976</b>
3215EM	ARKANSAS	KATRINA	9/2/2005	2-INFRASTRUCTURE 4-OPERATIONS 5-ADMINISTRATION	46,325,491	46,325,886	44,623,166
					3,500,000	3,500,000	
					4,395,434	4,367,343	3,657,788
<b>3215EM Total</b>					<b>54,220,925</b>	<b>54,193,229</b>	<b>48,280,954</b>
3216EM	TEXAS	KATRINA	9/2/2005	2-INFRASTRUCTURE 4-OPERATIONS 5-ADMINISTRATION	548,450,699	546,057,631	467,784,807
					33,815,346	33,815,346	1,547,836
					19,990,478	19,162,741	9,798,145
<b>3216EM Total</b>					<b>602,256,523</b>	<b>599,035,718</b>	<b>479,130,788</b>
3217EM	TENNESSEE	KATRINA	9/5/2005	2-INFRASTRUCTURE 4-OPERATIONS 5-ADMINISTRATION	29,000,000	28,199,660	25,884,219
					5,000	5,000	
					83,363	83,363	81,363
<b>3217EM Total</b>					<b>29,088,363</b>	<b>28,288,023</b>	<b>25,965,582</b>
3218EM	GEORGIA	KATRINA	9/5/2005	2-INFRASTRUCTURE 5-ADMINISTRATION	20,900,000	16,976,883	9,399,550
					52,767	52,767	767
<b>3218EM Total</b>					<b>20,952,767</b>	<b>17,029,650</b>	<b>9,400,317</b>
3219EM	OKLAHOMA	KATRINA	9/5/2005	2-INFRASTRUCTURE 5-ADMINISTRATION	14,250,313	12,486,777	11,854,631
					176,910	161,938	149,334
<b>3219EM Total</b>					<b>14,427,223</b>	<b>12,648,715</b>	<b>12,003,965</b>
3220EM	FLORIDA	KATRINA	9/5/2005	2-INFRASTRUCTURE 5-ADMINISTRATION	9,200,000	7,845,819	2,272,184
					2,272	2,272	
<b>3220EM Total</b>					<b>9,202,272</b>	<b>7,848,091</b>	<b>2,274,456</b>
3221EM	WEST VIRGINIA	KATRINA	9/5/2005	2-INFRASTRUCTURE 5-ADMINISTRATION	783,000	782,658	766,331
					123,811	103,490	103,490
<b>3221EM Total</b>					<b>906,811</b>	<b>886,148</b>	<b>869,821</b>
3222EM	NORTH CAROLINA	KATRINA	9/5/2005	2-INFRASTRUCTURE 5-ADMINISTRATION	2,000,000	1,980,608	1,563,238
					2,261	2,261	261
<b>3222EM Total</b>					<b>2,002,261</b>	<b>1,982,869</b>	<b>1,563,498</b>
3223EM	UTAH	KATRINA	9/5/2005	2-INFRASTRUCTURE 4-OPERATIONS 5-ADMINISTRATION	1,928,275	1,927,275	1,413,402
					81,798	64,814	53,307
<b>3223EM Total</b>					<b>2,010,073</b>	<b>1,992,088</b>	<b>1,466,709</b>
3224EM	COLORADO	KATRINA	9/5/2005	2-INFRASTRUCTURE 4-OPERATIONS 5-ADMINISTRATION	13,597,030	13,534,963	13,500,827
					648,680	637,990	629,022
<b>3224EM Total</b>					<b>14,245,710</b>	<b>14,172,953</b>	<b>14,129,850</b>
3225EM	MICHIGAN	KATRINA	9/7/2005	2-INFRASTRUCTURE 5-ADMINISTRATION	1,920,000	1,703,588	1,653,296
					603,594	426,975	388,378
<b>3225EM Total</b>					<b>2,523,594</b>	<b>2,130,563</b>	<b>2,041,674</b>
3226EM	DISTRICT OF COLUMBIA	KATRINA	9/7/2005	2-INFRASTRUCTURE 5-ADMINISTRATION	1,838,568	1,836,498	
					100,803	54,053	54,053
<b>3226EM Total</b>					<b>1,939,371</b>	<b>1,890,551</b>	<b>54,053</b>
3227EM	WASHINGTON	KATRINA	9/7/2005	2-INFRASTRUCTURE 5-ADMINISTRATION	2,998,033	2,998,031	558,465
					431,046	402,829	390,301
<b>3227EM Total</b>					<b>3,429,079</b>	<b>3,400,861</b>	<b>948,767</b>
3228EM	OREGON	KATRINA	9/7/2005	2-INFRASTRUCTURE 5-ADMINISTRATION	2,075,047	2,075,040	597,770
					45,053	38,096	31,915
<b>3228EM Total</b>					<b>2,120,100</b>	<b>2,113,136</b>	<b>629,685</b>
3229EM	NEW MEXICO	KATRINA	9/7/2005	2-INFRASTRUCTURE 5-ADMINISTRATION	2,139,828	1,626,508	432,464
					106,507	70,132	66,361
<b>3229EM Total</b>					<b>2,246,335</b>	<b>1,696,640</b>	<b>498,826</b>

PROG CODE	STATE NAME	EVENT NAME	DECLARED	PROGRAM AREA	ALLOCATIONS	OBLIGATIONS	EXPENDITURES
3230EM	ILLINOIS	KATRINA	9/7/2005	2-INFRASTRUCTURE	2,418,578	2,267,275	1,083,019
				5-ADMINISTRATION	285,818	240,182	194,359
<b>3230EM Total</b>					<b>2,704,396</b>	<b>2,507,457</b>	<b>1,277,378</b>
3231EM	KENTUCKY	KATRINA	9/10/2005	2-INFRASTRUCTURE	4,300,000	4,129,572	1,662,933
				5-ADMINISTRATION	9,961	9,961	7,961
<b>3231EM Total</b>					<b>4,309,961</b>	<b>4,139,533</b>	<b>1,670,893</b>
3232EM	MISSOURI	KATRINA	9/10/2005	2-INFRASTRUCTURE	2,005,000	1,958,975	36,400
				5-ADMINISTRATION	665,895	637,790	623,647
<b>3232EM Total</b>					<b>2,670,895</b>	<b>2,596,765</b>	<b>660,047</b>
3233EM	SOUTH CAROLINA	KATRINA	9/10/2005	2-INFRASTRUCTURE	3,614,915	3,594,917	3,468,013
				5-ADMINISTRATION	42,089	42,089	40,089
<b>3233EM Total</b>					<b>3,657,004</b>	<b>3,637,006</b>	<b>3,508,102</b>
3234EM	SOUTH DAKOTA	KATRINA	9/10/2005	2-INFRASTRUCTURE	261,722	261,676	211,332
				5-ADMINISTRATION	32,700	12,086	10,352
<b>3234EM Total</b>					<b>294,422</b>	<b>273,761</b>	<b>221,684</b>
3235EM	PENNSYLVANIA	KATRINA	9/10/2005	2-INFRASTRUCTURE	2,890,000	2,889,660	2,039,624
				5-ADMINISTRATION	275,775	266,888	264,647
<b>3235EM Total</b>					<b>3,165,775</b>	<b>3,156,548</b>	<b>2,304,270</b>
3236EM	KANSAS	KATRINA	9/10/2005	2-INFRASTRUCTURE	163,200	163,069	153,933
				5-ADMINISTRATION	351	351	351
<b>3236EM Total</b>					<b>163,551</b>	<b>163,419</b>	<b>154,284</b>
3237EM	ALABAMA	KATRINA	9/10/2005	2-INFRASTRUCTURE	3,000,000	2,840,416	2,808,190
				4-OPERATIONS	1,000,000	1,000,000	
				5-ADMINISTRATION			
<b>3237EM Total</b>					<b>4,000,000</b>	<b>3,840,416</b>	<b>2,808,190</b>
3238EM	INDIANA	KATRINA	9/10/2005	2-INFRASTRUCTURE	4,127,992	3,930,006	36,250
				5-ADMINISTRATION	22,864	2,392	2,297
<b>3238EM Total</b>					<b>4,150,856</b>	<b>3,932,398</b>	<b>38,546</b>
3239EM	IOWA	KATRINA	9/10/2005	2-INFRASTRUCTURE	222,618	222,618	215,650
				5-ADMINISTRATION	15,278	5,639	5,639
<b>3239EM Total</b>					<b>237,895</b>	<b>228,257</b>	<b>221,289</b>
3240EM	VIRGINIA	KATRINA	9/12/2005	2-INFRASTRUCTURE	593,100	592,846	423,680
				5-ADMINISTRATION	130,910	111,522	111,522
<b>3240EM Total</b>					<b>724,010</b>	<b>704,368</b>	<b>535,202</b>
3241EM	ARIZONA	KATRINA	9/12/2005	2-INFRASTRUCTURE	5,292,410	5,292,115	5,196,293
				5-ADMINISTRATION	2,257,438	2,256,062	256,720
<b>3241EM Total</b>					<b>7,549,848</b>	<b>7,548,177</b>	<b>5,453,013</b>
3242EM	MINNESOTA	KATRINA	9/13/2005	2-INFRASTRUCTURE	15,000,000	3,893,657	1,433,962
				5-ADMINISTRATION	24,450	1,927	1,905
<b>3242EM Total</b>					<b>15,024,450</b>	<b>3,895,584</b>	<b>1,435,868</b>
3243EM	NEVADA	KATRINA	9/13/2005	2-INFRASTRUCTURE	1,000,000	705,623	537,438
				5-ADMINISTRATION	317,219	302,939	296,913
<b>3243EM Total</b>					<b>1,317,219</b>	<b>1,008,562</b>	<b>834,351</b>
3244EM	IDAHO	KATRINA	9/13/2005	2-INFRASTRUCTURE	643,377	643,370	143,336
				5-ADMINISTRATION	35,700	10,108	9,860
<b>3244EM Total</b>					<b>679,077</b>	<b>653,478</b>	<b>153,195</b>
3245EM	NEBRASKA	KATRINA	9/13/2005	2-INFRASTRUCTURE	210,100	210,100	73,846
				5-ADMINISTRATION	1,302	1,302	1,302
<b>3245EM Total</b>					<b>211,402</b>	<b>211,402</b>	<b>75,147</b>
3246EM	CONNECTICUT	KATRINA	9/13/2005	2-INFRASTRUCTURE	1,000,000	684,199	
				5-ADMINISTRATION	43,301	37,443	23,725
<b>3246EM Total</b>					<b>1,043,301</b>	<b>721,642</b>	<b>23,725</b>
3247EM	NORTH DAKOTA	KATRINA	9/13/2005	2-INFRASTRUCTURE	23,747	23,747	
				5-ADMINISTRATION	41,985	27,322	25,726

PROG CODE	STATE NAME	EVENT NAME	DECLARED	PROGRAM AREA	ALLOCATIONS	OBLIGATIONS	EXPENDITURES
<b>3247EM Total</b>					<b>65,732</b>	<b>51,069</b>	<b>25,726</b>
3248EM	CALIFORNIA	KATRINA	9/13/2005	2-INFRASTRUCTURE	200,000	1,289	
				5-ADMINISTRATION	703,320	696,784	678,481
<b>3248EM Total</b>					<b>903,320</b>	<b>698,073</b>	<b>678,481</b>
3249EM	WISCONSIN	KATRINA	9/13/2005	2-INFRASTRUCTURE	3,501,228	2,970,100	868,441
				5-ADMINISTRATION	24,737	1,225	1,225
<b>3249EM Total</b>					<b>3,525,965</b>	<b>2,971,325</b>	<b>869,666</b>
3250EM	OHIO	KATRINA	9/13/2005	2-INFRASTRUCTURE	2,518,180	2,491,579	1,883,928
				5-ADMINISTRATION	25,350		
<b>3250EM Total</b>					<b>2,543,530</b>	<b>2,491,579</b>	<b>1,883,928</b>
3251EM	MARYLAND	KATRINA	9/13/2005	2-INFRASTRUCTURE	1,637,550	1,566,521	1,354,834
				5-ADMINISTRATION	106,326	82,921	82,921
<b>3251EM Total</b>					<b>1,743,876</b>	<b>1,649,442</b>	<b>1,437,755</b>
3252EM	MASSACHUSETTS	KATRINA	9/13/2005	2-INFRASTRUCTURE	5,750,000	5,596,535	5,527,782
				5-ADMINISTRATION	466,246	446,604	423,018
<b>3252EM Total</b>					<b>6,216,246</b>	<b>6,043,139</b>	<b>5,950,801</b>
3253EM	MONTANA	KATRINA	9/13/2005	2-INFRASTRUCTURE	400,000	397,372	117,810
				5-ADMINISTRATION	42,856	35,917	34,617
<b>3253EM Total</b>					<b>442,856</b>	<b>433,289</b>	<b>152,427</b>
3255EM	RHODE ISLAND	KATRINA	9/19/2005	2-INFRASTRUCTURE	1,500,000	1,131,503	927,088
				5-ADMINISTRATION	24,708	24,175	18,300
<b>3255EM Total</b>					<b>1,524,708</b>	<b>1,155,679</b>	<b>945,388</b>
3256EM	MAINE	KATRINA	9/19/2005	2-INFRASTRUCTURE	100,000	51,276	51,276
				5-ADMINISTRATION	6,000	6,000	
<b>3256EM Total</b>					<b>106,000</b>	<b>57,276</b>	<b>51,276</b>
3257EM	NEW JERSEY	KATRINA	9/19/2005	2-INFRASTRUCTURE	120,026	120,026	116,692
				5-ADMINISTRATION	81,317	61,486	60,846
<b>3257EM Total</b>					<b>201,343</b>	<b>181,512</b>	<b>177,538</b>
3258EM	NEW HAMPSHIRE	KATRINA	9/19/2005	2-INFRASTRUCTURE	100,000	9,887	9,887
				5-ADMINISTRATION	6,000	6,000	92
<b>3258EM Total</b>					<b>106,000</b>	<b>15,887</b>	<b>9,979</b>
3259EM	FLORIDA	RITA	9/20/2005	2-INFRASTRUCTURE	9,100,000	8,921,857	5,203,714
				4-OPERATIONS	10,000	10,000	
				5-ADMINISTRATION	1,280,801	1,280,801	69,260
<b>3259EM Total</b>					<b>10,390,801</b>	<b>10,212,657</b>	<b>5,272,973</b>
3260EM	LOUISIANA	RITA	9/21/2005	2-INFRASTRUCTURE			
				4-OPERATIONS	100,000	100,000	
				5-ADMINISTRATION	175,000	175,000	
<b>3260EM Total</b>					<b>275,000</b>	<b>275,000</b>	
3261EM	TEXAS	RITA	9/21/2005	2-INFRASTRUCTURE	6,015,000	5,983,918	5,668,990
				4-OPERATIONS	5,000,000	5,000,000	
				5-ADMINISTRATION	95,854,341	95,854,341	6,395,092
<b>3261EM Total</b>					<b>106,869,341</b>	<b>106,838,259</b>	<b>12,064,082</b>
3262EM	NEW YORK	KATRINA	9/30/2005	2-INFRASTRUCTURE	2,259,214	1,644,588	1,506,239
				5-ADMINISTRATION	354,100	309,925	302,583
<b>3262EM Total</b>					<b>2,613,314</b>	<b>1,954,514</b>	<b>1,808,822</b>
3263EM	DELAWARE	KATRINA	9/30/2005	2-INFRASTRUCTURE	101,941	100,286	95,419
				5-ADMINISTRATION	48,900	443	443
<b>3263EM Total</b>					<b>150,841</b>	<b>100,729</b>	<b>95,862</b>
<b>Grand Total</b>					<b>37,701,250,897</b>	<b>35,869,094,847</b>	<b>22,162,937,766</b>

**FINANCIAL INFORMATION TOOL**  
**FOR HURRICANE KATRINA, RITA, & WILMA DECLARATIONS ONLY**  
**AS OF 08-23-2006**

PROG CODE	STATE NAME	EVENT NAME	DECLARED	PROGRAM AREA	PROGRAM NAME	ALLOCATIONS	OBLIGATIONS	EXPENDITURES					
1602DR	FLORIDA	KATRINA	8/28/2005	2-INFRASTRUCTURE	2594-INSPECTIONS	7,922,400	8,471,000	7,350,767					
					416X-PUBLIC ASSISTANCE	155,636,074	155,112,148	115,959,175					
				<b>2-INFRASTRUCTURE Total</b>						<b>163,558,474</b>	<b>163,583,148</b>	<b>123,309,942</b>	
				4-OPERATIONS	2507-MISSIONS-TA	10,000	10,000						
					2508-MISSIONS-DFA								
				<b>4-OPERATIONS Total</b>						<b>10,000</b>	<b>10,000</b>		
				5-ADMINISTRATION	11XX-SALARIES & BENEFITS	2,533,231	2,355,832	2,355,832					
					21XX-TRAVEL	2,086,994	2,077,069	1,770,574					
					22XX-TRANSPORTION	586,000	525,020	37,899					
					23XX-RENT, COMM, UTILITIES	1,677,662	1,381,875	1,341,431					
					24XX-PRINT & REPRO	20,000	10,500						
					2501-MISSIONS-FOS	19,187,425	15,195,925	7,286,337					
					25XX-OTHER SERVICES	5,924,696	5,744,696	123,000					
					26XX-SUPPLIES & MATERIALS	236,256	239,000	122,448					
					31XX-EQUIPMENT	151,500	94,570	31,692					
					<b>5-ADMINISTRATION Total</b>						<b>32,403,764</b>	<b>27,624,487</b>	<b>13,069,212</b>
				<b>1602DR Total</b>						<b>195,972,238</b>	<b>191,217,634</b>	<b>136,379,154</b>	
1603DR	LOUISIANA	KATRINA	8/29/2005	1-HUMAN SERVICES	2503-UNEMPLOYMENT	321,511,035	320,361,035	320,361,035					
					2504-CRISIS COUNSELING-NIMH	15,753,102	11,765,214	11,765,214					
					2576-LEGAL SERVICES	298,298	144,900	78,000					
					2592-INSPECTIONS	146,828,062	138,868,279	76,811,526					
					4149-OTHER NEEDS ASSISTANCE	1,460,402,251	1,460,390,254	1,450,375,627					
					414X-HOUSING ASSISTANCE	3,204,205,785	3,174,200,128	3,169,292,820					
					4152-CRISIS COUNSELING-SCC	25,515,030	25,538,416	13,487,780					
					MANUFACTURED HOUSING	4,988,102,734	4,424,729,656	3,171,184,141					
					<b>1-HUMAN SERVICES Total</b>						<b>10,162,616,298</b>	<b>9,555,997,882</b>	<b>8,213,356,142</b>
					2-INFRASTRUCTURE	2594-INSPECTIONS	319,206,900	277,784,712	197,719,099				
				416X-PUBLIC ASSISTANCE		3,125,271,597	3,124,883,274	1,315,335,326					
				<b>2-INFRASTRUCTURE Total</b>						<b>3,444,478,497</b>	<b>3,402,667,986</b>	<b>1,513,054,425</b>	
				3-MITIGATION	2593-INSPECTIONS	13,233,976	7,277,015	3,701,611					
					4173-HAZARD MITIGATION	2,468,240	2,468,240	305,194					
				<b>3-MITIGATION Total</b>						<b>15,702,216</b>	<b>9,745,255</b>	<b>4,006,806</b>	
				4-OPERATIONS	2507-MISSIONS-TA	10,102,500	10,102,000	1,671,901					
					2508-MISSIONS-DFA	3,069,423,333	3,069,422,398	675,350,789					
				<b>4-OPERATIONS Total</b>						<b>3,079,525,833</b>	<b>3,079,524,398</b>	<b>677,022,690</b>	
				5-ADMINISTRATION	11XX-SALARIES & BENEFITS	203,894,915	207,267,520	207,267,520					
					21XX-TRAVEL	119,514,410	117,004,923	109,650,066					
					22XX-TRANSPORTION	13,264,320	13,133,336	9,636,477					
					23XX-RENT, COMM, UTILITIES	226,589,600	198,727,440	156,646,245					
					24XX-PRINT & REPRO	2,974,004	2,425,030	637,245					
					2501-MISSIONS-FOS	593,351,768	593,351,769	116,683,951					
					25XX-OTHER SERVICES	1,290,348,092	1,075,900,218	622,722,388					
					26XX-SUPPLIES & MATERIALS	344,553,580	329,313,508	230,674,866					
					31XX-EQUIPMENT	126,310,118	113,589,488	94,275,552					
32XX-LAND & STRUCTURES	9,530,620	7,387,628	6,121,601										
4101-URBAN SEARCH & RESCUE	50,595,440	50,595,439	22,440,912										
<b>5-ADMINISTRATION Total</b>						<b>2,980,926,868</b>	<b>2,708,696,299</b>	<b>1,576,756,824</b>					
<b>1603DR Total</b>						<b>19,683,249,712</b>	<b>18,756,631,821</b>	<b>11,984,196,886</b>					
1604DR	MISSISSIPPI	KATRINA	8/29/2005	1-HUMAN SERVICES	2503-UNEMPLOYMENT	100,000,056	88,450,000	88,450,000					
					2504-CRISIS COUNSELING-NIMH	50,342,191	20,242,285	15,802,292					
					2576-LEGAL SERVICES	44,000	43,492	43,492					
					2592-INSPECTIONS	67,006,340	53,379,340	39,972,372					
					4149-OTHER NEEDS ASSISTANCE	359,634,328	359,634,328	322,493,260					
					414X-HOUSING ASSISTANCE	837,617,340	835,454,168	829,047,956					
					4152-CRISIS COUNSELING-SCC	12,046,760	11,477,570	7,838,577					
					MANUFACTURED HOUSING	2,017,465,798	1,556,517,290	1,218,835,425					
					<b>1-HUMAN SERVICES Total</b>						<b>3,444,156,813</b>	<b>2,925,198,472</b>	<b>2,522,483,374</b>
					2-INFRASTRUCTURE	2594-INSPECTIONS	97,927,701	97,032,599	70,617,850				
				416X-PUBLIC ASSISTANCE		1,659,119,138	1,653,457,991	731,261,334					
				<b>2-INFRASTRUCTURE Total</b>						<b>1,757,046,839</b>	<b>1,750,490,590</b>	<b>801,879,184</b>	
				3-MITIGATION	2593-INSPECTIONS	15,824,761	12,919,061	3,902,351					

PROG CODE	STATE NAME	EVENT NAME	DECLARED	PROGRAM AREA	PROGRAM NAME	ALLOCATIONS	OBLIGATIONS	EXPENDITURES
					4173-HAZARD MITIGATION	5,407,982	5,407,982	273,506
				<b>3-MITIGATION Total</b>		<b>21,232,743</b>	<b>18,327,043</b>	<b>4,175,857</b>
				4-OPERATIONS	2507-MISSIONS-TA	14,013,256	13,070,256	1,673,294
					2508-MISSIONS-DFA	1,695,699,654	1,696,199,653	230,651,788
				<b>4-OPERATIONS Total</b>		<b>1,709,712,910</b>	<b>1,709,269,909</b>	<b>232,325,062</b>
				5-ADMINISTRATION	11XX-SALARIES & BENEFITS	144,731,191	146,724,560	146,724,560
					21XX-TRAVEL	72,527,999	69,895,714	63,871,292
					22XX-TRANSPORTION	29,401,515	26,871,013	26,296,559
					23XX-RENT, COMM, UTILITIES	59,498,429	56,709,445	36,961,441
					24XX-PRINT & REPRO	2,253,941	2,181,004	1,135,752
					2501-MISSIONS-FOS	1,476,240,357	1,476,257,352	460,869,464
					25XX-OTHER SERVICES	614,849,329	569,743,265	394,859,765
					26XX-SUPPLIES & MATERIALS	190,055,430	176,962,055	163,354,164
					31XX-EQUIPMENT	82,047,726	75,333,193	69,688,236
					32XX-LAND & STRUCTURES	2,337,846	1,878,961	1,617,103
					4101-URBAN SEARCH & RESCUE	24,600,030	24,600,030	11,758,159
				<b>5-ADMINISTRATION Total</b>		<b>2,698,543,794</b>	<b>2,627,156,593</b>	<b>1,377,136,495</b>
<b>1604DR Total</b>						<b>9,630,693,099</b>	<b>9,030,442,607</b>	<b>4,937,999,973</b>
1605DR	ALABAMA	KATRINA	8/29/2005	1-HUMAN SERVICES	2503-UNEMPLOYMENT	1,948,400	1,372,364	1,372,364
					2504-CRISIS COUNSELING-NIMH	4,436,110	1,203,860	1,203,860
					2576-LEGAL SERVICES	5,775	5,775	5,775
					2592-INSPECTIONS	21,886,812	9,886,811	8,824,046
					4149-OTHER NEEDS ASSISTANCE	31,464,732	31,464,732	28,734,684
					414X-HOUSING ASSISTANCE	89,648,507	89,648,507	89,066,529
					4152-CRISIS COUNSELING-SCC	3,135,574	3,135,574	1,854,708
					MANUFACTURED HOUSING	508,532,365	501,985,915	448,130,823
				<b>1-HUMAN SERVICES Total</b>		<b>661,058,274</b>	<b>638,703,538</b>	<b>579,192,789</b>
				2-INFRASTRUCTURE	2594-INSPECTIONS	1,449,000	1,516,600	1,204,233
					416X-PUBLIC ASSISTANCE	98,977,362	98,043,535	73,025,619
				<b>2-INFRASTRUCTURE Total</b>		<b>100,426,362</b>	<b>99,560,135</b>	<b>74,229,853</b>
				3-MITIGATION	2593-INSPECTIONS	1,663,459	1,554,729	981,701
					4173-HAZARD MITIGATION	7,694,402	7,694,402	379,017
				<b>3-MITIGATION Total</b>		<b>9,357,861</b>	<b>9,249,131</b>	<b>1,360,718</b>
				4-OPERATIONS	2507-MISSIONS-TA	3,000,000	3,000,000	119,628
					2508-MISSIONS-DFA	178,500,000	168,500,000	57,550,075
				<b>4-OPERATIONS Total</b>		<b>181,500,000</b>	<b>171,500,000</b>	<b>57,669,704</b>
				5-ADMINISTRATION	11XX-SALARIES & BENEFITS	20,169,705	20,555,328	20,555,328
					21XX-TRAVEL	18,602,946	17,908,450	17,509,253
					22XX-TRANSPORTION	2,414,000	1,134,950	163,255
					23XX-RENT, COMM, UTILITIES	8,816,157	8,537,884	5,370,500
					24XX-PRINT & REPRO	370,892	254,327	142,518
					2501-MISSIONS-FOS	82,185,605	82,185,605	26,744,952
					25XX-OTHER SERVICES	58,163,358	56,347,506	44,644,521
					26XX-SUPPLIES & MATERIALS	10,081,585	8,343,896	5,297,455
					31XX-EQUIPMENT	3,894,806	3,327,867	2,759,286
				<b>5-ADMINISTRATION Total</b>		<b>204,699,054</b>	<b>198,595,812</b>	<b>123,187,068</b>
<b>1605DR Total</b>						<b>1,157,041,551</b>	<b>1,117,608,616</b>	<b>835,640,130</b>
1606DR	TEXAS	RITA	9/24/2005	1-HUMAN SERVICES	2503-UNEMPLOYMENT	11,382,008	9,759,933	9,759,933
					2504-CRISIS COUNSELING-NIMH	1,546,988	1,546,988	1,546,988
					2576-LEGAL SERVICES			
					2592-INSPECTIONS	44,082,928	44,050,925	32,760,333
					4149-OTHER NEEDS ASSISTANCE	500		(11,155)
					414X-HOUSING ASSISTANCE	511,014,899	511,014,000	505,165,450
					4152-CRISIS COUNSELING-SCC	982,215	650,742	226,375
					4154-OTHER NEEDS ASSISTANCE	72,380,000	71,880,000	70,279,470
					MANUFACTURED HOUSING	187,307,659	170,943,889	105,509,161
				<b>1-HUMAN SERVICES Total</b>		<b>828,697,197</b>	<b>809,846,476</b>	<b>725,236,555</b>
				2-INFRASTRUCTURE	2594-INSPECTIONS	14,680,900	14,672,221	11,852,016
					416X-PUBLIC ASSISTANCE	357,800,000	326,425,700	246,771,457
				<b>2-INFRASTRUCTURE Total</b>		<b>372,480,900</b>	<b>341,097,921</b>	<b>258,623,472</b>
				3-MITIGATION	2593-INSPECTIONS	11,479,991	7,577,000	851,537
					4173-HAZARD MITIGATION	27,064,271	27,064,271	21,367
				<b>3-MITIGATION Total</b>		<b>38,544,262</b>	<b>34,641,271</b>	<b>872,904</b>
				4-OPERATIONS	2507-MISSIONS-TA	150,000	150,000	10,594
					2508-MISSIONS-DFA	238,681,800	235,351,600	130,489,878
				<b>4-OPERATIONS Total</b>		<b>238,831,800</b>	<b>235,501,600</b>	<b>130,500,471</b>

PROG CODE	STATE NAME	EVENT NAME	DECLARED	PROGRAM AREA	PROGRAM NAME	ALLOCATIONS	OBLIGATIONS	EXPENDITURES				
				5-ADMINISTRATION	11XX-SALARIES & BENEFITS	42,741,606	41,911,554	41,911,554				
					21XX-TRAVEL	30,839,242	30,257,985	29,101,081				
					22XX-TRANSPORTION	2,549,000	420,000	335,660				
					23XX-RENT, COMM, UTILITIES	14,837,991	12,416,464	8,322,910				
					24XX-PRINT & REPRO	623,000	344,871	170,821				
					2501-MISSIONS-FOS	255,918,864	255,853,459	38,978,956				
					25XX-OTHER SERVICES	207,899,400	178,937,593	144,150,632				
					26XX-SUPPLIES & MATERIALS	8,488,417	5,255,576	2,524,258				
					31XX-EQUIPMENT	9,076,000	7,170,975	6,415,605				
					32XX-LAND & STRUCTURES	65,000	1,225					
					4101-URBAN SEARCH & RESCUE	19,194,226	19,194,226	5,535,948				
					<b>5-ADMINISTRATION Total</b>					<b>592,232,746</b>	<b>551,763,928</b>	<b>277,447,425</b>
					<b>1606DR Total</b>					<b>2,070,786,904</b>	<b>1,972,851,197</b>	<b>1,392,680,828</b>
1607DR	LOUISIANA	RITA	9/24/2005	1-HUMAN SERVICES	2503-UNEMPLOYMENT	11,785,488	11,785,488	11,785,488				
					2592-INSPECTIONS	56,302,643	43,618,542	23,910,926				
					4149-OTHER NEEDS ASSISTANCE	106,800,000	106,800,000	104,607,403				
					414X-HOUSING ASSISTANCE	406,321,649	406,321,649	405,696,873				
					MANUFACTURED HOUSING	1,515,370	1,515,370	1,515,370				
				<b>1-HUMAN SERVICES Total</b>					<b>582,725,150</b>	<b>570,041,049</b>	<b>547,516,060</b>	
				2-INFRASTRUCTURE	2594-INSPECTIONS	5,922,000	4,915,000	3,474,329				
					416X-PUBLIC ASSISTANCE	342,812,097	340,323,684	171,114,665				
				<b>2-INFRASTRUCTURE Total</b>					<b>348,734,097</b>	<b>345,238,684</b>	<b>174,588,994</b>	
				3-MITIGATION	2593-INSPECTIONS	4,844,983	4,134,943	2,121,777				
					4173-HAZARD MITIGATION	433,544	433,544	57,494				
				<b>3-MITIGATION Total</b>					<b>5,278,527</b>	<b>4,568,487</b>	<b>2,179,271</b>	
				4-OPERATIONS	2507-MISSIONS-TA	600,000	600,000	264,985				
					2508-MISSIONS-DFA	425,036,000	424,786,000	93,674,392				
				<b>4-OPERATIONS Total</b>					<b>425,636,000</b>	<b>425,386,000</b>	<b>93,939,377</b>	
				5-ADMINISTRATION	11XX-SALARIES & BENEFITS	14,868,021	15,092,875	15,092,875				
					21XX-TRAVEL	4,220,300	4,218,186	3,954,243				
					22XX-TRANSPORTION	1,212,000	1,146,601	865,350				
					23XX-RENT, COMM, UTILITIES	11,395,183	8,709,350	6,426,457				
					24XX-PRINT & REPRO	520,000	481,843	103,936				
					2501-MISSIONS-FOS	38,323,185	38,323,185	18,725,070				
					25XX-OTHER SERVICES	306,450,237	270,561,319	104,063,505				
					26XX-SUPPLIES & MATERIALS	40,390,770	39,347,510	29,937,072				
					31XX-EQUIPMENT	4,119,000	3,329,769	1,528,217				
					32XX-LAND & STRUCTURES	400,000	400,000	106,051				
					4101-URBAN SEARCH & RESCUE	3,206,000	3,086,000	1,275,863				
					<b>5-ADMINISTRATION Total</b>					<b>425,104,696</b>	<b>384,696,638</b>	<b>182,078,640</b>
<b>1607DR Total</b>					<b>1,787,478,470</b>	<b>1,729,930,859</b>	<b>1,000,302,342</b>					
1609DR	FLORIDA	WILMA	10/24/2005	1-HUMAN SERVICES	2503-UNEMPLOYMENT	6,050,125	6,050,125	6,050,125				
					2504-CRISIS COUNSELING-NIMH	8,246,808	3,246,808	3,246,808				
					2576-LEGAL SERVICES	5,000	5,000	5,000				
					2592-INSPECTIONS	48,379,400	46,354,901	39,076,909				
					4149-OTHER NEEDS ASSISTANCE	183,000,000	158,999,943	143,796,343				
					414X-HOUSING ASSISTANCE	163,715,000	157,695,000	147,801,181				
					4152-CRISIS COUNSELING-SCC	2,628,148	2,424,122	1,698,505				
					MANUFACTURED HOUSING	87,013,000	81,403,048	67,090,940				
					<b>1-HUMAN SERVICES Total</b>					<b>499,037,481</b>	<b>456,178,947</b>	<b>408,765,811</b>
					2-INFRASTRUCTURE	2594-INSPECTIONS	50,641,806	39,180,206	33,372,966			
				416X-PUBLIC ASSISTANCE		1,076,050,000	1,075,095,794	660,330,565				
				<b>2-INFRASTRUCTURE Total</b>					<b>1,126,691,806</b>	<b>1,114,276,000</b>	<b>693,703,531</b>	
				3-MITIGATION	2593-INSPECTIONS	1,000,000	954,629	440,933				
				<b>3-MITIGATION Total</b>					<b>1,000,000</b>	<b>954,629</b>	<b>440,933</b>	
				4-OPERATIONS	2507-MISSIONS-TA	700,000	700,000	321,476				
					2508-MISSIONS-DFA	233,528,384	233,238,384	9,835,020				
				<b>4-OPERATIONS Total</b>					<b>234,228,384</b>	<b>233,938,384</b>	<b>10,156,496</b>	
				5-ADMINISTRATION	11XX-SALARIES & BENEFITS	37,113,330	35,656,838	35,656,838				
					21XX-TRAVEL	14,859,700	14,563,528	13,787,362				
					22XX-TRANSPORTION	13,625,440	12,625,440	4,508,009				
23XX-RENT, COMM, UTILITIES	7,812,605	7,344,912	6,249,243									
24XX-PRINT & REPRO	548,500	286,870	215,200									
2501-MISSIONS-FOS	147,229,012	146,309,959	33,221,714									
25XX-OTHER SERVICES	31,382,000	18,424,606	5,799,374									
26XX-SUPPLIES & MATERIALS	91,470,000	85,862,299	7,858,773									

PROG CODE	STATE NAME	EVENT NAME	DECLARED	PROGRAM AREA	PROGRAM NAME	ALLOCATIONS	OBLIGATIONS	EXPENDITURES
					31XX-EQUIPMENT	2,346,000	3,071,119	1,638,908
					32XX-LAND & STRUCTURES	99,225	82,255	82,255
					4101-URBAN SEARCH & RESCUE	6,216,000	5,963,794	621,485
				<b>5-ADMINISTRATION Total</b>		<b>352,701,812</b>	<b>330,191,621</b>	<b>109,639,162</b>
<b>1609DR Total</b>						<b>2,213,659,483</b>	<b>2,135,539,580</b>	<b>1,222,705,932</b>
3212EM	LOUISIANA	KATRINA	8/27/2005	2-INFRASTRUCTURE	416X-PUBLIC ASSISTANCE			
				<b>2-INFRASTRUCTURE Total</b>				
				4-OPERATIONS	2508-MISSIONS-DFA	1,500,000	1,500,000	2,096
				<b>4-OPERATIONS Total</b>		<b>1,500,000</b>	<b>1,500,000</b>	<b>2,096</b>
				5-ADMINISTRATION	11XX-SALARIES & BENEFITS	1,922	1,922	1,922
					21XX-TRAVEL	5,559	5,559	5,559
					22XX-TRANSPORTION			
					23XX-RENT, COMM, UTILITIES	588,577	588,577	577,493
					24XX-PRINT & REPRO			
					2501-MISSIONS-FOS	6,370,000	6,370,000	134,840
					25XX-OTHER SERVICES	40,000	40,000	40,000
					26XX-SUPPLIES & MATERIALS	2,000	2,000	1,284
					31XX-EQUIPMENT			
				<b>5-ADMINISTRATION Total</b>		<b>7,008,058</b>	<b>7,008,058</b>	<b>761,098</b>
<b>3212EM Total</b>						<b>8,508,058</b>	<b>8,508,058</b>	<b>763,194</b>
3213EM	MISSISSIPPI	KATRINA	8/28/2005	2-INFRASTRUCTURE	416X-PUBLIC ASSISTANCE			
				<b>2-INFRASTRUCTURE Total</b>				
				4-OPERATIONS	2507-MISSIONS-TA			
					2508-MISSIONS-DFA			
				<b>4-OPERATIONS Total</b>				
				5-ADMINISTRATION	11XX-SALARIES & BENEFITS	288	288	288
					21XX-TRAVEL			
					22XX-TRANSPORTION			
					23XX-RENT, COMM, UTILITIES			
					24XX-PRINT & REPRO			
					2501-MISSIONS-FOS	2,612,457	2,612,457	157,229
					25XX-OTHER SERVICES	9,840	9,840	
					26XX-SUPPLIES & MATERIALS			
				<b>5-ADMINISTRATION Total</b>		<b>2,622,585</b>	<b>2,622,585</b>	<b>157,517</b>
<b>3213EM Total</b>						<b>2,622,585</b>	<b>2,622,585</b>	<b>157,517</b>
3214EM	ALABAMA	KATRINA	8/28/2005	2-INFRASTRUCTURE	416X-PUBLIC ASSISTANCE			
				<b>2-INFRASTRUCTURE Total</b>				
				4-OPERATIONS	2507-MISSIONS-TA			
					2508-MISSIONS-DFA			
				<b>4-OPERATIONS Total</b>				
				5-ADMINISTRATION	11XX-SALARIES & BENEFITS			
					21XX-TRAVEL			
					22XX-TRANSPORTION			
					23XX-RENT, COMM, UTILITIES	30,000	30,000	30,000
					24XX-PRINT & REPRO			
					2501-MISSIONS-FOS	31,478	31,478	
					26XX-SUPPLIES & MATERIALS			
					31XX-EQUIPMENT	22,976	22,976	22,976
				<b>5-ADMINISTRATION Total</b>		<b>84,454</b>	<b>84,454</b>	<b>52,976</b>
<b>3214EM Total</b>						<b>84,454</b>	<b>84,454</b>	<b>52,976</b>
3215EM	ARKANSAS	KATRINA	9/2/2005	2-INFRASTRUCTURE	2594-INSPECTIONS	1,583,900	1,584,295	1,521,894
					416X-PUBLIC ASSISTANCE	44,741,591	44,741,591	43,101,272
				<b>2-INFRASTRUCTURE Total</b>		<b>46,325,491</b>	<b>46,325,886</b>	<b>44,623,166</b>
				4-OPERATIONS	2508-MISSIONS-DFA	3,500,000	3,500,000	
				<b>4-OPERATIONS Total</b>		<b>3,500,000</b>	<b>3,500,000</b>	
				5-ADMINISTRATION	11XX-SALARIES & BENEFITS	1,550,253	1,554,207	1,554,207
					21XX-TRAVEL	1,712,002	1,710,236	1,674,210
					22XX-TRANSPORTION	17,100	16,625	8,787
					23XX-RENT, COMM, UTILITIES	391,644	353,035	315,479
					24XX-PRINT & REPRO	2,780	2,779	2,234
					2501-MISSIONS-FOS	575,295	580,000	7,452
					25XX-OTHER SERVICES	7,500	2,870	1,125
					26XX-SUPPLIES & MATERIALS	85,580	94,311	60,872
					31XX-EQUIPMENT	53,280	53,279	33,422
					32XX-LAND & STRUCTURES			
				<b>5-ADMINISTRATION Total</b>		<b>4,395,434</b>	<b>4,367,343</b>	<b>3,657,788</b>



PROG CODE	STATE NAME	EVENT NAME	DECLARED	PROGRAM AREA	PROGRAM NAME	ALLOCATIONS	OBLIGATIONS	EXPENDITURES
<b>3215EM Total</b>						<b>54,220,925</b>	<b>54,193,229</b>	<b>48,280,954</b>
3216EM	TEXAS	KATRINA	9/2/2005	2-INFRASTRUCTURE	2594-INSPECTIONS	6,508,500	4,765,237	3,456,060
					416X-PUBLIC ASSISTANCE	541,942,199	541,292,393	464,328,747
				<b>2-INFRASTRUCTURE Total</b>		<b>548,450,699</b>	<b>546,057,631</b>	<b>467,784,807</b>
				4-OPERATIONS	2508-MISSIONS-DFA	33,815,346	33,815,346	1,547,836
				<b>4-OPERATIONS Total</b>		<b>33,815,346</b>	<b>33,815,346</b>	<b>1,547,836</b>
				5-ADMINISTRATION	11XX-SALARIES & BENEFITS	2,634,491	2,501,758	2,501,758
					21XX-TRAVEL	2,871,405	2,870,623	2,841,929
					22XX-TRANSPORTION	84,000	38,683	21,890
					23XX-RENT, COMM, UTILITIES	2,095,492	2,061,022	1,518,943
					24XX-PRINT & REPRO	91,491	37,054	27,736
					2501-MISSIONS-FOS	9,512,826	9,512,826	1,215,198
					25XX-OTHER SERVICES	902,386	483,886	236,756
					26XX-SUPPLIES & MATERIALS	1,195,559	1,149,432	999,655
					31XX-EQUIPMENT	602,827	507,457	434,280
					<b>5-ADMINISTRATION Total</b>		<b>19,990,478</b>	<b>19,162,741</b>
<b>3216EM Total</b>						<b>602,256,523</b>	<b>599,035,718</b>	<b>479,130,788</b>
3217EM	TENNESSEE	KATRINA	9/5/2005	2-INFRASTRUCTURE	416X-PUBLIC ASSISTANCE	29,000,000	28,199,660	25,884,219
				<b>2-INFRASTRUCTURE Total</b>		<b>29,000,000</b>	<b>28,199,660</b>	<b>25,884,219</b>
				4-OPERATIONS	2507-MISSIONS-TA	5,000	5,000	
				<b>4-OPERATIONS Total</b>		<b>5,000</b>	<b>5,000</b>	
				5-ADMINISTRATION	11XX-SALARIES & BENEFITS	13,380	13,380	13,380
					21XX-TRAVEL	67,983	67,983	67,983
					22XX-TRANSPORTION			
					23XX-RENT, COMM, UTILITIES			
					24XX-PRINT & REPRO			
					2501-MISSIONS-FOS	2,000	2,000	
<b>5-ADMINISTRATION Total</b>		<b>83,363</b>	<b>83,363</b>	<b>81,363</b>				
<b>3217EM Total</b>						<b>29,088,363</b>	<b>28,288,023</b>	<b>25,965,582</b>
3218EM	GEORGIA	KATRINA	9/5/2005	2-INFRASTRUCTURE	416X-PUBLIC ASSISTANCE	20,900,000	16,976,883	9,399,550
				<b>2-INFRASTRUCTURE Total</b>		<b>20,900,000</b>	<b>16,976,883</b>	<b>9,399,550</b>
				5-ADMINISTRATION	11XX-SALARIES & BENEFITS			
					21XX-TRAVEL	767	767	767
					22XX-TRANSPORTION			
					23XX-RENT, COMM, UTILITIES			
					24XX-PRINT & REPRO			
					2501-MISSIONS-FOS	52,000	52,000	
<b>5-ADMINISTRATION Total</b>		<b>52,767</b>	<b>52,767</b>	<b>767</b>				
<b>3218EM Total</b>						<b>20,952,767</b>	<b>17,029,650</b>	<b>9,400,317</b>
3219EM	OKLAHOMA	KATRINA	9/5/2005	2-INFRASTRUCTURE	416X-PUBLIC ASSISTANCE	14,250,313	12,486,777	11,854,631
				<b>2-INFRASTRUCTURE Total</b>		<b>14,250,313</b>	<b>12,486,777</b>	<b>11,854,631</b>
				5-ADMINISTRATION	11XX-SALARIES & BENEFITS	85,951	72,669	72,669
					21XX-TRAVEL	88,459	88,459	75,855
					22XX-TRANSPORTION	500		
					23XX-RENT, COMM, UTILITIES			
					24XX-PRINT & REPRO	1,000	756	756
					25XX-OTHER SERVICES			
					26XX-SUPPLIES & MATERIALS	1,000	54	54
					31XX-EQUIPMENT			
<b>5-ADMINISTRATION Total</b>		<b>176,910</b>	<b>161,938</b>	<b>149,334</b>				
<b>3219EM Total</b>						<b>14,427,223</b>	<b>12,648,715</b>	<b>12,003,965</b>
3220EM	FLORIDA	KATRINA	9/5/2005	2-INFRASTRUCTURE	416X-PUBLIC ASSISTANCE	9,200,000	7,845,819	2,272,184
				<b>2-INFRASTRUCTURE Total</b>		<b>9,200,000</b>	<b>7,845,819</b>	<b>2,272,184</b>
				5-ADMINISTRATION	11XX-SALARIES & BENEFITS	2,272	2,272	2,272
					21XX-TRAVEL			
					22XX-TRANSPORTION			
					23XX-RENT, COMM, UTILITIES			
					24XX-PRINT & REPRO			
					2501-MISSIONS-FOS			
<b>5-ADMINISTRATION Total</b>		<b>2,272</b>	<b>2,272</b>	<b>2,272</b>				
<b>3220EM Total</b>						<b>9,202,272</b>	<b>7,848,091</b>	<b>2,274,456</b>
3221EM	WEST VIRGINIA	KATRINA	9/5/2005	2-INFRASTRUCTURE	416X-PUBLIC ASSISTANCE	783,000	782,658	766,331
				<b>2-INFRASTRUCTURE Total</b>		<b>783,000</b>	<b>782,658</b>	<b>766,331</b>

PROG CODE	STATE NAME	EVENT NAME	DECLARED	PROGRAM AREA	PROGRAM NAME	ALLOCATIONS	OBLIGATIONS	EXPENDITURES
				5-ADMINISTRATION	11XX-SALARIES & BENEFITS	87,195	75,094	75,094
					21XX-TRAVEL	36,522	28,302	28,302
					22XX-TRANSPORTION			
					23XX-RENT, COMM, UTILITIES			
					24XX-PRINT & REPRO			
					26XX-SUPPLIES & MATERIALS			
				<b>5-ADMINISTRATION Total</b>		<b>94</b>	<b>94</b>	<b>94</b>
<b>3221EM Total</b>						<b>123,811</b>	<b>103,490</b>	<b>103,490</b>
3222EM	NORTH CAROLINA	KATRINA	9/5/2005	2-INFRASTRUCTURE	416X-PUBLIC ASSISTANCE	2,000,000	1,980,608	1,563,238
				<b>2-INFRASTRUCTURE Total</b>		<b>2,000,000</b>	<b>1,980,608</b>	<b>1,563,238</b>
				5-ADMINISTRATION	11XX-SALARIES & BENEFITS	261	261	261
					21XX-TRAVEL			
					22XX-TRANSPORTION			
					23XX-RENT, COMM, UTILITIES			
					24XX-PRINT & REPRO			
					2501-MISSIONS-FOS	2,000	2,000	
					26XX-SUPPLIES & MATERIALS			
				<b>5-ADMINISTRATION Total</b>		<b>2,261</b>	<b>2,261</b>	<b>261</b>
<b>3222EM Total</b>						<b>2,002,261</b>	<b>1,982,869</b>	<b>1,563,498</b>
3223EM	UTAH	KATRINA	9/5/2005	2-INFRASTRUCTURE	2594-INSPECTIONS	10,000	9,000	
					416X-PUBLIC ASSISTANCE	1,918,275	1,918,275	1,413,402
				<b>2-INFRASTRUCTURE Total</b>		<b>1,928,275</b>	<b>1,927,275</b>	<b>1,413,402</b>
				4-OPERATIONS	2507-MISSIONS-TA			
					2508-MISSIONS-DFA			
				<b>4-OPERATIONS Total</b>				
				5-ADMINISTRATION	11XX-SALARIES & BENEFITS	35,606	21,630	21,630
					21XX-TRAVEL	39,192	39,184	31,677
					22XX-TRANSPORTION			
					23XX-RENT, COMM, UTILITIES			
					24XX-PRINT & REPRO			
					26XX-SUPPLIES & MATERIALS			
				<b>5-ADMINISTRATION Total</b>		<b>7,000</b>	<b>4,000</b>	
<b>3223EM Total</b>						<b>81,798</b>	<b>64,814</b>	<b>53,307</b>
3224EM	COLORADO	KATRINA	9/5/2005	2-INFRASTRUCTURE	416X-PUBLIC ASSISTANCE	13,597,030	13,534,963	13,500,827
				<b>2-INFRASTRUCTURE Total</b>		<b>13,597,030</b>	<b>13,534,963</b>	<b>13,500,827</b>
				4-OPERATIONS	2508-MISSIONS-DFA			
				<b>4-OPERATIONS Total</b>				
				5-ADMINISTRATION	11XX-SALARIES & BENEFITS	454,397	456,573	456,573
					21XX-TRAVEL	186,783	177,401	170,720
					22XX-TRANSPORTION	500	16	
					23XX-RENT, COMM, UTILITIES			
					24XX-PRINT & REPRO			
					2501-MISSIONS-FOS			
					26XX-SUPPLIES & MATERIALS			
				<b>5-ADMINISTRATION Total</b>		<b>7,000</b>	<b>4,000</b>	<b>1,729</b>
<b>3224EM Total</b>						<b>648,680</b>	<b>637,990</b>	<b>629,022</b>
3225EM	MICHIGAN	KATRINA	9/7/2005	2-INFRASTRUCTURE	416X-PUBLIC ASSISTANCE	1,920,000	1,703,588	1,653,296
				<b>2-INFRASTRUCTURE Total</b>		<b>1,920,000</b>	<b>1,703,588</b>	<b>1,653,296</b>
				5-ADMINISTRATION	11XX-SALARIES & BENEFITS	361,334	222,174	222,174
					21XX-TRAVEL	238,260	202,301	165,000
					22XX-TRANSPORTION	1,000	500	493
					23XX-RENT, COMM, UTILITIES			
					24XX-PRINT & REPRO			
					26XX-SUPPLIES & MATERIALS	2,000	2,000	712
					31XX-EQUIPMENT	1,000		
				<b>5-ADMINISTRATION Total</b>		<b>603,594</b>	<b>426,975</b>	<b>388,378</b>
<b>3225EM Total</b>						<b>2,523,594</b>	<b>2,130,563</b>	<b>2,041,674</b>
3226EM	DISTRICT OF COLUMBIA	KATRINA	9/7/2005	2-INFRASTRUCTURE	416X-PUBLIC ASSISTANCE	1,838,568	1,836,498	
				<b>2-INFRASTRUCTURE Total</b>		<b>1,838,568</b>	<b>1,836,498</b>	
				5-ADMINISTRATION	11XX-SALARIES & BENEFITS	54,856	15,430	15,430
					21XX-TRAVEL	45,947	38,623	38,623
					22XX-TRANSPORTION			
					23XX-RENT, COMM, UTILITIES			
					24XX-PRINT & REPRO			
					26XX-SUPPLIES & MATERIALS			
				<b>5-ADMINISTRATION Total</b>		<b>100,803</b>	<b>54,053</b>	<b>54,053</b>



PROG CODE	STATE NAME	EVENT NAME	DECLARED	PROGRAM AREA	PROGRAM NAME	ALLOCATIONS	OBLIGATIONS	EXPENDITURES
3233EM	SOUTH CAROLINA	KATRINA	9/10/2005	2-INFRASTRUCTURE	416X-PUBLIC ASSISTANCE	3,614,915	3,594,917	3,468,013
				<b>2-INFRASTRUCTURE Total</b>		<b>3,614,915</b>	<b>3,594,917</b>	<b>3,468,013</b>
				5-ADMINISTRATION	11XX-SALARIES & BENEFITS			
					21XX-TRAVEL	40,089	40,089	40,089
					22XX-TRANSPORTION			
					23XX-RENT, COMM, UTILITIES			
					24XX-PRINT & REPRO			
	2501-MISSIONS-FOS	2,000	2,000					
	26XX-SUPPLIES & MATERIALS							
<b>5-ADMINISTRATION Total</b>		<b>42,089</b>	<b>42,089</b>	<b>40,089</b>				
<b>3233EM Total</b>						<b>3,657,004</b>	<b>3,637,006</b>	<b>3,508,102</b>
3234EM	SOUTH DAKOTA	KATRINA	9/10/2005	2-INFRASTRUCTURE	416X-PUBLIC ASSISTANCE	261,722	261,676	211,332
				<b>2-INFRASTRUCTURE Total</b>		<b>261,722</b>	<b>261,676</b>	<b>211,332</b>
				5-ADMINISTRATION	11XX-SALARIES & BENEFITS			
					21XX-TRAVEL	20,700	2,086	2,086
					22XX-TRANSPORTION	10,000	10,000	8,266
					23XX-RENT, COMM, UTILITIES			
					24XX-PRINT & REPRO			
	26XX-SUPPLIES & MATERIALS	2,000						
<b>5-ADMINISTRATION Total</b>		<b>32,700</b>	<b>12,086</b>	<b>10,352</b>				
<b>3234EM Total</b>						<b>294,422</b>	<b>273,761</b>	<b>221,684</b>
3235EM	PENNSYLVANIA	KATRINA	9/10/2005	2-INFRASTRUCTURE	416X-PUBLIC ASSISTANCE	2,890,000	2,889,660	2,039,624
				<b>2-INFRASTRUCTURE Total</b>		<b>2,890,000</b>	<b>2,889,660</b>	<b>2,039,624</b>
				5-ADMINISTRATION	11XX-SALARIES & BENEFITS			
					21XX-TRAVEL	174,346	174,306	174,306
					22XX-TRANSPORTION	101,429	92,583	90,341
					23XX-RENT, COMM, UTILITIES			
					24XX-PRINT & REPRO			
	26XX-SUPPLIES & MATERIALS							
<b>5-ADMINISTRATION Total</b>		<b>275,775</b>	<b>266,888</b>	<b>264,647</b>				
<b>3235EM Total</b>						<b>3,165,775</b>	<b>3,156,548</b>	<b>2,304,270</b>
3236EM	KANSAS	KATRINA	9/10/2005	2-INFRASTRUCTURE	416X-PUBLIC ASSISTANCE	163,200	163,069	153,933
				<b>2-INFRASTRUCTURE Total</b>		<b>163,200</b>	<b>163,069</b>	<b>153,933</b>
				5-ADMINISTRATION	11XX-SALARIES & BENEFITS			
					21XX-TRAVEL	351	351	351
					22XX-TRANSPORTION			
					23XX-RENT, COMM, UTILITIES			
					24XX-PRINT & REPRO			
	26XX-SUPPLIES & MATERIALS							
<b>5-ADMINISTRATION Total</b>		<b>351</b>	<b>351</b>	<b>351</b>				
<b>3236EM Total</b>						<b>163,551</b>	<b>163,419</b>	<b>154,284</b>
3237EM	ALABAMA	KATRINA	9/10/2005	2-INFRASTRUCTURE	416X-PUBLIC ASSISTANCE	3,000,000	2,840,416	2,808,190
				<b>2-INFRASTRUCTURE Total</b>		<b>3,000,000</b>	<b>2,840,416</b>	<b>2,808,190</b>
				4-OPERATIONS	2508-MISSIONS-DFA	1,000,000	1,000,000	
				<b>4-OPERATIONS Total</b>		<b>1,000,000</b>	<b>1,000,000</b>	
				5-ADMINISTRATION	11XX-SALARIES & BENEFITS			
					21XX-TRAVEL			
					22XX-TRANSPORTION			
	23XX-RENT, COMM, UTILITIES							
	24XX-PRINT & REPRO							
	26XX-SUPPLIES & MATERIALS							
<b>5-ADMINISTRATION Total</b>								
<b>3237EM Total</b>						<b>4,000,000</b>	<b>3,840,416</b>	<b>2,808,190</b>
3238EM	INDIANA	KATRINA	9/10/2005	2-INFRASTRUCTURE	416X-PUBLIC ASSISTANCE	4,127,992	3,930,006	36,250
				<b>2-INFRASTRUCTURE Total</b>		<b>4,127,992</b>	<b>3,930,006</b>	<b>36,250</b>
				5-ADMINISTRATION	11XX-SALARIES & BENEFITS			
					21XX-TRAVEL	12,264	1,942	1,942
					22XX-TRANSPORTION	10,600	450	354
					23XX-RENT, COMM, UTILITIES			
					24XX-PRINT & REPRO			
	26XX-SUPPLIES & MATERIALS							
<b>5-ADMINISTRATION Total</b>		<b>22,864</b>	<b>2,392</b>	<b>2,297</b>				
<b>3238EM Total</b>						<b>4,150,856</b>	<b>3,932,398</b>	<b>38,546</b>
3239EM	IOWA	KATRINA	9/10/2005	2-INFRASTRUCTURE	416X-PUBLIC ASSISTANCE	222,618	222,618	215,650
				<b>2-INFRASTRUCTURE Total</b>		<b>222,618</b>	<b>222,618</b>	<b>215,650</b>
				5-ADMINISTRATION	11XX-SALARIES & BENEFITS	10,350	712	712

PROG CODE	STATE NAME	EVENT NAME	DECLARED	PROGRAM AREA	PROGRAM NAME	ALLOCATIONS	OBLIGATIONS	EXPENDITURES
					21XX-TRAVEL	4,928	4,928	4,928
					22XX-TRANSPORTION			
					23XX-RENT, COMM, UTILITIES			
					24XX-PRINT & REPRO			
					26XX-SUPPLIES & MATERIALS			
					<b>5-ADMINISTRATION Total</b>	<b>15,278</b>	<b>5,639</b>	<b>5,639</b>
<b>3239EM Total</b>						<b>237,895</b>	<b>228,257</b>	<b>221,289</b>
3240EM	VIRGINIA	KATRINA	9/12/2005	2-INFRASTRUCTURE	2594-INSPECTIONS	339,100	339,100	183,181
					416X-PUBLIC ASSISTANCE	254,000	253,746	240,500
					<b>2-INFRASTRUCTURE Total</b>	<b>593,100</b>	<b>592,846</b>	<b>423,680</b>
				5-ADMINISTRATION	11XX-SALARIES & BENEFITS	102,910	100,785	100,785
					21XX-TRAVEL	28,000	10,737	10,737
					22XX-TRANSPORTION			
					23XX-RENT, COMM, UTILITIES			
					24XX-PRINT & REPRO			
					26XX-SUPPLIES & MATERIALS			
					<b>5-ADMINISTRATION Total</b>	<b>130,910</b>	<b>111,522</b>	<b>111,522</b>
<b>3240EM Total</b>						<b>724,010</b>	<b>704,368</b>	<b>535,202</b>
3241EM	ARIZONA	KATRINA	9/12/2005	2-INFRASTRUCTURE	416X-PUBLIC ASSISTANCE	5,292,410	5,292,115	5,196,293
					<b>2-INFRASTRUCTURE Total</b>	<b>5,292,410</b>	<b>5,292,115</b>	<b>5,196,293</b>
				5-ADMINISTRATION	11XX-SALARIES & BENEFITS	76,680	86,237	86,237
					21XX-TRAVEL	180,758	169,825	168,520
					22XX-TRANSPORTION			
					23XX-RENT, COMM, UTILITIES			
					24XX-PRINT & REPRO			
					2501-MISSIONS-FOS	2,000,000	2,000,000	1,963
					26XX-SUPPLIES & MATERIALS			
					<b>5-ADMINISTRATION Total</b>	<b>2,257,438</b>	<b>2,256,062</b>	<b>256,720</b>
<b>3241EM Total</b>						<b>7,549,848</b>	<b>7,548,177</b>	<b>5,453,013</b>
3242EM	MINNESOTA	KATRINA	9/13/2005	2-INFRASTRUCTURE	416X-PUBLIC ASSISTANCE	15,000,000	3,893,657	1,433,962
					<b>2-INFRASTRUCTURE Total</b>	<b>15,000,000</b>	<b>3,893,657</b>	<b>1,433,962</b>
				5-ADMINISTRATION	11XX-SALARIES & BENEFITS	11,150		
					21XX-TRAVEL	13,300	1,927	1,905
					22XX-TRANSPORTION			
					23XX-RENT, COMM, UTILITIES			
					24XX-PRINT & REPRO			
					26XX-SUPPLIES & MATERIALS			
					<b>5-ADMINISTRATION Total</b>	<b>24,450</b>	<b>1,927</b>	<b>1,905</b>
<b>3242EM Total</b>						<b>15,024,450</b>	<b>3,895,584</b>	<b>1,435,868</b>
3243EM	NEVADA	KATRINA	9/13/2005	2-INFRASTRUCTURE	416X-PUBLIC ASSISTANCE	1,000,000	705,623	537,438
					<b>2-INFRASTRUCTURE Total</b>	<b>1,000,000</b>	<b>705,623</b>	<b>537,438</b>
				5-ADMINISTRATION	11XX-SALARIES & BENEFITS	102,420	105,851	105,851
					21XX-TRAVEL	214,799	197,088	191,061
					22XX-TRANSPORTION			
					23XX-RENT, COMM, UTILITIES			
					24XX-PRINT & REPRO			
					26XX-SUPPLIES & MATERIALS			
					<b>5-ADMINISTRATION Total</b>	<b>317,219</b>	<b>302,939</b>	<b>296,913</b>
<b>3243EM Total</b>						<b>1,317,219</b>	<b>1,008,562</b>	<b>834,351</b>
3244EM	IDAHO	KATRINA	9/13/2005	2-INFRASTRUCTURE	416X-PUBLIC ASSISTANCE	643,377	643,370	143,336
					<b>2-INFRASTRUCTURE Total</b>	<b>643,377</b>	<b>643,370</b>	<b>143,336</b>
				5-ADMINISTRATION	11XX-SALARIES & BENEFITS	20,700	5,965	5,965
					21XX-TRAVEL	15,000	4,143	3,894
					22XX-TRANSPORTION			
					23XX-RENT, COMM, UTILITIES			
					24XX-PRINT & REPRO			
					26XX-SUPPLIES & MATERIALS			
					<b>5-ADMINISTRATION Total</b>	<b>35,700</b>	<b>10,108</b>	<b>9,860</b>
<b>3244EM Total</b>						<b>679,077</b>	<b>653,478</b>	<b>153,195</b>
3245EM	NEBRASKA	KATRINA	9/13/2005	2-INFRASTRUCTURE	416X-PUBLIC ASSISTANCE	210,100	210,100	73,846
					<b>2-INFRASTRUCTURE Total</b>	<b>210,100</b>	<b>210,100</b>	<b>73,846</b>
				5-ADMINISTRATION	11XX-SALARIES & BENEFITS			
					21XX-TRAVEL	1,302	1,302	1,302
					22XX-TRANSPORTION			
					23XX-RENT, COMM, UTILITIES			
					24XX-PRINT & REPRO			

PROG CODE	STATE NAME	EVENT NAME	DECLARED	PROGRAM AREA	PROGRAM NAME	ALLOCATIONS	OBLIGATIONS	EXPENDITURES
					26XX-SUPPLIES & MATERIALS			
<b>5-ADMINISTRATION Total</b>						<b>1,302</b>	<b>1,302</b>	<b>1,302</b>
<b>3245EM Total</b>						<b>211,402</b>	<b>211,402</b>	<b>75,147</b>
3246EM	CONNECTICUT	KATRINA	9/13/2005	2-INFRASTRUCTURE	416X-PUBLIC ASSISTANCE	1,000,000	684,199	
<b>2-INFRASTRUCTURE Total</b>						<b>1,000,000</b>	<b>684,199</b>	
5-ADMINISTRATION						11XX-SALARIES & BENEFITS	23,373	17,516
						21XX-TRAVEL	19,928	6,209
						22XX-TRANSPORTION		
						23XX-RENT, COMM, UTILITIES		
						24XX-PRINT & REPRO		
						26XX-SUPPLIES & MATERIALS		
<b>5-ADMINISTRATION Total</b>						<b>43,301</b>	<b>37,443</b>	<b>23,725</b>
<b>3246EM Total</b>						<b>1,043,301</b>	<b>721,642</b>	<b>23,725</b>
3247EM	NORTH DAKOTA	KATRINA	9/13/2005	2-INFRASTRUCTURE	416X-PUBLIC ASSISTANCE	23,747	23,747	
<b>2-INFRASTRUCTURE Total</b>						<b>23,747</b>	<b>23,747</b>	
5-ADMINISTRATION						11XX-SALARIES & BENEFITS	20,700	9,037
						21XX-TRAVEL	17,053	16,689
						22XX-TRANSPORTION	500	
						23XX-RENT, COMM, UTILITIES		
						24XX-PRINT & REPRO		
						25XX-OTHER SERVICES	1,233	
						26XX-SUPPLIES & MATERIALS	2,500	
<b>5-ADMINISTRATION Total</b>						<b>41,985</b>	<b>27,322</b>	<b>25,726</b>
<b>3247EM Total</b>						<b>65,732</b>	<b>51,069</b>	<b>25,726</b>
3248EM	CALIFORNIA	KATRINA	9/13/2005	2-INFRASTRUCTURE	416X-PUBLIC ASSISTANCE	200,000	1,289	
<b>2-INFRASTRUCTURE Total</b>						<b>200,000</b>	<b>1,289</b>	
5-ADMINISTRATION						11XX-SALARIES & BENEFITS	338,820	361,328
						21XX-TRAVEL	364,500	317,152
						22XX-TRANSPORTION		
						23XX-RENT, COMM, UTILITIES		
						24XX-PRINT & REPRO		
						26XX-SUPPLIES & MATERIALS		
<b>5-ADMINISTRATION Total</b>						<b>703,320</b>	<b>696,784</b>	<b>678,481</b>
<b>3248EM Total</b>						<b>903,320</b>	<b>698,073</b>	<b>678,481</b>
3249EM	WISCONSIN	KATRINA	9/13/2005	2-INFRASTRUCTURE	416X-PUBLIC ASSISTANCE	3,501,228	2,970,100	868,441
<b>2-INFRASTRUCTURE Total</b>						<b>3,501,228</b>	<b>2,970,100</b>	<b>868,441</b>
5-ADMINISTRATION						11XX-SALARIES & BENEFITS	11,437	1,137
						21XX-TRAVEL	13,300	88
						22XX-TRANSPORTION		
						23XX-RENT, COMM, UTILITIES		
						24XX-PRINT & REPRO		
						26XX-SUPPLIES & MATERIALS		
<b>5-ADMINISTRATION Total</b>						<b>24,737</b>	<b>1,225</b>	<b>1,225</b>
<b>3249EM Total</b>						<b>3,525,965</b>	<b>2,971,325</b>	<b>869,666</b>
3250EM	OHIO	KATRINA	9/13/2005	2-INFRASTRUCTURE	416X-PUBLIC ASSISTANCE	2,518,180	2,491,579	1,883,928
<b>2-INFRASTRUCTURE Total</b>						<b>2,518,180</b>	<b>2,491,579</b>	<b>1,883,928</b>
5-ADMINISTRATION						11XX-SALARIES & BENEFITS	12,050	
						21XX-TRAVEL	13,300	
						22XX-TRANSPORTION		
						23XX-RENT, COMM, UTILITIES		
						24XX-PRINT & REPRO		
						26XX-SUPPLIES & MATERIALS		
<b>5-ADMINISTRATION Total</b>						<b>25,350</b>		
<b>3250EM Total</b>						<b>2,543,530</b>	<b>2,491,579</b>	<b>1,883,928</b>
3251EM	MARYLAND	KATRINA	9/13/2005	2-INFRASTRUCTURE	416X-PUBLIC ASSISTANCE	1,637,550	1,566,521	1,354,834
<b>2-INFRASTRUCTURE Total</b>						<b>1,637,550</b>	<b>1,566,521</b>	<b>1,354,834</b>
5-ADMINISTRATION						11XX-SALARIES & BENEFITS	44,214	28,479
						21XX-TRAVEL	62,112	54,443
						22XX-TRANSPORTION		
						23XX-RENT, COMM, UTILITIES		
						24XX-PRINT & REPRO		
						26XX-SUPPLIES & MATERIALS		
<b>5-ADMINISTRATION Total</b>						<b>106,326</b>	<b>82,921</b>	<b>82,921</b>
<b>3251EM Total</b>						<b>1,743,876</b>	<b>1,649,442</b>	<b>1,437,755</b>
3252EM	MASSACHUSETTS	KATRINA	9/13/2005	2-INFRASTRUCTURE	416X-PUBLIC ASSISTANCE	5,750,000	5,596,535	5,527,782
<b>2-INFRASTRUCTURE Total</b>						<b>5,750,000</b>	<b>5,596,535</b>	<b>5,527,782</b>

PROG CODE	STATE NAME	EVENT NAME	DECLARED	PROGRAM AREA	PROGRAM NAME	ALLOCATIONS	OBLIGATIONS	EXPENDITURES
				5-ADMINISTRATION	11XX-SALARIES & BENEFITS	300,080	285,038	285,038
					21XX-TRAVEL	165,166	160,566	136,980
					22XX-TRANSPORTION	1,000	1,000	1,000
					23XX-RENT, COMM, UTILITIES			
					24XX-PRINT & REPRO			
					26XX-SUPPLIES & MATERIALS			
				<b>5-ADMINISTRATION Total</b>		<b>466,246</b>	<b>446,604</b>	<b>423,018</b>
<b>3252EM Total</b>						<b>6,216,246</b>	<b>6,043,139</b>	<b>5,950,801</b>
3253EM	MONTANA	KATRINA	9/13/2005	2-INFRASTRUCTURE	416X-PUBLIC ASSISTANCE	400,000	397,372	117,810
				<b>2-INFRASTRUCTURE Total</b>		<b>400,000</b>	<b>397,372</b>	<b>117,810</b>
				5-ADMINISTRATION	11XX-SALARIES & BENEFITS	26,452	22,410	22,410
					21XX-TRAVEL	13,904	13,507	12,207
					22XX-TRANSPORTION			
					23XX-RENT, COMM, UTILITIES			
					24XX-PRINT & REPRO			
					26XX-SUPPLIES & MATERIALS			
				<b>5-ADMINISTRATION Total</b>		<b>2,500</b>		
<b>3253EM Total</b>						<b>42,856</b>	<b>35,917</b>	<b>34,617</b>
						<b>442,856</b>	<b>433,289</b>	<b>152,427</b>
3255EM	RHODE ISLAND	KATRINA	9/19/2005	2-INFRASTRUCTURE	416X-PUBLIC ASSISTANCE	1,500,000	1,131,503	927,088
				<b>2-INFRASTRUCTURE Total</b>		<b>1,500,000</b>	<b>1,131,503</b>	<b>927,088</b>
				5-ADMINISTRATION	11XX-SALARIES & BENEFITS	10,916	10,383	10,383
					21XX-TRAVEL	13,792	13,792	7,916
					22XX-TRANSPORTION			
					23XX-RENT, COMM, UTILITIES			
					24XX-PRINT & REPRO			
					26XX-SUPPLIES & MATERIALS			
				<b>5-ADMINISTRATION Total</b>		<b>24,708</b>	<b>24,175</b>	<b>18,300</b>
<b>3255EM Total</b>						<b>1,524,708</b>	<b>1,155,679</b>	<b>945,388</b>
3256EM	MAINE	KATRINA	9/19/2005	2-INFRASTRUCTURE	416X-PUBLIC ASSISTANCE	100,000	51,276	51,276
				<b>2-INFRASTRUCTURE Total</b>		<b>100,000</b>	<b>51,276</b>	<b>51,276</b>
				5-ADMINISTRATION	11XX-SALARIES & BENEFITS			
					21XX-TRAVEL	6,000	6,000	
					22XX-TRANSPORTION			
					23XX-RENT, COMM, UTILITIES			
					24XX-PRINT & REPRO			
					26XX-SUPPLIES & MATERIALS			
				<b>5-ADMINISTRATION Total</b>		<b>6,000</b>	<b>6,000</b>	
<b>3256EM Total</b>						<b>106,000</b>	<b>57,276</b>	<b>51,276</b>
3257EM	NEW JERSEY	KATRINA	9/19/2005	2-INFRASTRUCTURE	416X-PUBLIC ASSISTANCE	120,026	120,026	116,692
				<b>2-INFRASTRUCTURE Total</b>		<b>120,026</b>	<b>120,026</b>	<b>116,692</b>
				5-ADMINISTRATION	11XX-SALARIES & BENEFITS	62,651	53,338	53,338
					21XX-TRAVEL	18,466	7,948	7,349
					22XX-TRANSPORTION	200	200	158
					23XX-RENT, COMM, UTILITIES			
					24XX-PRINT & REPRO			
					26XX-SUPPLIES & MATERIALS			
				<b>5-ADMINISTRATION Total</b>		<b>81,317</b>	<b>61,486</b>	<b>60,846</b>
<b>3257EM Total</b>						<b>201,343</b>	<b>181,512</b>	<b>177,538</b>
3258EM	NEW HAMPSHIRE	KATRINA	9/19/2005	2-INFRASTRUCTURE	416X-PUBLIC ASSISTANCE	100,000	9,887	9,887
				<b>2-INFRASTRUCTURE Total</b>		<b>100,000</b>	<b>9,887</b>	<b>9,887</b>
				5-ADMINISTRATION	11XX-SALARIES & BENEFITS			
					21XX-TRAVEL	6,000	6,000	92
					22XX-TRANSPORTION			
					23XX-RENT, COMM, UTILITIES			
					24XX-PRINT & REPRO			
					26XX-SUPPLIES & MATERIALS			
				<b>5-ADMINISTRATION Total</b>		<b>6,000</b>	<b>6,000</b>	<b>92</b>
<b>3258EM Total</b>						<b>106,000</b>	<b>15,887</b>	<b>9,979</b>
3259EM	FLORIDA	RITA	9/20/2005	2-INFRASTRUCTURE	416X-PUBLIC ASSISTANCE	9,100,000	8,921,857	5,203,714
				<b>2-INFRASTRUCTURE Total</b>		<b>9,100,000</b>	<b>8,921,857</b>	<b>5,203,714</b>
				4-OPERATIONS	2508-MISSIONS-DFA	10,000	10,000	
				<b>4-OPERATIONS Total</b>		<b>10,000</b>	<b>10,000</b>	
				5-ADMINISTRATION	11XX-SALARIES & BENEFITS	19,741	19,741	19,741
					21XX-TRAVEL	25,060	25,060	25,060
					22XX-TRANSPORTION			
					23XX-RENT, COMM, UTILITIES			

PROG CODE	STATE NAME	EVENT NAME	DECLARED	PROGRAM AREA	PROGRAM NAME	ALLOCATIONS	OBLIGATIONS	EXPENDITURES
					24XX-PRINT & REPRO			
					2501-MISSIONS-FOS	1,236,000	1,236,000	24,459
					26XX-SUPPLIES & MATERIALS			
				<b>5-ADMINISTRATION Total</b>		<b>1,280,801</b>	<b>1,280,801</b>	<b>69,260</b>
<b>3259EM Total</b>						<b>10,390,801</b>	<b>10,212,657</b>	<b>5,272,973</b>
3260EM	LOUISIANA	RITA	9/21/2005	2-INFRASTRUCTURE	416X-PUBLIC ASSISTANCE			
				<b>2-INFRASTRUCTURE Total</b>				
				4-OPERATIONS	2508-MISSIONS-DFA	100,000	100,000	
				<b>4-OPERATIONS Total</b>		<b>100,000</b>	<b>100,000</b>	
				5-ADMINISTRATION	11XX-SALARIES & BENEFITS			
					21XX-TRAVEL			
					22XX-TRANSPORTION			
					23XX-RENT, COMM, UTILITIES			
					24XX-PRINT & REPRO			
					2501-MISSIONS-FOS	175,000	175,000	
					26XX-SUPPLIES & MATERIALS			
				<b>5-ADMINISTRATION Total</b>		<b>175,000</b>	<b>175,000</b>	
<b>3260EM Total</b>						<b>275,000</b>	<b>275,000</b>	
3261EM	TEXAS	RITA	9/21/2005	2-INFRASTRUCTURE	416X-PUBLIC ASSISTANCE	6,015,000	5,983,918	5,668,990
				<b>2-INFRASTRUCTURE Total</b>		<b>6,015,000</b>	<b>5,983,918</b>	<b>5,668,990</b>
				4-OPERATIONS	2508-MISSIONS-DFA	5,000,000	5,000,000	
				<b>4-OPERATIONS Total</b>		<b>5,000,000</b>	<b>5,000,000</b>	
				5-ADMINISTRATION	11XX-SALARIES & BENEFITS	18,793	18,793	18,793
					21XX-TRAVEL	13,238	13,238	13,238
					22XX-TRANSPORTION			
					23XX-RENT, COMM, UTILITIES	50,000	50,000	4,733
					24XX-PRINT & REPRO	20,000	20,000	20,000
					2501-MISSIONS-FOS	92,630,802	92,630,802	4,076,547
					25XX-OTHER SERVICES	1,165,737	1,165,737	551,700
					26XX-SUPPLIES & MATERIALS	591,787	591,787	397,723
					31XX-EQUIPMENT	1,363,983	1,363,983	1,312,357
				<b>5-ADMINISTRATION Total</b>		<b>95,854,341</b>	<b>95,854,341</b>	<b>6,395,092</b>
<b>3261EM Total</b>						<b>106,869,341</b>	<b>106,838,259</b>	<b>12,064,082</b>
3262EM	NEW YORK	KATRINA	9/30/2005	2-INFRASTRUCTURE	416X-PUBLIC ASSISTANCE	2,259,214	1,644,588	1,506,239
				<b>2-INFRASTRUCTURE Total</b>		<b>2,259,214</b>	<b>1,644,588</b>	<b>1,506,239</b>
				5-ADMINISTRATION	11XX-SALARIES & BENEFITS	273,100	232,046	232,046
					21XX-TRAVEL	80,800	77,680	70,337
					22XX-TRANSPORTION	200	200	200
				<b>5-ADMINISTRATION Total</b>		<b>354,100</b>	<b>309,925</b>	<b>302,583</b>
<b>3262EM Total</b>						<b>2,613,314</b>	<b>1,954,514</b>	<b>1,808,822</b>
3263EM	DELAWARE	KATRINA	9/30/2005	2-INFRASTRUCTURE	416X-PUBLIC ASSISTANCE	101,941	100,286	95,419
				<b>2-INFRASTRUCTURE Total</b>		<b>101,941</b>	<b>100,286</b>	<b>95,419</b>
				5-ADMINISTRATION	11XX-SALARIES & BENEFITS	45,400		
					21XX-TRAVEL	3,500	443	443
				<b>5-ADMINISTRATION Total</b>		<b>48,900</b>	<b>443</b>	<b>443</b>
<b>3263EM Total</b>						<b>150,841</b>	<b>100,729</b>	<b>95,862</b>
<b>Grand Total</b>						<b>37,701,250,897</b>	<b>35,869,094,847</b>	<b>22,162,937,766</b>



**FINANCIAL INFORMATION TOOL**  
**FOR HURRICANE KATRINA, RITA, & WILMA DECLARATIONS ONLY**  
**MISSION ASSIGNMENTS ONLY**

**AS OF 08-23-2006**

<b>AGENCY</b>	<b>OBLIGATIONS</b>	<b>EXPENDITURES</b>
AID	17,354,000	13,561
APHIS	400,000	
ARC	50,000	11,159
BIA	317,600	
BTS	200,000	
BUREC	2,089,000	
CBP	42,957,949	6,226,284
CDC	17,423,500	
CIA	200,000	
CNCS	4,424,126	1,016
COE-LRD	2,522	2,522
COE-MVD	4,200,701,516	872,362,536
COE-NAD		
COE-SAD	474,676,445	89,494,926
COE-SWD	265,928,900	146,097,483
DHSOIG	200,000	
DHUD	83,042,680	36,110,488
DOC	1,700,000	409,820
DOD	1,020,486,169	324,918,960
DOE	505,000	52,026
DOED	205,000	
DOI	1,387,784	93,213
DOL	314,946	14,946
DOS	55,000	
DOT	558,701,430	320,488,822
EEOC	200,000	
EPA	357,371,200	10,243,792
FAA		
FCC	200,000	
FCSIC	200,000	
FLETC	460,103	459,381
FMSHRC	200,000	
FNS	20,000	
FPS	242,693,701	62,381,080
GSA	79,017,018	955,117

AGENCY	OBLIGATIONS	EXPENDITURES
HHS	249,354,997	2,737,331
IAIP	214,000	
ICE	36,417,200	266,152
MSPB		
NAR	880,380	
NASA	541,500	
NCPC	7,469	7,469
NCS	13,220,685	274,875
NCUA		
NGA	1,380,000	5,714
NLRB	240,000	215,543
NOAA	5,155,000	
NPS	157,000	
NRC	200,000	
NSF	200,000	
OCFO	210,000	
OPM	615,000	
OSHA	21,625,000	3,493,729
OSLGCP	200,000	
RRB	5,419	5,419
S&T	100,000	
SBA	200,000	
SCS	11,800	
SEC	2,000	
SSA	1,042,397	817,397
TREAS	2,790,650	65,863
TSA	455,000	
TVA	11,264,271	5,804,686
USCG	443,418,501	12,408,235
USCIS	910,000	
USDA	19,360,500	
USDJ	55,794,600	5,582,690
USFS	365,680,288	8,593,437
USFWS		
USGS	499,300	
USPC	5,697,217	546,985
USPHS		
USPS	1,126,889	129,208
USSS	8,800	
VA	10,075,000	
<b>Grand Total</b>	<b>8,622,746,452</b>	<b>1,911,291,863</b>

**FINANCIAL INFORMATION TOOL  
FOR HURRICANE KATRINA, RITA, & WILMA DECLARATIONS ONLY  
MISSION ASSIGNMENTS ONLY  
AS OF 08-23-2006**

PROG CODE	STATE NAME	EVENT NAME	AGENCY	PROGRAM NAME	OBLIGATIONS	EXPENDITURES
1602DR	FLORIDA	KATRINA	CBP	2501-MISSIONS-FOS	11,447,424	6,226,284
			COE-SAD	2501-MISSIONS-FOS	335,000	43,895
			DOD	2501-MISSIONS-FOS	100,000	
			DOE	2501-MISSIONS-FOS	10,000	
			DOT	2501-MISSIONS-FOS	2,018,500	1,004,749
			EPA	2501-MISSIONS-FOS	20,000	
			GSA	2501-MISSIONS-FOS	155,000	
			HHS	2501-MISSIONS-FOS	365,000	
			NCS	2501-MISSIONS-FOS	10,000	
			USCG	2501-MISSIONS-FOS	1	
			USDA	2501-MISSIONS-FOS	10,000	
				2507-MISSIONS-TA	10,000	
				USFS	2501-MISSIONS-FOS	725,000
<b>1602DR Total</b>					<b>15,205,925</b>	<b>7,286,337</b>
1603DR	LOUISIANA	KATRINA	APHIS	2501-MISSIONS-FOS	368,000	
				2508-MISSIONS-DFA	12,000	
			ARC	2501-MISSIONS-FOS	50,000	11,159
			BUREC	2501-MISSIONS-FOS	1,089,000	
			CBP	2501-MISSIONS-FOS	16,005,525	
			CDC	2508-MISSIONS-DFA	17,423,500	
			CNCS	2501-MISSIONS-FOS	1,524,626	
			COE-MVD	2501-MISSIONS-FOS	47,434,364	6,466,058
				2507-MISSIONS-TA	7,000,000	1,671,901
				2508-MISSIONS-DFA	2,131,757,000	441,007,614
			DHUD	2501-MISSIONS-FOS	3,695,000	1,809,847
				2508-MISSIONS-DFA	79,000,000	34,184,914
			DOC	2501-MISSIONS-FOS	150,000	
			DOD	2501-MISSIONS-FOS	111,197,000	18,328,195
				2507-MISSIONS-TA	384,500	
				2508-MISSIONS-DFA	28,684,427	5,061,218
			DOE	2501-MISSIONS-FOS	80,000	
			DOED	2508-MISSIONS-DFA		
			DOI	2501-MISSIONS-FOS	359,000	
			DOL	2501-MISSIONS-FOS		
			DOS	2501-MISSIONS-FOS	55,000	
			DOT	2501-MISSIONS-FOS	60,961,591	17,892,533
				2508-MISSIONS-DFA	292,190,095	178,436,381
			EPA	2501-MISSIONS-FOS	22,517,000	
				2507-MISSIONS-TA	2,500,000	
				2508-MISSIONS-DFA	197,000,000	
			FNS	2501-MISSIONS-FOS	20,000	
			FPS	2501-MISSIONS-FOS	156,783,020	61,833,932
				2507-MISSIONS-TA		
				2508-MISSIONS-DFA		
			GSA	2501-MISSIONS-FOS	2,949,500	64,864
				2508-MISSIONS-DFA		
			HHS	2501-MISSIONS-FOS	615,000	
2507-MISSIONS-TA	30,000					
2508-MISSIONS-DFA	82,686,997					

PROG CODE	STATE NAME	EVENT NAME	AGENCY	PROGRAM NAME	OBLIGATIONS	EXPENDITURES
			ICE	2501-MISSIONS-FOS	12,405,000	
				2508-MISSIONS-DFA	18,500,000	
			NAR	2508-MISSIONS-DFA	855,380	
			NASA	2501-MISSIONS-FOS	91,500	
			NCS	2501-MISSIONS-FOS	3,900,000	275,024
				2508-MISSIONS-DFA	1,000,000	
			NGA	2501-MISSIONS-FOS	520,000	
			NOAA	2501-MISSIONS-FOS	1,750,000	
			OCFO	2501-MISSIONS-FOS	10,000	
			OSHA	2501-MISSIONS-FOS	525,000	
			SBA	2501-MISSIONS-FOS		
			TREAS	2501-MISSIONS-FOS	160,000	
			TVA	2501-MISSIONS-FOS	1,937,772	1,141,484
				2508-MISSIONS-DFA		
			USCG	2501-MISSIONS-FOS	3,275,000	411,709
				2507-MISSIONS-TA	37,500	
				2508-MISSIONS-DFA	165,000,000	11,378,086
			USDA	2501-MISSIONS-FOS	1,176,000	
				2508-MISSIONS-DFA	10,000,000	
			USDJ	2501-MISSIONS-FOS	2,764,600	127,136
				2507-MISSIONS-TA	150,000	
				2508-MISSIONS-DFA	45,313,000	5,282,576
			USFS	2501-MISSIONS-FOS	138,600,000	8,238,738
				2508-MISSIONS-DFA		
			USGS	2501-MISSIONS-FOS	250,000	
			USPHS	2501-MISSIONS-FOS		
			USPS	2501-MISSIONS-FOS	83,270	83,270
			VA	2501-MISSIONS-FOS	50,000	
<b>1603DR Total</b>					<b>3,672,876,167</b>	<b>793,706,641</b>
1604DR	MISSISSIPPI	KATRINA	AID	2501-MISSIONS-FOS	17,314,000	10,734
			BTS	2501-MISSIONS-FOS	200,000	
			CBP	2501-MISSIONS-FOS	3,505,000	
				2508-MISSIONS-DFA		
			CNCS	2501-MISSIONS-FOS	7,500	
				2508-MISSIONS-DFA	1,008,000	1,016
			COE-LRD	2501-MISSIONS-FOS	2,522	2,522
			COE-MVD	2501-MISSIONS-FOS	454,775,740	114,458,360
				2507-MISSIONS-TA	243,256	129,871
				2508-MISSIONS-DFA	1,271,755,595	216,672,497
			COE-SAD	2501-MISSIONS-FOS		
			DHSOIG	2501-MISSIONS-FOS	200,000	
			DHUD	2501-MISSIONS-FOS	127,680	55,451
			DOC	2501-MISSIONS-FOS	1,300,000	409,820
				2507-MISSIONS-TA	50,000	
			DOD	2501-MISSIONS-FOS	770,190,415	291,730,841
				2508-MISSIONS-DFA	54,950,345	4,125,268
			DOE	2501-MISSIONS-FOS	270,000	52,026
			DOED	2501-MISSIONS-FOS	205,000	
			DOI	2501-MISSIONS-FOS	995,400	93,213
			DOL	2501-MISSIONS-FOS	314,946	14,946
			DOS	2501-MISSIONS-FOS		
			DOT	2501-MISSIONS-FOS	65,011,314	44,362,610
				2507-MISSIONS-TA	50,000	
				2508-MISSIONS-DFA	3,353,213	
			EEOC	2501-MISSIONS-FOS	200,000	

PROG CODE	STATE NAME	EVENT NAME	AGENCY	PROGRAM NAME	OBLIGATIONS	EXPENDITURES
			EPA	2501-MISSIONS-FOS	2,529,200	749,562
				2507-MISSIONS-TA	12,300,000	1,543,423
				2508-MISSIONS-DFA	55,500,000	6,805,793
			FAA	2501-MISSIONS-FOS		
				2501-MISSIONS-FOS	200,000	
			FCSIC	2501-MISSIONS-FOS	200,000	
			FLETC	2501-MISSIONS-FOS	460,103	459,381
			FMSHRC	2501-MISSIONS-FOS	200,000	
			FPS	2501-MISSIONS-FOS	28,452,767	324,052
				2508-MISSIONS-DFA	700,000	168,611
			GSA	2501-MISSIONS-FOS	60,352,018	719,859
				2508-MISSIONS-DFA		
			HHS	2501-MISSIONS-FOS	695,000	
				2507-MISSIONS-TA	207,500	
				2508-MISSIONS-DFA	64,815,500	2,737,331
			IAIP	2501-MISSIONS-FOS	214,000	
			ICE	2501-MISSIONS-FOS	5,012,200	266,152
			MSPB	2501-MISSIONS-FOS		
			NAR	2501-MISSIONS-FOS	25,000	
			NASA	2501-MISSIONS-FOS	400,000	
				2508-MISSIONS-DFA	50,000	
			NCPC	2501-MISSIONS-FOS	7,469	7,469
			NCS	2501-MISSIONS-FOS	2,325,000	
				2508-MISSIONS-DFA		
			NCUA	2501-MISSIONS-FOS		
			NGA	2501-MISSIONS-FOS	170,000	5,714
			NLRB	2501-MISSIONS-FOS	240,000	215,543
			NOAA	2501-MISSIONS-FOS		
				2508-MISSIONS-DFA	500,000	
			NPS	2507-MISSIONS-TA	157,000	
			NRC	2501-MISSIONS-FOS	200,000	
			NSF	2501-MISSIONS-FOS	200,000	
			OCFO	2501-MISSIONS-FOS	200,000	
			OPM	2501-MISSIONS-FOS	615,000	
			OSHA	2501-MISSIONS-FOS	21,100,000	3,493,729
			OSLGCP	2501-MISSIONS-FOS	200,000	
			RRB	2501-MISSIONS-FOS	5,419	5,419
			S&T	2501-MISSIONS-FOS	100,000	
			SBA	2501-MISSIONS-FOS	200,000	
			SCS	2501-MISSIONS-FOS	11,800	
			SEC	2501-MISSIONS-FOS	2,000	
			SSA	2501-MISSIONS-FOS	842,397	817,397
			TREAS	2501-MISSIONS-FOS	2,370,650	31,218
			TSA	2501-MISSIONS-FOS	455,000	
			TVA	2501-MISSIONS-FOS	2,610,876	1,624,404
			USCG	2501-MISSIONS-FOS	13,970,000	324,292
				2508-MISSIONS-DFA	232,000,000	
			USCIS	2501-MISSIONS-FOS	910,000	
			USDA	2501-MISSIONS-FOS	112,000	
				2507-MISSIONS-TA	12,500	
				2508-MISSIONS-DFA	1,200,000	
			USDJ	2501-MISSIONS-FOS	2,655,000	40,668
				2508-MISSIONS-DFA	4,867,000	132,310
			USFS	2501-MISSIONS-FOS	8,495,000	18,479
				2507-MISSIONS-TA	50,000	

PROG CODE	STATE NAME	EVENT NAME	AGENCY	PROGRAM NAME	OBLIGATIONS	EXPENDITURES
				2508-MISSIONS-DFA	5,500,000	8,944
			USGS	2501-MISSIONS-FOS	125,300	
			USPC	2501-MISSIONS-FOS	4,697,217	546,985
			USPS	2501-MISSIONS-FOS	43,619	28,619
			USSS	2501-MISSIONS-FOS	8,800	
			VA	2501-MISSIONS-FOS	25,000	
<b>1604DR Total</b>					<b>3,185,527,261</b>	<b>693,194,526</b>
1605DR	ALABAMA	KATRINA	AID	2501-MISSIONS-FOS	40,000	2,827
			CNCS	2508-MISSIONS-DFA	500,000	
			COE-SAD	2501-MISSIONS-FOS	30,300,000	11,893,815
				2508-MISSIONS-DFA	151,000,000	56,542,356
			DHUD	2501-MISSIONS-FOS		
			DOD	2501-MISSIONS-FOS	2,669,482	12,201
			DOE	2501-MISSIONS-FOS	10,000	
			DOS	2501-MISSIONS-FOS		
			DOT	2501-MISSIONS-FOS	24,057,500	13,416,940
			EPA	2501-MISSIONS-FOS	10,000	4,164
				2507-MISSIONS-TA	3,000,000	119,628
				2508-MISSIONS-DFA	17,000,000	1,007,719
			FPS	2501-MISSIONS-FOS	5,452,500	54,485
			GSA	2501-MISSIONS-FOS	11,260,000	3,850
			HHS	2501-MISSIONS-FOS	50,000	
				2508-MISSIONS-DFA		
			NCS	2501-MISSIONS-FOS	73,000	
			TREAS	2501-MISSIONS-FOS	180,000	34,645
			TVA	2501-MISSIONS-FOS	3,457,622	988,528
			USCG	2501-MISSIONS-FOS	2,275,000	294,148
				2508-MISSIONS-DFA		
			USDA	2501-MISSIONS-FOS	20,000	
			USFS	2501-MISSIONS-FOS	1,260,000	22,030
			USGS	2501-MISSIONS-FOS	70,500	
			USPS	2501-MISSIONS-FOS	1,000,000	17,319
<b>1605DR Total</b>					<b>253,685,605</b>	<b>84,414,656</b>
1606DR	TEXAS	RITA	ARC	2501-MISSIONS-FOS		
			BIA	2508-MISSIONS-DFA	317,600	
			CNCS	2508-MISSIONS-DFA	224,000	
			COE-MVD	2507-MISSIONS-TA	50,000	
			COE-SWD	2501-MISSIONS-FOS	41,888,900	15,582,053
				2507-MISSIONS-TA	100,000	10,594
				2508-MISSIONS-DFA	213,350,000	130,489,878
			DHUD	2501-MISSIONS-FOS	120,000	60,276
			DOD	2501-MISSIONS-FOS	23,100,000	20,676
				2508-MISSIONS-DFA	2,810,000	
			DOE	2501-MISSIONS-FOS	50,000	
			DOI	2501-MISSIONS-FOS	5,000	
			DOT	2501-MISSIONS-FOS	30,480,742	21,800,960
			EPA	2501-MISSIONS-FOS	10,000	
			FPS	2501-MISSIONS-FOS	7,768,817	
			GSA	2501-MISSIONS-FOS	30,000	27,920
			HHS	2501-MISSIONS-FOS	21,000,000	
			NCS	2501-MISSIONS-FOS	340,000	(150)
			NGA	2501-MISSIONS-FOS	690,000	
			NOAA	2501-MISSIONS-FOS	2,790,000	
			TREAS	2501-MISSIONS-FOS	70,000	
			TVA	2501-MISSIONS-FOS	2,080,000	1,478,426

PROG CODE	STATE NAME	EVENT NAME	AGENCY	PROGRAM NAME	OBLIGATIONS	EXPENDITURES
			USCG	2501-MISSIONS-FOS	100,000	
				2508-MISSIONS-DFA	8,000,000	
			USDA	2501-MISSIONS-FOS	280,000	
				2508-MISSIONS-DFA	650,000	
			USFS	2501-MISSIONS-FOS	124,050,000	8,794
			USGS	2501-MISSIONS-FOS		
			USPC	2501-MISSIONS-FOS	1,000,000	
			VA	2508-MISSIONS-DFA	10,000,000	
<b>1606DR Total</b>					<b>491,355,059</b>	<b>169,479,428</b>
1607DR	LOUISIANA	RITA	BUREC	2501-MISSIONS-FOS	1,000,000	
			CDC	2501-MISSIONS-FOS		
			COE-MVD	2501-MISSIONS-FOS	1,675,000	973,438
				2507-MISSIONS-TA	600,000	264,985
				2508-MISSIONS-DFA	285,250,000	90,661,407
			DOD	2501-MISSIONS-FOS		
				2508-MISSIONS-DFA	11,000,000	1,576,361
			DOT	2501-MISSIONS-FOS	25,110,000	17,713,668
				2508-MISSIONS-DFA	10,000,000	1,436,624
			EPA	2508-MISSIONS-DFA	39,500,000	
			FPS	2501-MISSIONS-FOS	5,000,000	
			GSA	2501-MISSIONS-FOS	525,500	37,964
			HHS	2508-MISSIONS-DFA	20,100,000	
			NCS	2501-MISSIONS-FOS	5,002,685	
			TREAS	2501-MISSIONS-FOS	10,000	
			USCG	2508-MISSIONS-DFA	18,400,000	
			USDA	2508-MISSIONS-DFA	5,500,000	
			USFS	2508-MISSIONS-DFA	35,000,000	
			USGS	2508-MISSIONS-DFA	36,000	
<b>1607DR Total</b>					<b>463,709,185</b>	<b>112,664,447</b>
1609DR	FLORIDA	WILMA	CIA	2501-MISSIONS-FOS	200,000	
			CNCS	2508-MISSIONS-DFA	1,160,000	
			COE-SAD	2501-MISSIONS-FOS	69,936,445	10,843,231
				2507-MISSIONS-TA	600,000	318,426
				2508-MISSIONS-DFA	222,350,000	9,828,743
			DOC	2501-MISSIONS-FOS	200,000	
			DOD	2501-MISSIONS-FOS	2,650,000	859,035
				2508-MISSIONS-DFA	900,000	6,277
			DOE	2501-MISSIONS-FOS	55,000	
			DOI	2508-MISSIONS-DFA	28,384	
			DOT	2501-MISSIONS-FOS	35,249,501	21,468,628
			EPA	2501-MISSIONS-FOS	40,000	4,264
				2507-MISSIONS-TA	100,000	3,050
				2508-MISSIONS-DFA	300,000	
			FPS	2501-MISSIONS-FOS	30,371,512	
				2508-MISSIONS-DFA	150,000	
			GSA	2501-MISSIONS-FOS	130,000	13,622
			HHS	2501-MISSIONS-FOS	1,230,000	
				2508-MISSIONS-DFA	8,165,000	
			NCS	2501-MISSIONS-FOS	40,000	
				2508-MISSIONS-DFA		
			NOAA	2508-MISSIONS-DFA	115,000	
			NPS	2501-MISSIONS-FOS		
			SSA	2501-MISSIONS-FOS	200,000	
			USCG	2501-MISSIONS-FOS	50,000	
				2508-MISSIONS-DFA	70,000	

PROG CODE	STATE NAME	EVENT NAME	AGENCY	PROGRAM NAME	OBLIGATIONS	EXPENDITURES
			USDA	2501-MISSIONS-FOS	330,000	
			USDJ	2501-MISSIONS-FOS	45,000	
			USFS	2501-MISSIONS-FOS	5,580,000	32,933
			USFWS	2501-MISSIONS-FOS		
			USGS	2501-MISSIONS-FOS	2,500	
<b>1609DR Total</b>					<b>380,248,342</b>	<b>43,378,209</b>
3212EM	LOUISIANA	KATRINA	DOD	2501-MISSIONS-FOS	250,000	
			DOT	2501-MISSIONS-FOS	6,120,000	134,840
			GSA	2501-MISSIONS-FOS		
				2508-MISSIONS-DFA	1,500,000	2,096
			NCS	2501-MISSIONS-FOS		
<b>3212EM Total</b>					<b>7,870,000</b>	<b>136,936</b>
3213EM	MISSISSIPPI	KATRINA	COE-MVD	2501-MISSIONS-FOS	160,561	56,405
			COE-SAD	2501-MISSIONS-FOS		
			DOD	2501-MISSIONS-FOS	10,000	8,103
			DOE	2501-MISSIONS-FOS	20,000	
			DOT	2501-MISSIONS-FOS	35,000	16,915
			EPA	2501-MISSIONS-FOS	10,000	6,189
			FPS	2501-MISSIONS-FOS	188,608	
			GSA	2501-MISSIONS-FOS	1,760,000	69,618
			HHS	2501-MISSIONS-FOS	50,000	
			NCS	2501-MISSIONS-FOS	10,000	
			TVA	2501-MISSIONS-FOS	288,000	
			USDA	2501-MISSIONS-FOS	20,000	
			USFS	2501-MISSIONS-FOS	60,288	
<b>3213EM Total</b>					<b>2,612,457</b>	<b>157,229</b>
3214EM	ALABAMA	KATRINA	APHIS	2501-MISSIONS-FOS		
			COE-SAD	2501-MISSIONS-FOS		
			DOD	2501-MISSIONS-FOS		
			DOE	2501-MISSIONS-FOS		
			DOT	2501-MISSIONS-FOS		
			EPA	2501-MISSIONS-FOS		
				2507-MISSIONS-TA		
			FPS	2501-MISSIONS-FOS	31,478	
			GSA	2501-MISSIONS-FOS		
			HHS	2501-MISSIONS-FOS		
			NCS	2501-MISSIONS-FOS		
			TVA	2501-MISSIONS-FOS		
			USCG	2501-MISSIONS-FOS		
			USDA	2501-MISSIONS-FOS		
			USFS	2501-MISSIONS-FOS		
<b>3214EM Total</b>					<b>31,478</b>	
3215EM	ARKANSAS	KATRINA	DOT	2501-MISSIONS-FOS	50,000	
				2508-MISSIONS-DFA	500,000	
			FPS	2501-MISSIONS-FOS	460,000	
			GSA	2501-MISSIONS-FOS	60,000	7,452
			HHS	2501-MISSIONS-FOS	10,000	
				2508-MISSIONS-DFA	3,000,000	
<b>3215EM Total</b>					<b>4,080,000</b>	<b>7,452</b>
3216EM	TEXAS	KATRINA	CDC	2508-MISSIONS-DFA		
			DHUD	2501-MISSIONS-FOS	100,000	
			DOD	2501-MISSIONS-FOS	20,000	
				2508-MISSIONS-DFA		
			DOED	2501-MISSIONS-FOS		
			DOT	2501-MISSIONS-FOS	632,826	632,826



PROG CODE	STATE NAME	EVENT NAME	AGENCY	PROGRAM NAME	OBLIGATIONS	EXPENDITURES
				2508-MISSIONS-DFA	1,300,346	1,300,346
			FPS	2501-MISSIONS-FOS	7,000,000	
			GSA	2501-MISSIONS-FOS	285,000	7,872
			HHS	2501-MISSIONS-FOS	80,000	
				2508-MISSIONS-DFA	10,000,000	
			ICE	2501-MISSIONS-FOS	500,000	
			TVA	2501-MISSIONS-FOS	890,000	571,845
			USFS	2501-MISSIONS-FOS	5,000	2,656
				2508-MISSIONS-DFA	22,500,000	247,490
			USGS	2508-MISSIONS-DFA	15,000	
<b>3216EM Total</b>					<b>43,328,171</b>	<b>2,763,034</b>
3217EM	TENNESSEE	KATRINA	HHS	2501-MISSIONS-FOS	2,000	
				2507-MISSIONS-TA	5,000	
			USDA	2501-MISSIONS-FOS		
<b>3217EM Total</b>					<b>7,000</b>	
3218EM	GEORGIA	KATRINA	HHS	2501-MISSIONS-FOS	52,000	
			USDA	2501-MISSIONS-FOS		
<b>3218EM Total</b>					<b>52,000</b>	
3222EM	NORTH CAROLINA	KATRINA	HHS	2501-MISSIONS-FOS	2,000	
			USDA	2501-MISSIONS-FOS		
<b>3222EM Total</b>					<b>2,000</b>	
3223EM	UTAH	KATRINA	GSA	2508-MISSIONS-DFA		
<b>3223EM Total</b>						
3224EM	COLORADO	KATRINA	GSA	2501-MISSIONS-FOS		
<b>3224EM Total</b>						
3231EM	KENTUCKY	KATRINA	HHS	2501-MISSIONS-FOS	2,000	
			USDA	2501-MISSIONS-FOS		
<b>3231EM Total</b>					<b>2,000</b>	
3232EM	MISSOURI	KATRINA	ARC	2501-MISSIONS-FOS		
<b>3232EM Total</b>						
3233EM	SOUTH CAROLINA	KATRINA	HHS	2501-MISSIONS-FOS	2,000	
			USDA	2501-MISSIONS-FOS		
<b>3233EM Total</b>					<b>2,000</b>	
3237EM	ALABAMA	KATRINA	HHS	2508-MISSIONS-DFA	1,000,000	
<b>3237EM Total</b>					<b>1,000,000</b>	
3241EM	ARIZONA	KATRINA	USFS	2501-MISSIONS-FOS	2,000,000	1,963
<b>3241EM Total</b>					<b>2,000,000</b>	<b>1,963</b>
3259EM	FLORIDA	RITA	APHIS	2501-MISSIONS-FOS	10,000	
				2508-MISSIONS-DFA	10,000	
			COE-NAD	2501-MISSIONS-FOS		
			COE-SAD	2501-MISSIONS-FOS	155,000	24,459
			DOD	2501-MISSIONS-FOS	255,000	
			DOE	2501-MISSIONS-FOS	10,000	
			DOT	2501-MISSIONS-FOS	10,000	
			EPA	2501-MISSIONS-FOS	10,000	
			FPS	2501-MISSIONS-FOS	10,000	
			GSA	2501-MISSIONS-FOS		
			HHS	2501-MISSIONS-FOS	10,000	
			NCS	2501-MISSIONS-FOS	10,000	
			USCG	2501-MISSIONS-FOS	16,000	
			USDA	2501-MISSIONS-FOS	10,000	
			USFS	2501-MISSIONS-FOS	730,000	
<b>3259EM Total</b>					<b>1,246,000</b>	<b>24,459</b>
3260EM	LOUISIANA	RITA	COE-MVD	2508-MISSIONS-DFA		
			DOD	2501-MISSIONS-FOS		

PROG CODE	STATE NAME	EVENT NAME	AGENCY	PROGRAM NAME	OBLIGATIONS	EXPENDITURES
				2508-MISSIONS-DFA		
			DOT	2508-MISSIONS-DFA		
			EPA	2501-MISSIONS-FOS	25,000	
			FPS	2501-MISSIONS-FOS	125,000	
				2508-MISSIONS-DFA	100,000	
			HHS	2508-MISSIONS-DFA		
			USCG	2501-MISSIONS-FOS	25,000	
<b>3260EM Total</b>					<b>275,000</b>	
3261EM	TEXAS	RITA	ARC	2501-MISSIONS-FOS		
			CBP	2501-MISSIONS-FOS	12,000,000	
			COE-SWD	2501-MISSIONS-FOS	5,590,000	14,958
				2508-MISSIONS-DFA	5,000,000	
			DOD	2501-MISSIONS-FOS	11,315,000	3,190,787
			DOT	2501-MISSIONS-FOS	1,570,802	870,802
			EPA	2501-MISSIONS-FOS	5,000,000	
			FPS	2501-MISSIONS-FOS	100,000	
			GSA	2501-MISSIONS-FOS	10,000	
			HHS	2501-MISSIONS-FOS	35,180,000	
			NCS	2501-MISSIONS-FOS	510,000	
			USCG	2501-MISSIONS-FOS	200,000	
			USDA	2501-MISSIONS-FOS	30,000	
			USFS	2501-MISSIONS-FOS	21,125,000	
<b>3261EM Total</b>					<b>97,630,802</b>	<b>4,076,547</b>
<b>Grand Total</b>					<b>8,622,746,452</b>	<b>1,911,291,863</b>

FINANCIAL INFORMATION TOOL

**SUMMARY OF ALL PUBLIC ASSISTANCE OBLIGATIONS FOR  
NEW ORLEANS METROPOLITAN STATISTICAL AREA ONLY**

**AS OF 08-23-2006**

PROGRAM CODE	PROGRAM NAME	VENDOR COUNTY	NEMIS APPROVED OBLIGATIONS
1603DR	416X-PUBLIC ASSISTANCE	Jefferson	164,878,920.53
		Orleans	531,283,025.74
		Plaquemines	133,603,251.82
		St. Bernard	521,346,744.57
		St. Charles	20,658,520.36
		St. James	1,989,075.33
		St. John the Baptist	3,203,704.80
		St. Tammany	228,264,079.14
<b>1603DR Total</b>			<b>1,605,227,322.29</b>
1607DR	416X-PUBLIC ASSISTANCE	Jefferson	675,579.95
		Orleans	29,745.67
		Plaquemines	11,930.11
		St. Bernard	20,495.97
		St. Charles	288,952.41
		St. James	2,012.25
		St. John the Baptist	83,278.36
<b>1607DR Total</b>			<b>1,111,994.72</b>
<b>Grand Total</b>			<b>1,606,339,317.01</b>

FINANCIAL INFORMATION TOOL

PUBLIC ASSISTANCE OBLIGATIONS FOR NEW ORLEANS METROPOLITAN STATISTICAL AREA ONLY

AS OF 08-23-2006

PROGRAM NAME	PROGRAM CATEGORY	VENDOR COUNTY	NEMIS APPROVED OBLIGATIONS			
			KATRINA	RITA	GRAND TOTAL	
			1603DR	1607DR		
416X-PUBLIC ASSISTANCE	416X-A DEBRIS REMOVAL	Jefferson	80,662,512.79	209,379.13	80,871,891.92	
		Orleans	24,449,023.60		24,449,023.60	
		Plaquemines	27,648,195.77		27,648,195.77	
		St. Bernard	263,632,131.69		263,632,131.69	
		St. Charles	871,017.96		871,017.96	
		St. James	444,231.01		444,231.01	
		St. John the Baptist	378,876.83		378,876.83	
		St. Tammany	183,384,478.49		183,384,478.49	
		<b>416X-A DEBRIS REMOVAL Total</b>		<b>581,470,468.14</b>	<b>209,379.13</b>	<b>581,679,847.27</b>
	416X-B PROTECTIVE MEASURES	Jefferson	51,070,642.19	466,200.82	51,536,843.01	
		Orleans	236,429,141.03	29,745.67	236,458,886.70	
		Plaquemines	32,321,637.67	11,930.11	32,333,567.78	
		St. Bernard	171,795,699.00	20,495.97	171,816,194.97	
		St. Charles	17,643,957.15	288,952.41	17,932,909.56	
		St. James	1,056,289.45	2,012.25	1,058,301.70	
		St. John the Baptist	1,694,585.56	83,278.36	1,777,863.92	
		St. Tammany	22,130,211.81		22,130,211.81	
		<b>416X-B PROTECTIVE MEASURES Total</b>		<b>534,142,163.86</b>	<b>902,615.59</b>	<b>535,044,779.45</b>
	416X-C ROADS & BRIDGES	Jefferson	958,022.51		958,022.51	
		Orleans	5,322,661.29		5,322,661.29	
		Plaquemines	1,228,152.13		1,228,152.13	
		St. Bernard	3,438,426.47		3,438,426.47	
		St. Charles	23,000.20		23,000.20	
		St. James	43,357.27		43,357.27	
		St. John the Baptist	99,803.93		99,803.93	
		St. Tammany	2,973,646.72		2,973,646.72	
		<b>416X-C ROADS &amp; BRIDGES Total</b>		<b>14,087,070.52</b>		<b>14,087,070.52</b>
	416X-D WATER CONTROL FACILITIES	Jefferson	1,263,317.75		1,263,317.75	
		Orleans	519,138.68		519,138.68	
Plaquemines		750,177.96		750,177.96		
St. Bernard		311,761.33		311,761.33		
St. Charles		222,754.33		222,754.33		
St. John the Baptist		21,309.02		21,309.02		
St. Tammany		1,069,984.35		1,069,984.35		
		<b>416X-D WATER CONTROL FACILITIES Total</b>		<b>4,158,443.42</b>		<b>4,158,443.42</b>
416X-E PUBLIC BUILDINGS	Jefferson	22,823,890.11	0.00	22,823,890.11		
	Orleans	163,681,356.58		163,681,356.58		
	Plaquemines	60,081,977.27		60,081,977.27		
	St. Bernard	75,252,095.63		75,252,095.63		
	St. Charles	1,609,086.62		1,609,086.62		
	St. James	264,378.48		264,378.48		
	St. John the Baptist	779,028.88	0.00	779,028.88		
	St. Tammany	14,823,352.58		14,823,352.58		
	<b>416X-E PUBLIC BUILDINGS Total</b>		<b>339,315,166.15</b>	<b>0.00</b>	<b>339,315,166.15</b>	
416X-F PUBLIC UTILITIES	Jefferson	3,104,647.44	0.00	3,104,647.44		
	Orleans	84,631,301.10		84,631,301.10		
	Plaquemines	4,988,847.81		4,988,847.81		
	St. Bernard	2,985,468.72		2,985,468.72		
	St. Charles	54,628.05		54,628.05		
	St. James	41,590.30		41,590.30		
	St. John the Baptist	221,724.64		221,724.64		
	St. Tammany	2,881,011.66		2,881,011.66		
	<b>416X-F PUBLIC UTILITIES Total</b>		<b>98,909,219.72</b>	<b>0.00</b>	<b>98,909,219.72</b>	
416X-G RECREATIONAL/OTHER	Jefferson	4,995,887.74		4,995,887.74		
	Orleans	16,250,403.46		16,250,403.46		
	Plaquemines	6,584,263.21		6,584,263.21		
	St. Bernard	3,931,161.73		3,931,161.73		
	St. Charles	234,076.05		234,076.05		
	St. James	139,228.82		139,228.82		
	St. John the Baptist	8,375.94		8,375.94		
	St. Tammany	1,001,393.53		1,001,393.53		
	<b>416X-G RECREATIONAL/OTHER Total</b>		<b>33,144,790.48</b>		<b>33,144,790.48</b>	
<b>Grand Total</b>			<b>1,605,227,322.29</b>	<b>1,111,994.72</b>	<b>1,606,339,317.01</b>	

## DISASTER RELIEF Terms Used

**Direct/Support:** Direct disaster programs provide resources to specifically address the short-, medium-, and long-term consequences of an event on both individuals and communities for declared disasters, emergencies, and fire management assistance grants. Direct costs also support pre-declaration activity (e.g., pre-positioning equipment and people before a hurricane strikes). Disaster support programs allow the Federal Emergency Management Agency (FEMA) to maintain critical, ongoing disaster operations and support infrastructure that supports the timely delivery of all of FEMA's disaster assistance programs. These resources provide for disaster-related support activities, which encompass ongoing operational capabilities that are not readily attributable to any one specific declared disaster.

**Allocations:** Funds set aside for declarations based on estimated needs for the next 30 days or less.

**Commitments:** Funds reserved in financial system based on specific requisitions in anticipation of their obligation.

**Obligations:** Obligations are recorded against allocated funds when contracts are signed, grants awarded, trips taken, mission assignments signed, etc.

**Mission Assignments:** Through Mission Assignments, FEMA tasks and reimburses Other Federal Agencies (OFAs) for providing services under the Stafford Act. These Mission Assignments fall into three categories:

- *Technical Assistance (TA):* OFAs provide expertise to States; 100% Federally funded; No State cost share
- *Direct Federal Assistance (DFA):* Requested by State; subject to State cost share (unless waived in response timeframe); Goods and services provided to the State to save lives and protect property
- *Federal Operations Support (FOS):* 100% Federally funded; No State cost share; Fed to Fed field operations support. This category reflects agreements with Federal agencies to perform services such as providing search and rescue operations, health and medical support, assisting with disease prevention and control, transportation of disaster victims, and delivery of food, water and other essential commodities to disaster victims.

### Human Services Categories:

- *Unemployment:* Disaster Unemployment Assistance for individuals who lose their job as a result of a Presidentially-declared disaster and are not covered by regular unemployment insurance.

- *Crisis Counseling*: Short-term services, provided by FEMA as supplemental funds granted to State and local mental health agencies, available to eligible survivors of Presidentially-declared major disasters.
- *Legal Services*: Legal advice for low income individuals regarding cases that will not produce a fee, provided by The Young Lawyers Division of the American Bar Association, through an agreement with FEMA.
- *Inspections*: Inspections to assess disaster damage.
- *Other Needs Assistance*: Medical, dental, funeral cost, transportation cost and other disaster-related needs within a total cap for Individual Assistance of \$26,200 per individual or household.
- *Housing Assistance*: Lodging expenses reimbursement (for a hotel or motel), rental assistance, home repair cash grant and home replacement cash grants within a total cap for Individual Assistance of \$26,200 per individual or household.

**Mitigation:**

- *Hazard Mitigation*: Long-term hazard mitigation measures after a major disaster declaration. The purpose of the program is to reduce the loss of life and property due to natural disasters and to enable mitigation measures to be implemented during the immediate recovery from a disaster.