

**Department of Homeland Security - Federal Emergency Management Agency
Weekly Disaster Relief Finance (DRF) Report**

3-29-2006

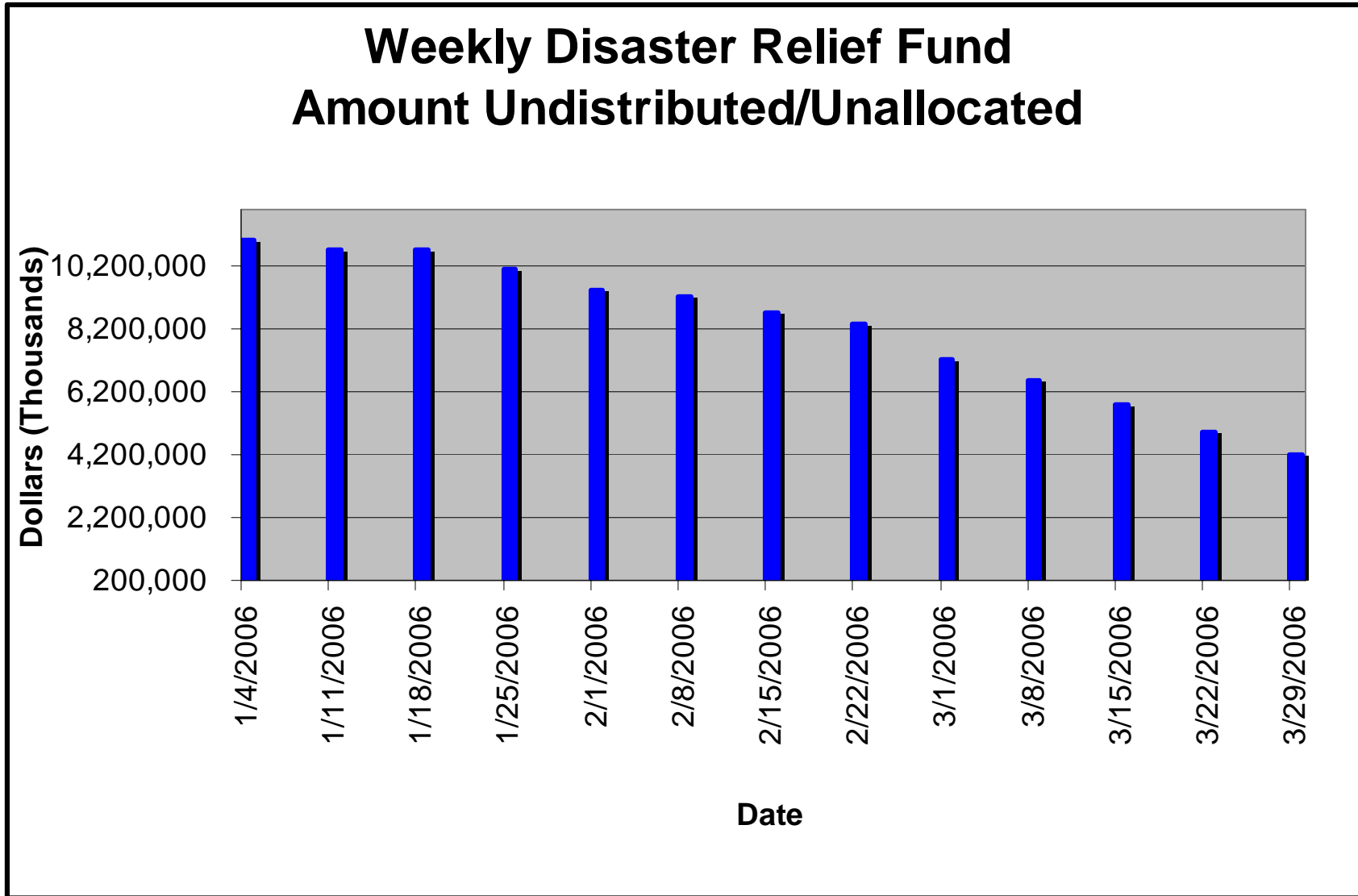
Congressional Weekly Report

TABLE OF CONTENTS

File	Title of File	Description	Page Numbers
Intro.	Graphical Representations	Graphic Analysis: ▪ DRF Amount Undistributed	2
		▪ Allocations and Obligations for Katrina	3
		▪ Katrina, Rita and Wilma Allocations, Obligations and Expenditures	4
		▪ Manufactured Housing	5
2	Disaster Relief Fund – Status Report	Status of the Disaster Relief Fund	6-7
3	National Flood Insurance Data	Flood Insurance Claims made to Feds, by State; Homes Damaged without Flood Insurance, by State; Households Individual Claim Fully Paid, by State	8
4	Housing Data	Hotel and Manufactured Housing Information	9-10
5	Katrina, Rita and Wilma Declarations	Declarations by Major Object Class, Declarations by Program Area and Mission Assignments	11-21
		Vendor Details; Credit Card data; Obligations greater than \$50,000,000; Declarations; Missions Details; New Orleans data	22-81
6	Disaster Relief Terms	Definitions	82-83

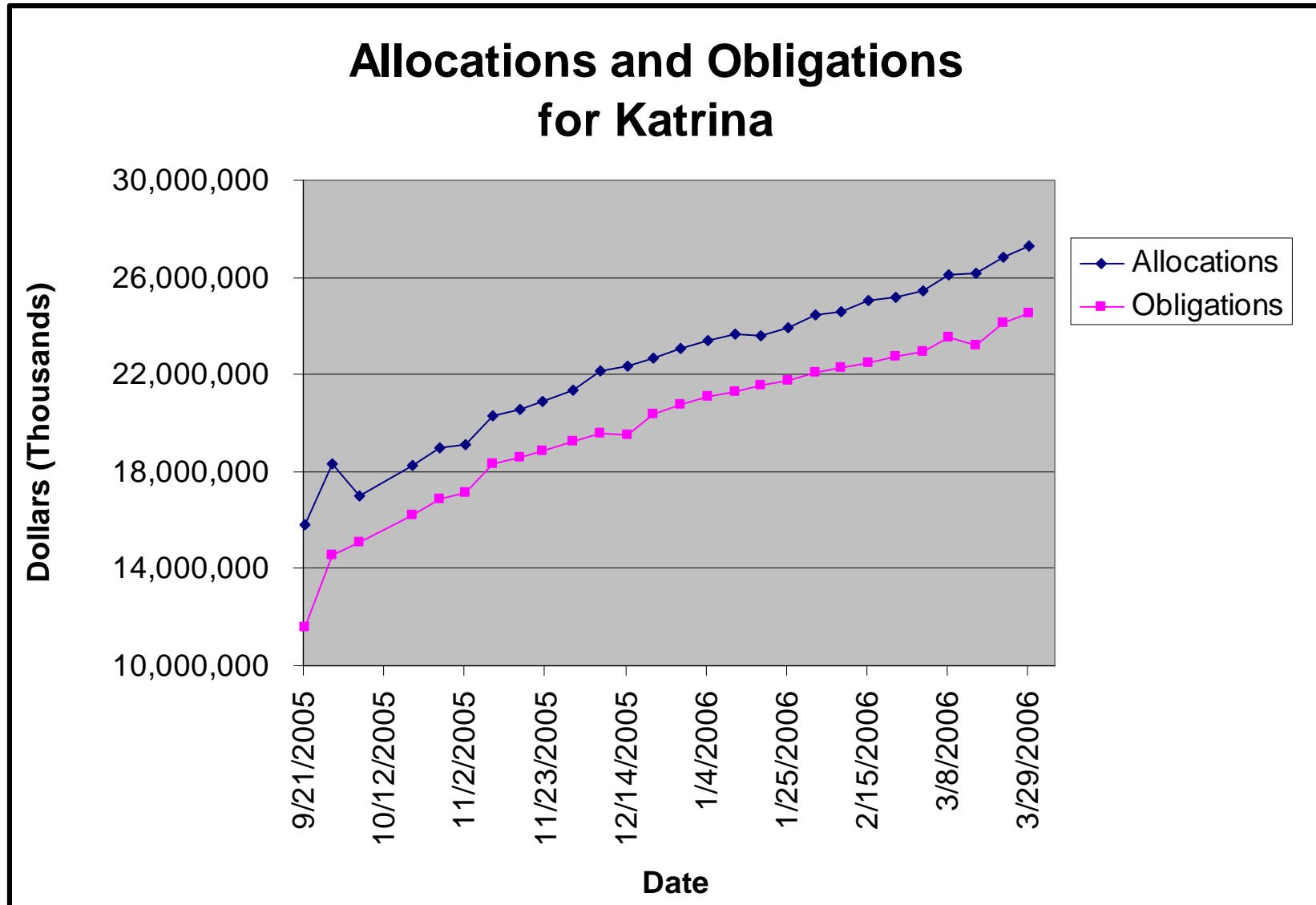
FEDERAL EMERGENCY MANAGEMENT AGENCY
DISASTER RELIEF FUND

As of 03/29/06



FEDERAL EMERGENCY MANAGEMENT AGENCY
DISASTER RELIEF FUND

As of 03/29/06



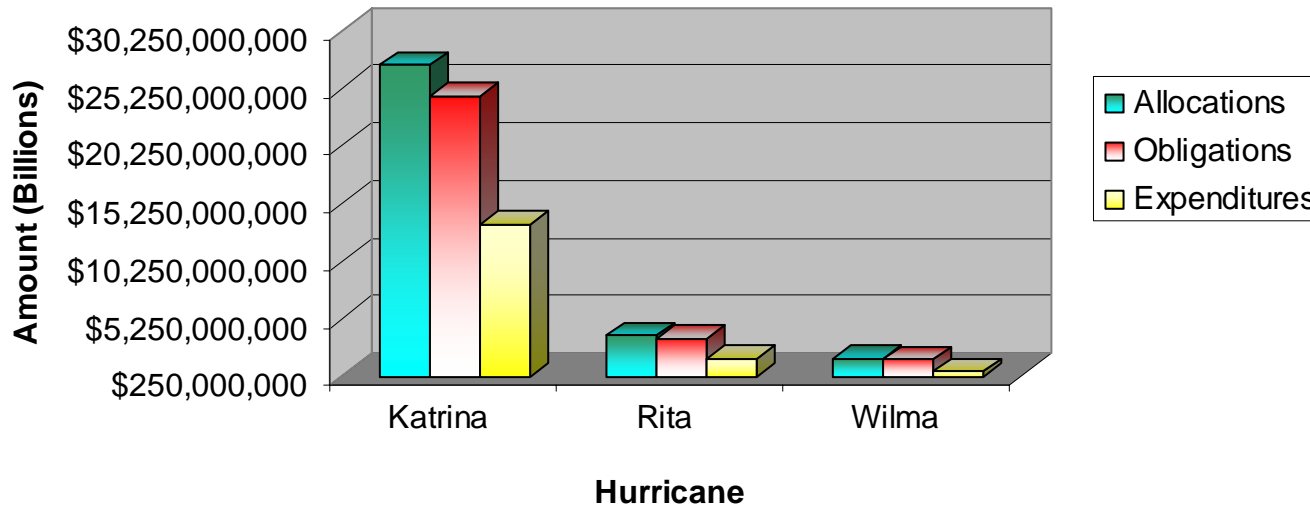
**FEDERAL EMERGENCY MANAGEMENT AGENCY
DISASTER RELIEF FUND**

As of 03/29/06

**Katrina, Rita and Wilma
Allocations, Obligations and Expenditures**

	Katrina	Rita	Wilma	Totals
Allocations	27,281,257,367	3,813,684,411	1,754,194,772	32,849,136,550
Obligations	24,530,114,433	3,512,749,627	1,656,960,007	29,699,824,066
Expenditures	13,465,207,081	1,781,902,274	633,178,553	15,880,287,908

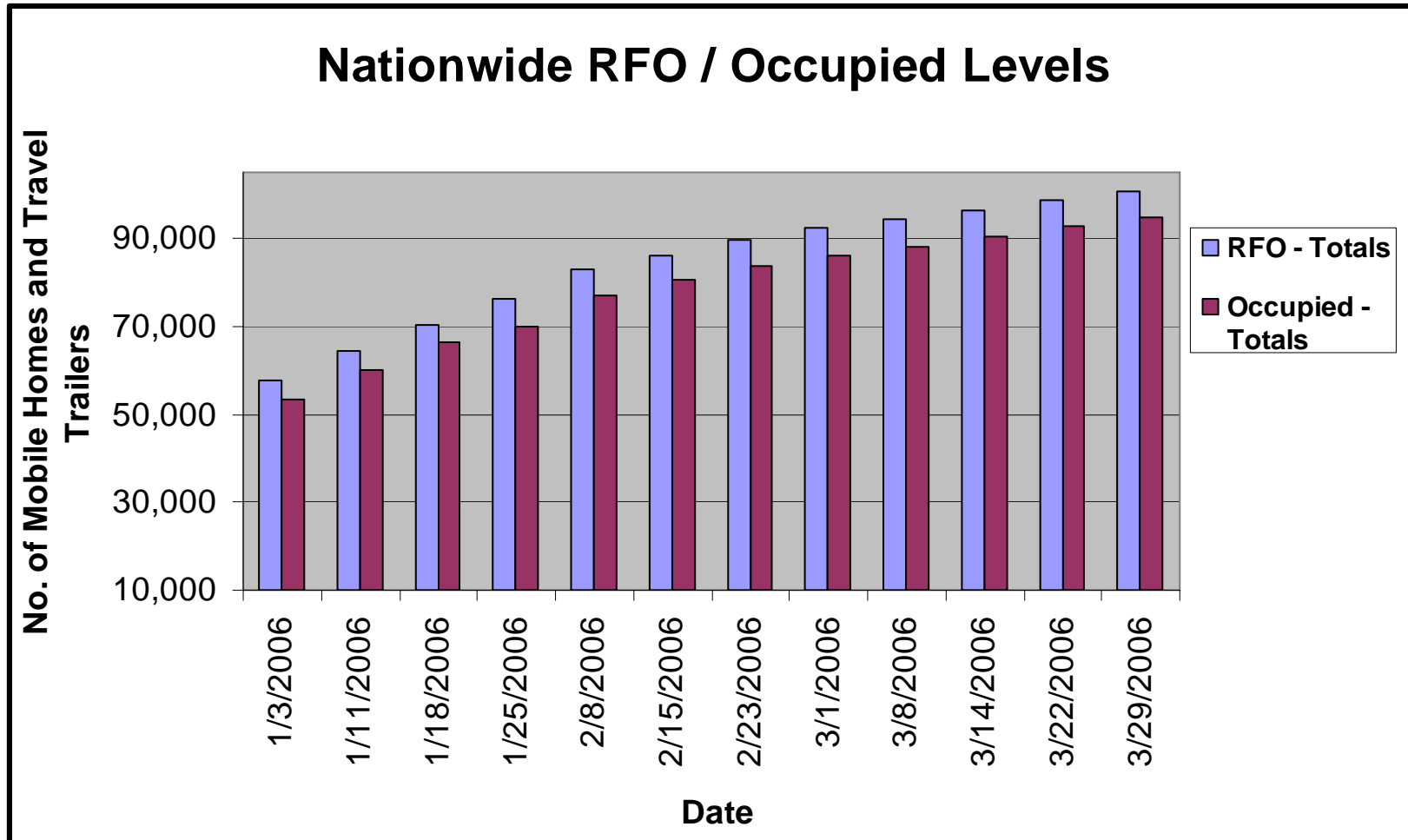
Allocations, Obligation and Expenditures for Katrina, Rita and Wilma



FEDERAL EMERGENCY MANAGEMENT AGENCY
DISASTER RELIEF FUND

As of 03/29/06

Manufactured Housing Data
Mobile Homes and Travel Trailers Ready for Occupation (RFO) and Occupied



HOMELAND SECURITY - FEDERAL EMERGENCY MANAGEMENT AGENCY
DISASTER RELIEF FUND - FY-2006 ACTIVITY
Dollars in Thousands
As of 03/29/06

Status of the Disaster Relief Fund

	<u>Direct/Support</u>	<u>Change Since Last Report</u>
Status of Obligations:		
FY 2005 APPROPRIATION AVAILABLE:	69,687,736	0
FY 2005 OBLIGATIONS (net of recoveries):	23,158,726	0
FY 2005 UNOBLIGATED BALANCE:	46,529,010	0
FY 2006 APPROPRIATION AVAILABLE:	24,595,556	0
TOTAL OBLIGATIONS FY 2006 (net):	15,665,240	564,396
Obligations-FY '05 Recoveries:	1,188,047	0
Less: TOTAL OBLIGATIONS FY 2006 (gross):	16,853,287	564,396
UNOBLIGATED BALANCE:	7,742,269	(564,396)
Status of Commitments:		
Less: TOTAL COMMITMENTS:	19,795,612	603,422
UNCOMMITTED BALANCE:	4,799,944	(603,422)
Status of Allocations:		
FUNDS ALLOCATED FY 2005:	23,158,726	0
FUNDS ALLOCATED FY 2006:	20,396,504	695,735
Less: TOTAL OBLIGATIONS FY 2006 (gross):	16,853,287	564,396
UNOBLIGATED ALLOCATION:	3,543,217	131,339
Amount Undistributed/Unallocated:	4,199,052	(695,735)

¹ Includes the rescission of \$23,409,300,000, transfer of \$752,500,000 to the Disaster Assistance Direct Loan Program Account, recoveries of \$1,188,047,000, the addition of the FY 2006 annual appropriation of \$1,752,300,000, and the transfer of \$712,000,000 to the Small Business Administration for the Disaster Loan Program Account.

HOMELAND SECURITY - FEDERAL EMERGENCY MANAGEMENT AGENCY
DISASTER RELIEF FUND
Dollars in Thousands
As of 03/29/06

Status of the Katrina Disaster Relief Funds

	<u>Direct/Support</u>	<u>Change Since Last Report</u>
Status of Allocations:		
FUNDS ALLOCATED:	27,281,257	482,513
Less: TOTAL OBLIGATIONS (gross):	24,530,114	402,772
UNOBLIGATED ALLOCATION:	2,751,143	79,741
Status of Obligations:		
TOTAL OBLIGATIONS (gross):	24,530,114	402,772

Status of the Rita Disaster Relief Funds

	<u>Direct/Support</u>	<u>Change Since Last Report</u>
Status of Allocations:		
FUNDS ALLOCATED:	3,813,684	-17,424
Less: TOTAL OBLIGATIONS (gross):	3,512,750	-17,387
UNOBLIGATED ALLOCATION:	300,935	(36)
Status of Obligations:		
TOTAL OBLIGATIONS (gross):	3,512,750	-17,387

Status of the Wilma Disaster Relief Funds

	<u>Direct/Support</u>	<u>Change Since Last Report</u>
Status of Allocations:		
FUNDS ALLOCATED:	1,754,195	127,000
Less: TOTAL OBLIGATIONS (gross):	1,656,960	96,379
UNOBLIGATED ALLOCATION:	97,235	30,621
Status of Obligations:		
TOTAL OBLIGATIONS (gross):	1,656,960	96,379

Disaster Relief Fund: Details by Disaster Declaration (Katrina)						
Hurricane Katrina				Allocations	Obligations	Unobligated
Florida	Declared 8/28/05	1602DR		186,392	183,782	2,610
Louisiana	Declared 8/27/05	3212EM		8,508	8,508	0
Louisiana	Declared 8/28/05	1603DR		16,670,663	14,823,457	1,847,206
Subtotal, LA				16,679,171	14,831,965	1,847,206
Mississippi	Declared 8/28/05	3213EM		2,623	2,623	0
Mississippi	Declared 8/28/05	1604DR		8,040,023	7,256,984	783,040
Subtotal, MS				8,042,646	7,259,606	783,040
Alabama	Declared 8/28/05	3214EM		84	84	0
Alabama	Declared 8/28/05	1605DR		1,679,903	1,601,926	77,976
Subtotal, AL				1,679,987	1,602,011	77,976
Evacuations						
Arkansas	Declared 9/02/05	3215EM		48,594	45,808	2,786
Texas	Declared 9/02/05	3216EM		480,463	475,429	5,034
Tennessee	Declared 9/05/05	3217EM		29,090	27,529	1,562
Georgia	Declared 9/05/05	3218EM		20,992	20,027	965
Oklahoma	Declared 9/05/05	3219EM		7,212	7,119	94
Florida	Declared 9/05/05	3220EM		9,202	7,848	1,354
West Virginia	Declared 9/05/05	3221EM		445	424	20
North Carolina	Declared 9/05/05	3222EM		2,002	1,971	31
Utah	Declared 9/05/05	3223EM		1,439	1,093	345
Colorado	Declared 9/05/05	3224EM		13,168	12,193	974
Michigan	Declared 9/07/05	3225EM		1,727	1,261	467
District of Columbia	Declared 9/07/05	3226EM		1,555	1,465	90
Washington	Declared 9/07/05	3227EM		3,201	3,157	44
Oregon	Declared 9/07/05	3228EM		2,092	2,085	7
New Mexico	Declared 9/07/05	3229EM		2,246	869	1,378
Illinois	Declared 9/07/05	3230EM		2,682	953	1,730
Kentucky	Declared 9/10/05	3231EM		4,022	3,931	91
Missouri	Declared 9/10/05	3232EM		2,841	791	2,050
South Carolina	Declared 9/10/05	3233EM		3,672	3,321	351
South Dakota	Declared 9/10/05	3234EM		344	322	23
Pennsylvania	Declared 9/10/05	3235EM		2,824	2,685	139
Kansas	Declared 9/10/05	3236EM		217	161	56
Alabama	Declared 9/10/05	3237EM		3,500	2,016	1,484
Indiana	Declared 9/10/05	3238EM		4,201	3,842	359
Iowa	Declared 9/10/05	3239EM		289	228	61
Virginia	Declared 9/12/05	3240EM		693	661	32
Arizona	Declared 9/12/05	3241EM		6,399	5,846	553
Minnesota	Declared 9/13/05	3242EM		15,074	3,500	11,575
Nevada	Declared 9/13/05	3243EM		1,341	829	512
Idaho	Declared 9/13/05	3244EM		620	594	26
Nebraska	Declared 9/13/05	3245EM		267	211	55
Connecticut	Declared 9/13/05	3246EM		1,063	408	655
North Dakota	Declared 9/13/05	3247EM		88	68	20
California	Declared 9/13/05	3248EM		968	619	349
Wisconsin	Declared 9/13/05	3249EM		3,576	2,890	686
Ohio	Declared 9/13/05	3250EM		2,594	2,214	380
Maryland	Declared 9/13/05	3251EM		3,106	1,054	2,052
Massachusetts	Declared 9/13/05	3252EM		5,475	4,312	1,163
Montana	Declared 9/13/05	3253EM		489	475	14
Rhode Island	Declared 9/19/05	3255EM		1,537	999	538
Maine	Declared 9/19/05	3256EM		106	54	52
New Jersey	Declared 9/19/05	3257EM		170	149	21
New Hampshire	Declared 9/19/05	3258EM		106	16	90
New York	Declared 9/30/05	3262EM		1,293	1,297	(4)
Delaware	Declared 9/30/05	3263EM		74	26	48
Subtotal, Evacuations				693,062	652,750	40,312
Total, Katrina				27,281,257	24,530,114	2,751,143
Disaster Relief Fund: Details by Disaster Declaration (Rita)						
Hurricane Rita				Allocations	Obligations	Unobligated
Florida	Declared 9/20/05	3259EM		10,046	9,936	110
Louisiana	Declared 9/21/05	3260EM		275	275	0
Louisiana	Declared 9/24/05	1607DR		1,667,770	1,557,090	110,680
Subtotal, Louisiana				1,668,045	1,557,365	110,680
Texas	Declared 9/21/05	3261EM		125,851	125,789	61
Texas	Declared 9/24/05	1606DR		2,009,743	1,819,659	190,084
Subtotal, Texas				2,135,593	1,945,448	190,145
Total, Rita				3,813,684	3,512,750	300,935
Disaster Relief Fund: Details by Disaster Declaration (Wilma)						
Hurricane Wilma				Allocations	Obligations	Unobligated
Florida	Declared 10/24/05	1609DR		1,754,195	1,656,960	97,235
Subtotal, FL				1,754,195	1,656,960	97,235
Total, Wilma				1,754,195	1,656,960	97,235

**National Flood Insurance Program Data
for Hurricanes Katrina and Rita
As of 3/28/06**

Number of Flood Insurance Claims Made to Feds, by State*

State and Disaster Number	No. of Losses Received
Florida, DR-1602	9,093
Louisiana, DR-1603	177,500
Mississippi, DR-1604	18,947
Alabama, DR-1605	5,684
Texas, DR-1606	3,852
Louisiana, DR-1607	10,493
TOTAL	225,569

*The data above is gathered through telephone surveys of NFIP Write Your Own companies and represents the best available information. These numbers should be regarded as preliminary estimates.

Number of Homes Damaged Without Flood Insurance, by State**

State and Disaster Number	Number of Registrants Reporting No Flood Insurance
Florida, DR-1602	733
Louisiana, DR-1603 and 1607	32,768
Mississippi, DR-1604	26,716
Alabama, DR-1605	1,743
Texas, DR-1606	889
TOTAL	62,849

**Previous reports were based on households reported as flood damaged by the "applicants" when they originally filed for assistance. The data above represents the number of owners and renters (households) that registered through FEMA's National Processing Service Center, and subsequently received an inspection by FEMA or SBA. This report consists of only those households verified by inspection as flood damaged, including homes where sensors recorded flooding activity.

Number of Households Individual Claim Fully Paid, by State***

State and Disaster Number	No. of Losses Paid
Florida, DR-1602	5,383
Louisiana, DR-1603	122,757
Mississippi, DR-1604	16,503
Alabama, DR-1605	4,669
Texas, DR-1606	1,510
Louisiana, DR-1607	6,828
TOTAL	157,650

****"Losses Paid" are numbers generated from estimates received from the NFIP Write Your Own companies. These numbers represent all NFIP policies, both commercial and residential. This data represents the best information available at this time.

Hurricanes Katrina, Rita and Wilma - Hotel Data*
As of 3/23/06

Hotel & Motel Data (Provided by VA NPSC)	3/23/06	
Hurricanes Katrina, Rita, & Wilma	Total	
Total Rooms	3,357	
Total Hotels	2,276	
Hotel & Motel Rooms	Total	
States with Most Rooms/Hotels	Total Rooms	Total Hotels
LA	2,522	475
MS	307	194
TX	261	571
GA	63	182
FL	47	253
AL	40	88
CA	36	171
NY	23	15
TN	12	58
AR	10	44
MD	7	28
NC	5	21
NJ	4	12
PA	3	6
VA	2	7
GRAND TOTAL	3,342	2,125

* FEMA is no longer managing shelters or cruise ships.

**MANUFACTURED HOUSING DATA
AS OF 3/28/2006**

Manufactured Housing		3/28/06
Louisiana		
Inventory at Staging Area		5,247
Travel Trailers		3,659
Mobile Homes		1,547
Modular Housing		41
Issued from Staging Area - Today		363
Issued from Staging Area - Cumulative		72,083
Pads - Leased (1)		13,074
Pads - Leases Pending		117,883
Units on Pad / Sites (2)		71,723
RFO		60,606
Travel Trailers		57,679
Mobile Homes		2,927
Occupied		56,957
Travel Trailers		54,850
Mobile Homes		2,107
Total Units Vacant (TT/MH)		3,649
Mississippi		
Inventory at Staging Area		2,579
Travel Trailers		1,945
Mobile Homes		634
Modular Housing		0
Issued from Staging Area - Today		55
Issued from Staging Area - Cumulative		37,718
Pads - Leased (1)		37,947
Pads - Leases Pending		153
Units on Pad / Sites (2)		37,267
RFO		36,908
Travel Trailers		36,310
Mobile Homes		598
Occupied		35,488
Travel Trailers		35,085
Mobile Homes		403
Total Units Vacant (TT/MH)		1,420
Alabama		
Inventory at Staging Area		2,161
Travel Trailers		316
Mobile Homes		1,845
Modular Housing		0
Issued from Staging Area - Today		113
Issued from Staging Area - Cumulative		3,163
Pads - Leased (1)		3,331
Pads - Leases Pending		182
Units on Pad / Sites (2)		3,163
RFO		2,984
Travel Trailers		2,989
Mobile Homes		0
Occupied		2,393
Travel Trailers		2,393
Mobile Homes		0
Total Units Vacant (TT/MH)		591
Texas		
Inventory at Staging Area		13,385
Travel Trailers		261
Mobile Homes		12,143
Modular Housing		981
Issued from Staging Area - Today		12
Florida		
Inventory at Staging Area		759
Travel Trailers		239
Mobile Homes		520
Modular Housing		0
Issued from Staging Area - Today		27
Total		
RFO - Totals		100,498
Occupied - Totals		94,838
Vacant - Totals		5,660

Comments

The figures contained in this report are based on best available data.

- » Report includes travel trailer, mobile home data and modular housing data.
- » Staging areas: LA - New Orleans, Baton Rouge and Lake Charles; AR - Hope; AL - Selma-Craig and Summerdale; TX - Texarkana and Jasper; MS - Purvis and Carnes
- » FL-LT manages Florida manufactured housing.
- » Emergency Housing Sites include industrial, commercial, private and group sites.

Notes:

1. Excludes private and industrial EGS.
2. Includes private, industrial, commercial and group sites.

KATRINA DECLARATIONS BY MAJOR OBJECT CLASS

AS OF 03-29-2006

PROGRAM AREA	PROGRAM NAME	ALLOCATIONS	UN-OBLIGATED COMMITMENTS	OBLIGATIONS	UN-OBLIGATED ALLOCATIONS(c)	UN-LIQUIDATED OBLIGATIONS	EXPENDITURES	ALLOCATION AVAILABLE	
1-HUMAN SERVICES	2503-UNEMPLOYMENT	386,870,659		328,939,802	57,930,857	4,923,284	324,016,518	57,930,857	
	2504-CRISIS COUNSELING-NIMH	46,515,418		20,333,122	26,182,296	952,221	19,380,901	26,182,296	
	2576-LEGAL SERVICES	123,275	87,000	79,767	43,508	75,892	3,875	(43,492)	
	2592-INSPECTIONS	179,709,004	35,052,221	144,651,634	35,057,370		40,927,368	103,724,266	5,150
	4149-OTHER NEEDS ASSISTANCE	1,600,920,823		1,600,920,823			49,071,204	1,551,849,619	
	414X-HOUSING ASSISTANCE	3,984,963,937		3,984,963,849	89		87,263,814	3,897,700,034	89
	4152-CRISIS COUNSELING-SCC	34,673,087		31,577,647	3,095,440		18,505,149	13,072,498	3,095,440
	MANUFACTURED HOUSING	6,397,831,507	1,899,473,048	4,491,483,970	1,906,347,537		1,074,298,966	3,417,185,004	6,874,489
	TOTAL	12,631,607,710	1,934,612,269	10,602,950,613	2,028,657,097	1,276,017,898	9,326,932,715	94,044,828	
2-INFRASTRUCTURE	2594-INSPECTIONS	290,028,500	5,734,100	282,052,800	7,975,700	205,314,414	76,738,386	2,241,600	
	416X-PUBLIC ASSISTANCE	3,695,944,821		3,652,768,843	43,175,978	2,028,286,167	1,624,482,676	43,175,978	
	TOTAL	3,985,973,321	5,734,100	3,934,821,643	51,151,678	2,233,600,581	1,701,221,062	45,417,578	
3-MITIGATION	2593-INSPECTIONS	26,643,721	5,418,311	14,449,410	12,194,311	11,395,779	3,053,631	6,776,000	
	4173-HAZARD MITIGATION	16,169,604		16,169,604		15,926,098	243,506		
	TOTAL	42,813,325	5,418,311	30,619,014	12,194,311	27,321,877	3,297,137	6,776,000	
4-OPERATIONS	2507-MISSIONS-TA	41,998,256		24,457,556	17,540,700	24,081,708	375,848	17,540,700	
	2508-MISSIONS-DFA	4,646,132,155		4,631,632,153	14,500,002	4,326,635,944	304,996,208	14,500,002	
	TOTAL	4,688,130,411		4,656,089,709	32,040,702	4,350,717,652	305,372,056	32,040,702	
5-ADMINISTRATION	11XX-SALARIES & BENEFITS	272,082,391		271,663,790	418,601		271,663,790	418,601	
	21XX-TRAVEL	206,180,017	9,093,373	181,738,128	24,441,889	23,179,615	158,558,513	15,348,516	
	22XX-TRANSPORTION	45,842,671	27,291	41,455,898	4,386,774	13,216,456	28,239,441	4,359,482	
	23XX-RENT, COMM, UTILITIES	261,309,781	49,704,703	210,775,926	50,533,856	82,173,215	128,602,710	829,153	
	24XX-PRINT & REPRO	6,112,588	521,431	4,247,479	1,865,109	3,040,689	1,206,790	1,343,678	
	2501-MISSIONS-FOS	2,323,407,304		2,319,352,386	4,054,918	2,027,820,230	291,532,155	4,054,918	
	25XX-OTHER SERVICES	1,985,655,612	352,965,421	1,518,299,684	467,355,928	681,596,938	836,702,746	114,390,507	
	26XX-SUPPLIES & MATERIALS	540,388,001	34,627,131	501,463,276	38,924,725	246,650,478	254,812,797	4,297,595	
	31XX-EQUIPMENT	206,697,299	32,011,092	173,734,277	32,963,022	36,431,431	137,302,846	951,930	
	32XX-LAND & STRUCTURES	9,861,466	2,061,604	7,707,142	2,154,324	5,631,426	2,075,716	92,720	
	4101-URBAN SEARCH & RESCUE	75,195,470	1	75,195,469	1	57,508,865	17,686,604	(0)	
TOTAL	5,932,732,601	481,012,047	5,305,633,454	627,099,146	3,177,249,344	2,128,384,110	146,087,100		
GRAND TOTAL	27,281,257,367	2,426,776,726	24,530,114,433	2,751,142,935	11,064,907,352	13,465,207,081	324,366,208		

KATRINA DECLARATIONS BY PROGRAM AREA

AS OF 03-29-2006

PROGRAM CODE	STATE NAME	PROGRAM AREA	ALLOCATIONS	UN-OBLIGATED COMMITMENTS	OBLIGATIONS	UN-OBLIGATED ALLOCATIONS(c)	UN-LIQUIDATED OBLIGATIONS	EXPENDITURES	ALLOCATION AVAILABLE
1602DR	FLORIDA	2-INFRASTRUCTURE	154,558,474		153,087,329	1,471,145	87,695,310	65,392,019	1,471,145
		4-OPERATIONS	10,000		10,000		10,000		
		5-ADMINISTRATION	31,823,770	382,683	30,685,104	1,138,666	19,047,424	11,637,680	755,983
		TOTAL	186,392,244	382,683	183,782,433	2,609,810	106,752,734	77,029,699	2,227,127
1603DR	LOUISIANA	1-HUMAN SERVICES	8,464,000,171	1,272,397,151	7,117,574,595	1,346,425,576	899,751,045	6,217,823,550	74,028,425
		2-INFRASTRUCTURE	2,166,006,247	4,728,900	2,157,849,732	8,156,516	1,456,394,715	701,455,016	3,427,616
		3-MITIGATION	22,029,394	1,483,258	17,245,136	4,784,258	15,403,434	1,841,702	3,301,000
		4-OPERATIONS	2,973,577,501		2,973,505,000	72,501	2,846,509,475	126,995,525	72,501
		5-ADMINISTRATION	3,045,049,244	373,162,130	2,557,282,429	487,766,815	1,468,543,150	1,088,739,279	114,604,685
TOTAL	16,670,662,557	1,651,771,439	14,823,456,891	1,847,205,666	6,686,601,818	8,136,855,073	195,434,227		
1604DR	MISSISSIPPI	1-HUMAN SERVICES	2,964,165,485	605,499,715	2,345,113,073	619,052,412	287,695,341	2,057,417,732	13,552,697
		2-INFRASTRUCTURE	951,076,705	1,005,200	948,730,851	2,345,854	447,445,483	501,285,368	1,340,654
		3-MITIGATION	17,998,947	3,900,053	10,923,894	7,075,053	9,994,433	929,461	3,175,000
		4-OPERATIONS	1,489,292,910		1,457,324,709	31,968,201	1,330,718,502	126,606,207	31,968,201
		5-ADMINISTRATION	2,617,489,127	102,157,594	2,494,891,138	122,597,989	1,565,685,971	929,205,167	20,440,395
TOTAL	8,040,023,175	712,562,561	7,256,983,665	783,039,509	3,641,539,730	3,615,443,935	70,476,948		
1605DR	ALABAMA	1-HUMAN SERVICES	1,203,442,053	56,715,403	1,140,262,945	63,179,109	88,571,511	1,051,691,433	6,463,706
		2-INFRASTRUCTURE	100,426,362		97,070,003	3,356,359	34,039,704	63,030,299	3,356,359
		3-MITIGATION	2,784,984	35,000	2,449,984	335,000	1,924,010	525,974	300,000
		4-OPERATIONS	181,500,000		181,500,000		129,729,676	51,770,324	
		5-ADMINISTRATION	191,749,132	5,309,640	180,643,541	11,105,590	97,741,196	82,902,345	5,795,951
TOTAL	1,679,902,531	62,060,043	1,601,926,473	77,976,058	352,006,097	1,249,920,376	15,916,016		
3212EM	LOUISIANA	2-INFRASTRUCTURE							
		4-OPERATIONS	1,500,000		1,500,000		1,500,000		
		5-ADMINISTRATION	7,008,058		7,008,058		6,340,126	667,933	
		TOTAL	8,508,058		8,508,058		7,840,126	667,933	
3213EM	MISSISSIPPI	2-INFRASTRUCTURE							
		4-OPERATIONS							
		5-ADMINISTRATION	2,622,585		2,622,585		2,535,527	87,058	
		TOTAL	2,622,585		2,622,585		2,535,527	87,058	
3214EM	ALABAMA	2-INFRASTRUCTURE							
		4-OPERATIONS							
		5-ADMINISTRATION	84,454		84,454		31,478	52,976	
		TOTAL	84,454		84,454		31,478	52,976	
3215EM	ARKANSAS	2-INFRASTRUCTURE	41,083,900		38,758,384	2,325,516	2,193,043	36,565,341	2,325,516
		4-OPERATIONS	3,500,000		3,500,000		3,500,000		
		5-ADMINISTRATION	4,010,259		3,549,527	460,732	700,711	2,848,816	460,732
		TOTAL	48,594,159		45,807,911	2,786,248	6,393,753	39,414,157	2,786,248
3216EM	TEXAS	2-INFRASTRUCTURE	418,350,699		415,935,675	2,415,024	124,849,298	291,086,377	2,415,024
		4-OPERATIONS	37,740,000		37,740,000		37,740,000		
		5-ADMINISTRATION	24,372,652		21,753,177	2,619,475	13,485,195	8,267,982	2,619,475
		TOTAL	480,463,351		475,428,852	5,034,499	176,074,493	299,354,359	5,034,499
3217EM	TENNESSEE	2-INFRASTRUCTURE	29,000,000		27,438,432	1,561,568	27,438,432		1,561,568
		4-OPERATIONS	5,000		5,000		5,000		
		5-ADMINISTRATION	85,380		85,380		4,017	81,363	
		TOTAL	29,090,380		27,528,812	1,561,568	27,447,449	81,363	1,561,568
3218EM	GEORGIA	2-INFRASTRUCTURE	20,900,000		19,934,649	965,351	12,090,899	7,843,750	965,351
		5-ADMINISTRATION	92,000		92,000		91,233	767	
		TOTAL	20,992,000		20,026,649	965,351	12,182,132	7,844,517	965,351
		2-INFRASTRUCTURE	7,035,313		6,960,448	74,865	830,818	6,129,630	74,865
3219EM	OKLAHOMA	5-ADMINISTRATION	176,910		158,272	18,639	17,073	141,199	18,639
		TOTAL	7,212,223		7,118,720	93,503	847,891	6,270,829	93,503
		2-INFRASTRUCTURE	9,200,000		7,845,819	1,354,181	7,590,367	255,452	1,354,181
3220EM	FLORIDA	5-ADMINISTRATION	2,272		2,272		2,272		
		TOTAL	9,202,272		7,848,091	1,354,181	7,590,367	257,724	1,354,181
		2-INFRASTRUCTURE	321,000		315,855	5,145	295,064	20,790	5,145
3221EM	WEST VIRGINIA	5-ADMINISTRATION	123,811		108,524	15,287	2,902	105,622	15,287
		TOTAL	444,811		424,379	20,432	297,966	126,413	20,432
		2-INFRASTRUCTURE	2,000,000		1,968,692	31,308	763,564	1,205,129	31,308
3222EM	NORTH CAROLINA	5-ADMINISTRATION	2,261		2,261		2,000	261	
		TOTAL	2,002,261		1,970,953	31,308	765,564	1,205,390	31,308

PROGRAM CODE	STATE NAME	PROGRAM AREA	ALLOCATIONS	UN-OBLIGATED COMMITMENTS	OBLIGATIONS	UN-OBLIGATED ALLOCATIONS(c)	UN-LIQUIDATED OBLIGATIONS	EXPENDITURES	ALLOCATION AVAILABLE
3223EM	UTAH	2-INFRASTRUCTURE	1,314,377		990,895	323,482	167,438	823,457	323,482
		4-OPERATIONS	5,000		5,000		5,000		
		5-ADMINISTRATION	119,306		97,482	21,824	57,137	40,345	21,824
		TOTAL	1,438,683		1,093,377	345,307	229,575	863,802	345,307
3224EM	COLORADO	2-INFRASTRUCTURE	12,731,220		11,791,633	939,587	916,701	10,874,932	939,587
		4-OPERATIONS							
		5-ADMINISTRATION	436,638		401,784	34,854	26,975	374,809	34,854
		TOTAL	13,167,858		12,193,417	974,440	943,676	11,249,742	974,440
3225EM	MICHIGAN	2-INFRASTRUCTURE	1,325,000		946,069	378,931	778,646	167,423	378,931
		5-ADMINISTRATION	402,484		314,737	87,747	103,766	210,971	87,747
		TOTAL	1,727,484		1,260,806	466,678	882,412	378,394	466,678
		2-INFRASTRUCTURE	1,454,438		1,408,945	45,493	1,408,945		45,493
3226EM	DISTRICT OF COLUMBIA	5-ADMINISTRATION	100,803		56,221	44,582	3,364	52,857	44,582
		TOTAL	1,555,241		1,465,166	90,075	1,412,309	52,857	90,075
		2-INFRASTRUCTURE	2,865,178		2,865,175	3	2,865,175		3
		5-ADMINISTRATION	335,784		291,952	43,832	13,739	278,212	43,832
3227EM	WASHINGTON	TOTAL	3,200,962		3,157,126	43,835	2,878,914	278,212	43,835
		2-INFRASTRUCTURE	2,047,247		2,047,243	4	1,781,052	266,191	4
		5-ADMINISTRATION	45,053		38,096	6,957	6,963	31,133	6,957
		TOTAL	2,092,300		2,085,339	6,961	1,788,015	297,324	6,961
3229EM	NEW MEXICO	2-INFRASTRUCTURE	2,139,800		798,450	1,341,350	718,983	79,467	1,341,350
		5-ADMINISTRATION	106,507		70,140	36,367	4,513	65,627	36,367
		TOTAL	2,246,307		868,590	1,377,716	723,496	145,094	1,377,716
		2-INFRASTRUCTURE	2,418,578		711,125	1,707,453	33,873	677,253	1,707,453
3230EM	ILLINOIS	5-ADMINISTRATION	263,877		241,668	22,208	87,170	154,498	22,208
		TOTAL	2,682,455		952,794	1,729,661	121,043	831,751	1,729,661
		2-INFRASTRUCTURE	4,000,000		3,909,328	90,672	3,253,851	655,476	90,672
		5-ADMINISTRATION	22,000		22,000		14,039	7,961	
3231EM	KENTUCKY	TOTAL	4,022,000		3,931,328	90,672	3,267,891	663,437	90,672
		2-INFRASTRUCTURE	2,005,000		205,844	1,799,156	205,844	1,799,156	
		5-ADMINISTRATION	835,745		585,147	250,598	20,297	564,850	250,598
		TOTAL	2,840,745		790,991	2,049,754	226,141	564,850	2,049,754
3233EM	SOUTH CAROLINA	2-INFRASTRUCTURE	3,614,915		3,263,685	351,230	1,058,046	2,205,639	351,230
		5-ADMINISTRATION	57,000		57,000		16,911	40,089	
		TOTAL	3,671,915		3,320,685	351,230	1,074,957	2,245,728	351,230
		2-INFRASTRUCTURE	261,722		261,676	46	196,927		46
3234EM	SOUTH DAKOTA	5-ADMINISTRATION	82,700		60,444	22,656	54,414	5,630	22,656
		TOTAL	344,422		321,720	22,702	119,163	202,557	22,702
		2-INFRASTRUCTURE	2,569,000		2,461,816	107,184	1,758,586	703,230	107,184
		5-ADMINISTRATION	255,075		223,100	31,976	8,598	214,502	31,976
3235EM	PENNSYLVANIA	TOTAL	2,824,075		2,684,916	139,159	1,767,184	917,732	139,159
		2-INFRASTRUCTURE	161,000		160,818	182	30,410	130,408	182
		5-ADMINISTRATION	56,298		187	56,111		187	56,111
		TOTAL	217,298		161,005	56,293	30,410	130,595	56,293
3237EM	ALABAMA	2-INFRASTRUCTURE	2,500,000		1,016,187	1,483,813	179,395	836,791	1,483,813
		4-OPERATIONS	1,000,000		1,000,000		1,000,000		
		5-ADMINISTRATION							
		TOTAL	3,500,000		2,016,187	1,483,813	1,179,395	836,791	1,483,813
3238EM	INDIANA	2-INFRASTRUCTURE	4,127,992		3,789,690	338,302	3,789,690		338,302
		5-ADMINISTRATION	72,864		51,942	20,922	50,000	1,942	20,922
		TOTAL	4,200,856		3,841,632	359,224	3,839,690	1,942	359,224
		2-INFRASTRUCTURE	222,618		222,618		205,020	17,597	
3239EM	IOWA	5-ADMINISTRATION	66,380		5,639	60,741		5,639	60,741
		TOTAL	288,998		228,257	60,741	205,020	23,236	60,741
		2-INFRASTRUCTURE	562,100		561,809	291	425,053	136,757	291
		5-ADMINISTRATION	130,910		99,256	31,654	710	98,547	31,654
3240EM	VIRGINIA	TOTAL	693,010		661,066	31,944	425,762	235,303	31,944
		2-INFRASTRUCTURE	4,113,330		3,628,830	484,500	524,825	3,104,005	484,500
		5-ADMINISTRATION	2,285,400		2,216,716	68,684	2,058,609	158,107	68,684
		TOTAL	6,398,730		5,845,546	553,184	2,583,434	3,262,112	553,184
3241EM	ARIZONA	2-INFRASTRUCTURE	15,000,000		3,449,504	11,550,496	2,507,995	941,509	11,550,496
		5-ADMINISTRATION	74,450		50,000	24,450	50,000		24,450
		TOTAL	15,074,450		3,499,504	11,574,946	2,557,995	941,509	11,574,946
		2-INFRASTRUCTURE							

PROGRAM CODE	STATE NAME	PROGRAM AREA	ALLOCATIONS	UN-OBLIGATED COMMITMENTS	OBLIGATIONS	UN-OBLIGATED ALLOCATIONS(c)	UN-LIQUIDATED OBLIGATIONS	EXPENDITURES	ALLOCATION AVAILABLE
3243EM	NEVADA	2-INFRASTRUCTURE	1,000,000		563,921	436,079	274,011	289,911	436,079
		5-ADMINISTRATION	341,200		265,392	75,808	61,075	204,317	75,808
		TOTAL	1,341,200		829,313	511,887	335,085	494,228	511,887
3244EM	IDAHO	2-INFRASTRUCTURE	584,137		584,134	3	546,233	37,901	3
		5-ADMINISTRATION	35,700		10,108	25,592	249	9,860	25,592
		TOTAL	619,837		594,243	25,594	546,482	47,761	25,594
3245EM	NEBRASKA	2-INFRASTRUCTURE	210,100		210,100		188,611	21,489	
		5-ADMINISTRATION	56,602		1,302	55,301		1,302	55,301
		TOTAL	266,702		211,402	55,301	188,611	22,790	55,301
3246EM	CONNECTICUT	2-INFRASTRUCTURE	1,000,000		353,722	646,278	353,722		646,278
		5-ADMINISTRATION	63,173		54,298	8,875	33,591	20,708	8,875
		TOTAL	1,063,173		408,020	655,153	387,312	20,708	655,153
3247EM	NORTH DAKOTA	2-INFRASTRUCTURE							
		5-ADMINISTRATION	88,387		68,149	20,238	47,997	20,151	20,238
		TOTAL	88,387		68,149	20,238	47,997	20,151	20,238
3248EM	CALIFORNIA	2-INFRASTRUCTURE	200,000			200,000			200,000
		5-ADMINISTRATION	768,320		619,127	149,193	77,192	541,935	149,193
		TOTAL	968,320		619,127	349,193	77,192	541,935	349,193
3249EM	WISCONSIN	2-INFRASTRUCTURE	3,501,228		2,838,757	662,471	2,685,061	153,696	662,471
		5-ADMINISTRATION	74,737		51,227	23,510	50,002	1,225	23,510
		TOTAL	3,575,965		2,889,984	685,981	2,735,063	154,921	685,981
3250EM	OHIO	2-INFRASTRUCTURE	2,518,180		2,163,607	354,573	1,256,877	906,730	354,573
		5-ADMINISTRATION	75,350		50,000	25,350	50,000		25,350
		TOTAL	2,593,530		2,213,607	379,923	1,306,877	906,730	379,923
3251EM	MARYLAND	2-INFRASTRUCTURE	3,000,000		967,297	2,032,703	784,318	182,979	2,032,703
		5-ADMINISTRATION	106,326		87,098	19,227	2,561	84,537	19,227
		TOTAL	3,106,326		1,054,395	2,051,930	786,879	267,516	2,051,930
3252EM	MASSACHUSETTS	2-INFRASTRUCTURE	5,250,000		4,110,838	1,139,162	1,544,793	2,566,045	1,139,162
		5-ADMINISTRATION	224,680		201,171	23,510	32,676	168,495	23,510
		TOTAL	5,474,680		4,312,009	1,162,672	1,577,469	2,734,540	1,162,672
3253EM	MONTANA	2-INFRASTRUCTURE	400,000		397,372	2,628	281,183	116,189	2,628
		5-ADMINISTRATION	88,952		77,682	11,270	49,700	27,982	11,270
		TOTAL	488,952		475,054	13,898	330,883	144,171	13,898
3255EM	RHODE ISLAND	2-INFRASTRUCTURE	1,500,000		969,412	530,589	969,412		530,589
		5-ADMINISTRATION	36,916		29,493	7,422	18,084	11,409	7,422
		TOTAL	1,536,916		998,905	538,011	987,495	11,409	538,011
3256EM	MAINE	2-INFRASTRUCTURE	100,000		47,927	52,073	47,927		52,073
		5-ADMINISTRATION	6,000		6,000		6,000		
		TOTAL	106,000		53,927	52,073	53,927		52,073
3257EM	NEW JERSEY	2-INFRASTRUCTURE	120,026		120,026		3,334	116,692	
		5-ADMINISTRATION	50,267		29,250	21,017	1,302	27,948	21,017
		TOTAL	170,293		149,276	21,017	4,636	144,640	21,017
3258EM	NEW HAMPSHIRE	2-INFRASTRUCTURE	100,000		9,887	90,113	9,887		90,113
		5-ADMINISTRATION	6,000		6,000		5,908	92	
		TOTAL	106,000		15,887	90,113	15,796	92	90,113
3262EM	NEW YORK	2-INFRASTRUCTURE	1,072,664		1,072,664		329,468	743,196	
		5-ADMINISTRATION	219,900		224,331	(4,431)	7,253	217,078	(4,431)
		TOTAL	1,292,564		1,296,995	(4,431)	336,720	960,275	(4,431)
3263EM	DELAWARE	2-INFRASTRUCTURE	24,772		24,771	1	24,771		1
		5-ADMINISTRATION	48,900		993	47,907	550	443	47,907
		TOTAL	73,672		25,764	47,908	25,321	443	47,908
GRAND TOTAL			27,281,257,367	2,426,776,726	24,530,114,433	2,751,142,935	11,064,907,352	13,465,207,081	324,366,208

KATRINA MISSION ASSIGNMENTS

AS OF 03-29-2006

OBLIGATIONS	
DHS AGENCIES	Total
BTS	200,000
CBP	30,957,949
FLETC	460,103
FPS	173,762,179
IAIP	214,000
ICE	36,417,200
NCS	7,318,000
OCFO	210,000
OSLGCP	200,000
S&T	100,000
TSA	455,000
USCG	214,557,501
USCIS	910,000
USSS	8,800
Subtotal, DHS	465,770,732
OTHER AGENCIES	Total
AID	17,354,000
APHIS	380,000
ARC	55,000
BUREC	1,089,000
CDC	19,903,500
CNCS	4,415,500
COE-LRD	15,000
COE-MVD	3,802,180,516
COE-SAD	181,705,000
DHUD	82,895,000
DOC	1,200,000
DOD	1,123,322,389
DOE	390,000
DOED	230,000
DOI	1,264,400
DOL	325,000
DOS	55,000
DOT	419,727,213
EEOC	200,000
EPA	321,886,200
FAA	
FCC	200,000
FCSIC	200,000
FMSHRC	200,000
FNS	20,000
GSA	77,988,268
HHS	161,637,800
MSPB	2,000
NAR	625,000
NASA	450,000
NCPC	20,000
NCUA	
NGA	620,000
NLRB	240,000
NOAA	1,750,000
NPS	157,000
NRC	200,000
NSF	200,000
OPM	615,000
OSHA	21,225,000
RRB	25,000
SBA	200,000
SCS	11,800
SEC	2,000
SSA	1,025,000
TREAS	2,110,650
TVA	7,787,451
USDA	12,560,500
USDJ	55,129,600
USFS	178,545,288
USGS	460,800
USPC	4,697,217
USPHS	
USPS	2,098,270
VA	75,000
Subtotal, Other Agencies	6,509,671,362
GRAND TOTAL MA s	6,975,442,094

RITA DECLARATIONS BY MAJOR OBJECT CLASS

AS OF 03-29-2006

PROGRAM AREA	PROGRAM NAME	ALLOCATIONS	UN-OBLIGATED COMMITMENTS	OBLIGATIONS	UN-OBLIGATED ALLOCATIONS(c)	UN-LIQUIDATED OBLIGATIONS	EXPENDITURES	ALLOCATION AVAILABLE
1-HUMAN SERVICES	2503-UNEMPLOYMENT	18,291,421		17,838,942	452,479		17,838,942	452,479
	2504-CRISIS COUNSELING-NIMH							
	2576-LEGAL SERVICES	5,000			5,000			5,000
	2592-INSPECTIONS	65,198,750	30,808	65,166,747	32,003	19,619,291	45,547,456	1,194
	4149-OTHER NEEDS ASSISTANCE	94,150,000		94,150,000		933,028	93,216,972	
	414X-HOUSING ASSISTANCE	1,034,601,568		1,034,600,669	899	139,414,783	895,185,886	899
	4152-CRISIS COUNSELING-SCC	1,557,215		650,742	906,473	650,742		906,473
	4154-OTHER NEEDS ASSISTANCE	68,880,000		68,880,000		5,493,650	63,386,350	
	MANUFACTURED HOUSING	241,797,400	118,126,081	108,189,001	133,608,399	22,065,492	86,123,509	15,482,319
TOTAL	1,524,481,354	118,156,889	1,389,476,101	135,005,253	188,176,986	1,201,299,114	16,848,364	
2-INFRASTRUCTURE	2594-INSPECTIONS	18,395,900	2,550,000	15,782,400	2,613,500	11,941,371	3,841,029	63,500
	416X-PUBLIC ASSISTANCE	372,697,097		371,473,777	1,223,320	187,404,189	184,069,588	1,223,320
	TOTAL	391,092,997	2,550,000	387,256,177	3,836,820	199,345,560	187,910,617	1,286,820
3-MITIGATION	2593-INSPECTIONS	16,244,974	4,870,040	6,799,934	9,445,040	5,155,652	1,644,282	4,575,000
	4173-HAZARD MITIGATION	1,888,844		1,888,844		1,888,844		
	TOTAL	18,133,818	4,870,040	8,688,778	9,445,040	7,044,496	1,644,282	4,575,000
4-OPERATIONS	2507-MISSIONS-TA	1,100,000		1,100,000		1,035,443	64,557	
	2508-MISSIONS-DFA	772,196,000		760,513,600	11,682,400	709,252,576	51,261,024	11,682,400
	TOTAL	773,296,000		761,613,600	11,682,400	710,288,020	51,325,580	11,682,400
5-ADMINISTRATION	11XX-SALARIES & BENEFITS	43,805,560		43,238,410	567,150	43,238,410		567,150
	21XX-TRAVEL	29,569,738	31,829	29,318,540	251,198	3,121,499	26,197,040	219,369
	22XX-TRANSPORTION	3,761,000	1,174,125	472,000	3,289,000	336,085	135,915	2,114,875
	23XX-RENT, COMM, UTILITIES	21,097,325	3,250,673	16,505,430	4,591,895	7,787,833	8,717,597	1,341,222
	24XX-PRINT & REPRO	1,143,000	147,100	796,586	346,414	545,605	250,981	199,314
	2501-MISSIONS-FOS	400,228,685		394,328,685	5,900,000	389,170,823	5,157,862	5,900,000
	25XX-OTHER SERVICES	520,215,374	109,328,518	408,621,925	111,593,449	192,746,826	215,875,099	2,264,932
	26XX-SUPPLIES & MATERIALS	51,080,975	6,349,054	42,522,237	8,558,738	11,557,287	30,964,949	2,209,684
	31XX-EQUIPMENT	11,255,983	4,584,863	7,608,557	3,647,426	2,273,846	5,334,711	(937,437)
	32XX-LAND & STRUCTURES	2,100,000	2,100,000			2,100,000		
	4101-URBAN SEARCH & RESCUE	22,422,603	120,000	22,302,603	120,000	18,452,487	3,850,115	
TOTAL	1,106,680,242	127,086,162	965,714,971	140,965,271	625,992,291	339,722,680	13,879,109	
GRAND TOTAL	3,813,684,411	252,663,092	3,512,749,627	300,934,784	1,730,847,353	1,781,902,274	48,271,693	

RITA DECLARATIONS BY PROGRAM AREA

AS OF 03-29-2006

PROGRAM CODE	STATE NAME	PROGRAM AREA	ALLOCATIONS	UN-OBLIGATED COMMITMENTS	OBLIGATIONS	UN-OBLIGATED ALLOCATIONS(c)	UN-LIQUIDATED OBLIGATIONS	EXPENDITURES	ALLOCATION AVAILABLE
1606DR	TEXAS	1-HUMAN SERVICES	942,918,522	69,660,784	856,409,899	86,508,623	178,603,660	677,806,239	16,847,839
		2-INFRASTRUCTURE	235,493,900	2,550,000	232,111,603	3,382,297	98,507,040	133,604,563	832,297
		3-MITIGATION	11,399,991	4,135,000	2,699,991	8,700,000	2,423,689	276,302	4,565,000
		4-OPERATIONS	238,150,000		235,467,600	2,682,400	235,216,347	251,253	2,682,400
		5-ADMINISTRATION	581,780,450	79,075,180	492,969,839	88,810,611	291,681,178	201,288,661	9,735,431
		TOTAL	2,009,742,863	155,420,964	1,819,658,932	190,083,931	806,431,914	1,013,227,018	34,662,967
1607DR	LOUISIANA	1-HUMAN SERVICES	581,562,832	48,496,105	533,066,202	48,496,630	9,573,326	523,492,875	525
		2-INFRASTRUCTURE	142,264,097		141,980,570	283,527	96,889,240	45,091,331	283,527
		3-MITIGATION	6,733,827	735,040	5,988,787	745,040	4,620,806	1,367,981	10,000
		4-OPERATIONS	530,036,000		521,036,000	9,000,000	469,961,673	51,074,327	9,000,000
		5-ADMINISTRATION	407,173,513	48,010,983	355,018,853	52,154,660	218,685,346	136,333,507	4,143,677
		TOTAL	1,667,770,268	97,242,128	1,557,090,412	110,679,857	799,730,391	757,360,021	13,437,729
3259EM	FLORIDA	2-INFRASTRUCTURE	8,700,000		8,590,346	109,654	3,884,223	4,706,123	109,654
		4-OPERATIONS	10,000		10,000		10,000		
		5-ADMINISTRATION	1,335,741		1,335,741		1,268,445	67,295	
		TOTAL	10,045,741		9,936,086	109,654	5,162,668	4,773,418	109,654
3260EM	LOUISIANA	2-INFRASTRUCTURE							
		4-OPERATIONS	100,000		100,000		100,000		
		5-ADMINISTRATION	175,000		175,000		175,000		
		TOTAL	275,000		275,000		275,000		
3261EM	TEXAS	2-INFRASTRUCTURE	4,635,000		4,573,658	61,342	65,057	4,508,601	61,342
		4-OPERATIONS	5,000,000		5,000,000		5,000,000		
		5-ADMINISTRATION	116,215,539		116,215,539		114,182,323	2,033,216	
		TOTAL	125,850,539		125,789,197	61,342	119,247,379	6,541,817	61,342
GRAND TOTAL			3,813,684,411	252,663,092	3,512,749,627	300,934,784	1,730,847,353	1,781,902,274	48,271,693

RITA MISSION ASSIGNMENTS

AS OF 03-29-2006

OBLIGATIONS	
DHS AGENCIES	Total
CBP	12,000,000
FPS	11,445,000
NCS	5,862,685
USCG	26,863,000
Subtotal, DHS	56,170,685
OTHER AGENCIES	Total
APHIS	20,000
ARC	40,000
BIA	317,600
BUREC	1,000,000
CDC	
CNCS	240,000
COE-MVD	384,325,000
COE-NAD	
COE-SAD	155,000
COE-SWD	265,635,000
DHUD	120,000
DOD	48,480,000
DOE	60,000
DOI	5,000
DOT	67,020,000
EPA	44,545,000
GSA	540,000
HHS	83,290,000
NGA	690,000
NOAA	2,790,000
TREAS	80,000
TVA	2,000,000
USDA	6,470,000
USFS	180,905,000
USGS	44,000
USPC	1,000,000
VA	10,000,000
Subtotal, Other Agencies	1,099,771,600
GRAND TOTAL MA s	1,155,942,285

WILMA DECLARATIONS BY MAJOR OBJECT CLASS

AS OF 03-22-2006

PROGRAM AREA	PROGRAM NAME	ALLOCATIONS	UN-OBLIGATED COMMITMENTS	OBLIGATIONS	UN-OBLIGATED ALLOCATIONS(c)	UN-LIQUIDATED OBLIGATIONS	EXPENDITURES	ALLOCATION AVAILABLE
1-HUMAN SERVICES	2503-UNEMPLOYMENT	5,770,125		5,770,125			5,770,125	
	2504-CRISIS COUNSELING-NIMH	3,246,808		3,246,808			3,246,808	
	2576-LEGAL SERVICES	5,000		5,000		5,000		
	2592-INSPECTIONS	42,429,400		42,429,256	144	11,093,360	31,335,896	144
	4149-OTHER NEEDS ASSISTANCE	148,000,000		148,000,000		7,318,608	140,681,392	
	414X-HOUSING ASSISTANCE	156,695,000		156,695,000		19,354,663	137,340,337	
	4152-CRISIS COUNSELING-SCC	2,628,148		1,751,789	876,359	586,828	1,164,961	876,359
	MANUFACTURED HOUSING	89,013,000	8,975,576	76,415,414	12,597,586	14,444,822	61,970,592	3,622,011
TOTAL	447,787,481	8,975,576	434,313,392	13,474,089	52,803,281	381,510,111	4,498,513	
2-INFRASTRUCTURE	2594-INSPECTIONS	44,126,700	16,016,400	28,110,300	16,016,400	23,823,994	4,286,306	
	416X-PUBLIC ASSISTANCE	712,050,000		678,926,643	33,123,357	487,546,483	191,380,160	33,123,357
	TOTAL	756,176,700	16,016,400	707,036,943	49,139,757	511,370,477	195,666,466	33,123,357
3-MITIGATION	2593-INSPECTIONS	1,000,000	335,100	599,900	400,100	478,019	121,881	65,000
	TOTAL	1,000,000	335,100	599,900	400,100	478,019	121,881	65,000
4-OPERATIONS	2507-MISSIONS-TA	700,000		700,000		686,205	13,795	
	2508-MISSIONS-DFA	233,328,384		233,328,384		232,595,129	733,254	
	TOTAL	234,028,384		234,028,384		233,281,334	747,050	
5-ADMINISTRATION	11XX-SALARIES & BENEFITS	32,973,330		29,603,526	3,369,804		29,603,526	3,369,804
	21XX-TRAVEL	13,059,700	167,200	12,745,172	314,528	1,480,275	11,264,898	147,328
	22XX-TRANSPORTATION	12,725,440	410,000	10,225,440	2,500,000	8,118,943	2,106,497	2,090,000
	23XX-RENT, COMM, UTILITIES	5,871,000	2,476,426	3,417,760	2,453,240	1,789,897	1,627,863	(23,186)
	24XX-PRINT & REPRO	323,500	39,928	265,870	57,630	151,954	113,916	17,702
	2501-MISSIONS-FOS	132,029,012		132,029,012		125,394,264	6,634,748	
	25XX-OTHER SERVICES	18,150,000	7,573,670	11,456,660	6,693,340	9,483,924	1,972,737	(880,330)
	26XX-SUPPLIES & MATERIALS	91,470,000	16,087,313	74,646,543	16,823,457	73,749,547	896,996	736,144
	31XX-EQUIPMENT	2,310,000	1,669,338	494,884	1,815,116	129,842	365,043	145,778
	32XX-LAND & STRUCTURES	74,225	4,932	69,293	4,932	51,001	18,292	
4101-URBAN SEARCH & RESCUE	6,216,000		6,027,227	188,773	5,498,698	528,529	188,773	
TOTAL	315,202,207	28,428,806	280,981,388	34,220,819	225,848,343	55,133,045	5,792,013	
GRAND TOTAL	1,754,194,772	53,755,882	1,656,960,007	97,234,765	1,023,781,454	633,178,553	43,478,883	

WILMA DECLARATIONS BY PROGRAM AREA

AS OF 03-29-2006

PROGRAM CODE	STATE NAME	PROGRAM AREA	ALLOCATIONS	UN-OBLIGATED COMMITMENTS	OBLIGATIONS	UN-OBLIGATED ALLOCATIONS(c)	LIQUIDATED OBLIGATIONS	EXPENDITURES	ALLOCATION AVAILABLE
1609DR	FLORIDA	1-HUMAN SERVICES	447,787,481	8,975,576	434,313,392	13,474,089	52,803,281	381,510,111	4,498,513
		2-INFRASTRUCTURE	756,176,700	16,016,400	707,036,943	49,139,757	511,370,477	195,666,466	33,123,357
		3-MITIGATION	1,000,000	335,100	599,900	400,100	478,019	121,881	65,000
		4-OPERATIONS	234,028,384		234,028,384		233,281,334	747,050	
		5-ADMINISTRATION	315,202,207	28,428,806	280,981,388	34,220,819	225,848,343	55,133,045	5,792,013
		TOTAL	1,754,194,772	53,755,882	1,656,960,007	97,234,765	1,023,781,454	633,178,553	43,478,883
GRAND TOTAL			1,754,194,772	53,755,882	1,656,960,007	97,234,765	1,023,781,454	633,178,553	43,478,883

WILMA MISSION ASSIGNMENTS

AS OF 03-29-2006

OBLIGATIONS	
DHS AGENCIES	Total
FPS	30,521,512
NCS	40,000
USCG	120,000
Subtotal, DHS	30,681,512
OTHER AGENCIES	Total
CIA	200,000
CNCS	1,250,000
COE-SAD	293,772,000
DOC	200,000
DOD	3,550,000
DOE	55,000
DOI	28,384
DOT	20,083,000
EPA	440,000
GSA	130,000
HHS	9,395,000
NOAA	115,000
NPS	
SSA	200,000
USDA	330,000
USDJ	45,000
USFS	5,580,000
USFWS	
USGS	2,500
Subtotal, Other Agencies	335,375,884
GRAND TOTAL MA s	366,057,396



**FINANCIAL INFORMATION TOOL
FOR HURRICANE KATRINA, RITA, & WILMA DECLARATIONS ONLY
NOTES & TERMS**

ITEM	DESCRIPTION
21XX-TRAVEL OF PEOPLE	Travel & transportation costs of FEMA employees and evacuating disaster victims
22XX-TRANSPORT OF THINGS	Transporting things such as express mail and equipment
23XX-RENT, COMM, UTILITIES	JFO Office space, DRC Office space, phone lines, electricity, water, etc.
24XX-PRINT & REPRO	Quick Copy service, printing and duplicating , etc.
2501-MISSIONS-FOS	Federal Operational Support - OFA Administrative costs such as travel, overtime, etc.
2503-UNEMPLOYMENT	Unemployment assistance to disaster victims
2507-MISSIONS-TA	Technical Assistance - provided by an OFA to the State & Local Governments
2508-MISSIONS-DFA	Direct Federal Assistance - provided by OFAs to directly benefit the State/Local Government and/or citizens usually commodities and services like ice, water, meals, etc.
2576-LEGAL SERVICES	Provided to assist disaster victims
2592-INSPECTIONS IHP/IFG	To inspect individual disaster victim's homes to determine eligibility for FEMA assistance programs
2593-INSPECTIONS HMTAP	To provide inspections, reviews and other technical assistance related to the Hazard Mitigation Program
2594-INSPECTIONS PA TAC	To prepare preliminary damage assessments and damage survey reports for the Public Assistance Program
25XX-OTHER SERVICES	Other services provided by contract not otherwise categorized
26XX-SUPPLIES & MATERIALS	Office supplies, IT supplies, safety supplies, fuel, clothing, food, drinking water, parts, etc.
31XX-EQUIPMENT	Durable personal property that has an expected life of 1 year or more such as equipment, tools, computers, etc.
32XX-LAND & STRUCTURES	Real estate and permanent improvements to real estate
4101-URBAN SEARCH & RESCUE	Cost of searching for and rescuing disaster victims from the disaster site(s)
414X-HOUSING & OTHER NEEDS	Awards to disaster victims for rent, hotels, minimal repairs, replacement, etc.
4154-OTHER NEEDS	Awards to disaster victims for medical, dental, funeral, personal property, clothing, furniture, and similar needs
416X-PUBLIC ASSISTANCE	Grants to States for projects under Infrastructue also known as the Public Assistance Program
4173-HAZARD MITIGATION	Grants to States for projects under the Mitigation Program
CRISIS COUNSELING	Grants to States or to the National Institutes of Mental Health to assist disaster victims
DRC	Disaster Recovery Center for assisting disaster victims in applying for disaster assistance
JFO	Joint Field Office
MANUFACTURED HOUSING	Costs of setting up short term temporary housing for disaster victims including manufactured housing and pad setup
OFA	Other Federal Agency other than FEMA
PROGRAM CODE	Disaster Number
PROGRAM NAME	Identifies and groups costs associated with a specific FEMA Program
VENDOR ALPHA	Name of private company, OFA, or State/Local government with whom FEMA has contracted to provide commodities or services, or pay grants/awards

FINANCIAL INFORMATION TOOL
FOR HURRICANE KATRINA, RITA, & WILMA DECLARATIONS ONLY
VENDORS WITH CUMMULATIVE OBLIGATIONS GREATER THAN OR EQUAL TO \$50 MILLION IN DESCENDING ORDER BY OBLIGATIONS
AS OF 03-29-2006

VENDOR ALPHA	OBLIGATIONS	EXPENDITURES
LA OFFICE OF HOMELAND SECURITY	6,880,882,166.56	5,361,353,903.21
US ARMY CORPS OF ENGINEERS	4,928,287,515.87	351,561,057.54
MISSISSIPPI, STATE OF	2,088,046,638.52	1,650,670,134.85
DEPARTMENT OF DEFENSE	1,487,583,566.82	273,023,157.57
TX DEPARTMENT OF PUBLIC SAFETY	1,351,668,624.26	988,661,913.33
FLORIDA BUREAU OF DISASTER	1,150,240,798.05	539,143,834.25
ENVIRONMENTAL PROTECTION AGENCY	761,213,137.00	6,924,352.41
FLUOR DANIEL INC	682,561,398.98	249,497,843.33
GULF STREAM COACH, INC.	521,377,500.00	485,833,869.00
DEPARTMENT OF TRANSPORTATION	506,830,213.00	45,363,243.83
BECHTEL NATIONAL, INC.	466,269,873.50	294,037,389.47
CORPORATE LODGING CONSULTANTS, INC.	460,670,600.00	351,239,728.05
SHAW ENVIRONMENTAL & INFRASTRUCTURE	414,276,914.50	229,374,522.74
USDA FOREST SERVICE	384,390,788.00	180.91
MORGAN BUILDINGS & SPAS, INC.	372,324,890.00	311,183,570.68
US DEPARTMENT OF LABOR	352,873,869.00	347,643,523.44
PRECISION HOMES	287,515,000.00	283,162,796.99
DEPARTMENT OF HEALTH AND HUMAN SERVICES	271,291,683.00	13,958,658.56
AMERICAN RED CROSS	250,294,800.00	248,948,173.63
US COAST GUARD	241,540,501.00	
FEDERAL PROTECTIVE SERVICE/DHS	221,414,962.90	961,462.96
AL EMERGENCY MANAGEMENT AGENCY	219,717,946.50	180,015,737.76
CH2M HILL CONSTRUCTORS, INC.	191,301,776.65	108,721,253.24
CLEARBROOK LLC	176,302,412.00	133,810,643.53
GENERAL SERVICES ADMINISTRATION	172,840,090.76	16,416,656.42
GBL'S	154,872,500.00	89,544,145.18
CMH MANUFACTURING, INC.	138,967,578.79	109,193,483.79
PARTNERSHIP FOR RESPONSE & RECOVERY	136,826,326.79	100,379,373.72
FEMA GROUP TRAVEL	129,247,071.46	112,884,044.50
NORTH AMERICAN CATASTROPHE SVCS INC	127,417,151.00	120,723,985.89
BOURGET'S OF THE SOUTH, LLC	119,499,655.60	119,499,655.60
ALLTECH	113,709,059.60	80,170,304.21
NISTC	108,818,700.00	22,822,164.51
EMERGENCY RESPONSE PROG MANAGEMENT	108,535,800.00	40,463,315.85
AMERICOLD LOGISTICS LLC	89,668,506.58	77,148,633.80
HOUSING & URBAN DEVELOPMENT	83,015,000.00	32,429,029.57
CHAMPION HOME BUILDERS CO	80,759,579.79	70,400,027.50
US BANK	69,077,095.68	28,609,212.60
CUSTOMS AND BORDER PROTECTION	61,177,879.00	6,795,166.08
U S DEPARTMENT OF JUSTICE	55,174,600.00	3,069,530.97
CITIBANK	52,041,056.56	49,493,383.52
Grand Total	26,470,525,227.72	13,535,133,064.99



**FINANCIAL INFORMATION TOOL
FOR HURRICANE KATRINA, RITA, & WILMA DECLARATIONS ONLY
VENDORS WITH CUMMULATIVE OBLIGATIONS GREATER THAN OR EQUAL TO \$50 MILLION IN DESCENDING ORDER BY OBLIGATIONS
AS OF 03-29-2006 AT 7 AM**

VENDOR ALPHA	PROGRAM NAME	PROG CODE	STATE NAME	EVENT NAME	OBLIGATIONS	EXPENDITURES
LA OFFICE OF HOMELAND SECURITY	414X-HOUSING & OTHER NEEDS	1603DR	LOUISIANA	KATRINA	4,252,580,860.16	4,164,672,490.54
		1607DR	LOUISIANA	RITA	492,735,852.36	490,953,088.63
	416X-PUBLIC ASSISTANCE	1603DR	LOUISIANA	KATRINA	1,972,775,231.56	654,928,809.25
		1607DR	LOUISIANA	RITA	138,128,660.48	44,850,280.70
	4173-HAZARD MITIGATION	1603DR	LOUISIANA	KATRINA	10,795,418.00	
		1607DR	LOUISIANA	RITA	1,888,844.00	
	CRISIS COUNSELING	1603DR	LOUISIANA	KATRINA	11,977,300.00	5,949,234.09
LA OFFICE OF HOMELAND SECURITY Total					6,880,882,166.56	5,361,353,903.21
US ARMY CORPS OF ENGINEERS	2501-MISSIONS-FOS	1602DR	FLORIDA	KATRINA	405,000.00	36,684.52
		1603DR	LOUISIANA	KATRINA	47,273,364.00	2,547,937.69
		1604DR	MISSISSIPPI	KATRINA	454,590,739.91	54,990,569.01
		1605DR	ALABAMA	KATRINA	30,300,000.00	9,690,258.33
		1606DR	TEXAS	RITA	41,595,000.00	3,245,353.38
		1607DR	LOUISIANA	RITA	2,825,000.00	250,681.90
		1609DR	FLORIDA	WILMA	70,822,000.00	6,587,108.11
		3213EM	MISSISSIPPI	KATRINA	160,561.11	56,404.93
		3214EM	ALABAMA	KATRINA		
		3259EM	FLORIDA	RITA	155,000.00	22,494.74
		3261EM	TEXAS	RITA	5,590,000.00	14,958.43
	2507-MISSIONS-TA	1603DR	LOUISIANA	KATRINA	7,180,000.00	253,089.98
		1604DR	MISSISSIPPI	KATRINA	243,255.98	122,758.06
		1606DR	TEXAS	RITA	100,000.00	7,204.17
		1607DR	LOUISIANA	RITA	1,000,000.00	57,352.50
		1609DR	FLORIDA	WILMA	600,000.00	13,795.43
	2508-MISSIONS-DFA	1603DR	LOUISIANA	KATRINA	2,070,992,000.00	54,810,760.01
		1604DR	MISSISSIPPI	KATRINA	1,221,755,594.87	115,722,463.36
		1605DR	ALABAMA	KATRINA	151,000,000.00	51,280,277.46
		1606DR	TEXAS	RITA	213,350,000.00	244,048.95
		1607DR	LOUISIANA	RITA	380,500,000.00	50,873,602.12
		1609DR	FLORIDA	WILMA	222,350,000.00	733,254.46
		3260EM	LOUISIANA	RITA		
		3261EM	TEXAS	RITA	5,000,000.00	
	25XX-OTHER SERVICES	1603DR	LOUISIANA	KATRINA	500,000.00	
US ARMY CORPS OF ENGINEERS Total					4,928,287,515.87	351,561,057.54
MISSISSIPPI, STATE OF	414X-HOUSING & OTHER NEEDS	1604DR	MISSISSIPPI	KATRINA	1,213,273,810.06	1,169,204,372.54
	416X-PUBLIC ASSISTANCE	1604DR	MISSISSIPPI	KATRINA	866,885,664.46	478,709,278.31
	4173-HAZARD MITIGATION	1604DR	MISSISSIPPI	KATRINA	5,374,186.00	243,506.00
	CRISIS COUNSELING	1604DR	MISSISSIPPI	KATRINA	2,512,978.00	2,512,978.00
MISSISSIPPI, STATE OF Total					2,088,046,638.52	1,650,670,134.85
DEPARTMENT OF DEFENSE	2501-MISSIONS-FOS	1602DR	FLORIDA	KATRINA	100,000.00	
		1603DR	LOUISIANA	KATRINA	270,475,000.00	10,035,735.21
		1604DR	MISSISSIPPI	KATRINA	770,195,044.00	195,558,337.43
		1605DR	ALABAMA	KATRINA	2,510,000.00	
		1606DR	TEXAS	RITA	23,100,000.00	
		1607DR	LOUISIANA	RITA		
		1609DR	FLORIDA	WILMA	2,650,000.00	
		3212EM	LOUISIANA	KATRINA	250,000.00	
		3213EM	MISSISSIPPI	KATRINA	10,000.00	8,102.84
		3214EM	ALABAMA	KATRINA		
		3216EM	TEXAS	KATRINA	20,000.00	
		3259EM	FLORIDA	RITA	255,000.00	
		3260EM	LOUISIANA	RITA		
		3261EM	TEXAS	RITA	11,315,000.00	



VENDOR ALPHA	PROGRAM NAME	PROG CODE	STATE NAME	EVENT NAME	OBLIGATIONS	EXPENDITURES
	2508-MISSIONS-DFA	1603DR	LOUISIANA	KATRINA	24,812,000.00	
		1604DR	MISSISSIPPI	KATRINA	54,950,344.86	4,419,230.69
		1606DR	TEXAS	RITA	2,810,000.00	
		1607DR	LOUISIANA	RITA	11,000,000.00	
		1609DR	FLORIDA	WILMA	900,000.00	
		3216EM	TEXAS	KATRINA		
		3260EM	LOUISIANA	RITA		
	25XX-OTHER SERVICES	1603DR	LOUISIANA	KATRINA	16,082.04	
		1604DR	MISSISSIPPI	KATRINA	313,372.80	117,012.60
		1605DR	ALABAMA	KATRINA	79,950.24	
	26XX-SUPPLIES & MATERIALS	1603DR	LOUISIANA	KATRINA	149,535,482.19	62,879,315.04
		1604DR	MISSISSIPPI	KATRINA	90,958,532.13	
		1609DR	FLORIDA	WILMA	70,371,168.00	
	MANUFACTURED HOUSING	1603DR	LOUISIANA	KATRINA	451,276.92	
		1604DR	MISSISSIPPI	KATRINA	425,363.40	5,423.76
		1606DR	TEXAS	RITA	79,950.24	
DEPARTMENT OF DEFENSE Total					1,487,583,566.82	273,023,157.57
TX DEPARTMENT OF PUBLIC SAFETY	414X-HOUSING & OTHER NEEDS	1606DR	TEXAS	RITA	636,014,000.00	497,448,952.68
	4154-OTHER NEEDS	1606DR	TEXAS	RITA	68,880,000.00	63,386,349.75
	416X-PUBLIC ASSISTANCE	1606DR	TEXAS	RITA	220,181,203.17	130,004,673.39
		3216EM	TEXAS	KATRINA	411,730,775.28	289,270,752.35
		3261EM	TEXAS	RITA	4,573,657.81	4,508,601.16
	CRISIS COUNSELING	1603DR	LOUISIANA	KATRINA	9,638,246.00	4,042,584.00
		1606DR	TEXAS	RITA	650,742.00	
TX DEPARTMENT OF PUBLIC SAFETY Total					1,351,668,624.26	988,661,913.33
FLORIDA BUREAU OF DISASTER	414X-HOUSING & OTHER NEEDS	1609DR	FLORIDA	WILMA	304,695,000.00	278,021,729.07
	416X-PUBLIC ASSISTANCE	1602DR	FLORIDA	KATRINA	144,902,929.31	60,239,972.02
		1609DR	FLORIDA	WILMA	678,926,642.78	191,380,160.03
		3220EM	FLORIDA	KATRINA	7,845,818.93	255,452.03
		3259EM	FLORIDA	RITA	8,590,345.63	4,706,122.50
	CRISIS COUNSELING	1604DR	MISSISSIPPI	KATRINA	3,528,272.00	3,375,437.32
		1609DR	FLORIDA	WILMA	1,751,789.40	1,164,961.28
FLORIDA BUREAU OF DISASTER Total					1,150,240,798.05	539,143,834.25
ENVIRONMENTAL PROTECTION AGENCY	2501-MISSIONS-FOS	1602DR	FLORIDA	KATRINA	20,000.00	
		1603DR	LOUISIANA	KATRINA	22,517,000.00	
		1604DR	MISSISSIPPI	KATRINA	2,529,200.00	178,715.69
		1605DR	ALABAMA	KATRINA	10,000.00	4,164.37
		1606DR	TEXAS	RITA	10,000.00	
		1609DR	FLORIDA	WILMA	40,000.00	
		3213EM	MISSISSIPPI	KATRINA	10,000.00	6,188.73
		3214EM	ALABAMA	KATRINA		
		3259EM	FLORIDA	RITA	10,000.00	
		3260EM	LOUISIANA	RITA	25,000.00	
		3261EM	TEXAS	RITA	5,000,000.00	
	2507-MISSIONS-TA	1603DR	LOUISIANA	KATRINA	2,500,000.00	
		1604DR	MISSISSIPPI	KATRINA	10,300,000.00	
		1605DR	ALABAMA	KATRINA	3,000,000.00	
		1609DR	FLORIDA	WILMA	100,000.00	
		3214EM	ALABAMA	KATRINA		
	2508-MISSIONS-DFA	1603DR	LOUISIANA	KATRINA	197,000,000.00	
		1604DR	MISSISSIPPI	KATRINA	57,000,000.00	6,245,236.65
		1605DR	ALABAMA	KATRINA	27,000,000.00	490,046.97
		1607DR	LOUISIANA	RITA	39,500,000.00	
		1609DR	FLORIDA	WILMA	300,000.00	
	25XX-OTHER SERVICES	1603DR	LOUISIANA	KATRINA	258,065,898.00	
		1607DR	LOUISIANA	RITA	136,276,039.00	
ENVIRONMENTAL PROTECTION AGENCY Total					761,213,137.00	6,924,352.41
FLUOR DANIEL INC	2594-INSPECTIONS PA TAC	1602DR	FLORIDA	KATRINA	2,800,000.00	1,263,397.90



VENDOR ALPHA	PROGRAM NAME	PROG CODE	STATE NAME	EVENT NAME	OBLIGATIONS	EXPENDITURES	
		1603DR	LOUISIANA	KATRINA	54,114,000.00	10,090,369.16	
		1604DR	MISSISSIPPI	KATRINA	28,550,000.00	6,227,507.79	
		1605DR	ALABAMA	KATRINA	570,000.00	123,449.31	
		1606DR	TEXAS	RITA	4,810,000.00	2,185,181.76	
		1607DR	LOUISIANA	RITA	3,852,000.00	241,139.92	
		1609DR	FLORIDA	WILMA	11,645,000.00	615,358.45	
		3216EM	TEXAS	KATRINA	2,250,000.00	833,836.25	
		1603DR	LOUISIANA	KATRINA	565,939,797.98	225,173,129.41	
		1605DR	ALABAMA	KATRINA	1,816,792.00	1,155,968.58	
		1606DR	TEXAS	RITA	4,701,226.00	1,588,504.80	
1609DR	FLORIDA	WILMA	1,512,583.00				
FLUOR DANIEL INC Total					682,561,398.98	249,497,843.33	
GULF STREAM COACH, INC.	MANUFACTURED HOUSING	1603DR	LOUISIANA	KATRINA	100,621,000.00	100,469,669.00	
		1604DR	MISSISSIPPI	KATRINA	73,885,500.00	73,289,761.00	
		1605DR	ALABAMA	KATRINA	346,871,000.00	312,074,439.00	
GULF STREAM COACH, INC. Total					521,377,500.00	485,833,869.00	
DEPARTMENT OF TRANSPORTATION	21XX-TRAVEL OF PEOPLE	1604DR	MISSISSIPPI	KATRINA			
		2501-MISSIONS-FOS	1602DR	FLORIDA	KATRINA	6,010,000.00	129,912.88
	2501-MISSIONS-FOS	1603DR	LOUISIANA	KATRINA	70,843,000.00	72,495.00	
		1604DR	MISSISSIPPI	KATRINA	46,256,000.00	5,879,188.09	
		1605DR	ALABAMA	KATRINA	24,010,000.00	6,292.23	
		1606DR	TEXAS	RITA	15,100,000.00	902,189.48	
		1607DR	LOUISIANA	RITA	25,110,000.00	722,184.19	
		1609DR	FLORIDA	WILMA	20,083,000.00	44,305.88	
		3212EM	LOUISIANA	KATRINA	6,120,000.00	80,590.33	
		3213EM	MISSISSIPPI	KATRINA	35,000.00	16,073.98	
		3214EM	ALABAMA	KATRINA			
		3215EM	ARKANSAS	KATRINA	50,000.00		
		3216EM	TEXAS	KATRINA	4,000,000.00		
		3259EM	FLORIDA	RITA	10,000.00		
		3261EM	TEXAS	RITA	16,800,000.00		
		2507-MISSIONS-TA	1604DR	MISSISSIPPI	KATRINA	50,000.00	
		2508-MISSIONS-DFA	1603DR	LOUISIANA	KATRINA	256,000,000.00	37,366,639.08
			1604DR	MISSISSIPPI	KATRINA	3,353,213.00	
			1607DR	LOUISIANA	RITA	10,000,000.00	143,372.69
			3215EM	ARKANSAS	KATRINA	500,000.00	
3216EM	TEXAS		KATRINA	2,500,000.00			
3260EM	LOUISIANA	RITA					
DEPARTMENT OF TRANSPORTATION Total					506,830,213.00	45,363,243.83	
BECHTEL NATIONAL, INC.	25XX-OTHER SERVICES	1604DR	MISSISSIPPI	KATRINA	8,116,537.50		
		1603DR	LOUISIANA	KATRINA	1,117,125.00		
		1604DR	MISSISSIPPI	KATRINA	457,036,211.00	294,037,389.47	
BECHTEL NATIONAL, INC. Total					466,269,873.50	294,037,389.47	
CORPORATE LODGING CONSULTANTS, INC.	21XX-TRAVEL OF PEOPLE	1604DR	MISSISSIPPI	KATRINA	45,000.00	39,784.85	
		1603DR	LOUISIANA	KATRINA	200,919,264.00	163,400,823.38	
	25XX-OTHER SERVICES	1604DR	MISSISSIPPI	KATRINA	95,804,376.00	73,639,145.49	
		1605DR	ALABAMA	KATRINA	23,026,280.00	12,132,581.24	
		1606DR	TEXAS	RITA	80,101,352.00	62,324,261.48	
		1607DR	LOUISIANA	RITA	60,774,328.00	39,703,131.61	
CORPORATE LODGING CONSULTANTS, INC. Total					460,670,600.00	351,239,728.05	
SHAW ENVIRONMENTAL & INFRASTRUCTURE	MANUFACTURED HOUSING	1603DR	LOUISIANA	KATRINA	379,538,376.50	206,805,989.87	
		1604DR	MISSISSIPPI	KATRINA	2,756,363.00	1,446,033.17	
		1605DR	ALABAMA	KATRINA	9,949,690.00	4,561,870.97	
		1606DR	TEXAS	RITA	20,528,590.00	15,302,983.62	
		1607DR	LOUISIANA	RITA	1,503,895.00	1,257,645.11	
		SHAW ENVIRONMENTAL & INFRASTRUCTURE Total					414,276,914.50
USDA FOREST SERVICE	2501-MISSIONS-FOS	1602DR	FLORIDA	KATRINA	85,000.00		
		1603DR	LOUISIANA	KATRINA	139,776,000.00		



VENDOR ALPHA	PROGRAM NAME	PROG CODE	STATE NAME	EVENT NAME	OBLIGATIONS	EXPENDITURES
		1604DR	MISSISSIPPI	KATRINA	8,607,000.00	
		1605DR	ALABAMA	KATRINA	1,280,000.00	
		1606DR	TEXAS	RITA	124,330,000.00	
		1609DR	FLORIDA	WILMA	5,910,000.00	
		3213EM	MISSISSIPPI	KATRINA	80,288.00	
		3214EM	ALABAMA	KATRINA		
		3216EM	TEXAS	KATRINA	5,000.00	
		3217EM	TENNESSEE	KATRINA		
		3218EM	GEORGIA	KATRINA		
		3222EM	NORTH CAROLINA	KATRINA		
		3231EM	KENTUCKY	KATRINA		
		3233EM	SOUTH CAROLINA	KATRINA		
		3241EM	ARIZONA	KATRINA	2,000,000.00	180.91
		3259EM	FLORIDA	RITA	740,000.00	
		3261EM	TEXAS	RITA	21,155,000.00	
	2507-MISSIONS-TA	1602DR	FLORIDA	KATRINA	10,000.00	
		1604DR	MISSISSIPPI	KATRINA	62,500.00	
	2508-MISSIONS-DFA	1603DR	LOUISIANA	KATRINA	10,000,000.00	
		1604DR	MISSISSIPPI	KATRINA	6,700,000.00	
		1606DR	TEXAS	RITA	650,000.00	
		1607DR	LOUISIANA	RITA	40,500,000.00	
		3216EM	TEXAS	KATRINA	22,500,000.00	
USDA FOREST SERVICE Total					384,390,788.00	180.91
MORGAN BUILDINGS & SPAS, INC.	25XX-OTHER SERVICES	1606DR	TEXAS	RITA	14,996.00	
	31XX-EQUIPMENT	1603DR	LOUISIANA	KATRINA	125,000.00	125,000.00
	MANUFACTURED HOUSING	1603DR	LOUISIANA	KATRINA	114,362,394.00	64,292,415.70
		1604DR	MISSISSIPPI	KATRINA	26,122,500.00	26,032,892.52
		1605DR	ALABAMA	KATRINA	231,700,000.00	220,733,262.46
MORGAN BUILDINGS & SPAS, INC. Total					372,324,890.00	311,183,570.68
US DEPARTMENT OF LABOR	2501-MISSIONS-FOS	1603DR	LOUISIANA	KATRINA		
		1604DR	MISSISSIPPI	KATRINA	325,000.00	17,938.44
	2503-UNEMPLOYMENT	1603DR	LOUISIANA	KATRINA	256,039,802.00	251,116,518.00
		1604DR	MISSISSIPPI	KATRINA	71,750,000.00	71,750,000.00
		1605DR	ALABAMA	KATRINA	1,150,000.00	1,150,000.00
		1606DR	TEXAS	RITA	6,529,529.00	6,529,529.00
		1607DR	LOUISIANA	RITA	11,309,413.00	11,309,413.00
		1609DR	FLORIDA	WILMA	5,770,125.00	5,770,125.00
US DEPARTMENT OF LABOR Total					352,873,869.00	347,643,523.44
PRECISION HOMES	MANUFACTURED HOUSING	1603DR	LOUISIANA	KATRINA	125,000,000.00	125,000,000.00
		1605DR	ALABAMA	KATRINA	162,515,000.00	158,162,796.99
PRECISION HOMES Total					287,515,000.00	283,162,796.99
DEPARTMENT OF HEALTH AND HUMAN SERVICES	2501-MISSIONS-FOS	1602DR	FLORIDA	KATRINA	365,000.00	
		1603DR	LOUISIANA	KATRINA	515,000.00	
		1604DR	MISSISSIPPI	KATRINA	2,695,000.00	
		1605DR	ALABAMA	KATRINA	50,000.00	
		1606DR	TEXAS	RITA	23,000,000.00	
		1609DR	FLORIDA	WILMA	1,230,000.00	
		3213EM	MISSISSIPPI	KATRINA	50,000.00	
		3214EM	ALABAMA	KATRINA		
		3215EM	ARKANSAS	KATRINA	10,000.00	
		3216EM	TEXAS	KATRINA	80,000.00	
		3217EM	TENNESSEE	KATRINA	2,000.00	
		3218EM	GEORGIA	KATRINA	52,000.00	
		3222EM	NORTH CAROLINA	KATRINA	2,000.00	
		3231EM	KENTUCKY	KATRINA	2,000.00	
		3233EM	SOUTH CAROLINA	KATRINA	2,000.00	
		3259EM	FLORIDA	RITA	10,000.00	
		3261EM	TEXAS	RITA	40,180,000.00	



VENDOR ALPHA	PROGRAM NAME	PROG CODE	STATE NAME	EVENT NAME	OBLIGATIONS	EXPENDITURES
	2507-MISSIONS-TA	1603DR	LOUISIANA	KATRINA	30,000.00	
		1604DR	MISSISSIPPI	KATRINA	682,300.00	
		3217EM	TENNESSEE	KATRINA	5,000.00	
	2508-MISSIONS-DFA	1603DR	LOUISIANA	KATRINA	78,150,000.00	
		1604DR	MISSISSIPPI	KATRINA	64,895,500.00	
		1605DR	ALABAMA	KATRINA		
		1607DR	LOUISIANA	RITA	20,100,000.00	
		1609DR	FLORIDA	WILMA	8,165,000.00	
		3215EM	ARKANSAS	KATRINA	3,000,000.00	
		3216EM	TEXAS	KATRINA	10,050,000.00	
	25XX-OTHER SERVICES	3237EM	ALABAMA	KATRINA	1,000,000.00	
		3260EM	LOUISIANA	RITA		
		1604DR	MISSISSIPPI	KATRINA	2,909,940.00	1,502,345.68
		1605DR	ALABAMA	KATRINA	205,500.00	
1606DR		TEXAS	RITA	400,000.00		
26XX-SUPPLIES & MATERIALS	1609DR	FLORIDA	WILMA	10,000.00		
	1604DR	MISSISSIPPI	KATRINA	3,050,000.00	2,551,115.88	
CRISIS COUNSELING	1604DR	MISSISSIPPI	KATRINA	6,658,389.00	6,658,389.00	
	1605DR	ALABAMA	KATRINA	488,246.00		
	1609DR	FLORIDA	WILMA	3,246,808.00	3,246,808.00	
DEPARTMENT OF HEALTH AND HUMAN SERVICES Total					271,291,683.00	13,958,658.56
AMERICAN RED CROSS	2501-MISSIONS-FOS	1603DR	LOUISIANA	KATRINA	50,000.00	11,159.43
		1606DR	TEXAS	RITA	30,000.00	
		3232EM	MISSOURI	KATRINA	5,000.00	
		3261EM	TEXAS	RITA	10,000.00	
	25XX-OTHER SERVICES	1603DR	LOUISIANA	KATRINA	110,000,000.00	110,000,000.00
		1604DR	MISSISSIPPI	KATRINA	52,500,000.00	52,500,000.00
		1605DR	ALABAMA	KATRINA	12,500,000.00	12,500,000.00
		1606DR	TEXAS	RITA	42,500,000.00	41,437,014.20
		1607DR	LOUISIANA	RITA	32,500,000.00	32,500,000.00
	31XX-EQUIPMENT	1604DR	MISSISSIPPI	KATRINA	199,800.00	
	AMERICAN RED CROSS Total					250,294,800.00
US COAST GUARD	2501-MISSIONS-FOS	1602DR	FLORIDA	KATRINA	1.00	
		1603DR	LOUISIANA	KATRINA	3,275,000.00	
		1604DR	MISSISSIPPI	KATRINA	13,970,000.00	
		1605DR	ALABAMA	KATRINA	2,275,000.00	
		1606DR	TEXAS	RITA	100,000.00	
		1609DR	FLORIDA	WILMA	50,000.00	
		3214EM	ALABAMA	KATRINA		
		3259EM	FLORIDA	RITA	16,000.00	
		3260EM	LOUISIANA	RITA	25,000.00	
		3261EM	TEXAS	RITA	322,000.00	
	2507-MISSIONS-TA	1603DR	LOUISIANA	KATRINA	37,500.00	
	2508-MISSIONS-DFA	1603DR	LOUISIANA	KATRINA	165,000,000.00	
		1604DR	MISSISSIPPI	KATRINA	30,000,000.00	
		1605DR	ALABAMA	KATRINA		
		1606DR	TEXAS	RITA	8,000,000.00	
1607DR		LOUISIANA	RITA	18,400,000.00		
1609DR	FLORIDA	WILMA	70,000.00			
US COAST GUARD Total					241,540,501.00	
FEDERAL PROTECTIVE SERVICE/DHS	2501-MISSIONS-FOS	1603DR	LOUISIANA	KATRINA	132,651,820.00	619,180.47
		1604DR	MISSISSIPPI	KATRINA	28,392,773.00	252,566.50
		1605DR	ALABAMA	KATRINA	5,452,500.00	54,484.91
		1606DR	TEXAS	RITA	6,110,000.00	
		1607DR	LOUISIANA	RITA	5,000,000.00	
		1609DR	FLORIDA	WILMA	30,371,511.90	
		3213EM	MISSISSIPPI	KATRINA	188,608.00	
		3214EM	ALABAMA	KATRINA	31,478.00	



VENDOR ALPHA	PROGRAM NAME	PROG CODE	STATE NAME	EVENT NAME	OBLIGATIONS	EXPENDITURES
		3215EM	ARKANSAS	KATRINA	345,000.00	
		3216EM	TEXAS	KATRINA	6,000,000.00	
		3259EM	FLORIDA	RITA	10,000.00	
		3260EM	LOUISIANA	RITA	125,000.00	
		3261EM	TEXAS	RITA	100,000.00	
	2507-MISSIONS-TA	1603DR	LOUISIANA	KATRINA		
	2508-MISSIONS-DFA	1603DR	LOUISIANA	KATRINA		
		1604DR	MISSISSIPPI	KATRINA	700,000.00	35,231.08
		1609DR	FLORIDA	WILMA	150,000.00	
		3260EM	LOUISIANA	RITA	100,000.00	
	25XX-OTHER SERVICES	1602DR	FLORIDA	KATRINA	5,616,000.00	
		1605DR	ALABAMA	KATRINA	70,272.00	
FEDERAL PROTECTIVE SERVICE/DHS Total					221,414,962.90	961,462.96
AL EMERGENCY MANAGEMENT AGENCY	414X-HOUSING & OTHER NEEDS	1605DR	ALABAMA	KATRINA	119,944,783.12	115,587,572.21
	416X-PUBLIC ASSISTANCE	1605DR	ALABAMA	KATRINA	95,621,402.78	62,443,405.95
		3237EM	ALABAMA	KATRINA	1,016,186.60	836,791.40
	CRISIS COUNSELING	1605DR	ALABAMA	KATRINA	3,135,574.00	1,147,968.20
AL EMERGENCY MANAGEMENT AGENCY Total					219,717,946.50	180,015,737.76
CH2M HILL CONSTRUCTORS, INC.	2507-MISSIONS-TA	1604DR	MISSISSIPPI	KATRINA		
	2592-INSPECTIONS IHP/IFG	1604DR	MISSISSIPPI	KATRINA	1,665,499.84	57,940.11
	MANUFACTURED HOUSING	1603DR	LOUISIANA	KATRINA	101,456,265.99	60,764,329.07
		1604DR	MISSISSIPPI	KATRINA	38,147,852.34	13,301,774.51
		1605DR	ALABAMA	KATRINA	24,672,473.39	20,033,869.84
		1606DR	TEXAS	RITA	25,359,685.09	14,563,339.71
CH2M HILL CONSTRUCTORS, INC. Total					191,301,776.65	108,721,253.24
CLEARBROOK LLC	23XX-RENT, COMM, UTILITIES	1603DR	LOUISIANA	KATRINA	21,724,500.00	16,134,063.32
	25XX-OTHER SERVICES	1603DR	LOUISIANA	KATRINA	36,031,240.00	4,825,063.81
	26XX-SUPPLIES & MATERIALS	1607DR	LOUISIANA	RITA	8,390,250.00	8,189,240.40
	31XX-EQUIPMENT	1603DR	LOUISIANA	KATRINA	8,289,596.00	7,700,560.00
	32XX-LAND & STRUCTURES	1603DR	LOUISIANA	KATRINA	4,559,846.00	186,848.00
	MANUFACTURED HOUSING	1603DR	LOUISIANA	KATRINA	97,306,980.00	96,774,868.00
CLEARBROOK LLC Total					176,302,412.00	133,810,643.53
GENERAL SERVICES ADMINISTRATION	21XX-TRAVEL OF PEOPLE	1604DR	MISSISSIPPI	KATRINA	32,208.00	
	22XX-TRANSPORT OF THINGS	1602DR	FLORIDA	KATRINA	20,000.00	
		1603DR	LOUISIANA	KATRINA	4,240,000.00	180.07
		1604DR	MISSISSIPPI	KATRINA	640,000.00	
		1605DR	ALABAMA	KATRINA	401,600.00	
		1606DR	TEXAS	RITA	80,000.00	
		1607DR	LOUISIANA	RITA	2,000.00	
	23XX-RENT, COMM, UTILITIES	1602DR	FLORIDA	KATRINA	300,000.00	300,000.00
		1603DR	LOUISIANA	KATRINA	4,722,456.00	4,657,456.00
		1604DR	MISSISSIPPI	KATRINA	2,444,451.00	2,379,451.00
		1605DR	ALABAMA	KATRINA	643,984.00	643,983.97
		1606DR	TEXAS	RITA	2,289,430.00	2,289,430.00
		1607DR	LOUISIANA	RITA	1,403,062.00	1,403,062.00
		1609DR	FLORIDA	WILMA	100,000.00	100,000.00
		3214EM	ALABAMA	KATRINA	30,000.00	30,000.00
	2501-MISSIONS-FOS	1602DR	FLORIDA	KATRINA	165,000.00	
		1603DR	LOUISIANA	KATRINA	6,705,000.00	167,245.49
		1604DR	MISSISSIPPI	KATRINA	62,483,268.36	210,048.54
		1605DR	ALABAMA	KATRINA	11,333,000.00	
		1606DR	TEXAS	RITA	370,000.00	
		1607DR	LOUISIANA	RITA	5,502,685.00	
		1609DR	FLORIDA	WILMA	170,000.00	3,334.32
		3212EM	LOUISIANA	KATRINA		
		3213EM	MISSISSIPPI	KATRINA	1,770,000.00	
		3214EM	ALABAMA	KATRINA		
		3215EM	ARKANSAS	KATRINA	60,000.00	7,451.56



VENDOR ALPHA	PROGRAM NAME	PROG CODE	STATE NAME	EVENT NAME	OBLIGATIONS	EXPENDITURES		
	2508-MISSIONS-DFA	3216EM	TEXAS	KATRINA	285,000.00	7,872.19		
		3224EM	COLORADO	KATRINA				
		3259EM	FLORIDA	RITA	10,000.00			
		3261EM	TEXAS	RITA	520,000.00			
		1603DR	LOUISIANA	KATRINA	1,000,000.00			
		1604DR	MISSISSIPPI	KATRINA				
		1609DR	FLORIDA	WILMA				
		3212EM	LOUISIANA	KATRINA	1,500,000.00			
		3223EM	UTAH	KATRINA	5,000.00			
		25XX-OTHER SERVICES	1603DR	LOUISIANA	KATRINA	5,340,000.00	1,603,527.06	
	1604DR	MISSISSIPPI	KATRINA	52,938,892.95	2,579,590.22			
	1605DR	ALABAMA	KATRINA	144,000.00				
	1609DR	FLORIDA	WILMA	5,128,000.00	34,024.00			
26XX-SUPPLIES & MATERIALS	1603DR	LOUISIANA	KATRINA	1,053.45				
	1604DR	MISSISSIPPI	KATRINA	60,000.00				
GENERAL SERVICES ADMINISTRATION Total					172,840,090.76	16,416,656.42		
GBL'S	22XX-TRANSPORT OF THINGS	1602DR	FLORIDA	KATRINA	500,000.00	34,310.45		
		1603DR	LOUISIANA	KATRINA	106,000,000.00	63,724,896.23		
		1604DR	MISSISSIPPI	KATRINA	26,030,000.00	18,657,719.34		
		1605DR	ALABAMA	KATRINA	10,040,000.00	3,878,543.56		
		1606DR	TEXAS	RITA	2,250,000.00	1,326,624.75		
		1607DR	LOUISIANA	RITA	50,000.00	40,993.76		
		1609DR	FLORIDA	WILMA	10,000,000.00	1,881,057.09		
		25XX-OTHER SERVICES	1603DR	LOUISIANA	KATRINA	2,500.00		
		GBL'S Total					154,872,500.00	89,544,145.18
		CMH MANUFACTURING, INC.	MANUFACTURED HOUSING	1603DR	LOUISIANA	KATRINA	69,790,000.00	40,018,905.00
		1604DR	MISSISSIPPI	KATRINA	69,177,578.79	69,174,578.79		
CMH MANUFACTURING, INC. Total					138,967,578.79	109,193,483.79		
PARTNERSHIP FOR RESPONSE & RECOVERY	2592-INSPECTIONS IHP/IFG	1603DR	LOUISIANA	KATRINA	49,237,570.40	34,119,019.82		
		1604DR	MISSISSIPPI	KATRINA	48,518,439.84	35,408,002.09		
		1606DR	TEXAS	RITA	495,566.55	495,566.55		
		1607DR	LOUISIANA	RITA	14,211,750.00	10,412,989.83		
		1609DR	FLORIDA	WILMA	24,363,000.00	19,943,795.43		
		25XX-OTHER SERVICES	1603DR	LOUISIANA	KATRINA			
	PARTNERSHIP FOR RESPONSE & RECOVERY Total					136,826,326.79	100,379,373.72	
FEMA GROUP TRAVEL	21XX-TRAVEL OF PEOPLE	1602DR	FLORIDA	KATRINA	2,064,000.00	1,653,743.33		
		1603DR	LOUISIANA	KATRINA	39,829,876.09	38,656,036.72		
		1604DR	MISSISSIPPI	KATRINA	35,039,771.25	27,576,308.66		
		1605DR	ALABAMA	KATRINA	10,893,039.71	8,401,281.02		
		1606DR	TEXAS	RITA	20,611,840.93	18,473,885.31		
		1607DR	LOUISIANA	RITA	1,938,157.96	1,670,874.10		
		1609DR	FLORIDA	WILMA	11,604,650.00	10,712,581.35		
		3212EM	LOUISIANA	KATRINA	5,559.37	5,559.37		
		3215EM	ARKANSAS	KATRINA	1,392,159.85	1,313,326.88		
		3216EM	TEXAS	KATRINA	3,076,322.65	2,814,540.41		
		3217EM	TENNESSEE	KATRINA	70,000.00	67,982.84		
		3218EM	GEORGIA	KATRINA	40,000.00	767.15		
		3219EM	OKLAHOMA	KATRINA	88,459.16	71,430.96		
		3221EM	WEST VIRGINIA	KATRINA	28,221.70	26,021.70		
		3223EM	UTAH	KATRINA	74,189.00	21,279.24		
		3224EM	COLORADO	KATRINA	107,487.74	82,872.80		
		3225EM	MICHIGAN	KATRINA	190,000.00	87,528.98		
		3226EM	DISTRICT OF COLUMBIA	KATRINA	39,691.16	37,426.97		
		3227EM	WASHINGTON	KATRINA	79,497.12	65,895.03		
		3228EM	OREGON	KATRINA	20,421.63	13,458.82		
		3229EM	NEW MEXICO	KATRINA	44,429.60	40,024.71		
		3230EM	ILLINOIS	KATRINA	70,000.00	13,398.70		
		3231EM	KENTUCKY	KATRINA	20,000.00	7,960.79		



VENDOR ALPHA	PROGRAM NAME	PROG CODE	STATE NAME	EVENT NAME	OBLIGATIONS	EXPENDITURES
		3232EM	MISSOURI	KATRINA	213,804.50	199,795.93
		3233EM	SOUTH CAROLINA	KATRINA	55,000.00	40,089.27
		3234EM	SOUTH DAKOTA	KATRINA	58,872.00	5,135.36
		3235EM	PENNSYLVANIA	KATRINA	86,138.34	78,137.76
		3236EM	KANSAS	KATRINA	186.90	186.90
		3238EM	INDIANA	KATRINA	50,000.00	
		3239EM	IOWA	KATRINA	4,927.66	4,927.66
		3240EM	VIRGINIA	KATRINA	7,659.06	7,659.06
		3241EM	ARIZONA	KATRINA	166,240.00	107,450.41
		3242EM	MINNESOTA	KATRINA	50,000.00	
		3243EM	NEVADA	KATRINA	186,000.26	126,325.40
		3244EM	IDAHO	KATRINA	3,603.26	3,603.26
		3245EM	NEBRASKA	KATRINA	1,301.61	1,301.61
		3246EM	CONNECTICUT	KATRINA	39,800.00	6,209.38
		3247EM	NORTH DAKOTA	KATRINA	62,001.15	15,492.46
		3248EM	CALIFORNIA	KATRINA	326,780.00	249,587.92
		3249EM	WISCONSIN	KATRINA	50,000.00	
		3250EM	OHIO	KATRINA	50,000.00	
		3251EM	MARYLAND	KATRINA	54,039.67	52,711.86
		3252EM	MASSACHUSETTS	KATRINA	89,200.00	57,524.37
		3253EM	MONTANA	KATRINA	53,459.07	4,524.11
		3255EM	RHODE ISLAND	KATRINA	26,000.00	7,916.15
		3256EM	MAINE	KATRINA	6,000.00	
		3257EM	NEW JERSEY	KATRINA	2,366.13	1,263.90
		3258EM	NEW HAMPSHIRE	KATRINA	6,000.00	91.71
		3259EM	FLORIDA	RITA	80,000.00	25,059.98
		3261EM	TEXAS	RITA	13,237.61	13,237.61
3262EM	NEW YORK	KATRINA	68,300.00	61,247.27		
3263EM	DELAWARE	KATRINA	379.32	379.32		
	MANUFACTURED HOUSING	1603DR	LOUISIANA	KATRINA	108,000.00	
FEMA GROUP TRAVEL Total					129,247,071.46	112,884,044.50
NORTH AMERICAN CATASTROPHE SVCS INC	MANUFACTURED HOUSING	1603DR	LOUISIANA	KATRINA	69,232,757.00	66,051,369.83
		1605DR	ALABAMA	KATRINA	53,989,838.00	50,478,060.06
		1609DR	FLORIDA	WILMA	4,194,556.00	4,194,556.00
NORTH AMERICAN CATASTROPHE SVCS INC Total					127,417,151.00	120,723,985.89
BOURGET'S OF THE SOUTH, LLC	MANUFACTURED HOUSING	1603DR	LOUISIANA	KATRINA	7,355,005.60	7,355,005.60
		1605DR	ALABAMA	KATRINA	112,144,650.00	112,144,650.00
BOURGET'S OF THE SOUTH, LLC Total					119,499,655.60	119,499,655.60
ALLTECH	2592-INSPECTIONS IHP/IFG	1603DR	LOUISIANA	KATRINA	37,059,872.96	27,210,106.35
		1605DR	ALABAMA	KATRINA	8,123,500.00	6,929,197.80
		1606DR	TEXAS	RITA	37,166,430.64	25,079,976.95
		1607DR	LOUISIANA	RITA	13,293,000.00	9,558,922.45
		1609DR	FLORIDA	WILMA	18,066,256.00	11,392,100.66
ALLTECH Total					113,709,059.60	80,170,304.21
NISTC	2594-INSPECTIONS PA TAC	1602DR	FLORIDA	KATRINA	4,024,400.00	2,551,911.98
		1603DR	LOUISIANA	KATRINA	63,045,200.00	12,096,456.49
		1604DR	MISSISSIPPI	KATRINA	31,460,300.00	6,855,719.09
		1605DR	ALABAMA	KATRINA	878,600.00	463,443.65
		1606DR	TEXAS	RITA	3,729,300.00	358.00
		1609DR	FLORIDA	WILMA	5,341,800.00	801,842.69
3240EM	VIRGINIA	KATRINA	339,100.00	52,432.61		
NISTC Total					108,818,700.00	22,822,164.51
EMERGENCY RESPONSE PROG MANAGEMENT	2594-INSPECTIONS PA TAC	1602DR	FLORIDA	KATRINA	1,360,000.00	1,336,737.40
		1603DR	LOUISIANA	KATRINA	67,915,300.00	24,339,381.40
		1604DR	MISSISSIPPI	KATRINA	21,111,400.00	8,842,534.69
		1606DR	TEXAS	RITA	3,391,100.00	1,414,349.80
		1609DR	FLORIDA	WILMA	11,123,500.00	2,869,104.56
		3215EM	ARKANSAS	KATRINA	1,583,900.00	599,952.36



VENDOR ALPHA	PROGRAM NAME	PROG CODE	STATE NAME	EVENT NAME	OBLIGATIONS	EXPENDITURES
		3216EM	TEXAS	KATRINA	1,954,900.00	981,788.46
		3229EM	NEW MEXICO	KATRINA	95,700.00	79,467.18
EMERGENCY RESPONSE PROG MANAGEMENT Total					108,535,800.00	40,463,315.85
AMERICOLD LOGISTICS LLC	22XX-TRANSPORT OF THINGS	1603DR	LOUISIANA	KATRINA	6,000,000.00	
		1604DR	MISSISSIPPI	KATRINA	25,168,506.58	25,000,000.00
	25XX-OTHER SERVICES	1603DR	LOUISIANA	KATRINA	8,500,000.00	2,183,345.39
		1604DR	MISSISSIPPI	KATRINA	50,000,000.00	49,965,288.41
AMERICOLD LOGISTICS LLC Total					89,668,506.58	77,148,633.80
HOUSING & URBAN DEVELOPMENT	2501-MISSIONS-FOS	1603DR	LOUISIANA	KATRINA	3,695,000.00	872,237.57
		1604DR	MISSISSIPPI	KATRINA	100,000.00	
		1605DR	ALABAMA	KATRINA		
		1606DR	TEXAS	RITA	120,000.00	
		3216EM	TEXAS	KATRINA	100,000.00	
	2508-MISSIONS-DFA	1603DR	LOUISIANA	KATRINA	79,000,000.00	31,556,792.00
HOUSING & URBAN DEVELOPMENT Total					83,015,000.00	32,429,029.57
CHAMPION HOME BUILDERS CO	MANUFACTURED HOUSING	1603DR	LOUISIANA	KATRINA	80,759,579.79	70,400,027.50
CHAMPION HOME BUILDERS CO Total					80,759,579.79	70,400,027.50
US BANK	21XX-TRAVEL OF PEOPLE	1603DR	LOUISIANA	KATRINA	38,950.00	17,178.58
		1604DR	MISSISSIPPI	KATRINA	43,898.90	3,226.41
		1605DR	ALABAMA	KATRINA	30,000.00	3,561.05
		1606DR	TEXAS	RITA	400,000.00	
		1607DR	LOUISIANA	RITA	30,000.00	19,813.91
		1609DR	FLORIDA	WILMA	51,000.00	503.57
		3215EM	ARKANSAS	KATRINA	1,000.00	
	22XX-TRANSPORT OF THINGS	1602DR	FLORIDA	KATRINA	5,000.00	140.00
		1603DR	LOUISIANA	KATRINA	40,560.43	100.00
		1604DR	MISSISSIPPI	KATRINA	6,100.00	696.00
		1606DR	TEXAS	RITA	35,000.00	849.35
		1609DR	FLORIDA	WILMA		
		3215EM	ARKANSAS	KATRINA	8,600.00	2,420.00
		3216EM	TEXAS	KATRINA	10,000.00	1,950.60
	23XX-RENT, COMM, UTILITIES	1603DR	LOUISIANA	KATRINA	1,429,690.00	327,810.70
		1604DR	MISSISSIPPI	KATRINA	313,596.79	138,213.46
		1605DR	ALABAMA	KATRINA	64,000.00	21,505.00
		1606DR	TEXAS	RITA	78,000.00	18,954.74
		1607DR	LOUISIANA	RITA	446,400.00	1,400.00
		1609DR	FLORIDA	WILMA	40,459.00	6,935.44
		3215EM	ARKANSAS	KATRINA	11,000.00	2,791.50
		3216EM	TEXAS	KATRINA	8,787.50	4,546.11
		3219EM	OKLAHOMA	KATRINA		
		3229EM	NEW MEXICO	KATRINA		
		3261EM	TEXAS	RITA	50,000.00	4,733.42
	24XX-PRINT & REPRO	1602DR	FLORIDA	KATRINA	10,500.00	
		1603DR	LOUISIANA	KATRINA	361,724.38	23,245.81
		1604DR	MISSISSIPPI	KATRINA	795,525.05	261,786.62
		1605DR	ALABAMA	KATRINA	215,892.00	76,108.27
		1606DR	TEXAS	RITA	341,360.00	141,217.05
		1607DR	LOUISIANA	RITA	174,000.00	66,384.54
		1609DR	FLORIDA	WILMA	67,321.80	31,576.95
		3215EM	ARKANSAS	KATRINA	5,150.00	2,234.46
		3216EM	TEXAS	KATRINA	31,554.44	23,596.04
		3219EM	OKLAHOMA	KATRINA	800.00	755.65
		3229EM	NEW MEXICO	KATRINA	45.00	36.64
		3261EM	TEXAS	RITA	20,000.00	20,000.00
	25XX-OTHER SERVICES	1602DR	FLORIDA	KATRINA	10,000.00	4,304.18
		1603DR	LOUISIANA	KATRINA	3,223,853.88	1,233,683.32
		1604DR	MISSISSIPPI	KATRINA	1,199,033.82	673,334.32
		1605DR	ALABAMA	KATRINA	170,000.00	46,396.06



VENDOR ALPHA	PROGRAM NAME	PROG CODE	STATE NAME	EVENT NAME	OBLIGATIONS	EXPENDITURES		
		1606DR	TEXAS	RITA	290,641.87	97,937.40		
		1607DR	LOUISIANA	RITA	752,162.58	30,693.51		
		1609DR	FLORIDA	WILMA	141,657.46	27,245.29		
		3215EM	ARKANSAS	KATRINA	5,000.00	1,125.00		
		3216EM	TEXAS	KATRINA	15,425.96	11,537.29		
		3219EM	OKLAHOMA	KATRINA				
		3229EM	NEW MEXICO	KATRINA				
		3261EM	TEXAS	RITA	50,000.00	590.39		
		26XX-SUPPLIES & MATERIALS	1602DR	FLORIDA	KATRINA	74,703.70	37,991.05	
		1603DR	LOUISIANA	KATRINA	19,585,216.48	6,359,012.71		
		1604DR	MISSISSIPPI	KATRINA	9,045,316.27	5,194,463.09		
		1605DR	ALABAMA	KATRINA	3,104,194.51	1,847,036.29		
		1606DR	TEXAS	RITA	2,002,155.19	699,043.49		
		1607DR	LOUISIANA	RITA	6,676,759.44	2,794,743.78		
		1609DR	FLORIDA	WILMA	799,765.85	389,137.78		
		3212EM	LOUISIANA	KATRINA	2,000.00	1,284.11		
		3215EM	ARKANSAS	KATRINA	103,401.00	46,871.07		
		3216EM	TEXAS	KATRINA	271,829.53	197,038.79		
		3219EM	OKLAHOMA	KATRINA				
		3221EM	WEST VIRGINIA	KATRINA	94.45	94.45		
		3223EM	UTAH	KATRINA	4,000.00			
		3224EM	COLORADO	KATRINA	4,000.00	1,729.21		
		3225EM	MICHIGAN	KATRINA	2,000.00	711.67		
		3227EM	WASHINGTON	KATRINA	250.00	112.64		
		3229EM	NEW MEXICO	KATRINA	115.74	15.74		
		3232EM	MISSOURI	KATRINA	5,000.00	3,711.60		
		3261EM	TEXAS	RITA	135,500.00	22,851.20		
		31XX-EQUIPMENT	1602DR	FLORIDA	KATRINA	89,500.00	26,622.00	
			1603DR	LOUISIANA	KATRINA	7,155,918.03	2,652,390.40	
			1604DR	MISSISSIPPI	KATRINA	5,599,476.98	4,080,315.22	
			1605DR	ALABAMA	KATRINA	993,278.92	534,953.91	
			1606DR	TEXAS	RITA	489,183.04	94,399.96	
			1607DR	LOUISIANA	RITA	1,476,743.79	53,347.55	
			1609DR	FLORIDA	WILMA	144,500.00	28,562.10	
			3215EM	ARKANSAS	KATRINA	18,700.00	8,816.91	
			3216EM	TEXAS	KATRINA	113,301.90	90,591.92	
			3219EM	OKLAHOMA	KATRINA			
			3229EM	NEW MEXICO	KATRINA			
			3261EM	TEXAS	RITA	90,000.00	38,375.82	
		MANUFACTURED HOUSING	1603DR	LOUISIANA	KATRINA	50,000.00	37,369.51	
			1604DR	MISSISSIPPI	KATRINA	16,500.00	16,500.00	
			1607DR	LOUISIANA	RITA			
		US BANK Total					69,077,095.68	28,609,212.60
		CUSTOMS AND BORDER PROTECTION	2501-MISSIONS-FOS	1602DR	FLORIDA	KATRINA	11,447,424.00	6,226,283.63
				1603DR	LOUISIANA	KATRINA	28,410,525.00	
		1604DR	MISSISSIPPI	KATRINA	8,517,200.00	266,152.45		
		3216EM	TEXAS	KATRINA	500,000.00			
		3261EM	TEXAS	RITA	12,000,000.00			
	2508-MISSIONS-DFA	1604DR	MISSISSIPPI	KATRINA				
	26XX-SUPPLIES & MATERIALS	1604DR	MISSISSIPPI	KATRINA	302,730.00	302,730.00		
CUSTOMS AND BORDER PROTECTION Total					61,177,879.00	6,795,166.08		
U S DEPARTMENT OF JUSTICE	2501-MISSIONS-FOS	1603DR	LOUISIANA	KATRINA	2,764,600.00			
		1604DR	MISSISSIPPI	KATRINA	2,035,000.00			
		1609DR	FLORIDA	WILMA	45,000.00			
	2507-MISSIONS-TA	1603DR	LOUISIANA	KATRINA	150,000.00			
	2508-MISSIONS-DFA	1603DR	LOUISIANA	KATRINA	45,313,000.00	3,008,244.16		
		1604DR	MISSISSIPPI	KATRINA	4,867,000.00	61,286.81		
U S DEPARTMENT OF JUSTICE Total					55,174,600.00	3,069,530.97		

VENDOR ALPHA	PROGRAM NAME	PROG CODE	STATE NAME	EVENT NAME	OBLIGATIONS	EXPENDITURES
CITIBANK	21XX-TRAVEL OF PEOPLE	1603DR	LOUISIANA	KATRINA	20,319,474.21	19,622,747.51
		1604DR	MISSISSIPPI	KATRINA	18,042,334.21	17,586,792.99
		1605DR	ALABAMA	KATRINA	6,097,873.06	5,398,379.31
		1606DR	TEXAS	RITA	4,877,994.54	4,874,444.54
		1607DR	LOUISIANA	RITA	1,001,842.04	1,001,842.04
		1609DR	FLORIDA	WILMA	1,001,604.05	531,468.71
		3215EM	ARKANSAS	KATRINA	273.15	273.15
		3216EM	TEXAS	KATRINA	15,561.27	15,561.27
		3221EM	WEST VIRGINIA	KATRINA	1,331.70	1,331.70
		3223EM	UTAH	KATRINA	517.85	435.70
		3234EM	SOUTH DAKOTA	KATRINA	677.25	
		3247EM	NORTH DAKOTA	KATRINA	911.85	911.85
		3253EM	MONTANA	KATRINA	2,161.38	1,440.92
			25XX-OTHER SERVICES	1609DR	FLORIDA	WILMA
26XX-SUPPLIES & MATERIALS	1603DR		LOUISIANA	KATRINA	412,000.00	342,301.17
	1604DR		MISSISSIPPI	KATRINA	91,000.00	29,893.34
	1605DR		ALABAMA	KATRINA	13,000.00	134.44
	1606DR		TEXAS	RITA	112,500.00	85,424.88
CITIBANK Total				52,041,056.56	49,493,383.52	
Grand Total				26,470,525,227.72	13,535,133,064.99	

**FINANCIAL INFORMATION TOOL
FOR HURRICANE KATRINA, RITA, & WILMA DECLARATIONS ONLY
CHRONOLOGICAL LISTING BY DECLARATION OF OBLIGATION TRANSACTIONS GREATER THAN OR EQUAL TO \$50 MILLION (GROSS OF ANY SUBSEQUENT DE-OBLIGATIONS)
AS OF 03-29-2006 AT 7 AM**

PROG CODE	STATE NAME	TRANS DATE	OBLIGATION NUMBER	VENDOR ALPHA	PROGRAM CATEGORY	OBLIGATIONS	QTY
1603DR	LOUISIANA	8/30/2005	1603DRLAMCOE-MVD 11	US ARMY CORPS OF ENGINEERS	2508-MISSIONS-DIRECT FED ASST (DFA)	50,000,000.00	1
		8/31/2005	1603DRLAMHHS 02	DEPARTMENT OF HEALTH AND HUMAN SERVICE	2501-MISSIONS-FED OPER SUP (FOS)	63,000,000.00	1
		9/3/2005	1603DRLAMCOE-MVD 05	US ARMY CORPS OF ENGINEERS	2508-MISSIONS-DIRECT FED ASST (DFA)	75,000,000.00	1
		9/4/2005	1603DRLAMCOE-MVD 07	US ARMY CORPS OF ENGINEERS	2508-MISSIONS-DIRECT FED ASST (DFA)	1,500,000,000.00	1
		9/5/2005	1603DRLAMDOD 23	DEPARTMENT OF DEFENSE	2501-MISSIONS-FED OPER SUP (FOS)	750,000,000.00	1
		9/6/2005	1603DRLAMDOD 29	DEPARTMENT OF DEFENSE	2501-MISSIONS-FED OPER SUP (FOS)	75,000,000.00	1
			1603DRLAMDOD 30	DEPARTMENT OF DEFENSE	2501-MISSIONS-FED OPER SUP (FOS)	490,000,000.00	1
			1603DRLAMDOD 31	DEPARTMENT OF DEFENSE	2501-MISSIONS-FED OPER SUP (FOS)	150,000,000.00	1
			1603DRLAMEPA 03	ENVIRONMENTAL PROTECTION AGENCY	2508-MISSIONS-DIRECT FED ASST (DFA)	75,000,000.00	1
			1603DRLATTHP 01	LA OFFICE OF HOMELAND SECURITY &	4141-RENTAL 408(a)	510,000,000.00	1
		9/8/2005	1603DRLAMDOD 40	DEPARTMENT OF DEFENSE	2501-MISSIONS-FED OPER SUP (FOS)	65,000,000.00	1
			1603DRLAP00000001	LA OFFICE OF HOMELAND SECURITY &	416X-PUBLIC ASSISTANCE (PA)	218,823,700.76	1
		9/9/2005	1603DRLATTHP 01	LA OFFICE OF HOMELAND SECURITY &	4141-RENTAL 408(a)	600,000,000.00	1
		9/10/2005	1603DRLAMCOE-MVD 21	US ARMY CORPS OF ENGINEERS	2501-MISSIONS-FED OPER SUP (FOS)	200,000,000.00	1
			1603DRLAMUSCG 07	US COAST GUARD	2501-MISSIONS-FED OPER SUP (FOS)	150,000,000.00	2
			HSFEHQ-05-D-4125	PRECISION HOMES	3199-MH-PURCHASE UNITS-CAPITALIZED	125,000,000.00	1
		9/13/2005	1603DRLAP00000001	LA OFFICE OF HOMELAND SECURITY &	416X-PUBLIC ASSISTANCE (PA)	51,293,678.90	1
			HSFEHQ-05-C-4000	GULF STREAM COACH, INC.	3190-MH-PURCHASE UNITS-NON-CAPITALIZED	99,996,000.00	1
		9/15/2005	1603DRLAMUSFS 15	USDA FOREST SERVICE	2501-MISSIONS-FED OPER SUP (FOS)	130,000,000.00	1
			1603DRLAP00000001	LA OFFICE OF HOMELAND SECURITY &	416X-PUBLIC ASSISTANCE (PA)	453,209,070.72	1
		9/16/2005	HSFE06-05-F-6232	CLEARBROOK LLC	3190-MH-PURCHASE UNITS-NON-CAPITALIZED	50,000,000.00	1
		9/17/2005	1603DRLATTHP 01	LA OFFICE OF HOMELAND SECURITY &	4141-RENTAL 408(a)	400,000,000.00	1
		9/21/2005	1603DRLAMDOT 06	DEPARTMENT OF TRANSPORTATION	2508-MISSIONS-DIRECT FED ASST (DFA)	150,000,000.00	1
		9/24/2005	1603DRLAMCOE-MVD 05	US ARMY CORPS OF ENGINEERS	2508-MISSIONS-DIRECT FED ASST (DFA)	100,000,000.00	1
		9/25/2005	1603DRLATTHP 01	LA OFFICE OF HOMELAND SECURITY &	4141-RENTAL 408(a)	1,370,400,000.00	1
		9/26/2005	HSFE04-05-F-7039	DEPARTMENT OF DEFENSE	2660-FOOD & BEVERAGES	62,930,000.00	1
		9/27/2005	HSFEHQ-05-D-4334	MORGAN BUILDINGS & SPAS, INC.	3199-MH-PURCHASE UNITS-CAPITALIZED	83,958,000.00	1
		9/28/2005	HSFEHQ-05-D-4332	CHAMPION HOME BUILDERS CO	3199-MH-PURCHASE UNITS-CAPITALIZED	59,800,000.00	1
		9/29/2005	1603DRLAMDHUD 04	HOUSING & URBAN DEVELOPMENT	2508-MISSIONS-DIRECT FED ASST (DFA)	79,000,000.00	1
		10/2/2005	1603DRLATTHP 01	LA OFFICE OF HOMELAND SECURITY &	4141-RENTAL 408(a)	350,000,000.00	1
		10/3/2005	1603DRLAMEPA 03	ENVIRONMENTAL PROTECTION AGENCY	2508-MISSIONS-DIRECT FED ASST (DFA)	88,000,000.00	1
		10/8/2005	1603DRLATTHP 19	LA OFFICE OF HOMELAND SECURITY &	4149-OTHER NEEDS ASSISTANCE (ONA) AWARDS	100,000,000.00	1
		10/20/2005	1603DRLAMUSCG 09	US COAST GUARD	2508-MISSIONS-DIRECT FED ASST (DFA)	75,000,000.00	1
		10/21/2005	1603DRLAMCOE-MVD 23	US ARMY CORPS OF ENGINEERS	2508-MISSIONS-DIRECT FED ASST (DFA)	200,000,000.00	1
		10/22/2005	HSFEHQ-06-C-0024	AMERICAN RED CROSS	2580-OTHER SERVICE CONTRACTS	110,000,000.00	1
		10/31/2005	1603DRLAP00000001	LA OFFICE OF HOMELAND SECURITY &	416X-PUBLIC ASSISTANCE (PA)	88,802,983.46	1
			HSFEHQ-05-D-0471	FLUOR DANIEL INC	2591-DISASTER HOUSING RESOURCES (DHR)	62,160,091.00	1
		11/1/2005	HSFEHQ-06-F-0047	CORPORATE LODGING CONSULTANTS, INC.	2580-OTHER SERVICE CONTRACTS	105,602,464.00	1
		11/5/2005	1603DRLATTHP 01	LA OFFICE OF HOMELAND SECURITY &	4141-RENTAL 408(a)	148,000,000.00	1
			1603DRLATTHP 17	LA OFFICE OF HOMELAND SECURITY &	4147-REPLACEMENT	386,000,000.00	1
			1603DRLATTHP 19	LA OFFICE OF HOMELAND SECURITY &	4149-OTHER NEEDS ASSISTANCE (ONA) AWARDS	361,000,000.00	1
		11/18/2005	1603DRLAMDOL 00	US DEPARTMENT OF LABOR	2503-DISASTER UNEMPLOYMENT (DUA)	55,000,000.00	1
		11/23/2005	1603DRLATTHP 19	LA OFFICE OF HOMELAND SECURITY &	4149-OTHER NEEDS ASSISTANCE (ONA) AWARDS	100,000,000.00	1
		12/5/2005	1603DRLATTHP 19	LA OFFICE OF HOMELAND SECURITY &	4149-OTHER NEEDS ASSISTANCE (ONA) AWARDS	50,000,000.00	1
		12/12/2005	1603DRLAMCOE-MVD 23	US ARMY CORPS OF ENGINEERS	2508-MISSIONS-DIRECT FED ASST (DFA)	199,932,487.70	1
			1603DRLAMUSCG 09	US COAST GUARD	2508-MISSIONS-DIRECT FED ASST (DFA)	75,000,000.00	1
		12/20/2005	HSFE06-06-X-2014	ENVIRONMENTAL PROTECTION AGENCY	2589-INTERAGENCY AGREEMENTS	255,665,898.00	1
		12/23/2005	1603DRLATTHP 19	LA OFFICE OF HOMELAND SECURITY &	4149-OTHER NEEDS ASSISTANCE (ONA) AWARDS	50,000,000.00	1
		12/29/2005	1603DRLATTHP 19	LA OFFICE OF HOMELAND SECURITY &	4149-OTHER NEEDS ASSISTANCE (ONA) AWARDS	75,000,000.00	1
		12/30/2005	1603DRLATTHP 19	LA OFFICE OF HOMELAND SECURITY &	4149-OTHER NEEDS ASSISTANCE (ONA) AWARDS	90,000,000.00	1
		1/6/2006	1603DRLATTHP 01	LA OFFICE OF HOMELAND SECURITY &	4141-RENTAL 408(a)	50,000,000.00	1
		1/7/2006	EMR-2006-GB-0000	GBL'S	2213-MH-TRANSPORTATION-DISASTER	70,000,000.00	1
		1/14/2006	1603DRLATTHP 19	LA OFFICE OF HOMELAND SECURITY &	4149-OTHER NEEDS ASSISTANCE (ONA) AWARDS	100,000,000.00	1
		1/19/2006	1603DRLATTHP 01	LA OFFICE OF HOMELAND SECURITY &	4141-RENTAL 408(a)	60,000,000.00	1
1/30/2006	1603DRLATTHP 01	LA OFFICE OF HOMELAND SECURITY &	4141-RENTAL 408(a)	50,000,000.00	1		
2/7/2006	HSFEHQ-06-F-0047	CORPORATE LODGING CONSULTANTS, INC.	2580-OTHER SERVICE CONTRACTS	52,800,000.00	1		
2/16/2006	HSFEHQ-05-D-0592	CH2M HILL CONSTRUCTORS, INC.	2591-DISASTER HOUSING RESOURCES (DHR)	75,178,562.50	1		
3/1/2006	HSFEHQ-05-D-0471	FLUOR DANIEL INC	2591-DISASTER HOUSING RESOURCES (DHR)	158,488,970.76	1		

PROG CODE	STATE NAME	TRANS DATE	OBLIGATION NUMBER	VENDOR ALPHA	PROGRAM CATEGORY	OBLIGATIONS	QTY
		3/3/2006	HSFEHQ-05-D-0471	FLUOR DANIEL INC	2591-DISASTER HOUSING RESOURCES (DHR)	170,814,779.00	1
		3/15/2006	1603DRLAP00000001	LA OFFICE OF HOMELAND SECURITY &	416X-PUBLIC ASSISTANCE (PA)	55,750,323.10	1
		3/16/2006	1603DRLAMDOL 00	US DEPARTMENT OF LABOR	2503-DISASTER UNEMPLOYMENT (DUA)	91,411,844.00	1
			HSFEHQ-05-D-0573	SHAW ENVIRONMENTAL & INFRASTRUCTURE	2591-DISASTER HOUSING RESOURCES (DHR)	139,278,621.00	1
		3/20/2006	1603DRLAP00000001	LA OFFICE OF HOMELAND SECURITY &	416X-PUBLIC ASSISTANCE (PA)	170,571,862.38	2
		3/21/2006	1603DRLAP00000001	LA OFFICE OF HOMELAND SECURITY &	416X-PUBLIC ASSISTANCE (PA)	138,213,467.86	1
		3/23/2006	1603DRLAP00000001	LA OFFICE OF HOMELAND SECURITY &	416X-PUBLIC ASSISTANCE (PA)	76,350,249.12	1
		3/28/2006	1603DRLAP00000001	LA OFFICE OF HOMELAND SECURITY &	416X-PUBLIC ASSISTANCE (PA)	67,986,749.72	1
1604DR	MISSISSIPPI	9/2/2005	1604DRMSMDOD 17	DEPARTMENT OF DEFENSE	2501-MISSIONS-FED OPER SUP (FOS)	220,000,000.00	2
		9/3/2005	1604DRMSMCOE-MVD 16	US ARMY CORPS OF ENGINEERS	2508-MISSIONS-DIRECT FED ASST (DFA)	80,000,000.00	1
			1604DRMSMDOD 19	DEPARTMENT OF DEFENSE	2501-MISSIONS-FED OPER SUP (FOS)	1,000,000,000.00	1
		9/4/2005	1604DRMSMCOE-MVD 11	US ARMY CORPS OF ENGINEERS	2501-MISSIONS-FED OPER SUP (FOS)	80,000,000.00	1
			1604DRMSMGSA 16	GENERAL SERVICES ADMINISTRATION	2501-MISSIONS-FED OPER SUP (FOS)	50,000,000.00	1
		9/5/2005	1604DRMSMCOE-MVD 09	US ARMY CORPS OF ENGINEERS	2508-MISSIONS-DIRECT FED ASST (DFA)	320,000,000.00	1
			1604DRMSMCOE-MVD 10	US ARMY CORPS OF ENGINEERS	2508-MISSIONS-DIRECT FED ASST (DFA)	71,000,000.00	1
			1604DRMSMCOE-MVD 11	US ARMY CORPS OF ENGINEERS	2501-MISSIONS-FED OPER SUP (FOS)	100,000,000.00	1
			1604DRMSMDOT 05	DEPARTMENT OF TRANSPORTATION	2501-MISSIONS-FED OPER SUP (FOS)	90,000,000.00	1
		9/6/2005	1604DRMSTTHP 01	MISSISSIPPI, STATE OF	4141-RENTAL 408(a)	100,000,000.00	1
		9/7/2005	1604DRMSMCOE-MVD 12	US ARMY CORPS OF ENGINEERS	2501-MISSIONS-FED OPER SUP (FOS)	180,000,000.00	1
		9/10/2005	1604DRMSMDOD 19	DEPARTMENT OF DEFENSE	2501-MISSIONS-FED OPER SUP (FOS)	500,000,000.00	1
			1604DRMSMDOD 27	DEPARTMENT OF DEFENSE	2508-MISSIONS-DIRECT FED ASST (DFA)	50,000,000.00	1
			1604DRMSTTHP 01	MISSISSIPPI, STATE OF	4141-RENTAL 408(a)	96,000,000.00	1
		9/11/2005	1604DRMSTTHP 01	MISSISSIPPI, STATE OF	4141-RENTAL 408(a)	100,000,000.00	1
		9/12/2005	1604DRMSTTHP 01	MISSISSIPPI, STATE OF	4141-RENTAL 408(a)	300,000,000.00	1
		9/17/2005	1604DRMSMCOE-MVD 25	US ARMY CORPS OF ENGINEERS	2508-MISSIONS-DIRECT FED ASST (DFA)	50,000,000.00	1
			HSFE04-05-P-7069	AMERICOLD LOGISTICS LLC	2580-OTHER SERVICE CONTRACTS	50,000,000.00	1
		9/18/2005	HSFE04-05-F-7058	DEPARTMENT OF DEFENSE	2660-FOOD & BEVERAGES	69,630,470.00	1
		9/23/2005	1604DRMSP00000001	MISSISSIPPI, STATE OF	416X-PUBLIC ASSISTANCE (PA)	105,160,104.73	1
		9/27/2005	1604DRMSTTHP 01	MISSISSIPPI, STATE OF	4141-RENTAL 408(a)	365,018,400.00	1
		10/8/2005	1604DRMSTTHP 01	MISSISSIPPI, STATE OF	4141-RENTAL 408(a)	150,000,000.00	1
		10/9/2005	1604DRMSMCOE-MVD 10	US ARMY CORPS OF ENGINEERS	2508-MISSIONS-DIRECT FED ASST (DFA)	56,000,000.00	1
		10/10/2005	1604DRMSTTHP 19	MISSISSIPPI, STATE OF	4149-OTHER NEEDS ASSISTANCE (ONA) AWARDS	50,000,000.00	1
		10/16/2005	1604DRMSMCOE-MVD 09	US ARMY CORPS OF ENGINEERS	2508-MISSIONS-DIRECT FED ASST (DFA)	300,000,000.00	1
		10/22/2005	HSFEHQ-05-D-0572	BECHTEL NATIONAL, INC.	2591-DISASTER HOUSING RESOURCES (DHR)	135,191,336.50	1
			HSFEHQ-06-C-0024	AMERICAN RED CROSS	2580-OTHER SERVICE CONTRACTS	52,500,000.00	1
		11/1/2005	HSFEHQ-06-F-0047	CORPORATE LODGING CONSULTANTS, INC.	2580-OTHER SERVICE CONTRACTS	50,401,176.00	1
		11/22/2005	1604DRMSTTHP 19	MISSISSIPPI, STATE OF	4149-OTHER NEEDS ASSISTANCE (ONA) AWARDS	50,000,000.00	1
		12/15/2005	HSFEHQ-05-D-0572	BECHTEL NATIONAL, INC.	2591-DISASTER HOUSING RESOURCES (DHR)	67,535,156.00	1
		12/19/2005	HSFEHQ-05-C-4155	CMH MANUFACTURING, INC.	3199-MH-PURCHASE UNITS-CAPITALIZED	60,935,395.00	1
		12/23/2005	HSFEHQ-05-D-0572	BECHTEL NATIONAL, INC.	2591-DISASTER HOUSING RESOURCES (DHR)	78,801,663.50	1
		1/27/2006	1604DRMSMCOE-MVD 09	US ARMY CORPS OF ENGINEERS	2508-MISSIONS-DIRECT FED ASST (DFA)	100,000,000.00	1
		3/18/2006	1604DRMSMCOE-MVD 09	US ARMY CORPS OF ENGINEERS	2508-MISSIONS-DIRECT FED ASST (DFA)	200,000,000.00	1
1605DR	ALABAMA	9/10/2005	HSFEHQ-05-C-4039	MORGAN BUILDINGS & SPAS, INC.	3199-MH-PURCHASE UNITS-CAPITALIZED	202,512,500.00	2
			HSFEHQ-05-D-4125	PRECISION HOMES	3199-MH-PURCHASE UNITS-CAPITALIZED	98,965,000.00	1
		9/12/2005	HSFEHQ-05-C-4041	GULF STREAM COACH, INC.	3199-MH-PURCHASE UNITS-CAPITALIZED	246,875,000.00	1
		9/13/2005	HSFEHQ-05-C-4000	GULF STREAM COACH, INC.	3190-MH-PURCHASE UNITS-NON-CAPITALIZED	99,068,500.00	1
		9/16/2005	HSFEHQ-05-C-4040	NORTH AMERICAN CATASTROPHE SVCS INC	3199-MH-PURCHASE UNITS-CAPITALIZED	51,400,000.00	1
		9/24/2005	1605DRALTTTHP 01	AL EMERGENCY MANAGEMENT AGENCY	4141-RENTAL 408(a)	83,709,000.00	1
		9/29/2005	1605DRALMCOE-SAD 09	US ARMY CORPS OF ENGINEERS	2508-MISSIONS-DIRECT FED ASST (DFA)	90,000,000.00	1
		9/30/2005	HSFEHQ-05-C-4128	BOURGET'S OF THE SOUTH, LLC	3190-MH-PURCHASE UNITS-NON-CAPITALIZED	88,500,000.00	1
1606DR	TEXAS	9/28/2005	1606DRTXMUSFS 02	USDA FOREST SERVICE	2501-MISSIONS-FED OPER SUP (FOS)	124,000,000.00	1
			1606DRTXTTHP 01	TX DEPARTMENT OF PUBLIC SAFETY	4141-RENTAL 408(a)	60,320,000.00	1
		9/29/2005	1606DRTXTTHP 01	TX DEPARTMENT OF PUBLIC SAFETY	4141-RENTAL 408(a)	105,000,000.00	1
			1606DRTXTTHP 19	TX DEPARTMENT OF PUBLIC SAFETY	4149-OTHER NEEDS ASSISTANCE (ONA) AWARDS	100,000,000.00	1
		9/30/2005	1606DRTXTTHP 01	TX DEPARTMENT OF PUBLIC SAFETY	4141-RENTAL 408(a)	150,000,899.00	1
		10/3/2005	1606DRTXTTHP 01	TX DEPARTMENT OF PUBLIC SAFETY	4141-RENTAL 408(a)	447,000,000.00	1
			1606DRTXTTHP 04	TX DEPARTMENT OF PUBLIC SAFETY	4143-REPAIRS	100,000,000.00	1
			1606DRTXTTHP 19	TX DEPARTMENT OF PUBLIC SAFETY	4149-OTHER NEEDS ASSISTANCE (ONA) AWARDS	200,000,000.00	1
		10/7/2005	1606DRTXIOTH	TX DEPARTMENT OF PUBLIC SAFETY	4154-OTHER NEEDS ASSISTANCE (ONA) GRANTS	200,000,000.00	1
		11/4/2005	1606DRTXMCOE-SWD 09	US ARMY CORPS OF ENGINEERS	2508-MISSIONS-DIRECT FED ASST (DFA)	65,000,000.00	1
1607DR	LOUISIANA	9/28/2005	1607DRLATTHP 01	LA OFFICE OF HOMELAND SECURITY &	4141-RENTAL 408(a)	75,000,000.00	1
		9/30/2005	1607DRLATTHP 01	LA OFFICE OF HOMELAND SECURITY &	4141-RENTAL 408(a)	250,000,000.00	1
		10/7/2005	1607DRLAMCOE-MVD 07	US ARMY CORPS OF ENGINEERS	2508-MISSIONS-DIRECT FED ASST (DFA)	138,000,000.00	1
			1607DRLAMCOE-MVD 09	US ARMY CORPS OF ENGINEERS	2508-MISSIONS-DIRECT FED ASST (DFA)	80,000,000.00	1
		12/16/2005	1607DRLAMCOE-MVD 09	US ARMY CORPS OF ENGINEERS	2508-MISSIONS-DIRECT FED ASST (DFA)	113,000,000.00	1

PROG CODE	STATE NAME	TRANS DATE	OBLIGATION NUMBER	VENDOR ALPHA	PROGRAM CATEGORY	OBLIGATIONS	QTY
1609DR	FLORIDA	12/20/2005	HSFE06-06-X-2014	ENVIRONMENTAL PROTECTION AGENCY	2580-OTHER SERVICE CONTRACTS	100,686,039.00	1
		10/26/2005	HSFE04-06-F-7706	DEPARTMENT OF DEFENSE	2660-FOOD & BEVERAGES	60,000,000.00	1
		10/27/2005	1609DRFLTTHP 01	FLORIDA BUREAU OF DISASTER	4141-RENTAL 408(a)	60,000,000.00	1
		11/2/2005	1609DRFLTTHP 19	FLORIDA BUREAU OF DISASTER	4149-OTHER NEEDS ASSISTANCE (ONA) AWARDS	100,000,000.00	1
		11/3/2005	1609DRFLMCOE-SAD 13	US ARMY CORPS OF ENGINEERS	2508-MISSIONS-DIRECT FED ASST (DFA)	75,000,000.00	1
		11/4/2005	1609DRFLMCOE-SAD 12	US ARMY CORPS OF ENGINEERS	2508-MISSIONS-DIRECT FED ASST (DFA)	50,000,000.00	1
		11/30/2005	1609DRFLTTHP 19	FLORIDA BUREAU OF DISASTER	4149-OTHER NEEDS ASSISTANCE (ONA) AWARDS	50,000,000.00	1
		12/1/2005	1609DRFLP00000001	FLORIDA BUREAU OF DISASTER	416X-PUBLIC ASSISTANCE (PA)	52,039,385.68	1
		12/8/2005	1609DRFLP00000001	FLORIDA BUREAU OF DISASTER	416X-PUBLIC ASSISTANCE (PA)	187,265,936.45	1
		1/24/2006	1609DRFLP00000001	FLORIDA BUREAU OF DISASTER	416X-PUBLIC ASSISTANCE (PA)	65,491,147.19	1
3216EM	TEXAS	11/11/2005	3216EMTXP00000001	TX DEPARTMENT OF PUBLIC SAFETY	416X-PUBLIC ASSISTANCE (PA)	113,611,873.65	1

FINANCIAL INFORMATION TOOL
FOR HURRICANE KATRINA, RITA, & WILMA DECLARATIONS ONLY
FEMA CREDIT CARDS ONLY *

AS OF 03-29-2006

VENDOR ALPHA	PROGRAM NAME	OBLIGATIONS	EXPENDITURES
BANK ONE DBA JPMORGAN CHASE BANK	21XX-TRAVEL OF PEOPLE		311,441.16
	25XX-OTHER SERVICES	353,737.35	
	26XX-SUPPLIES & MATERIALS	6,521,311.61	1,665,417.34
BANK ONE DBA JPMORGAN CHASE BANK Total		6,875,048.96	1,976,858.50
CITIBANK	21XX-TRAVEL OF PEOPLE	51,362,556.56	49,035,629.69
	25XX-OTHER SERVICES	50,000.00	
	26XX-SUPPLIES & MATERIALS	628,500.00	457,753.83
CITIBANK Total		52,041,056.56	49,493,383.52
US BANK	21XX-TRAVEL OF PEOPLE	594,848.90	44,283.52
	22XX-TRANSPORT OF THINGS	105,260.43	6,155.95
	23XX-RENT, COMM, UTILITIES	2,441,933.29	526,890.37
	24XX-PRINT & REPRO	2,023,872.67	646,942.03
	25XX-OTHER SERVICES	5,857,775.57	2,126,846.76
	26XX-SUPPLIES & MATERIALS	41,816,302.16	17,595,848.67
	31XX-EQUIPMENT	16,170,602.66	7,608,375.79
	MANUFACTURED HOUSING	66,500.00	53,869.51
US BANK Total		69,077,095.68	28,609,212.60
Grand Total		127,993,201.20	80,079,454.62

NAME OF CARD	PURPOSE/USES
BANK ONE DBA JPMORGAN CHASE BANK	Fleetcard for fuel, oil, etc for government vehicles
CITIBANK	Centrally billed travel
US BANK	FEMA Purchase card

* Does not include Individually Billed Travel (IBT) Credit Cards that are issued to FEMA Travelers

FINANCIAL INFORMATION TOOL
FOR HURRICANE KATRINA, RITA, & WILMA DECLARATIONS ONLY
FEMA CREDIT CARDS ONLY *
AS OF 03-29-2006 AT 7 AM

PROG CODE	STATE NAME	EVENT NAME	VENDOR ALPHA	PROGRAM NAME	OBLIGATIONS	EXPENDITURES
1602DR	FLORIDA	KATRINA	US BANK	22XX-TRANSPORT OF THINGS	5,000.00	140.00
				24XX-PRINT & REPRO	10,500.00	
				25XX-OTHER SERVICES	10,000.00	4,304.18
				26XX-SUPPLIES & MATERIALS	74,703.70	37,991.05
				31XX-EQUIPMENT	89,500.00	26,622.00
1602DR Total					189,703.70	69,057.23
1603DR	LOUISIANA	KATRINA	BANK ONE DBA JPMORGAN CHASE BANK	26XX-SUPPLIES & MATERIALS	3,750,770.80	502,023.98
				CITIBANK	21XX-TRAVEL OF PEOPLE	20,319,474.21
			US BANK	26XX-SUPPLIES & MATERIALS	412,000.00	342,301.17
				21XX-TRAVEL OF PEOPLE	38,950.00	17,178.58
				22XX-TRANSPORT OF THINGS	40,560.43	100.00
				23XX-RENT, COMM, UTILITIES	1,429,690.00	327,810.70
				24XX-PRINT & REPRO	361,724.38	23,245.81
				25XX-OTHER SERVICES	3,223,853.88	1,233,683.32
				26XX-SUPPLIES & MATERIALS	19,585,216.48	6,359,012.71
				31XX-EQUIPMENT	7,155,918.03	2,652,390.40
				MANUFACTURED HOUSING	50,000.00	37,369.51
1603DR Total					56,368,158.21	31,117,863.69
1604DR	MISSISSIPPI	KATRINA	BANK ONE DBA JPMORGAN CHASE BANK	25XX-OTHER SERVICES	283,500.00	243,290.04
				26XX-SUPPLIES & MATERIALS	486,000.00	384,741.41
			CITIBANK	21XX-TRAVEL OF PEOPLE	18,042,334.21	17,586,792.99
				26XX-SUPPLIES & MATERIALS	91,000.00	29,893.34
			US BANK	21XX-TRAVEL OF PEOPLE	43,898.90	3,226.41
				22XX-TRANSPORT OF THINGS	6,100.00	696.00
				23XX-RENT, COMM, UTILITIES	313,596.79	138,213.46
				24XX-PRINT & REPRO	795,525.05	261,786.62
				25XX-OTHER SERVICES	1,199,033.82	673,334.32
				26XX-SUPPLIES & MATERIALS	9,045,316.27	5,194,463.09
				31XX-EQUIPMENT	5,599,476.98	4,080,315.22
MANUFACTURED HOUSING	16,500.00	16,500.00				
1604DR Total					35,922,282.02	28,613,252.90
1605DR	ALABAMA	KATRINA	BANK ONE DBA JPMORGAN CHASE BANK	25XX-OTHER SERVICES	70,027.35	67,942.16
				26XX-SUPPLIES & MATERIALS	867,000.00	367,247.93
			CITIBANK	21XX-TRAVEL OF PEOPLE	6,097,873.06	5,398,379.31
				26XX-SUPPLIES & MATERIALS	13,000.00	134.44
			US BANK	21XX-TRAVEL OF PEOPLE	30,000.00	3,561.05
				23XX-RENT, COMM, UTILITIES	64,000.00	21,505.00
				24XX-PRINT & REPRO	215,892.00	76,108.27
				25XX-OTHER SERVICES	170,000.00	46,396.06
				26XX-SUPPLIES & MATERIALS	3,104,194.51	1,847,036.29
				31XX-EQUIPMENT	993,278.92	534,953.91
				MANUFACTURED HOUSING		
1605DR Total					11,625,265.84	8,363,264.42
1606DR	TEXAS	RITA	BANK ONE DBA JPMORGAN CHASE BANK	21XX-TRAVEL OF PEOPLE		
				26XX-SUPPLIES & MATERIALS	615,000.00	71,371.10
			CITIBANK	21XX-TRAVEL OF PEOPLE	4,877,994.54	4,874,444.54
				26XX-SUPPLIES & MATERIALS	112,500.00	85,424.88
			US BANK	21XX-TRAVEL OF PEOPLE	400,000.00	
				22XX-TRANSPORT OF THINGS	35,000.00	849.35
				23XX-RENT, COMM, UTILITIES	78,000.00	18,954.74
				24XX-PRINT & REPRO	341,360.00	141,217.05
25XX-OTHER SERVICES	290,641.87	97,937.40				
26XX-SUPPLIES & MATERIALS	2,002,155.19	699,043.49				
31XX-EQUIPMENT	489,183.04	94,399.96				
1606DR Total					9,241,834.64	6,083,642.51

PROG CODE	STATE NAME	EVENT NAME	VENDOR ALPHA	PROGRAM NAME	OBLIGATIONS	EXPENDITURES			
1607DR	LOUISIANA	RITA	BANK ONE DBA JPMORGAN CHASE BANK	26XX-SUPPLIES & MATERIALS	310,524.00	200,518.44			
			CITIBANK	21XX-TRAVEL OF PEOPLE	1,001,842.04	1,001,842.04			
			US BANK	21XX-TRAVEL OF PEOPLE	30,000.00	19,813.91			
				23XX-RENT, COMM, UTILITIES	446,400.00	1,400.00			
				24XX-PRINT & REPRO	174,000.00	66,384.54			
				25XX-OTHER SERVICES	752,162.58	30,693.51			
				26XX-SUPPLIES & MATERIALS	6,676,759.44	2,794,743.78			
				31XX-EQUIPMENT	1,476,743.79	53,347.55			
				MANUFACTURED HOUSING					
				1607DR Total				10,868,431.85	4,168,743.77
1609DR	FLORIDA	WILMA	BANK ONE DBA JPMORGAN CHASE BANK	21XX-TRAVEL OF PEOPLE		208.96			
				25XX-OTHER SERVICES	210.00				
				26XX-SUPPLIES & MATERIALS	490,516.81	138,014.48			
			CITIBANK	21XX-TRAVEL OF PEOPLE	1,001,604.05	531,468.71			
				25XX-OTHER SERVICES	50,000.00				
			US BANK	21XX-TRAVEL OF PEOPLE	51,000.00	503.57			
				22XX-TRANSPORT OF THINGS					
				23XX-RENT, COMM, UTILITIES	40,459.00	6,935.44			
				24XX-PRINT & REPRO	67,321.80	31,576.95			
				25XX-OTHER SERVICES	141,657.46	27,245.29			
26XX-SUPPLIES & MATERIALS	799,765.85	389,137.78							
	31XX-EQUIPMENT	144,500.00	28,562.10						
1609DR Total				2,787,034.97	1,153,653.28				
3212EM	LOUISIANA	KATRINA	US BANK	26XX-SUPPLIES & MATERIALS	2,000.00	1,284.11			
3212EM Total					2,000.00	1,284.11			
3215EM	ARKANSAS	KATRINA	CITIBANK	21XX-TRAVEL OF PEOPLE	273.15	273.15			
			US BANK	21XX-TRAVEL OF PEOPLE	1,000.00				
				22XX-TRANSPORT OF THINGS	8,600.00	2,420.00			
				23XX-RENT, COMM, UTILITIES	11,000.00	2,791.50			
				24XX-PRINT & REPRO	5,150.00	2,234.46			
				25XX-OTHER SERVICES	5,000.00	1,125.00			
				26XX-SUPPLIES & MATERIALS	103,401.00	46,871.07			
				31XX-EQUIPMENT	18,700.00	8,816.91			
				3215EM Total				153,124.15	64,532.09
				3216EM	TEXAS	KATRINA	BANK ONE DBA JPMORGAN CHASE BANK	26XX-SUPPLIES & MATERIALS	
CITIBANK	21XX-TRAVEL OF PEOPLE	15,561.27	15,561.27						
US BANK	22XX-TRANSPORT OF THINGS	10,000.00	1,950.60						
	23XX-RENT, COMM, UTILITIES	8,787.50	4,546.11						
	24XX-PRINT & REPRO	31,554.44	23,596.04						
	25XX-OTHER SERVICES	15,425.96	11,537.29						
	26XX-SUPPLIES & MATERIALS	271,829.53	197,038.79						
31XX-EQUIPMENT	113,301.90	90,591.92							
3216EM Total				466,460.60	344,822.02				
3219EM	OKLAHOMA	KATRINA	US BANK	23XX-RENT, COMM, UTILITIES					
				24XX-PRINT & REPRO					
				25XX-OTHER SERVICES	800.00	755.65			
				26XX-SUPPLIES & MATERIALS					
				31XX-EQUIPMENT					
3219EM Total				800.00	755.65				
3221EM	WEST VIRGINIA	KATRINA	CITIBANK	21XX-TRAVEL OF PEOPLE	1,331.70	1,331.70			
			US BANK	26XX-SUPPLIES & MATERIALS	94.45	94.45			
3221EM Total				1,426.15	1,426.15				
3223EM	UTAH	KATRINA	CITIBANK	21XX-TRAVEL OF PEOPLE	517.85	435.70			
			US BANK	26XX-SUPPLIES & MATERIALS	4,000.00				
3223EM Total				4,517.85	435.70				
3224EM	COLORADO	KATRINA	US BANK	26XX-SUPPLIES & MATERIALS	4,000.00	1,729.21			
3224EM Total				4,000.00	1,729.21				
3225EM	MICHIGAN	KATRINA	US BANK	26XX-SUPPLIES & MATERIALS	2,000.00	711.67			
3225EM Total				2,000.00	711.67				
3227EM	WASHINGTON	KATRINA	US BANK	26XX-SUPPLIES & MATERIALS	250.00	112.64			
3227EM Total				250.00	112.64				

PROG CODE	STATE NAME	EVENT NAME	VENDOR ALPHA	PROGRAM NAME	OBLIGATIONS	EXPENDITURES
3229EM	NEW MEXICO	KATRINA	US BANK	23XX-RENT, COMM, UTILITIES 24XX-PRINT & REPRO 25XX-OTHER SERVICES 26XX-SUPPLIES & MATERIALS 31XX-EQUIPMENT	45.00 115.74	36.64 15.74
3229EM Total					160.74	52.38
3232EM	MISSOURI	KATRINA	US BANK	26XX-SUPPLIES & MATERIALS	5,000.00	3,711.60
3232EM Total					5,000.00	3,711.60
3234EM	SOUTH DAKOTA	KATRINA	CITIBANK	21XX-TRAVEL OF PEOPLE	677.25	
3234EM Total					677.25	
3247EM	NORTH DAKOTA	KATRINA	CITIBANK	21XX-TRAVEL OF PEOPLE	911.85	911.85
3247EM Total					911.85	911.85
3253EM	MONTANA	KATRINA	CITIBANK	21XX-TRAVEL OF PEOPLE	2,161.38	1,440.92
3253EM Total					2,161.38	1,440.92
3261EM	TEXAS	RITA	BANK ONE DBA JPMORGAN CHASE BANK US BANK	26XX-SUPPLIES & MATERIALS 23XX-RENT, COMM, UTILITIES 24XX-PRINT & REPRO 25XX-OTHER SERVICES 26XX-SUPPLIES & MATERIALS 31XX-EQUIPMENT	1,500.00 50,000.00 20,000.00 50,000.00 135,500.00 90,000.00	1,500.00 4,733.42 20,000.00 590.39 22,851.20 38,375.82
3261EM Total					347,000.00	88,050.83
Grand Total					127,993,201.20	80,079,454.62

NAME OF CARD	PURPOSE/USES
BANK ONE DBA JPMORGAN CHASE BANK	Fleetcard for fuel, oil, etc for government vehicles
CITIBANK	Centrally billed travel
US BANK	FEMA Purchase card

* Does not include Individually Billed Travel (IBT) Credit Cards that are issued to FEMA Travelers

Agencies Reporting Credit Card Costs and Purchases

March 29, 2006

DHS AGENCIES	DATE REPORT RECEIVED	OBLIGATIONS	EXPENDITURES
BTS			
CBP			
FLETC	10/31/2005	180,246.86	156,339.74
IAIP			
ICE	3/28/2006	982,290.01	850,480.22
NCS			
OCFO	10/25/2005	7.88	7.88
OSLGCP			
S&T	1/10/2006	100,000.00	0.00
TSA	11/1/2005	0.00	458,317.69
USCG			
USCIS	11/8/2005	0.00	0.00
USSS	11/22/2005	0.00	0.00
TOTAL		1,262,544.75	1,465,145.53

Zeros indicate the agency reported that it had no obligations and/or expenditures as of the date indicated. Blanks indicate the agency did not submit a report.

**Other Federal Agencies Reporting Credit Card
Costs And Purchases
March 29, 2006**

OTHER FEDERAL AGENCIES	DATE REPORT RECEIVED	OBLIGATIONS	EXPENDITURES
AID	3/21/2006	0.00	0.00
ARC			
CDC			
CNCS			
COE	3/28/2006	2,456,956.64	3,842,789.60
DHUD	3/24/2006	103,276.00	72,354.00
DOC			
DOD			
DOE			
DOED			
DOI	3/27/2006	7,715,034.12	323,042.65
DOL	3/21/2006	394,469.00	367,380.23
DOS	12/7/2005	0.00	0.00
DOT			
EEOC	1/17/2006	0.00	14,394.00
EPA	1/16/2006		999,845.66
FAA			
FCC			
FCSIC			
FMSHRC	11/1/2005	0.00	0.00
GSA	3/29/2006	297,094.74	295,843.04
HHS			
MSPB			
NARA	11/8/2005	5,024.36	481.65
NASA			
NCPC			
NCUA			

OTHER FEDERAL AGENCIES	DATE REPORT RECEIVED	OBLIGATIONS	EXPENDITURES
NGA			
NLRB	12/20/2005	0.00	13,863.60
NOAA			
NRC	1/6/2006	0.00	0.00
NSF	11/4/2005	0.00	0.00
OPM			
OSHA			
RRB	11/7/2005	0.00	0.00
SBA	1/4/2006	0.00	0.00
SEC			
SSA			
TREAS			
TVA	11/10/2005		0.00
USDA	3/10/2006	470,124.04	23,117,160.16
USDJ			
USPC			
USPHS	11/14/2005	0.00	0.00
USPS			
VA	2/1/2006	802,971.76	802,971.76
TOTAL		12,244,950.66	29,850,126.35

Only Other Federal Agencies reporting data or zeros are included in this report. Zeros indicate the agency reported that it had no obligations and/or expenditures as of the date indicated. Blanks indicate the agency did not submit a report.

FINANCIAL INFORMATION TOOL
FOR HURRICANE KATRINA, RITA, & WILMA DECLARATIONS ONLY

AS OF 03-29-2006

PROGRAM AREA	ALLOCATIONS	OBLIGATIONS	EXPENDITURES
1-HUMAN SERVICES	14,603,876,545	12,426,740,105	10,909,741,941
2-INFRASTRUCTURE	5,133,243,018	5,029,114,763	2,084,798,145
3-MITIGATION	61,947,143	39,907,692	5,063,301
4-OPERATIONS	5,695,454,794	5,651,731,692	357,444,687
5-ADMINISTRATION	7,354,615,050	6,552,329,813	2,523,239,835
Grand Total	32,849,136,550	29,699,824,066	15,880,287,908

FINANCIAL INFORMATION TOOL
FOR HURRICANE KATRINA, RITA, & WILMA DECLARATIONS ONLY

AS OF 03-29-2006

PROGRAM AREA	PROGRAM NAME	ALLOCATIONS	OBLIGATIONS	EXPENDITURES
1-HUMAN SERVICES	2503-UNEMPLOYMENT	410,932,205	352,548,869	347,625,585
	2504-CRISIS COUNSELING-NIMH	49,762,226	23,579,930	22,627,709
	2576-LEGAL SERVICES	133,275	84,767	3,875
	2592-INSPECTIONS	287,337,154	252,247,637	180,607,618
	4149-OTHER NEEDS ASSISTANCE	1,843,070,823	1,843,070,823	1,785,747,983
	414X-HOUSING ASSISTANCE	5,176,260,505	5,176,259,518	4,930,226,257
	4152-CRISIS COUNSELING-SCC	38,858,450	33,980,178	14,237,459
	4154-OTHER NEEDS ASSISTANCE	68,880,000	68,880,000	63,386,350
	MANUFACTURED HOUSING	6,728,641,907	4,676,088,384	3,565,279,105
1-HUMAN SERVICES Total		14,603,876,545	12,426,740,105	10,909,741,941
2-INFRASTRUCTURE	2594-INSPECTIONS	352,551,100	325,945,500	84,865,721
	416X-PUBLIC ASSISTANCE	4,780,691,918	4,703,169,263	1,999,932,424
2-INFRASTRUCTURE Total		5,133,243,018	5,029,114,763	2,084,798,145
3-MITIGATION	2593-INSPECTIONS	43,888,695	21,849,244	4,819,795
	4173-HAZARD MITIGATION	18,058,448	18,058,448	243,506
3-MITIGATION Total		61,947,143	39,907,692	5,063,301
4-OPERATIONS	2507-MISSIONS-TA	43,798,256	26,257,556	454,200
	2508-MISSIONS-DFA	5,651,656,538	5,625,474,136	356,990,486
4-OPERATIONS Total		5,695,454,794	5,651,731,692	357,444,687
5-ADMINISTRATION	11XX-SALARIES & BENEFITS	348,861,281	344,505,726	344,505,726
	21XX-TRAVEL	248,809,455	223,801,840	196,020,451
	22XX-TRANSPORTION	62,329,111	52,153,338	30,481,853
	23XX-RENT, COMM, UTILITIES	288,278,106	230,699,116	138,948,171
	24XX-PRINT & REPRO	7,579,088	5,309,935	1,571,687
	2501-MISSIONS-FOS	2,855,665,001	2,845,710,082	303,324,766
	25XX-OTHER SERVICES	2,524,020,986	1,938,378,269	1,054,550,581
	26XX-SUPPLIES & MATERIALS	682,938,976	618,632,055	286,674,743
	31XX-EQUIPMENT	220,263,283	181,837,718	143,002,600
	32XX-LAND & STRUCTURES	12,035,691	7,776,435	2,094,008
4101-URBAN SEARCH & RESCUE	103,834,072	103,525,299	22,065,248	
5-ADMINISTRATION Total		7,354,615,050	6,552,329,813	2,523,239,835
Grand Total		32,849,136,550	29,699,824,066	15,880,287,908

FINANCIAL INFORMATION TOOL
FOR HURRICANE KATRINA, RITA, & WILMA DECLARATIONS ONLY

AS OF 03-29-2006

PROG CODE	STATE NAME	EVENT NAME	DECLARED	ALLOCATIONS	OBLIGATIONS	EXPENDITURES
1602DR	FLORIDA	KATRINA	8/28/2005	186,392,244	183,782,433	77,029,699
1603DR	LOUISIANA	KATRINA	8/29/2005	16,670,662,557	14,823,456,891	8,136,855,073
1604DR	MISSISSIPPI	KATRINA	8/29/2005	8,040,023,175	7,256,983,665	3,615,443,935
1605DR	ALABAMA	KATRINA	8/29/2005	1,679,902,531	1,601,926,473	1,249,920,376
1606DR	TEXAS	RITA	9/24/2005	2,009,742,863	1,819,658,932	1,013,227,018
1607DR	LOUISIANA	RITA	9/24/2005	1,667,770,268	1,557,090,412	757,360,021
1609DR	FLORIDA	WILMA	10/24/2005	1,754,194,772	1,656,960,007	633,178,553
3212EM	LOUISIANA	KATRINA	8/27/2005	8,508,058	8,508,058	667,933
3213EM	MISSISSIPPI	KATRINA	8/28/2005	2,622,585	2,622,585	87,058
3214EM	ALABAMA	KATRINA	8/28/2005	84,454	84,454	52,976
3215EM	ARKANSAS	KATRINA	9/2/2005	48,594,159	45,807,911	39,414,157
3216EM	TEXAS	KATRINA	9/2/2005	480,463,351	475,428,852	299,354,359
3217EM	TENNESSEE	KATRINA	9/5/2005	29,090,380	27,528,812	81,363
3218EM	GEORGIA	KATRINA	9/5/2005	20,992,000	20,026,649	7,844,517
3219EM	OKLAHOMA	KATRINA	9/5/2005	7,212,223	7,118,720	6,270,829
3220EM	FLORIDA	KATRINA	9/5/2005	9,202,272	7,848,091	257,724
3221EM	WEST VIRGINIA	KATRINA	9/5/2005	444,811	424,379	126,413
3222EM	NORTH CAROLINA	KATRINA	9/5/2005	2,002,261	1,970,953	1,205,390
3223EM	UTAH	KATRINA	9/5/2005	1,438,683	1,093,377	863,802
3224EM	COLORADO	KATRINA	9/5/2005	13,167,858	12,193,417	11,249,742
3225EM	MICHIGAN	KATRINA	9/7/2005	1,727,484	1,260,806	378,394
3226EM	DISTRICT OF COLUMBIA	KATRINA	9/7/2005	1,555,241	1,465,166	52,857
3227EM	WASHINGTON	KATRINA	9/7/2005	3,200,962	3,157,126	278,212
3228EM	OREGON	KATRINA	9/7/2005	2,092,300	2,085,339	297,324
3229EM	NEW MEXICO	KATRINA	9/7/2005	2,246,307	868,590	145,094
3230EM	ILLINOIS	KATRINA	9/7/2005	2,682,455	952,794	831,751
3231EM	KENTUCKY	KATRINA	9/10/2005	4,022,000	3,931,328	663,437
3232EM	MISSOURI	KATRINA	9/10/2005	2,840,745	790,991	564,850
3233EM	SOUTH CAROLINA	KATRINA	9/10/2005	3,671,915	3,320,685	2,245,728
3234EM	SOUTH DAKOTA	KATRINA	9/10/2005	344,422	321,720	202,557
3235EM	PENNSYLVANIA	KATRINA	9/10/2005	2,824,075	2,684,916	917,732
3236EM	KANSAS	KATRINA	9/10/2005	217,298	161,005	130,595
3237EM	ALABAMA	KATRINA	9/10/2005	3,500,000	2,016,187	836,791
3238EM	INDIANA	KATRINA	9/10/2005	4,200,856	3,841,632	1,942
3239EM	IOWA	KATRINA	9/10/2005	288,998	228,257	23,236

PROG CODE	STATE NAME	EVENT NAME	DECLARED	ALLOCATIONS	OBLIGATIONS	EXPENDITURES
3240EM	VIRGINIA	KATRINA	9/12/2005	693,010	661,066	235,303
3241EM	ARIZONA	KATRINA	9/12/2005	6,398,730	5,845,546	3,262,112
3242EM	MINNESOTA	KATRINA	9/13/2005	15,074,450	3,499,504	941,509
3243EM	NEVADA	KATRINA	9/13/2005	1,341,200	829,313	494,228
3244EM	IDAHO	KATRINA	9/13/2005	619,837	594,243	47,761
3245EM	NEBRASKA	KATRINA	9/13/2005	266,702	211,402	22,790
3246EM	CONNECTICUT	KATRINA	9/13/2005	1,063,173	408,020	20,708
3247EM	NORTH DAKOTA	KATRINA	9/13/2005	88,387	68,149	20,151
3248EM	CALIFORNIA	KATRINA	9/13/2005	968,320	619,127	541,935
3249EM	WISCONSIN	KATRINA	9/13/2005	3,575,965	2,889,984	154,921
3250EM	OHIO	KATRINA	9/13/2005	2,593,530	2,213,607	906,730
3251EM	MARYLAND	KATRINA	9/13/2005	3,106,326	1,054,395	267,516
3252EM	MASSACHUSETTS	KATRINA	9/13/2005	5,474,680	4,312,009	2,734,540
3253EM	MONTANA	KATRINA	9/13/2005	488,952	475,054	144,171
3255EM	RHODE ISLAND	KATRINA	9/19/2005	1,536,916	998,905	11,409
3256EM	MAINE	KATRINA	9/19/2005	106,000	53,927	
3257EM	NEW JERSEY	KATRINA	9/19/2005	170,293	149,276	144,640
3258EM	NEW HAMPSHIRE	KATRINA	9/19/2005	106,000	15,887	92
3259EM	FLORIDA	RITA	9/20/2005	10,045,741	9,936,086	4,773,418
3260EM	LOUISIANA	RITA	9/21/2005	275,000	275,000	
3261EM	TEXAS	RITA	9/21/2005	125,850,539	125,789,197	6,541,817
3262EM	NEW YORK	KATRINA	9/30/2005	1,292,564	1,296,995	960,275
3263EM	DELAWARE	KATRINA	9/30/2005	73,672	25,764	443
Grand Total				32,849,136,550	29,699,824,066	15,880,287,908

FINANCIAL INFORMATION TOOL
FOR HURRICANE KATRINA, RITA, & WILMA DECLARATIONS ONLY
AS OF 03-29-2006

EVENT NAME	STATE NAME	PROG CODE	DECLARED	ALLOCATIONS	OBLIGATIONS	EXPENDITURES
KATRINA	ALABAMA	1605DR	8/29/2005	1,679,902,531	1,601,926,473	1,249,920,376
		3214EM	8/28/2005	84,454	84,454	52,976
		3237EM	9/10/2005	3,500,000	2,016,187	836,791
	ARIZONA	3241EM	9/12/2005	6,398,730	5,845,546	3,262,112
	ARKANSAS	3215EM	9/2/2005	48,594,159	45,807,911	39,414,157
	CALIFORNIA	3248EM	9/13/2005	968,320	619,127	541,935
	COLORADO	3224EM	9/5/2005	13,167,858	12,193,417	11,249,742
	CONNECTICUT	3246EM	9/13/2005	1,063,173	408,020	20,708
	DELAWARE	3263EM	9/30/2005	73,672	25,764	443
	DISTRICT OF COLUMBIA	3226EM	9/7/2005	1,555,241	1,465,166	52,857
	FLORIDA	1602DR	8/28/2005	186,392,244	183,782,433	77,029,699
		3220EM	9/5/2005	9,202,272	7,848,091	257,724
	GEORGIA	3218EM	9/5/2005	20,992,000	20,026,649	7,844,517
	IDAHO	3244EM	9/13/2005	619,837	594,243	47,761
	ILLINOIS	3230EM	9/7/2005	2,682,455	952,794	831,751
	INDIANA	3238EM	9/10/2005	4,200,856	3,841,632	1,942
	IOWA	3239EM	9/10/2005	288,998	228,257	23,236
	KANSAS	3236EM	9/10/2005	217,298	161,005	130,595
	KENTUCKY	3231EM	9/10/2005	4,022,000	3,931,328	663,437
	LOUISIANA	1603DR	8/29/2005	16,670,662,557	14,823,456,891	8,136,855,073
		3212EM	8/27/2005	8,508,058	8,508,058	667,933
	MAINE	3256EM	9/19/2005	106,000	53,927	
	MARYLAND	3251EM	9/13/2005	3,106,326	1,054,395	267,516
	MASSACHUSETTS	3252EM	9/13/2005	5,474,680	4,312,009	2,734,540
	MICHIGAN	3225EM	9/7/2005	1,727,484	1,260,806	378,394
	MINNESOTA	3242EM	9/13/2005	15,074,450	3,499,504	941,509
	MISSISSIPPI	1604DR	8/29/2005	8,040,023,175	7,256,983,665	3,615,443,935
		3213EM	8/28/2005	2,622,585	2,622,585	87,058
	MISSOURI	3232EM	9/10/2005	2,840,745	790,991	564,850
	MONTANA	3253EM	9/13/2005	488,952	475,054	144,171
	NEBRASKA	3245EM	9/13/2005	266,702	211,402	22,790
	NEVADA	3243EM	9/13/2005	1,341,200	829,313	494,228
	NEW HAMPSHIRE	3258EM	9/19/2005	106,000	15,887	92
	NEW JERSEY	3257EM	9/19/2005	170,293	149,276	144,640
	NEW MEXICO	3229EM	9/7/2005	2,246,307	868,590	145,094
	NEW YORK	3262EM	9/30/2005	1,292,564	1,296,995	960,275
	NORTH CAROLINA	3222EM	9/5/2005	2,002,261	1,970,953	1,205,390
	NORTH DAKOTA	3247EM	9/13/2005	88,387	68,149	20,151
	OHIO	3250EM	9/13/2005	2,593,530	2,213,607	906,730
	OKLAHOMA	3219EM	9/5/2005	7,212,223	7,118,720	6,270,829
	OREGON	3228EM	9/7/2005	2,092,300	2,085,339	297,324
	PENNSYLVANIA	3235EM	9/10/2005	2,824,075	2,684,916	917,732

EVENT NAME	STATE NAME	PROG CODE	DECLARED	ALLOCATIONS	OBLIGATIONS	EXPENDITURES
	RHODE ISLAND	3255EM	9/19/2005	1,536,916	998,905	11,409
	SOUTH CAROLINA	3233EM	9/10/2005	3,671,915	3,320,685	2,245,728
	SOUTH DAKOTA	3234EM	9/10/2005	344,422	321,720	202,557
	TENNESSEE	3217EM	9/5/2005	29,090,380	27,528,812	81,363
	TEXAS	3216EM	9/2/2005	480,463,351	475,428,852	299,354,359
	UTAH	3223EM	9/5/2005	1,438,683	1,093,377	863,802
	VIRGINIA	3240EM	9/12/2005	693,010	661,066	235,303
	WASHINGTON	3227EM	9/7/2005	3,200,962	3,157,126	278,212
	WEST VIRGINIA	3221EM	9/5/2005	444,811	424,379	126,413
	WISCONSIN	3249EM	9/13/2005	3,575,965	2,889,984	154,921
KATRINA Total				27,281,257,367	24,530,114,433	13,465,207,081
RITA	FLORIDA	3259EM	9/20/2005	10,045,741	9,936,086	4,773,418
	LOUISIANA	1607DR	9/24/2005	1,667,770,268	1,557,090,412	757,360,021
		3260EM	9/21/2005	275,000	275,000	
	TEXAS	1606DR	9/24/2005	2,009,742,863	1,819,658,932	1,013,227,018
		3261EM	9/21/2005	125,850,539	125,789,197	6,541,817
RITA Total				3,813,684,411	3,512,749,627	1,781,902,274
WILMA	FLORIDA	1609DR	10/24/2005	1,754,194,772	1,656,960,007	633,178,553
WILMA Total				1,754,194,772	1,656,960,007	633,178,553
Grand Total				32,849,136,550	29,699,824,066	15,880,287,908

FINANCIAL INFORMATION TOOL
FOR HURRICANE KATRINA, RITA, & WILMA DECLARATIONS ONLY

AS OF 03-29-2006

STATE NAME	EVENT NAME	PROG CODE	DECLARED	ALLOCATIONS	OBLIGATIONS	EXPENDITURES
ALABAMA	KATRINA	1605DR	8/29/2005	1,679,902,531	1,601,926,473	1,249,920,376
		3214EM	8/28/2005	84,454	84,454	52,976
		3237EM	9/10/2005	3,500,000	2,016,187	836,791
ALABAMA Total				1,683,486,985	1,604,027,113	1,250,810,143
ARIZONA	KATRINA	3241EM	9/12/2005	6,398,730	5,845,546	3,262,112
ARIZONA Total				6,398,730	5,845,546	3,262,112
ARKANSAS	KATRINA	3215EM	9/2/2005	48,594,159	45,807,911	39,414,157
ARKANSAS Total				48,594,159	45,807,911	39,414,157
CALIFORNIA	KATRINA	3248EM	9/13/2005	968,320	619,127	541,935
CALIFORNIA Total				968,320	619,127	541,935
COLORADO	KATRINA	3224EM	9/5/2005	13,167,858	12,193,417	11,249,742
COLORADO Total				13,167,858	12,193,417	11,249,742
CONNECTICUT	KATRINA	3246EM	9/13/2005	1,063,173	408,020	20,708
CONNECTICUT Total				1,063,173	408,020	20,708
DELAWARE	KATRINA	3263EM	9/30/2005	73,672	25,764	443
DELAWARE Total				73,672	25,764	443
DISTRICT OF COLUMBIA	KATRINA	3226EM	9/7/2005	1,555,241	1,465,166	52,857
DISTRICT OF COLUMBIA Total				1,555,241	1,465,166	52,857
FLORIDA	KATRINA	1602DR	8/28/2005	186,392,244	183,782,433	77,029,699
		3220EM	9/5/2005	9,202,272	7,848,091	257,724
	RITA	3259EM	9/20/2005	10,045,741	9,936,086	4,773,418
	WILMA	1609DR	10/24/2005	1,754,194,772	1,656,960,007	633,178,553
FLORIDA Total				1,959,835,028	1,858,526,617	715,239,394
GEORGIA	KATRINA	3218EM	9/5/2005	20,992,000	20,026,649	7,844,517
GEORGIA Total				20,992,000	20,026,649	7,844,517
IDAHO	KATRINA	3244EM	9/13/2005	619,837	594,243	47,761
IDAHO Total				619,837	594,243	47,761
ILLINOIS	KATRINA	3230EM	9/7/2005	2,682,455	952,794	831,751
ILLINOIS Total				2,682,455	952,794	831,751
INDIANA	KATRINA	3238EM	9/10/2005	4,200,856	3,841,632	1,942
INDIANA Total				4,200,856	3,841,632	1,942
IOWA	KATRINA	3239EM	9/10/2005	288,998	228,257	23,236
IOWA Total				288,998	228,257	23,236
KANSAS	KATRINA	3236EM	9/10/2005	217,298	161,005	130,595
KANSAS Total				217,298	161,005	130,595
KENTUCKY	KATRINA	3231EM	9/10/2005	4,022,000	3,931,328	663,437
KENTUCKY Total				4,022,000	3,931,328	663,437
LOUISIANA	KATRINA	1603DR	8/29/2005	16,670,662,557	14,823,456,891	8,136,855,073
		3212EM	8/27/2005	8,508,058	8,508,058	667,933
	RITA	1607DR	9/24/2005	1,667,770,268	1,557,090,412	757,360,021
	3260EM	9/21/2005	275,000	275,000		

STATE NAME	EVENT NAME	PROG CODE	DECLARED	ALLOCATIONS	OBLIGATIONS	EXPENDITURES
LOUISIANA Total				18,347,215,884	16,389,330,362	8,894,883,027
MAINE	KATRINA	3256EM	9/19/2005	106,000	53,927	
MAINE Total				106,000	53,927	
MARYLAND	KATRINA	3251EM	9/13/2005	3,106,326	1,054,395	267,516
MARYLAND Total				3,106,326	1,054,395	267,516
MASSACHUSETTS	KATRINA	3252EM	9/13/2005	5,474,680	4,312,009	2,734,540
MASSACHUSETTS Total				5,474,680	4,312,009	2,734,540
MICHIGAN	KATRINA	3225EM	9/7/2005	1,727,484	1,260,806	378,394
MICHIGAN Total				1,727,484	1,260,806	378,394
MINNESOTA	KATRINA	3242EM	9/13/2005	15,074,450	3,499,504	941,509
MINNESOTA Total				15,074,450	3,499,504	941,509
MISSISSIPPI	KATRINA	1604DR	8/29/2005	8,040,023,175	7,256,983,665	3,615,443,935
		3213EM	8/28/2005	2,622,585	2,622,585	87,058
MISSISSIPPI Total				8,042,645,760	7,259,606,250	3,615,530,993
MISSOURI	KATRINA	3232EM	9/10/2005	2,840,745	790,991	564,850
MISSOURI Total				2,840,745	790,991	564,850
MONTANA	KATRINA	3253EM	9/13/2005	488,952	475,054	144,171
MONTANA Total				488,952	475,054	144,171
NEBRASKA	KATRINA	3245EM	9/13/2005	266,702	211,402	22,790
NEBRASKA Total				266,702	211,402	22,790
NEVADA	KATRINA	3243EM	9/13/2005	1,341,200	829,313	494,228
NEVADA Total				1,341,200	829,313	494,228
NEW HAMPSHIRE	KATRINA	3258EM	9/19/2005	106,000	15,887	92
NEW HAMPSHIRE Total				106,000	15,887	92
NEW JERSEY	KATRINA	3257EM	9/19/2005	170,293	149,276	144,640
NEW JERSEY Total				170,293	149,276	144,640
NEW MEXICO	KATRINA	3229EM	9/7/2005	2,246,307	868,590	145,094
NEW MEXICO Total				2,246,307	868,590	145,094
NEW YORK	KATRINA	3262EM	9/30/2005	1,292,564	1,296,995	960,275
NEW YORK Total				1,292,564	1,296,995	960,275
NORTH CAROLINA	KATRINA	3222EM	9/5/2005	2,002,261	1,970,953	1,205,390
NORTH CAROLINA Total				2,002,261	1,970,953	1,205,390
NORTH DAKOTA	KATRINA	3247EM	9/13/2005	88,387	68,149	20,151
NORTH DAKOTA Total				88,387	68,149	20,151
OHIO	KATRINA	3250EM	9/13/2005	2,593,530	2,213,607	906,730
OHIO Total				2,593,530	2,213,607	906,730
OKLAHOMA	KATRINA	3219EM	9/5/2005	7,212,223	7,118,720	6,270,829
OKLAHOMA Total				7,212,223	7,118,720	6,270,829
OREGON	KATRINA	3228EM	9/7/2005	2,092,300	2,085,339	297,324
OREGON Total				2,092,300	2,085,339	297,324
PENNSYLVANIA	KATRINA	3235EM	9/10/2005	2,824,075	2,684,916	917,732
PENNSYLVANIA Total				2,824,075	2,684,916	917,732
RHODE ISLAND	KATRINA	3255EM	9/19/2005	1,536,916	998,905	11,409
RHODE ISLAND Total				1,536,916	998,905	11,409
SOUTH CAROLINA	KATRINA	3233EM	9/10/2005	3,671,915	3,320,685	2,245,728
SOUTH CAROLINA Total				3,671,915	3,320,685	2,245,728
SOUTH DAKOTA	KATRINA	3234EM	9/10/2005	344,422	321,720	202,557

STATE NAME	EVENT NAME	PROG CODE	DECLARED	ALLOCATIONS	OBLIGATIONS	EXPENDITURES
SOUTH DAKOTA Total				344,422	321,720	202,557
TENNESSEE	KATRINA	3217EM	9/5/2005	29,090,380	27,528,812	81,363
TENNESSEE Total				29,090,380	27,528,812	81,363
TEXAS	KATRINA	3216EM	9/2/2005	480,463,351	475,428,852	299,354,359
	RITA	1606DR	9/24/2005	2,009,742,863	1,819,658,932	1,013,227,018
		3261EM	9/21/2005	125,850,539	125,789,197	6,541,817
TEXAS Total				2,616,056,753	2,420,876,981	1,319,123,195
UTAH	KATRINA	3223EM	9/5/2005	1,438,683	1,093,377	863,802
UTAH Total				1,438,683	1,093,377	863,802
VIRGINIA	KATRINA	3240EM	9/12/2005	693,010	661,066	235,303
VIRGINIA Total				693,010	661,066	235,303
WASHINGTON	KATRINA	3227EM	9/7/2005	3,200,962	3,157,126	278,212
WASHINGTON Total				3,200,962	3,157,126	278,212
WEST VIRGINIA	KATRINA	3221EM	9/5/2005	444,811	424,379	126,413
WEST VIRGINIA Total				444,811	424,379	126,413
WISCONSIN	KATRINA	3249EM	9/13/2005	3,575,965	2,889,984	154,921
WISCONSIN Total				3,575,965	2,889,984	154,921
Grand Total				32,849,136,550	29,699,824,066	15,880,287,908

FINANCIAL INFORMATION TOOL
FOR HURRICANE KATRINA, RITA, & WILMA DECLARATIONS ONLY

AS OF 03-29-2006

PROG CODE	STATE NAME	EVENT NAME	DECLARED	PROGRAM AREA	ALLOCATIONS	OBLIGATIONS	EXPENDITURES
1602DR	FLORIDA	KATRINA	8/28/2005	2-INFRASTRUCTURE 4-OPERATIONS 5-ADMINISTRATION	154,558,474 10,000 31,823,770	153,087,329 10,000 30,685,104	65,392,019 11,637,680
1602DR Total					186,392,244	183,782,433	77,029,699
1603DR	LOUISIANA	KATRINA	8/29/2005	1-HUMAN SERVICES 2-INFRASTRUCTURE 3-MITIGATION 4-OPERATIONS 5-ADMINISTRATION	8,464,000,171 2,166,006,247 22,029,394 2,973,577,501 3,045,049,244	7,117,574,595 2,157,849,732 17,245,136 2,973,505,000 2,557,282,429	6,217,823,550 701,455,016 1,841,702 126,995,525 1,088,739,279
1603DR Total					16,670,662,557	14,823,456,891	8,136,855,073
1604DR	MISSISSIPPI	KATRINA	8/29/2005	1-HUMAN SERVICES 2-INFRASTRUCTURE 3-MITIGATION 4-OPERATIONS 5-ADMINISTRATION	2,964,165,485 951,076,705 17,998,947 1,489,292,910 2,617,489,127	2,345,113,073 948,730,851 10,923,894 1,457,324,709 2,494,891,138	2,057,417,732 501,285,368 929,461 126,606,207 929,205,167
1604DR Total					8,040,023,175	7,256,983,665	3,615,443,935
1605DR	ALABAMA	KATRINA	8/29/2005	1-HUMAN SERVICES 2-INFRASTRUCTURE 3-MITIGATION 4-OPERATIONS 5-ADMINISTRATION	1,203,442,053 100,426,362 2,784,984 181,500,000 191,749,132	1,140,262,945 97,070,003 2,449,984 181,500,000 180,643,541	1,051,691,433 63,030,299 525,974 51,770,324 82,902,345
1605DR Total					1,679,902,531	1,601,926,473	1,249,920,376
1606DR	TEXAS	RITA	9/24/2005	1-HUMAN SERVICES 2-INFRASTRUCTURE 3-MITIGATION 4-OPERATIONS 5-ADMINISTRATION	942,918,522 235,493,900 11,399,991 238,150,000 581,780,450	856,409,899 232,111,603 2,699,991 235,467,600 492,969,839	677,806,239 133,604,563 276,302 251,253 201,288,661
1606DR Total					2,009,742,863	1,819,658,932	1,013,227,018
1607DR	LOUISIANA	RITA	9/24/2005	1-HUMAN SERVICES 2-INFRASTRUCTURE 3-MITIGATION 4-OPERATIONS 5-ADMINISTRATION	581,562,832 142,264,097 6,733,827 530,036,000 407,173,513	533,066,202 141,980,570 5,988,787 521,036,000 355,018,853	523,492,875 45,091,331 1,367,981 51,074,327 136,333,507
1607DR Total					1,667,770,268	1,557,090,412	757,360,021
1609DR	FLORIDA	WILMA	10/24/2005	1-HUMAN SERVICES 2-INFRASTRUCTURE 3-MITIGATION 4-OPERATIONS 5-ADMINISTRATION	447,787,481 756,176,700 1,000,000 234,028,384 315,202,207	434,313,392 707,036,943 599,900 234,028,384 280,981,388	381,510,111 195,666,466 121,881 747,050 55,133,045
1609DR Total					1,754,194,772	1,656,960,007	633,178,553
3212EM	LOUISIANA	KATRINA	8/27/2005	2-INFRASTRUCTURE 4-OPERATIONS 5-ADMINISTRATION	 1,500,000 7,008,058	 1,500,000 7,008,058	 667,933
3212EM Total					8,508,058	8,508,058	667,933
3213EM	MISSISSIPPI	KATRINA	8/28/2005	2-INFRASTRUCTURE 4-OPERATIONS 5-ADMINISTRATION	 2,622,585	 2,622,585	 87,058
3213EM Total					2,622,585	2,622,585	87,058

PROG CODE	STATE NAME	EVENT NAME	DECLARED	PROGRAM AREA	ALLOCATIONS	OBLIGATIONS	EXPENDITURES
3214EM	ALABAMA	KATRINA	8/28/2005	2-INFRASTRUCTURE 4-OPERATIONS 5-ADMINISTRATION	84,454	84,454	52,976
3214EM Total					84,454	84,454	52,976
3215EM	ARKANSAS	KATRINA	9/2/2005	2-INFRASTRUCTURE 4-OPERATIONS 5-ADMINISTRATION	41,083,900 3,500,000 4,010,259	38,758,384 3,500,000 3,549,527	36,565,341 2,848,816
3215EM Total					48,594,159	45,807,911	39,414,157
3216EM	TEXAS	KATRINA	9/2/2005	2-INFRASTRUCTURE 4-OPERATIONS 5-ADMINISTRATION	418,350,699 37,740,000 24,372,652	415,935,675 37,740,000 21,753,177	291,086,377 8,267,982
3216EM Total					480,463,351	475,428,852	299,354,359
3217EM	TENNESSEE	KATRINA	9/5/2005	2-INFRASTRUCTURE 4-OPERATIONS 5-ADMINISTRATION	29,000,000 5,000 85,380	27,438,432 5,000 85,380	 81,363
3217EM Total					29,090,380	27,528,812	81,363
3218EM	GEORGIA	KATRINA	9/5/2005	2-INFRASTRUCTURE 5-ADMINISTRATION	20,900,000 92,000	19,934,649 92,000	7,843,750 767
3218EM Total					20,992,000	20,026,649	7,844,517
3219EM	OKLAHOMA	KATRINA	9/5/2005	2-INFRASTRUCTURE 5-ADMINISTRATION	7,035,313 176,910	6,960,448 158,272	6,129,630 141,199
3219EM Total					7,212,223	7,118,720	6,270,829
3220EM	FLORIDA	KATRINA	9/5/2005	2-INFRASTRUCTURE 5-ADMINISTRATION	9,200,000 2,272	7,845,819 2,272	255,452 2,272
3220EM Total					9,202,272	7,848,091	257,724
3221EM	WEST VIRGINIA	KATRINA	9/5/2005	2-INFRASTRUCTURE 5-ADMINISTRATION	321,000 123,811	315,855 108,524	20,790 105,622
3221EM Total					444,811	424,379	126,413
3222EM	NORTH CAROLINA	KATRINA	9/5/2005	2-INFRASTRUCTURE 5-ADMINISTRATION	2,000,000 2,261	1,968,692 2,261	1,205,129 261
3222EM Total					2,002,261	1,970,953	1,205,390
3223EM	UTAH	KATRINA	9/5/2005	2-INFRASTRUCTURE 4-OPERATIONS 5-ADMINISTRATION	1,314,377 5,000 119,306	990,895 5,000 97,482	823,457 40,345
3223EM Total					1,438,683	1,093,377	863,802
3224EM	COLORADO	KATRINA	9/5/2005	2-INFRASTRUCTURE 4-OPERATIONS 5-ADMINISTRATION	12,731,220 436,638	11,791,633 401,784	10,874,932 374,809
3224EM Total					13,167,858	12,193,417	11,249,742
3225EM	MICHIGAN	KATRINA	9/7/2005	2-INFRASTRUCTURE 5-ADMINISTRATION	1,325,000 402,484	946,069 314,737	167,423 210,971
3225EM Total					1,727,484	1,260,806	378,394
3226EM	DISTRICT OF COLUMBIA	KATRINA	9/7/2005	2-INFRASTRUCTURE 5-ADMINISTRATION	1,454,438 100,803	1,408,945 56,221	 52,857
3226EM Total					1,555,241	1,465,166	52,857
3227EM	WASHINGTON	KATRINA	9/7/2005	2-INFRASTRUCTURE 5-ADMINISTRATION	2,865,178 335,784	2,865,175 291,952	 278,212
3227EM Total					3,200,962	3,157,126	278,212
3228EM	OREGON	KATRINA	9/7/2005	2-INFRASTRUCTURE 5-ADMINISTRATION	2,047,247 45,053	2,047,243 38,096	266,191 31,133
3228EM Total					2,092,300	2,085,339	297,324
3229EM	NEW MEXICO	KATRINA	9/7/2005	2-INFRASTRUCTURE 5-ADMINISTRATION	2,139,800 106,507	798,450 70,140	79,467 65,627
3229EM Total					2,246,307	868,590	145,094

PROG CODE	STATE NAME	EVENT NAME	DECLARED	PROGRAM AREA	ALLOCATIONS	OBLIGATIONS	EXPENDITURES
3230EM	ILLINOIS	KATRINA	9/7/2005	2-INFRASTRUCTURE 5-ADMINISTRATION	2,418,578 263,877	711,125 241,668	677,253 154,498
3230EM Total					2,682,455	952,794	831,751
3231EM	KENTUCKY	KATRINA	9/10/2005	2-INFRASTRUCTURE 5-ADMINISTRATION	4,000,000 22,000	3,909,328 22,000	655,476 7,961
3231EM Total					4,022,000	3,931,328	663,437
3232EM	MISSOURI	KATRINA	9/10/2005	2-INFRASTRUCTURE 5-ADMINISTRATION	2,005,000 835,745	205,844 585,147	564,850
3232EM Total					2,840,745	790,991	564,850
3233EM	SOUTH CAROLINA	KATRINA	9/10/2005	2-INFRASTRUCTURE 5-ADMINISTRATION	3,614,915 57,000	3,263,685 57,000	2,205,639 40,089
3233EM Total					3,671,915	3,320,685	2,245,728
3234EM	SOUTH DAKOTA	KATRINA	9/10/2005	2-INFRASTRUCTURE 5-ADMINISTRATION	261,722 82,700	261,676 60,044	196,927 5,630
3234EM Total					344,422	321,720	202,557
3235EM	PENNSYLVANIA	KATRINA	9/10/2005	2-INFRASTRUCTURE 5-ADMINISTRATION	2,569,000 255,075	2,461,816 223,100	703,230 214,502
3235EM Total					2,824,075	2,684,916	917,732
3236EM	KANSAS	KATRINA	9/10/2005	2-INFRASTRUCTURE 5-ADMINISTRATION	161,000 56,298	160,818 187	130,408 187
3236EM Total					217,298	161,005	130,595
3237EM	ALABAMA	KATRINA	9/10/2005	2-INFRASTRUCTURE 4-OPERATIONS 5-ADMINISTRATION	2,500,000 1,000,000	1,016,187 1,000,000	836,791
3237EM Total					3,500,000	2,016,187	836,791
3238EM	INDIANA	KATRINA	9/10/2005	2-INFRASTRUCTURE 5-ADMINISTRATION	4,127,992 72,864	3,789,690 51,942	1,942
3238EM Total					4,200,856	3,841,632	1,942
3239EM	IOWA	KATRINA	9/10/2005	2-INFRASTRUCTURE 5-ADMINISTRATION	222,618 66,380	222,618 5,639	17,597 5,639
3239EM Total					288,998	228,257	23,236
3240EM	VIRGINIA	KATRINA	9/12/2005	2-INFRASTRUCTURE 5-ADMINISTRATION	562,100 130,910	561,809 99,256	136,757 98,547
3240EM Total					693,010	661,066	235,303
3241EM	ARIZONA	KATRINA	9/12/2005	2-INFRASTRUCTURE 5-ADMINISTRATION	4,113,330 2,285,400	3,628,830 2,216,716	3,104,005 158,107
3241EM Total					6,398,730	5,845,546	3,262,112
3242EM	MINNESOTA	KATRINA	9/13/2005	2-INFRASTRUCTURE 5-ADMINISTRATION	15,000,000 74,450	3,449,504 50,000	941,509
3242EM Total					15,074,450	3,499,504	941,509
3243EM	NEVADA	KATRINA	9/13/2005	2-INFRASTRUCTURE 5-ADMINISTRATION	1,000,000 341,200	563,921 265,392	289,911 204,317
3243EM Total					1,341,200	829,313	494,228
3244EM	IDAHO	KATRINA	9/13/2005	2-INFRASTRUCTURE 5-ADMINISTRATION	584,137 35,700	584,134 10,108	37,901 9,860
3244EM Total					619,837	594,243	47,761
3245EM	NEBRASKA	KATRINA	9/13/2005	2-INFRASTRUCTURE 5-ADMINISTRATION	210,100 56,602	210,100 1,302	21,489 1,302
3245EM Total					266,702	211,402	22,790
3246EM	CONNECTICUT	KATRINA	9/13/2005	2-INFRASTRUCTURE 5-ADMINISTRATION	1,000,000 63,173	353,722 54,298	20,708
3246EM Total					1,063,173	408,020	20,708
3247EM	NORTH DAKOTA	KATRINA	9/13/2005	2-INFRASTRUCTURE 5-ADMINISTRATION	88,387	68,149	20,151

PROG CODE	STATE NAME	EVENT NAME	DECLARED	PROGRAM AREA	ALLOCATIONS	OBLIGATIONS	EXPENDITURES
3247EM Total					88,387	68,149	20,151
3248EM	CALIFORNIA	KATRINA	9/13/2005	2-INFRASTRUCTURE 5-ADMINISTRATION	200,000 768,320	619,127	541,935
3248EM Total					968,320	619,127	541,935
3249EM	WISCONSIN	KATRINA	9/13/2005	2-INFRASTRUCTURE 5-ADMINISTRATION	3,501,228 74,737	2,838,757 51,227	153,696 1,225
3249EM Total					3,575,965	2,889,984	154,921
3250EM	OHIO	KATRINA	9/13/2005	2-INFRASTRUCTURE 5-ADMINISTRATION	2,518,180 75,350	2,163,607 50,000	906,730
3250EM Total					2,593,530	2,213,607	906,730
3251EM	MARYLAND	KATRINA	9/13/2005	2-INFRASTRUCTURE 5-ADMINISTRATION	3,000,000 106,326	967,297 87,098	182,979 84,537
3251EM Total					3,106,326	1,054,395	267,516
3252EM	MASSACHUSETTS	KATRINA	9/13/2005	2-INFRASTRUCTURE 5-ADMINISTRATION	5,250,000 224,680	4,110,838 201,171	2,566,045 168,495
3252EM Total					5,474,680	4,312,009	2,734,540
3253EM	MONTANA	KATRINA	9/13/2005	2-INFRASTRUCTURE 5-ADMINISTRATION	400,000 88,952	397,372 77,682	116,189 27,982
3253EM Total					488,952	475,054	144,171
3255EM	RHODE ISLAND	KATRINA	9/19/2005	2-INFRASTRUCTURE 5-ADMINISTRATION	1,500,000 36,916	969,412 29,493	11,409
3255EM Total					1,536,916	998,905	11,409
3256EM	MAINE	KATRINA	9/19/2005	2-INFRASTRUCTURE 5-ADMINISTRATION	100,000 6,000	47,927 6,000	
3256EM Total					106,000	53,927	
3257EM	NEW JERSEY	KATRINA	9/19/2005	2-INFRASTRUCTURE 5-ADMINISTRATION	120,026 50,267	120,026 29,250	116,692 27,948
3257EM Total					170,293	149,276	144,640
3258EM	NEW HAMPSHIRE	KATRINA	9/19/2005	2-INFRASTRUCTURE 5-ADMINISTRATION	100,000 6,000	9,887 6,000	92
3258EM Total					106,000	15,887	92
3259EM	FLORIDA	RITA	9/20/2005	2-INFRASTRUCTURE 4-OPERATIONS 5-ADMINISTRATION	8,700,000 10,000 1,335,741	8,590,346 10,000 1,335,741	4,706,123 67,295
3259EM Total					10,045,741	9,936,086	4,773,418
3260EM	LOUISIANA	RITA	9/21/2005	2-INFRASTRUCTURE 4-OPERATIONS 5-ADMINISTRATION	100,000 175,000	100,000 175,000	
3260EM Total					275,000	275,000	
3261EM	TEXAS	RITA	9/21/2005	2-INFRASTRUCTURE 4-OPERATIONS 5-ADMINISTRATION	4,635,000 5,000,000 116,215,539	4,573,658 5,000,000 116,215,539	4,508,601 2,033,216
3261EM Total					125,850,539	125,789,197	6,541,817
3262EM	NEW YORK	KATRINA	9/30/2005	2-INFRASTRUCTURE 5-ADMINISTRATION	1,072,664 219,900	1,072,664 224,331	743,196 217,078
3262EM Total					1,292,564	1,296,995	960,275
3263EM	DELAWARE	KATRINA	9/30/2005	2-INFRASTRUCTURE 5-ADMINISTRATION	24,772 48,900	24,771 993	443
3263EM Total					73,672	25,764	443
Grand Total					32,849,136,550	29,699,824,066	15,880,287,908

**FINANCIAL INFORMATION TOOL
FOR HURRICANE KATRINA, RITA, & WILMA DECLARATIONS ONLY**

AS OF 03-29-2006

PROG CODE	STATE NAME	EVENT NAME	DECLARED	PROGRAM AREA	PROGRAM NAME	ALLOCATIONS	OBLIGATIONS	EXPENDITURES
1602DR	FLORIDA	KATRINA	8/28/2005	2-INFRASTRUCTURE	2594-INSPECTIONS	7,922,400	8,184,400	5,152,047
					416X-PUBLIC ASSISTANCE	146,636,074	144,902,929	60,239,972
				2-INFRASTRUCTURE Total		154,558,474	153,087,329	65,392,019
				4-OPERATIONS	2507-MISSIONS-TA	10,000	10,000	
					2508-MISSIONS-DFA			
				4-OPERATIONS Total		10,000	10,000	
				5-ADMINISTRATION	11XX-SALARIES & BENEFITS	2,533,231	2,215,284	2,215,284
					21XX-TRAVEL	2,087,000	2,061,975	1,651,718
					22XX-TRANSPORTION	586,000	525,020	34,470
					23XX-RENT, COMM, UTILITIES	1,677,662	1,196,275	1,151,294
					24XX-PRINT & REPRO	20,000	10,500	
					2501-MISSIONS-FOS	18,607,425	18,607,425	6,392,881
	25XX-OTHER SERVICES	5,924,696	5,744,696	122,350				
	26XX-SUPPLIES & MATERIALS	236,256	229,360	37,991				
	31XX-EQUIPMENT	151,500	94,570	31,692				
5-ADMINISTRATION Total		31,823,770	30,685,104	11,637,680				
1602DR Total						186,392,244	183,782,433	77,029,699
1603DR	LOUISIANA	KATRINA	8/29/2005	1-HUMAN SERVICES	2503-UNEMPLOYMENT	313,172,203	256,039,802	251,116,518
					2504-CRISIS COUNSELING-NIMH	15,753,102	4,042,584	4,042,584
					2576-LEGAL SERVICES	117,500	30,500	
					2592-INSPECTIONS	95,715,164	86,297,443	61,329,126
					4149-OTHER NEEDS ASSISTANCE	1,182,528,988	1,182,528,988	1,156,976,611
					414X-HOUSING ASSISTANCE	3,070,137,090	3,070,137,090	3,007,781,097
					4152-CRISIS COUNSELING-SCC	20,574,070	17,572,962	5,949,234
					MANUFACTURED HOUSING	3,766,002,054	2,500,925,225	1,730,628,379
				1-HUMAN SERVICES Total		8,464,000,171	7,117,574,595	6,217,823,550
				2-INFRASTRUCTURE	2594-INSPECTIONS	189,958,900	185,074,500	46,526,207
					416X-PUBLIC ASSISTANCE	1,976,047,347	1,972,775,232	654,928,809
				2-INFRASTRUCTURE Total		2,166,006,247	2,157,849,732	701,455,016
				3-MITIGATION	2593-INSPECTIONS	11,233,976	6,449,718	1,841,702
				3-MITIGATION Total		11,233,976	6,449,718	1,841,702
				4-OPERATIONS	2507-MISSIONS-TA	9,970,000	9,897,500	253,090
					2508-MISSIONS-DFA			
				4-OPERATIONS Total		9,970,000	9,897,500	253,090
				5-ADMINISTRATION	11XX-SALARIES & BENEFITS	135,533,165	134,911,307	134,911,307
					21XX-TRAVEL	101,903,940	93,392,833	84,879,970
					22XX-TRANSPORTION	13,184,320	12,929,103	2,213,329
					23XX-RENT, COMM, UTILITIES	194,076,000	163,147,657	102,719,863
					24XX-PRINT & REPRO	3,334,004	1,776,880	78,178
					2501-MISSIONS-FOS	738,244,987	738,218,351	15,239,545
	25XX-OTHER SERVICES	1,332,440,269	937,553,619	481,308,797				
	26XX-SUPPLIES & MATERIALS	344,255,580	320,401,718	184,210,268				
	31XX-EQUIPMENT	123,547,918	98,483,505	70,350,428				
	32XX-LAND & STRUCTURES	7,933,620	5,872,016	865,967				
	4101-URBAN SEARCH & RESCUE	50,595,440	50,595,439	11,961,627				
5-ADMINISTRATION Total		3,045,049,244	2,557,282,429	1,088,739,279				
1603DR Total						16,670,662,557	14,823,456,891	8,136,855,073
1604DR	MISSISSIPPI	KATRINA	38593	1-HUMAN SERVICES	2503-UNEMPLOYMENT	71,750,056	71,750,000	71,750,000
				2504-CRISIS COUNSELING-NIMH	26,326,206	15,802,292	15,338,317	
				2576-LEGAL SERVICES		43,492		
				2592-INSPECTIONS	63,870,340	50,230,691	35,465,942	
				4149-OTHER NEEDS ASSISTANCE	386,908,601	386,908,601	366,253,915	
				414X-HOUSING ASSISTANCE	826,365,297	826,365,209	802,950,457	
				4152-CRISIS COUNSELING-SCC	10,963,443	10,869,111	5,975,295	
				MANUFACTURED HOUSING	1,577,981,542	983,143,678	759,683,805	
1-HUMAN SERVICES Total				2,964,165,485	2,345,113,073	2,057,417,732		
2-INFRASTRUCTURE				2594-INSPECTIONS	82,126,900	81,121,700	21,925,762	
				416X-PUBLIC ASSISTANCE	868,949,805	867,609,151	479,359,606	
2-INFRASTRUCTURE Total				951,076,705	948,730,851	501,285,368		
3-MITIGATION	2593-INSPECTIONS	12,624,761	5,549,708	685,955				

PROG CODE	STATE NAME	EVENT NAME	DECLARED	PROGRAM AREA	PROGRAM NAME	ALLOCATIONS	OBLIGATIONS	EXPENDITURES
					4173-HAZARD MITIGATION	5,374,186	5,374,186	243,506
				3-MITIGATION Total		17,998,947	10,923,894	929,461
				4-OPERATIONS	2507-MISSIONS-TA	29,013,256	11,545,056	122,758
					2508-MISSIONS-DFA	1,460,279,654	1,445,779,653	126,483,449
				4-OPERATIONS Total		1,489,292,910	1,457,324,709	126,606,207
				5-ADMINISTRATION	11XX-SALARIES & BENEFITS	108,438,241	112,280,894	112,280,894
					21XX-TRAVEL	76,244,846	61,160,580	51,938,390
					22XX-TRANSPORTION	29,400,851	26,844,175	25,851,816
					23XX-RENT, COMM, UTILITIES	54,790,651	36,723,141	19,010,138
					24XX-PRINT & REPRO	2,270,701	2,136,723	998,490
					2501-MISSIONS-FOS	1,461,126,606	1,457,099,052	258,922,494
					25XX-OTHER SERVICES	590,459,326	525,727,374	322,169,163
					26XX-SUPPLIES & MATERIALS	189,285,527	174,981,530	67,195,925
					31XX-EQUIPMENT	78,944,502	71,502,513	63,903,131
					32XX-LAND & STRUCTURES	1,927,846	1,835,126	1,209,749
					4101-URBAN SEARCH & RESCUE	24,600,030	24,600,030	5,724,976
				5-ADMINISTRATION Total		2,617,489,127	2,494,891,138	929,205,167
1604DR Total						8,040,023,175	7,256,983,665	3,615,443,935
1605DR	ALABAMA	KATRINA	38593	1-HUMAN SERVICES	2503-UNEMPLOYMENT	1,948,400	1,150,000	1,150,000
					2504-CRISIS COUNSELING-NIMH	4,436,110	488,246	
					2576-LEGAL SERVICES	5,775	5,775	3,875
					2592-INSPECTIONS	20,123,500	8,123,500	6,929,198
					4149-OTHER NEEDS ASSISTANCE	31,483,233	31,483,233	28,619,092
					414X-HOUSING ASSISTANCE	88,461,550	88,461,550	86,968,480
					4152-CRISIS COUNSELING-SCC	3,135,574	3,135,574	1,147,968
					MANUFACTURED HOUSING	1,053,847,911	1,007,415,066	926,872,820
				1-HUMAN SERVICES Total		1,203,442,053	1,140,262,945	1,051,691,433
				2-INFRASTRUCTURE	2594-INSPECTIONS	1,449,000	1,448,600	586,893
					416X-PUBLIC ASSISTANCE	98,977,362	95,621,403	62,443,406
				2-INFRASTRUCTURE Total		100,426,362	97,070,003	63,030,299
				3-MITIGATION	2593-INSPECTIONS	2,784,984	2,449,984	525,974
				3-MITIGATION Total		2,784,984	2,449,984	525,974
				4-OPERATIONS	2507-MISSIONS-TA	3,000,000	3,000,000	
					2508-MISSIONS-DFA	178,500,000	178,500,000	51,770,324
				4-OPERATIONS Total		181,500,000	181,500,000	51,770,324
				5-ADMINISTRATION	11XX-SALARIES & BENEFITS	18,331,305	16,159,577	16,159,577
					21XX-TRAVEL	17,985,052	17,945,751	14,318,891
					22XX-TRANSPORTION	2,414,000	1,105,600	114,178
					23XX-RENT, COMM, UTILITIES	7,659,755	6,777,609	3,726,631
					24XX-PRINT & REPRO	386,892	280,327	103,500
					2501-MISSIONS-FOS	81,979,350	81,978,622	10,794,370
					25XX-OTHER SERVICES	54,370,362	48,734,036	32,824,555
					26XX-SUPPLIES & MATERIALS	5,250,540	4,574,995	2,314,333
					31XX-EQUIPMENT	3,371,876	3,087,025	2,546,310
				5-ADMINISTRATION Total		191,749,132	180,643,541	82,902,345
1605DR Total						1,679,902,531	1,601,926,473	1,249,920,376
1606DR	TEXAS	RITA	38619	1-HUMAN SERVICES	2503-UNEMPLOYMENT	6,982,008	6,529,529	6,529,529
					2504-CRISIS COUNSELING-NIMH			
					2576-LEGAL SERVICES	5,000		
					2592-INSPECTIONS	37,694,000	37,661,997	25,575,544
					4149-OTHER NEEDS ASSISTANCE			(500)
					414X-HOUSING ASSISTANCE	636,014,899	636,014,000	497,449,453
					4152-CRISIS COUNSELING-SCC	1,557,215	650,742	
					4154-OTHER NEEDS ASSISTANCE	68,880,000	68,880,000	63,386,350
					MANUFACTURED HOUSING	191,785,400	106,673,631	84,865,864
				1-HUMAN SERVICES Total		942,918,522	856,409,899	677,806,239
				2-INFRASTRUCTURE	2594-INSPECTIONS	14,543,900	11,930,400	3,599,890
					416X-PUBLIC ASSISTANCE	220,950,000	220,181,203	130,004,673
				2-INFRASTRUCTURE Total		235,493,900	232,111,603	133,604,563
				3-MITIGATION	2593-INSPECTIONS	11,399,991	2,699,991	276,302
				3-MITIGATION Total		11,399,991	2,699,991	276,302
				4-OPERATIONS	2507-MISSIONS-TA	100,000	100,000	7,204
					2508-MISSIONS-DFA	238,050,000	235,367,600	244,049
				4-OPERATIONS Total		238,150,000	235,467,600	251,253
				5-ADMINISTRATION	11XX-SALARIES & BENEFITS	34,498,356	33,217,019	33,217,019
					21XX-TRAVEL	26,498,700	26,249,186	23,461,577

PROG CODE	STATE NAME	EVENT NAME	DECLARED	PROGRAM AREA	PROGRAM NAME	ALLOCATIONS	OBLIGATIONS	EXPENDITURES
					22XX-TRANSPORTION	2,549,000	420,000	94,921
					23XX-RENT, COMM, UTILITIES	12,502,975	9,526,762	4,604,905
					24XX-PRINT & REPRO	573,000	372,676	156,777
					2501-MISSIONS-FOS	245,378,000	240,478,000	4,147,543
					25XX-OTHER SERVICES	225,199,400	155,079,981	126,899,440
					26XX-SUPPLIES & MATERIALS	8,488,417	3,704,261	1,654,278
					31XX-EQUIPMENT	6,876,000	4,705,352	4,071,745
					4101-URBAN SEARCH & RESCUE	19,216,603	19,216,603	2,980,457
					5-ADMINISTRATION Total	581,780,450	492,969,839	201,288,661
1606DR Total						2,009,742,863	1,819,658,932	1,013,227,018
1607DR	LOUISIANA	RITA	38619	1-HUMAN SERVICES	2503-UNEMPLOYMENT	11,309,413	11,309,413	11,309,413
					2592-INSPECTIONS	27,504,750	27,504,750	19,971,912
					4149-OTHER NEEDS ASSISTANCE	94,150,000	94,150,000	93,217,472
					414X-HOUSING ASSISTANCE	398,586,669	398,586,669	397,736,433
					MANUFACTURED HOUSING	50,012,000	1,515,370	1,257,645
				1-HUMAN SERVICES Total		581,562,832	533,066,202	523,492,875
				2-INFRASTRUCTURE	2594-INSPECTIONS	3,852,000	3,852,000	241,140
					416X-PUBLIC ASSISTANCE	138,412,097	138,128,570	44,850,191
				2-INFRASTRUCTURE Total		142,264,097	141,980,570	45,091,331
				3-MITIGATION	2593-INSPECTIONS	4,844,983	4,099,943	1,367,981
					4173-HAZARD MITIGATION	1,888,844	1,888,844	
				3-MITIGATION Total		6,733,827	5,988,787	1,367,981
				4-OPERATIONS	2507-MISSIONS-TA	1,000,000	1,000,000	57,353
					2508-MISSIONS-DFA	529,036,000	520,036,000	51,016,975
				4-OPERATIONS Total		530,036,000	521,036,000	51,074,327
				5-ADMINISTRATION	11XX-SALARIES & BENEFITS	9,268,671	9,982,857	9,982,857
					21XX-TRAVEL	2,977,800	2,976,116	2,697,166
					22XX-TRANSPORTION	1,212,000	52,000	40,994
					23XX-RENT, COMM, UTILITIES	8,544,350	6,928,668	4,107,959
					24XX-PRINT & REPRO	550,000	403,910	74,204
					2501-MISSIONS-FOS	40,447,685	39,447,685	972,866
					25XX-OTHER SERVICES	293,850,237	252,376,207	88,609,708
					26XX-SUPPLIES & MATERIALS	42,000,770	38,226,188	28,912,948
					31XX-EQUIPMENT	3,016,000	1,539,222	65,148
					32XX-LAND & STRUCTURES	2,100,000		
					4101-URBAN SEARCH & RESCUE	3,206,000	3,086,000	869,658
1607DR Total				5-ADMINISTRATION Total		407,173,513	355,018,853	136,333,507
1609DR	FLORIDA	WILMA	38649	1-HUMAN SERVICES	2503-UNEMPLOYMENT	1,667,770,268	1,557,090,412	757,360,021
					2504-CRISIS COUNSELING-NIMH	5,770,125	5,770,125	5,770,125
					2576-LEGAL SERVICES	3,246,808	3,246,808	3,246,808
					2592-INSPECTIONS	5,000	5,000	
					2592-INSPECTIONS	42,429,400	42,429,256	31,335,896
					4149-OTHER NEEDS ASSISTANCE	148,000,000	148,000,000	140,681,392
					414X-HOUSING ASSISTANCE	156,695,000	156,695,000	137,340,337
					4152-CRISIS COUNSELING-SCC	2,628,148	1,751,789	1,164,961
					MANUFACTURED HOUSING	89,013,000	76,415,414	61,970,592
				1-HUMAN SERVICES Total		447,787,481	434,313,392	381,510,111
				2-INFRASTRUCTURE	2594-INSPECTIONS	44,126,700	28,110,300	4,286,306
					416X-PUBLIC ASSISTANCE	712,050,000	678,926,643	191,380,160
				2-INFRASTRUCTURE Total		756,176,700	707,036,943	195,666,466
				3-MITIGATION	2593-INSPECTIONS	1,000,000	599,900	121,881
				3-MITIGATION Total		1,000,000	599,900	121,881
				4-OPERATIONS	2507-MISSIONS-TA	700,000	700,000	13,795
					2508-MISSIONS-DFA	233,328,384	233,328,384	733,254
				4-OPERATIONS Total		234,028,384	234,028,384	747,050
				5-ADMINISTRATION	11XX-SALARIES & BENEFITS	32,973,330	29,603,526	29,603,526
					21XX-TRAVEL	13,059,700	12,745,172	11,264,898
					22XX-TRANSPORTION	12,725,440	10,225,440	2,106,497
					23XX-RENT, COMM, UTILITIES	5,871,000	3,417,760	1,627,863
					24XX-PRINT & REPRO	323,500	265,870	113,916
					2501-MISSIONS-FOS	132,029,012	132,029,012	6,634,748
					25XX-OTHER SERVICES	18,150,000	11,456,660	1,972,737
					26XX-SUPPLIES & MATERIALS	91,470,000	74,646,543	896,996
					31XX-EQUIPMENT	2,310,000	494,884	365,043
					32XX-LAND & STRUCTURES	74,225	69,293	18,292
					4101-URBAN SEARCH & RESCUE	6,216,000	6,027,227	528,529

PROG CODE	STATE NAME	EVENT NAME	DECLARED	PROGRAM AREA	PROGRAM NAME	ALLOCATIONS	OBLIGATIONS	EXPENDITURES		
1609DR Total 3212EM	LOUISIANA	KATRINA	38591	5-ADMINISTRATION Total		315,202,207	280,981,388	55,133,045		
				2-INFRASTRUCTURE		416X-PUBLIC ASSISTANCE		1,754,194,772	1,656,960,007	633,178,553
				2-INFRASTRUCTURE Total						
				4-OPERATIONS		2508-MISSIONS-DFA	1,500,000	1,500,000		
				4-OPERATIONS Total			1,500,000	1,500,000		
				5-ADMINISTRATION		11XX-SALARIES & BENEFITS	1,922	1,922		1,922
						21XX-TRAVEL	5,559	5,559		5,559
						22XX-TRANSPORTION				
						23XX-RENT, COMM, UTILITIES	588,577	588,577		538,577
						24XX-PRINT & REPRO				
						2501-MISSIONS-FOS	6,370,000	6,370,000		80,590
						25XX-OTHER SERVICES	40,000	40,000		40,000
						26XX-SUPPLIES & MATERIALS	2,000	2,000		1,284
		31XX-EQUIPMENT								
3212EM Total 3213EM	MISSISSIPPI	KATRINA	38592	5-ADMINISTRATION Total		7,008,058	7,008,058	667,933		
				2-INFRASTRUCTURE		416X-PUBLIC ASSISTANCE		8,508,058	8,508,058	667,933
				2-INFRASTRUCTURE Total						
				4-OPERATIONS		2507-MISSIONS-TA				
				4-OPERATIONS Total		2508-MISSIONS-DFA				
				5-ADMINISTRATION		11XX-SALARIES & BENEFITS	288	288		288
						21XX-TRAVEL				
						22XX-TRANSPORTION				
						23XX-RENT, COMM, UTILITIES				
						24XX-PRINT & REPRO				
						2501-MISSIONS-FOS	2,612,457	2,612,457		86,770
						25XX-OTHER SERVICES	9,840	9,840		
						26XX-SUPPLIES & MATERIALS				
3213EM Total 3214EM	ALABAMA	KATRINA	38592	5-ADMINISTRATION Total		2,622,585	2,622,585	87,058		
				2-INFRASTRUCTURE		416X-PUBLIC ASSISTANCE		2,622,585	2,622,585	87,058
				2-INFRASTRUCTURE Total						
				4-OPERATIONS		2507-MISSIONS-TA				
				4-OPERATIONS Total		2508-MISSIONS-DFA				
				5-ADMINISTRATION		11XX-SALARIES & BENEFITS				
						21XX-TRAVEL				
						22XX-TRANSPORTION				
						23XX-RENT, COMM, UTILITIES	30,000	30,000		30,000
						24XX-PRINT & REPRO				
						2501-MISSIONS-FOS	31,478	31,478		
						26XX-SUPPLIES & MATERIALS				
						31XX-EQUIPMENT	22,976	22,976		22,976
3214EM Total 3215EM	ARKANSAS	KATRINA	38597	5-ADMINISTRATION Total		84,454	84,454	52,976		
				2-INFRASTRUCTURE		2594-INSPECTIONS		1,583,900	1,583,900	599,952
						416X-PUBLIC ASSISTANCE		39,500,000	37,174,484	35,965,389
				2-INFRASTRUCTURE Total				41,083,900	38,758,384	36,565,341
				4-OPERATIONS		2508-MISSIONS-DFA	3,500,000	3,500,000		
				4-OPERATIONS Total			3,500,000	3,500,000		
				5-ADMINISTRATION		11XX-SALARIES & BENEFITS	1,545,653	1,243,204		1,243,204
						21XX-TRAVEL	1,400,082	1,397,149		1,313,458
						22XX-TRANSPORTION	16,100	15,100		6,948
						23XX-RENT, COMM, UTILITIES	391,644	251,644		190,848
						24XX-PRINT & REPRO	6,000	5,150		2,234
						2501-MISSIONS-FOS	465,000	465,000		7,452
						25XX-OTHER SERVICES	7,500	5,000		1,125
		26XX-SUPPLIES & MATERIALS	123,580	112,580		51,050				
		31XX-EQUIPMENT	54,700	54,700		32,497				
		32XX-LAND & STRUCTURES								
3215EM Total 3216EM	TEXAS	KATRINA	38597	5-ADMINISTRATION Total		4,010,259	3,549,527	2,848,816		
				2-INFRASTRUCTURE		2594-INSPECTIONS		48,594,159	45,807,911	39,414,157
						416X-PUBLIC ASSISTANCE		6,508,500	4,204,900	1,815,625
				411,842,199	411,730,775	289,270,752				

PROG CODE	STATE NAME	EVENT NAME	DECLARED	PROGRAM AREA	PROGRAM NAME	ALLOCATIONS	OBLIGATIONS	EXPENDITURES
				2-INFRASTRUCTURE Total		418,350,699	415,935,675	291,086,377
				4-OPERATIONS	2508-MISSIONS-DFA	37,740,000	37,740,000	
				4-OPERATIONS Total		37,740,000	37,740,000	
				5-ADMINISTRATION	11XX-SALARIES & BENEFITS	2,634,491	2,505,242	2,505,242
					21XX-TRAVEL	3,211,405	3,092,405	2,830,623
					22XX-TRANSPORTION	234,000	34,000	17,207
					23XX-RENT, COMM, UTILITIES	2,095,492	2,061,022	1,235,359
					24XX-PRINT & REPRO	91,491	37,054	23,596
					2501-MISSIONS-FOS	11,905,000	11,905,000	7,872
					25XX-OTHER SERVICES	2,402,386	483,886	236,756
					26XX-SUPPLIES & MATERIALS	1,195,579	1,145,579	995,516
					31XX-EQUIPMENT	602,827	488,989	415,811
				5-ADMINISTRATION Total		24,372,652	21,753,177	8,267,982
3216EM Total						480,463,351	475,428,852	299,354,359
3217EM	TENNESSEE	KATRINA	38600	2-INFRASTRUCTURE	416X-PUBLIC ASSISTANCE	29,000,000	27,438,432	
				2-INFRASTRUCTURE Total		29,000,000	27,438,432	
				4-OPERATIONS	2507-MISSIONS-TA	5,000	5,000	
				4-OPERATIONS Total		5,000	5,000	
				5-ADMINISTRATION	11XX-SALARIES & BENEFITS	13,380	13,380	13,380
					21XX-TRAVEL	70,000	70,000	67,983
					22XX-TRANSPORTION			
					23XX-RENT, COMM, UTILITIES			
					24XX-PRINT & REPRO			
					2501-MISSIONS-FOS	2,000	2,000	
					26XX-SUPPLIES & MATERIALS			
3217EM Total				5-ADMINISTRATION Total		85,380	85,380	81,363
3218EM	GEORGIA	KATRINA	38600	2-INFRASTRUCTURE	416X-PUBLIC ASSISTANCE	20,900,000	19,934,649	7,843,750
				2-INFRASTRUCTURE Total		20,900,000	19,934,649	7,843,750
				5-ADMINISTRATION	11XX-SALARIES & BENEFITS			
					21XX-TRAVEL	40,000	40,000	767
					22XX-TRANSPORTION			
					23XX-RENT, COMM, UTILITIES			
					24XX-PRINT & REPRO			
					2501-MISSIONS-FOS	52,000	52,000	
					26XX-SUPPLIES & MATERIALS			
3218EM Total				5-ADMINISTRATION Total		92,000	92,000	767
3219EM	OKLAHOMA	KATRINA	38600	2-INFRASTRUCTURE	416X-PUBLIC ASSISTANCE	7,035,313	6,960,448	7,844,517
				2-INFRASTRUCTURE Total		7,035,313	6,960,448	6,129,630
				5-ADMINISTRATION	11XX-SALARIES & BENEFITS	85,951	68,958	68,958
					21XX-TRAVEL	88,459	88,459	71,431
					22XX-TRANSPORTION	500		
					23XX-RENT, COMM, UTILITIES			
					24XX-PRINT & REPRO	1,000	800	756
					25XX-OTHER SERVICES			
					26XX-SUPPLIES & MATERIALS	1,000	54	54
					31XX-EQUIPMENT			
3219EM Total				5-ADMINISTRATION Total		176,910	158,272	141,199
3220EM	FLORIDA	KATRINA	38600	2-INFRASTRUCTURE	416X-PUBLIC ASSISTANCE	9,200,000	7,845,819	255,452
				2-INFRASTRUCTURE Total		9,200,000	7,845,819	255,452
				5-ADMINISTRATION	11XX-SALARIES & BENEFITS	2,272	2,272	2,272
					21XX-TRAVEL			
					22XX-TRANSPORTION			
					23XX-RENT, COMM, UTILITIES			
					24XX-PRINT & REPRO			
					2501-MISSIONS-FOS			
					26XX-SUPPLIES & MATERIALS			
3220EM Total				5-ADMINISTRATION Total		2,272	2,272	2,272
3221EM	WEST VIRGINIA	KATRINA	38600	2-INFRASTRUCTURE	416X-PUBLIC ASSISTANCE	321,000	315,855	20,790
				2-INFRASTRUCTURE Total		321,000	315,855	20,790
				5-ADMINISTRATION	11XX-SALARIES & BENEFITS	87,195	77,226	77,226
					21XX-TRAVEL	36,522	31,203	28,302
					22XX-TRANSPORTION			

PROG CODE	STATE NAME	EVENT NAME	DECLARED	PROGRAM AREA	PROGRAM NAME	ALLOCATIONS	OBLIGATIONS	EXPENDITURES	
					23XX-RENT, COMM, UTILITIES				
					24XX-PRINT & REPRO				
					26XX-SUPPLIES & MATERIALS	94	94	94	
3221EM Total	NORTH CAROLINA	KATRINA	38600	5-ADMINISTRATION Total		123,811	108,524	105,622	
3222EM						444,811	424,379	126,413	
				2-INFRASTRUCTURE		416X-PUBLIC ASSISTANCE	2,000,000	1,968,692	1,205,129
				2-INFRASTRUCTURE Total			2,000,000	1,968,692	1,205,129
				5-ADMINISTRATION		11XX-SALARIES & BENEFITS	261	261	261
						21XX-TRAVEL			
						22XX-TRANSPORTION			
						23XX-RENT, COMM, UTILITIES			
						24XX-PRINT & REPRO			
						2501-MISSIONS-FOS		2,000	2,000
					26XX-SUPPLIES & MATERIALS				
3222EM Total	UTAH	KATRINA	38600	5-ADMINISTRATION Total		2,261	2,261	261	
3223EM						2,002,261	1,970,953	1,205,390	
				2-INFRASTRUCTURE		416X-PUBLIC ASSISTANCE	1,314,377	990,895	823,457
				2-INFRASTRUCTURE Total			1,314,377	990,895	823,457
				4-OPERATIONS		2508-MISSIONS-DFA	5,000	5,000	
				4-OPERATIONS Total			5,000	5,000	
				5-ADMINISTRATION		11XX-SALARIES & BENEFITS	35,606	17,728	17,728
						21XX-TRAVEL	76,700	75,754	22,617
						22XX-TRANSPORTION			
						23XX-RENT, COMM, UTILITIES			
			24XX-PRINT & REPRO						
					26XX-SUPPLIES & MATERIALS	7,000	4,000	1,729	
3223EM Total	COLORADO	KATRINA	38600	5-ADMINISTRATION Total		119,306	97,482	40,345	
3224EM						1,438,683	1,093,377	863,802	
				2-INFRASTRUCTURE		416X-PUBLIC ASSISTANCE	12,731,220	11,791,633	10,874,932
				2-INFRASTRUCTURE Total			12,731,220	11,791,633	10,874,932
				4-OPERATIONS		2508-MISSIONS-DFA			
				4-OPERATIONS Total					
				5-ADMINISTRATION		11XX-SALARIES & BENEFITS	319,847	288,493	288,493
						21XX-TRAVEL	109,291	109,291	84,587
						22XX-TRANSPORTION	500		
						23XX-RENT, COMM, UTILITIES			
			24XX-PRINT & REPRO						
			2501-MISSIONS-FOS						
					26XX-SUPPLIES & MATERIALS	7,000	4,000	1,729	
3224EM Total	MICHIGAN	KATRINA	38602	5-ADMINISTRATION Total		436,638	401,784	374,809	
3225EM						13,167,858	12,193,417	11,249,742	
				2-INFRASTRUCTURE		416X-PUBLIC ASSISTANCE	1,325,000	946,069	167,423
				2-INFRASTRUCTURE Total			1,325,000	946,069	167,423
				5-ADMINISTRATION		11XX-SALARIES & BENEFITS	182,984	122,237	122,237
						21XX-TRAVEL	215,500	190,000	87,529
						22XX-TRANSPORTION	1,000	500	493
						23XX-RENT, COMM, UTILITIES			
						24XX-PRINT & REPRO			
						26XX-SUPPLIES & MATERIALS	2,000	2,000	712
					31XX-EQUIPMENT	1,000			
3225EM Total	DISTRICT OF COLUMBIA	KATRINA	38602	5-ADMINISTRATION Total		402,484	314,737	210,971	
3226EM						1,727,484	1,260,806	378,394	
				2-INFRASTRUCTURE		416X-PUBLIC ASSISTANCE	1,454,438	1,408,945	
				2-INFRASTRUCTURE Total			1,454,438	1,408,945	
				5-ADMINISTRATION		11XX-SALARIES & BENEFITS	54,856	15,430	15,430
						21XX-TRAVEL	45,947	40,791	37,427
						22XX-TRANSPORTION			
						23XX-RENT, COMM, UTILITIES			
						24XX-PRINT & REPRO			
								26XX-SUPPLIES & MATERIALS	
3226EM Total	WASHINGTON	KATRINA	38602	5-ADMINISTRATION Total		100,803	56,221	52,857	
3227EM						1,555,241	1,465,166	52,857	
				2-INFRASTRUCTURE		416X-PUBLIC ASSISTANCE	2,865,178	2,865,175	
				2-INFRASTRUCTURE Total			2,865,178	2,865,175	
				5-ADMINISTRATION		11XX-SALARIES & BENEFITS	251,315	212,054	212,054
			21XX-TRAVEL	84,218	79,648	66,046			

PROG CODE	STATE NAME	EVENT NAME	DECLARED	PROGRAM AREA	PROGRAM NAME	ALLOCATIONS	OBLIGATIONS	EXPENDITURES	
					22XX-TRANSPORTION				
					23XX-RENT, COMM, UTILITIES				
					24XX-PRINT & REPRO				
					26XX-SUPPLIES & MATERIALS	250	250	113	
3227EM Total	OREGON	KATRINA	38602	5-ADMINISTRATION Total		335,784	291,952	278,212	
3228EM							3,200,962	3,157,126	278,212
				2-INFRASTRUCTURE	416X-PUBLIC ASSISTANCE	2,047,247	2,047,243	266,191	
				2-INFRASTRUCTURE Total		2,047,247	2,047,243	266,191	
				5-ADMINISTRATION	11XX-SALARIES & BENEFITS	24,131	17,674	17,674	
					21XX-TRAVEL	20,922	20,422	13,459	
					22XX-TRANSPORTION				
					23XX-RENT, COMM, UTILITIES				
					24XX-PRINT & REPRO				
					26XX-SUPPLIES & MATERIALS				
3228EM Total	NEW MEXICO	KATRINA	38602	5-ADMINISTRATION Total		45,053	38,096	31,133	
3229EM							2,092,300	2,085,339	297,324
				2-INFRASTRUCTURE	2594-INSPECTIONS	139,800	95,700	79,467	
				2-INFRASTRUCTURE Total	416X-PUBLIC ASSISTANCE	2,000,000	702,750		
				5-ADMINISTRATION	11XX-SALARIES & BENEFITS	2,139,800	798,450	79,467	
					21XX-TRAVEL	56,149	25,737	25,737	
					22XX-TRANSPORTION	44,242	44,242	39,837	
				2,500					
					23XX-RENT, COMM, UTILITIES				
					24XX-PRINT & REPRO	500	45	37	
					25XX-OTHER SERVICES				
					26XX-SUPPLIES & MATERIALS	3,116	116	16	
					31XX-EQUIPMENT				
3229EM Total	ILLINOIS	KATRINA	38602	5-ADMINISTRATION Total		106,507	70,140	65,627	
3230EM							2,246,307	868,590	145,094
				2-INFRASTRUCTURE	416X-PUBLIC ASSISTANCE	2,418,578	711,125	677,253	
				2-INFRASTRUCTURE Total		2,418,578	711,125	677,253	
				5-ADMINISTRATION	11XX-SALARIES & BENEFITS	125,581	107,185	107,185	
					21XX-TRAVEL	138,296	134,483	47,313	
					22XX-TRANSPORTION				
					23XX-RENT, COMM, UTILITIES				
					24XX-PRINT & REPRO				
					26XX-SUPPLIES & MATERIALS				
3230EM Total	KENTUCKY	KATRINA	38605	5-ADMINISTRATION Total		263,877	241,668	154,498	
3231EM							2,682,455	952,794	831,751
				2-INFRASTRUCTURE	416X-PUBLIC ASSISTANCE	4,000,000	3,909,328	655,476	
				2-INFRASTRUCTURE Total		4,000,000	3,909,328	655,476	
				5-ADMINISTRATION	11XX-SALARIES & BENEFITS				
					21XX-TRAVEL	20,000	20,000	7,961	
					22XX-TRANSPORTION				
					23XX-RENT, COMM, UTILITIES				
					24XX-PRINT & REPRO				
					2501-MISSIONS-FOS	2,000	2,000		
					26XX-SUPPLIES & MATERIALS				
3231EM Total	MISSOURI	KATRINA	38605	5-ADMINISTRATION Total		22,000	22,000	7,961	
3232EM							4,022,000	3,931,328	663,437
				2-INFRASTRUCTURE	416X-PUBLIC ASSISTANCE	2,005,000	205,844		
				2-INFRASTRUCTURE Total		2,005,000	205,844		
				5-ADMINISTRATION	11XX-SALARIES & BENEFITS	498,522	359,975	359,975	
					21XX-TRAVEL	320,723	214,172	200,164	
					22XX-TRANSPORTION	1,000	1,000	1,000	
					23XX-RENT, COMM, UTILITIES				
					24XX-PRINT & REPRO	500			
					2501-MISSIONS-FOS	5,000	5,000		
					26XX-SUPPLIES & MATERIALS	10,000	5,000	3,712	
3232EM Total	SOUTH CAROLINA	KATRINA	38605	5-ADMINISTRATION Total		835,745	585,147	564,850	
3233EM							2,840,745	790,991	564,850
				2-INFRASTRUCTURE	416X-PUBLIC ASSISTANCE	3,614,915	3,263,685	2,205,639	
				2-INFRASTRUCTURE Total		3,614,915	3,263,685	2,205,639	
				5-ADMINISTRATION	11XX-SALARIES & BENEFITS				
					21XX-TRAVEL	55,000	55,000	40,089	
					22XX-TRANSPORTION				

PROG CODE	STATE NAME	EVENT NAME	DECLARED	PROGRAM AREA	PROGRAM NAME	ALLOCATIONS	OBLIGATIONS	EXPENDITURES	
					23XX-RENT, COMM, UTILITIES				
					24XX-PRINT & REPRO				
					2501-MISSIONS-FOS	2,000	2,000		
					26XX-SUPPLIES & MATERIALS				
3233EM Total	SOUTH DAKOTA	KATRINA	38605	5-ADMINISTRATION Total		57,000	57,000	40,089	
3234EM							3,671,915	3,320,685	2,245,728
				2-INFRASTRUCTURE	416X-PUBLIC ASSISTANCE	261,722	261,676	196,927	
				2-INFRASTRUCTURE Total		261,722	261,676	196,927	
				5-ADMINISTRATION	11XX-SALARIES & BENEFITS	20,700			
					21XX-TRAVEL	60,000	60,044	5,630	
				22XX-TRANSPORTION					
				23XX-RENT, COMM, UTILITIES					
				24XX-PRINT & REPRO					
				26XX-SUPPLIES & MATERIALS	2,000				
3234EM Total	PENNSYLVANIA	KATRINA	38605	5-ADMINISTRATION Total		82,700	60,044	5,630	
3235EM							344,422	321,720	202,557
				2-INFRASTRUCTURE	416X-PUBLIC ASSISTANCE	2,569,000	2,461,816	703,230	
				2-INFRASTRUCTURE Total		2,569,000	2,461,816	703,230	
				5-ADMINISTRATION	11XX-SALARIES & BENEFITS	153,646	135,570	135,570	
					21XX-TRAVEL	101,429	87,530	78,932	
				22XX-TRANSPORTION					
				23XX-RENT, COMM, UTILITIES					
				24XX-PRINT & REPRO					
				26XX-SUPPLIES & MATERIALS	2,000				
3235EM Total	KANSAS	KATRINA	38605	5-ADMINISTRATION Total		255,075	223,100	214,502	
3236EM							2,824,075	2,684,916	917,732
				2-INFRASTRUCTURE	416X-PUBLIC ASSISTANCE	161,000	160,818	130,408	
				2-INFRASTRUCTURE Total		161,000	160,818	130,408	
				5-ADMINISTRATION	11XX-SALARIES & BENEFITS				
					21XX-TRAVEL	55,298	187	187	
				22XX-TRANSPORTION					
				23XX-RENT, COMM, UTILITIES					
				24XX-PRINT & REPRO	500				
				26XX-SUPPLIES & MATERIALS	500				
3236EM Total	ALABAMA	KATRINA	38605	5-ADMINISTRATION Total		56,298	187	187	
3237EM							217,298	161,005	130,595
				2-INFRASTRUCTURE	416X-PUBLIC ASSISTANCE	2,500,000	1,016,187	836,791	
				2-INFRASTRUCTURE Total		2,500,000	1,016,187	836,791	
				4-OPERATIONS	2508-MISSIONS-DFA	1,000,000	1,000,000		
				4-OPERATIONS Total		1,000,000	1,000,000		
	5-ADMINISTRATION	11XX-SALARIES & BENEFITS							
		21XX-TRAVEL							
		22XX-TRANSPORTION							
		23XX-RENT, COMM, UTILITIES							
		24XX-PRINT & REPRO							
				26XX-SUPPLIES & MATERIALS					
3237EM Total	INDIANA	KATRINA	38605	5-ADMINISTRATION Total		3,500,000	2,016,187	836,791	
3238EM									
				2-INFRASTRUCTURE	416X-PUBLIC ASSISTANCE	4,127,992	3,789,690		
				2-INFRASTRUCTURE Total		4,127,992	3,789,690		
				5-ADMINISTRATION	11XX-SALARIES & BENEFITS	12,264	1,942	1,942	
					21XX-TRAVEL	60,600	50,000		
		22XX-TRANSPORTION							
		23XX-RENT, COMM, UTILITIES							
		24XX-PRINT & REPRO							
				26XX-SUPPLIES & MATERIALS					
3238EM Total	IOWA	KATRINA	38605	5-ADMINISTRATION Total		72,864	51,942	1,942	
3239EM							4,200,856	3,841,632	1,942
				2-INFRASTRUCTURE	416X-PUBLIC ASSISTANCE	222,618	222,618	17,597	
				2-INFRASTRUCTURE Total		222,618	222,618	17,597	
				5-ADMINISTRATION	11XX-SALARIES & BENEFITS	10,350	712	712	
					21XX-TRAVEL	55,030	4,928	4,928	
		22XX-TRANSPORTION							
		23XX-RENT, COMM, UTILITIES							
		24XX-PRINT & REPRO							
				26XX-SUPPLIES & MATERIALS	500				

PROG CODE	STATE NAME	EVENT NAME	DECLARED	PROGRAM AREA	PROGRAM NAME	ALLOCATIONS	OBLIGATIONS	EXPENDITURES
3239EM Total	VIRGINIA	KATRINA	38607	5-ADMINISTRATION Total		66,380	5,639	5,639
3240EM				2-INFRASTRUCTURE	2594-INSPECTIONS	288,998	228,257	23,236
				2-INFRASTRUCTURE Total	416X-PUBLIC ASSISTANCE	339,100	339,100	52,433
				5-ADMINISTRATION	11XX-SALARIES & BENEFITS	223,000	222,709	84,324
					21XX-TRAVEL	562,100	561,809	136,757
				22XX-TRANSPORTION	102,910	87,810		
				23XX-RENT, COMM, UTILITIES	28,000	11,447	10,737	
				24XX-PRINT & REPRO				
				26XX-SUPPLIES & MATERIALS				
3240EM Total	ARIZONA	KATRINA	38607	5-ADMINISTRATION Total		130,910	99,256	98,547
3241EM				2-INFRASTRUCTURE	416X-PUBLIC ASSISTANCE	693,010	661,066	235,303
				2-INFRASTRUCTURE Total	416X-PUBLIC ASSISTANCE	4,113,330	3,628,830	3,104,005
				5-ADMINISTRATION	11XX-SALARIES & BENEFITS	4,113,330	3,628,830	3,104,005
					21XX-TRAVEL	60,120	50,476	50,476
				22XX-TRANSPORTION	225,280	166,240	107,450	
				23XX-RENT, COMM, UTILITIES				
				24XX-PRINT & REPRO				
				2501-MISSIONS-FOS		2,000,000	2,000,000	181
				26XX-SUPPLIES & MATERIALS				
3241EM Total	MINNESOTA	KATRINA	38608	5-ADMINISTRATION Total		2,285,400	2,216,716	158,107
3242EM				2-INFRASTRUCTURE	416X-PUBLIC ASSISTANCE	6,398,730	5,845,546	3,262,112
				2-INFRASTRUCTURE Total	416X-PUBLIC ASSISTANCE	15,000,000	3,449,504	941,509
				5-ADMINISTRATION	11XX-SALARIES & BENEFITS	15,000,000	3,449,504	941,509
					21XX-TRAVEL	11,150		
				22XX-TRANSPORTION	63,300	50,000		
				23XX-RENT, COMM, UTILITIES				
				24XX-PRINT & REPRO				
				26XX-SUPPLIES & MATERIALS				
3242EM Total	NEVADA	KATRINA	38608	5-ADMINISTRATION Total		74,450	50,000	
3243EM				2-INFRASTRUCTURE	416X-PUBLIC ASSISTANCE	15,074,450	3,499,504	941,509
				2-INFRASTRUCTURE Total	416X-PUBLIC ASSISTANCE	1,000,000	563,921	289,911
				5-ADMINISTRATION	11XX-SALARIES & BENEFITS	1,000,000	563,921	289,911
					21XX-TRAVEL	85,860	76,592	76,592
				22XX-TRANSPORTION	255,340	188,800	127,725	
				23XX-RENT, COMM, UTILITIES				
				24XX-PRINT & REPRO				
				26XX-SUPPLIES & MATERIALS				
3243EM Total	IDAHO	KATRINA	38608	5-ADMINISTRATION Total		341,200	265,392	204,317
3244EM				2-INFRASTRUCTURE	416X-PUBLIC ASSISTANCE	1,341,200	829,313	494,228
				2-INFRASTRUCTURE Total	416X-PUBLIC ASSISTANCE	584,137	584,134	37,901
				5-ADMINISTRATION	11XX-SALARIES & BENEFITS	584,137	584,134	37,901
					21XX-TRAVEL	20,700	5,965	5,965
				22XX-TRANSPORTION	15,000	4,143	3,894	
				23XX-RENT, COMM, UTILITIES				
				24XX-PRINT & REPRO				
				26XX-SUPPLIES & MATERIALS				
3244EM Total	NEBRASKA	KATRINA	38608	5-ADMINISTRATION Total		35,700	10,108	9,860
3245EM				2-INFRASTRUCTURE	416X-PUBLIC ASSISTANCE	619,837	594,243	47,761
				2-INFRASTRUCTURE Total	416X-PUBLIC ASSISTANCE	210,100	210,100	21,489
				5-ADMINISTRATION	11XX-SALARIES & BENEFITS	210,100	210,100	21,489
					21XX-TRAVEL	55,602	1,302	1,302
				22XX-TRANSPORTION				
				23XX-RENT, COMM, UTILITIES				
				24XX-PRINT & REPRO		500		
				26XX-SUPPLIES & MATERIALS		500		
3245EM Total	CONNECTICUT	KATRINA	38608	5-ADMINISTRATION Total		56,602	1,302	1,302
3246EM				2-INFRASTRUCTURE	416X-PUBLIC ASSISTANCE	266,702	211,402	22,790
				2-INFRASTRUCTURE Total	416X-PUBLIC ASSISTANCE	1,000,000	353,722	
					1,000,000	353,722		

PROG CODE	STATE NAME	EVENT NAME	DECLARED	PROGRAM AREA	PROGRAM NAME	ALLOCATIONS	OBLIGATIONS	EXPENDITURES		
				5-ADMINISTRATION	11XX-SALARIES & BENEFITS	23,373	14,498	14,498		
					21XX-TRAVEL	39,800	39,800	6,209		
					22XX-TRANSPORTION					
					23XX-RENT, COMM, UTILITIES					
					24XX-PRINT & REPRO					
					26XX-SUPPLIES & MATERIALS					
3246EM Total	NORTH DAKOTA	KATRINA	38608	5-ADMINISTRATION Total		63,173	54,298	20,708		
3247EM					1,063,173	408,020	20,708			
				2-INFRASTRUCTURE	416X-PUBLIC ASSISTANCE					
				2-INFRASTRUCTURE Total	11XX-SALARIES & BENEFITS	20,700	3,462	3,462		
				5-ADMINISTRATION	21XX-TRAVEL	63,454	63,454	16,689		
					22XX-TRANSPORTION	500				
					23XX-RENT, COMM, UTILITIES					
					24XX-PRINT & REPRO					
					25XX-OTHER SERVICES	1,233	1,233			
					26XX-SUPPLIES & MATERIALS	2,500				
3247EM Total	CALIFORNIA	KATRINA	38608	5-ADMINISTRATION Total		88,387	68,149	20,151		
3248EM					88,387	68,149	20,151			
				2-INFRASTRUCTURE	416X-PUBLIC ASSISTANCE	200,000				
				2-INFRASTRUCTURE Total	11XX-SALARIES & BENEFITS	200,000	292,347	292,347		
				5-ADMINISTRATION	21XX-TRAVEL	338,820	326,780	249,588		
					22XX-TRANSPORTION					
					23XX-RENT, COMM, UTILITIES					
					24XX-PRINT & REPRO					
					26XX-SUPPLIES & MATERIALS					
							768,320	619,127	541,935	
3248EM Total	WISCONSIN	KATRINA	38608	5-ADMINISTRATION Total		968,320	619,127	541,935		
3249EM										
				2-INFRASTRUCTURE	416X-PUBLIC ASSISTANCE	3,501,228	2,838,757	153,696		
				2-INFRASTRUCTURE Total	11XX-SALARIES & BENEFITS	3,501,228	2,838,757	153,696		
				5-ADMINISTRATION	21XX-TRAVEL	11,437	1,137	1,137		
					22XX-TRANSPORTION	63,300	50,090	88		
					23XX-RENT, COMM, UTILITIES					
					24XX-PRINT & REPRO					
					26XX-SUPPLIES & MATERIALS					
							74,737	51,227	1,225	
3249EM Total	OHIO	KATRINA	38608	5-ADMINISTRATION Total		3,575,965	2,889,984	154,921		
3250EM										
				2-INFRASTRUCTURE	416X-PUBLIC ASSISTANCE	2,518,180	2,163,607	906,730		
				2-INFRASTRUCTURE Total	11XX-SALARIES & BENEFITS	2,518,180	2,163,607	906,730		
				5-ADMINISTRATION	21XX-TRAVEL	12,050				
					22XX-TRANSPORTION	63,300	50,000			
					23XX-RENT, COMM, UTILITIES					
					24XX-PRINT & REPRO					
					26XX-SUPPLIES & MATERIALS					
							75,350	50,000		
3250EM Total	MARYLAND	KATRINA	38608	5-ADMINISTRATION Total		2,593,530	2,213,607	906,730		
3251EM										
				2-INFRASTRUCTURE	416X-PUBLIC ASSISTANCE	3,000,000	967,297	182,979		
				2-INFRASTRUCTURE Total	11XX-SALARIES & BENEFITS	3,000,000	967,297	182,979		
				5-ADMINISTRATION	21XX-TRAVEL	44,214	30,169	30,169		
					22XX-TRANSPORTION	62,112	56,929	54,368		
					23XX-RENT, COMM, UTILITIES					
					24XX-PRINT & REPRO					
					26XX-SUPPLIES & MATERIALS					
							106,326	87,098	84,537	
3251EM Total	MASSACHUSETTS	KATRINA	38608	5-ADMINISTRATION Total		3,106,326	1,054,395	267,516		
3252EM										
				2-INFRASTRUCTURE	416X-PUBLIC ASSISTANCE	5,250,000	4,110,838	2,566,045		
				2-INFRASTRUCTURE Total	11XX-SALARIES & BENEFITS	5,250,000	4,110,838	2,566,045		
				5-ADMINISTRATION	21XX-TRAVEL	134,480	110,971	110,971		
					22XX-TRANSPORTION	89,200	89,200	57,524		
					23XX-RENT, COMM, UTILITIES	1,000	1,000			
					24XX-PRINT & REPRO					
					26XX-SUPPLIES & MATERIALS					

PROG CODE	STATE NAME	EVENT NAME	DECLARED	PROGRAM AREA	PROGRAM NAME	ALLOCATIONS	OBLIGATIONS	EXPENDITURES
						26XX-SUPPLIES & MATERIALS		
3252EM Total	MONTANA	KATRINA	38608	5-ADMINISTRATION Total		224,680	201,171	168,495
3253EM						5,474,680	4,312,009	2,734,540
2-INFRASTRUCTURE				416X-PUBLIC ASSISTANCE	400,000	397,372	116,189	
2-INFRASTRUCTURE Total					400,000	397,372	116,189	
5-ADMINISTRATION				11XX-SALARIES & BENEFITS	26,452	20,657	20,657	
		21XX-TRAVEL	60,000	57,025	7,325			
		22XX-TRANSPORTION						
		23XX-RENT, COMM, UTILITIES						
		24XX-PRINT & REPRO						
						26XX-SUPPLIES & MATERIALS	2,500	
3253EM Total	RHODE ISLAND	KATRINA	38614	5-ADMINISTRATION Total		88,952	77,682	27,982
3255EM						488,952	475,054	144,171
2-INFRASTRUCTURE				416X-PUBLIC ASSISTANCE	1,500,000	969,412		
2-INFRASTRUCTURE Total					1,500,000	969,412		
5-ADMINISTRATION				11XX-SALARIES & BENEFITS	10,916	3,493	3,493	
		21XX-TRAVEL	26,000	26,000	7,916			
		22XX-TRANSPORTION						
		23XX-RENT, COMM, UTILITIES						
		24XX-PRINT & REPRO						
						26XX-SUPPLIES & MATERIALS		
3255EM Total	MAINE	KATRINA	38614	5-ADMINISTRATION Total		36,916	29,493	11,409
3256EM						1,536,916	998,905	11,409
2-INFRASTRUCTURE				416X-PUBLIC ASSISTANCE	100,000	47,927		
2-INFRASTRUCTURE Total					100,000	47,927		
5-ADMINISTRATION				11XX-SALARIES & BENEFITS				
		21XX-TRAVEL	6,000	6,000				
		22XX-TRANSPORTION						
		23XX-RENT, COMM, UTILITIES						
		24XX-PRINT & REPRO						
						26XX-SUPPLIES & MATERIALS		
3256EM Total	NEW JERSEY	KATRINA	38614	5-ADMINISTRATION Total		6,000	6,000	
3257EM						106,000	53,927	
2-INFRASTRUCTURE				416X-PUBLIC ASSISTANCE	120,026	120,026	116,692	
2-INFRASTRUCTURE Total					120,026	120,026	116,692	
5-ADMINISTRATION				11XX-SALARIES & BENEFITS	31,601	26,684	26,684	
		21XX-TRAVEL	18,466	2,366	1,264			
		22XX-TRANSPORTION	200	200				
		23XX-RENT, COMM, UTILITIES						
		24XX-PRINT & REPRO						
						26XX-SUPPLIES & MATERIALS		
3257EM Total	NEW HAMPSHIRE	KATRINA	38614	5-ADMINISTRATION Total		50,267	29,250	27,948
3258EM						170,293	149,276	144,640
2-INFRASTRUCTURE				416X-PUBLIC ASSISTANCE	100,000	9,887		
2-INFRASTRUCTURE Total					100,000	9,887		
5-ADMINISTRATION				11XX-SALARIES & BENEFITS				
		21XX-TRAVEL	6,000	6,000	92			
		22XX-TRANSPORTION						
		23XX-RENT, COMM, UTILITIES						
		24XX-PRINT & REPRO						
						26XX-SUPPLIES & MATERIALS		
3258EM Total	FLORIDA	RITA	38615	5-ADMINISTRATION Total		6,000	6,000	92
3259EM						106,000	15,887	92
2-INFRASTRUCTURE				416X-PUBLIC ASSISTANCE	8,700,000	8,590,346	4,706,123	
2-INFRASTRUCTURE Total					8,700,000	8,590,346	4,706,123	
4-OPERATIONS				2508-MISSIONS-DFA	10,000	10,000		
4-OPERATIONS Total			10,000	10,000				
5-ADMINISTRATION		11XX-SALARIES & BENEFITS	19,741	19,741	19,741			
		21XX-TRAVEL	80,000	80,000	25,060			
		22XX-TRANSPORTION						
		23XX-RENT, COMM, UTILITIES						
		24XX-PRINT & REPRO						
		2501-MISSIONS-FOS	1,236,000	1,236,000	22,495			
						26XX-SUPPLIES & MATERIALS		
3259EM Total				5-ADMINISTRATION Total		1,335,741	1,335,741	67,295
						10,045,741	9,936,086	4,773,418

PROG CODE	STATE NAME	EVENT NAME	DECLARED	PROGRAM AREA	PROGRAM NAME	ALLOCATIONS	OBLIGATIONS	EXPENDITURES
3260EM	LOUISIANA	RITA	38616	2-INFRASTRUCTURE	416X-PUBLIC ASSISTANCE			
				2-INFRASTRUCTURE Total				
				4-OPERATIONS	2508-MISSIONS-DFA	100,000	100,000	
				4-OPERATIONS Total		100,000	100,000	
				5-ADMINISTRATION	11XX-SALARIES & BENEFITS			
					21XX-TRAVEL			
					22XX-TRANSPORTION			
					23XX-RENT, COMM, UTILITIES			
					24XX-PRINT & REPRO			
					2501-MISSIONS-FOS	175,000	175,000	
					26XX-SUPPLIES & MATERIALS			
				5-ADMINISTRATION Total		175,000	175,000	
						275,000	275,000	
3260EM Total				2-INFRASTRUCTURE	416X-PUBLIC ASSISTANCE	4,635,000	4,573,658	4,508,601
3261EM	TEXAS	RITA	38616	2-INFRASTRUCTURE Total		4,635,000	4,573,658	4,508,601
				4-OPERATIONS	2508-MISSIONS-DFA	5,000,000	5,000,000	
				4-OPERATIONS Total		5,000,000	5,000,000	
				5-ADMINISTRATION	11XX-SALARIES & BENEFITS	18,793	18,793	18,793
					21XX-TRAVEL	13,238	13,238	13,238
					22XX-TRANSPORTION			
					23XX-RENT, COMM, UTILITIES	50,000	50,000	4,733
					24XX-PRINT & REPRO	20,000	20,000	20,000
					2501-MISSIONS-FOS	112,992,000	112,992,000	14,958
					25XX-OTHER SERVICES	1,165,737	1,165,737	365,951
					26XX-SUPPLIES & MATERIALS	591,787	591,787	397,723
					31XX-EQUIPMENT	1,363,983	1,363,983	1,197,819
				5-ADMINISTRATION Total		116,215,539	116,215,539	2,033,216
						125,850,539	125,789,197	6,541,817
3261EM Total				2-INFRASTRUCTURE	416X-PUBLIC ASSISTANCE	1,072,664	1,072,664	743,196
3262EM	NEW YORK	KATRINA	38625	2-INFRASTRUCTURE Total		1,072,664	1,072,664	743,196
				5-ADMINISTRATION	11XX-SALARIES & BENEFITS	148,900	154,977	154,977
					21XX-TRAVEL	70,800	69,154	62,101
					22XX-TRANSPORTION	200	200	
				5-ADMINISTRATION Total		219,900	224,331	217,078
						1,292,564	1,296,995	960,275
3262EM Total				2-INFRASTRUCTURE	416X-PUBLIC ASSISTANCE	24,772	24,771	
3263EM	DELAWARE	KATRINA	38625	2-INFRASTRUCTURE Total		24,772	24,771	
				5-ADMINISTRATION	11XX-SALARIES & BENEFITS	45,400		
					21XX-TRAVEL	3,500	993	443
				5-ADMINISTRATION Total		48,900	993	443
						73672	25764.2	442.96
3263EM Total								
Grand Total						32,849,136,550.34	29,699,824,066.40	15,880,287,907.81

FINANCIAL INFORMATION TOOL
FOR HURRICANE KATRINA, RITA, & WILMA DECLARATIONS ONLY
MISSION ASSIGNMENTS ONLY

AS OF 03-29-2006

AGENCY	OBLIGATIONS	EXPENDITURES
AID	17,354,000	13,561
APHIS	400,000	
ARC	95,000	11,159
BIA	317,600	
BTS	200,000	
BUREC	2,089,000	
CBP	42,957,949	6,226,284
CDC	19,903,500	
CIA	200,000	
CNCS	5,905,500	
COE-LRD	15,000	
COE-MVD	4,186,505,516	279,685,620
COE-NAD		
COE-SAD	475,632,000	68,363,873
COE-SWD	265,635,000	3,511,565
DHUD	83,015,000	32,429,030
DOC	1,400,000	
DOD	1,175,352,389	210,021,406
DOE	505,000	
DOED	230,000	
DOI	1,297,784	
DOL	325,000	17,938
DOS	55,000	
DOT	506,830,213	45,363,244
EEOC	200,000	
EPA	366,871,200	6,924,352
FAA		
FCC	200,000	
FCSIC	200,000	
FLETC	460,103	438,223
FMSHRC	200,000	
FNS	20,000	
FPS	215,728,691	961,463
GSA	78,658,268	293,571

AGENCY	OBLIGATIONS	EXPENDITURES
HHS	254322800	
IAIP	214000	
ICE	36,417,200	266,152
MSPB	2,000	
NAR	625,000	
NASA	450,000	
NCPC	20,000	
NCS	13,220,685	102,381
NCUA		
NGA	1,310,000	
NLRB	240,000	48,259
NOAA	4,655,000	
NPS	157,000	
NRC	200,000	
NSF	200,000	
OCFO	210,000	
OPM	615,000	
OSHA	21,225,000	
OSLGCP	200,000	
RRB	25,000	5,419
S&T	100,000	
SBA	200,000	
SCS	11,800	
SEC	2,000	
SSA	1,225,000	79,582
TREAS	2,190,650	61,714
TSA	455,000	
TVA	9,787,451	2,198,750
USCG	241,540,501	
USCIS	910,000	
USDA	19,360,500	
USDJ	55,174,600	3,069,531
USFS	365,030,288	181
USFWS		
USGS	507,300	
USPC	5,697,217	546,985
USPHS		
USPS	2,098,270	129,208
USSS	8,800	
VA	10,075,000	
Grand Total	8,497,441,775	660,769,453

FINANCIAL INFORMATION TOOL
FOR HURRICANE KATRINA, RITA, & WILMA DECLARATIONS ONLY
MISSION ASSIGNMENTS ONLY
AS OF 03-29-2006 AT 7 AM

PROG CODE	STATE NAME	EVENT NAME	AGENCY	PROGRAM NAME	OBLIGATIONS	EXPENDITURES
1602DR	FLORIDA	KATRINA	CBP	2501-MISSIONS-FOS	11,447,424	6,226,284
			COE-SAD	2501-MISSIONS-FOS	405,000	36,685
			DOD	2501-MISSIONS-FOS	100,000	
			DOE	2501-MISSIONS-FOS	10,000	
			DOT	2501-MISSIONS-FOS	6,010,000	129,913
			EPA	2501-MISSIONS-FOS	20,000	
			GSA	2501-MISSIONS-FOS	155,000	
			HHS	2501-MISSIONS-FOS	365,000	
			NCS	2501-MISSIONS-FOS	10,000	
			USCG	2501-MISSIONS-FOS	1	
			USDA	2501-MISSIONS-FOS	10,000	
				2507-MISSIONS-TA	10,000	
				USFS	2501-MISSIONS-FOS	75,000
1602DR Total					18,617,425	6,392,881
1603DR	LOUISIANA	KATRINA	APHIS	2501-MISSIONS-FOS	368,000	
				2508-MISSIONS-DFA	12,000	
			ARC	2501-MISSIONS-FOS	50,000	11,159
			BUREC	2501-MISSIONS-FOS	1,089,000	
			CBP	2501-MISSIONS-FOS	16,005,525	
			CDC	2508-MISSIONS-DFA	17,228,500	
			CNCS	2501-MISSIONS-FOS	2,400,000	
			COE-MVD	2501-MISSIONS-FOS	47,273,364	2,547,938
				2507-MISSIONS-TA	7,180,000	253,090
				2508-MISSIONS-DFA	2,070,992,000	54,810,760
			DHUD	2501-MISSIONS-FOS	3,695,000	872,238
				2508-MISSIONS-DFA	79,000,000	31,556,792
			DOC	2501-MISSIONS-FOS	150,000	
			DOD	2501-MISSIONS-FOS	270,475,000	10,035,735
				2508-MISSIONS-DFA	24,812,000	
			DOE	2501-MISSIONS-FOS	80,000	
			DOED	2508-MISSIONS-DFA		
			DOI	2501-MISSIONS-FOS	269,000	
			DOL	2501-MISSIONS-FOS		
			DOS	2501-MISSIONS-FOS	55,000	
			DOT	2501-MISSIONS-FOS	70,843,000	72,495
				2508-MISSIONS-DFA	256,000,000	37,366,639
			EPA	2501-MISSIONS-FOS	22,517,000	
				2507-MISSIONS-TA	2,500,000	
				2508-MISSIONS-DFA	197,000,000	
			FNS	2501-MISSIONS-FOS	20,000	
			FPS	2501-MISSIONS-FOS	132,651,820	619,180
				2507-MISSIONS-TA		
				2508-MISSIONS-DFA		
			GSA	2501-MISSIONS-FOS	2,805,000	64,864
				2508-MISSIONS-DFA		
			HHS	2501-MISSIONS-FOS	515,000	
				2507-MISSIONS-TA	30,000	
	2508-MISSIONS-DFA	78,150,000				

PROG CODE	STATE NAME	EVENT NAME	AGENCY	PROGRAM NAME	OBLIGATIONS	EXPENDITURES
			ICE	2501-MISSIONS-FOS	12,405,000	
				2508-MISSIONS-DFA	18,500,000	
			NAR	2508-MISSIONS-DFA	600,000	
			NCS	2501-MISSIONS-FOS	3,900,000	102,381
				2508-MISSIONS-DFA	1,000,000	
			NGA	2501-MISSIONS-FOS	520,000	
			NOAA	2501-MISSIONS-FOS	1,750,000	
			OCFO	2501-MISSIONS-FOS	10,000	
			OSHA	2501-MISSIONS-FOS	125,000	
			SBA	2501-MISSIONS-FOS		
			TREAS	2501-MISSIONS-FOS	110,000	
			TVA	2501-MISSIONS-FOS	1,937,772	830,284
				2508-MISSIONS-DFA		
			USCG	2501-MISSIONS-FOS	3,275,000	
				2507-MISSIONS-TA	37,500	
				2508-MISSIONS-DFA	165,000,000	
			USDA	2501-MISSIONS-FOS	1,176,000	
				2508-MISSIONS-DFA	10,000,000	
			USDJ	2501-MISSIONS-FOS	2,764,600	
				2507-MISSIONS-TA	150,000	
				2508-MISSIONS-DFA	45,313,000	3,008,244
			USFS	2501-MISSIONS-FOS	138,600,000	
				2508-MISSIONS-DFA		
			USGS	2501-MISSIONS-FOS	250,000	
			USPHS	2501-MISSIONS-FOS		
			USPS	2501-MISSIONS-FOS	83,270	83,270
			VA	2501-MISSIONS-FOS	50,000	
1603DR Total					3,711,723,351	142,235,070
1604DR	MISSISSIPPI	KATRINA	AID	2501-MISSIONS-FOS	17,314,000	10,734
			BTS	2501-MISSIONS-FOS	200,000	
			CBP	2501-MISSIONS-FOS	3,505,000	
				2508-MISSIONS-DFA		
			CNCS	2501-MISSIONS-FOS	7,500	
				2508-MISSIONS-DFA	1,508,000	
			COE-LRD	2501-MISSIONS-FOS	15,000	
			COE-MVD	2501-MISSIONS-FOS	454,575,740	54,990,569
				2507-MISSIONS-TA	243,256	122,758
				2508-MISSIONS-DFA	1,221,755,595	115,722,463
			COE-SAD	2501-MISSIONS-FOS		
			DHUD	2501-MISSIONS-FOS	100,000	
			DOC	2501-MISSIONS-FOS	1,000,000	
				2507-MISSIONS-TA	50,000	
			DOD	2501-MISSIONS-FOS	770,195,044	195,558,337
				2508-MISSIONS-DFA	54,950,345	4,419,231
			DOE	2501-MISSIONS-FOS	270,000	
			DOED	2501-MISSIONS-FOS	205,000	
			DOI	2501-MISSIONS-FOS	995,400	
			DOL	2501-MISSIONS-FOS	325,000	17,938
			DOS	2501-MISSIONS-FOS		
			DOT	2501-MISSIONS-FOS	46,256,000	5,879,188
				2507-MISSIONS-TA	50,000	
				2508-MISSIONS-DFA	3,353,213	
			EEOC	2501-MISSIONS-FOS	200,000	

PROG CODE	STATE NAME	EVENT NAME	AGENCY	PROGRAM NAME	OBLIGATIONS	EXPENDITURES
			EPA	2501-MISSIONS-FOS	2,529,200	178,716
				2507-MISSIONS-TA	10,300,000	
				2508-MISSIONS-DFA	57,000,000	6,245,237
			FAA	2501-MISSIONS-FOS		
			FCC	2501-MISSIONS-FOS	200,000	
			FCSIC	2501-MISSIONS-FOS	200,000	
			FLETC	2501-MISSIONS-FOS	460,103	438,223
			FMSHRC	2501-MISSIONS-FOS	200,000	
			FPS	2501-MISSIONS-FOS	28,392,773	252,567
				2508-MISSIONS-DFA	700,000	35,231
			GSA	2501-MISSIONS-FOS	60,158,268	210,049
				2508-MISSIONS-DFA		
			HHS	2501-MISSIONS-FOS	2,695,000	
				2507-MISSIONS-TA	682,300	
				2508-MISSIONS-DFA	64,895,500	
			IAIP	2501-MISSIONS-FOS	214,000	
			ICE	2501-MISSIONS-FOS	5,012,200	266,152
			MSPB	2501-MISSIONS-FOS	2,000	
			NAR	2501-MISSIONS-FOS	25,000	
			NASA	2501-MISSIONS-FOS	400,000	
				2508-MISSIONS-DFA	50,000	
			NCPC	2501-MISSIONS-FOS	20,000	
			NCS	2501-MISSIONS-FOS	2,325,000	
				2508-MISSIONS-DFA		
			NCUA	2501-MISSIONS-FOS		
			NGA	2501-MISSIONS-FOS	100,000	
			NLRB	2501-MISSIONS-FOS	240,000	48,259
			NOAA	2501-MISSIONS-FOS		
			NPS	2507-MISSIONS-TA	157,000	
			NRC	2501-MISSIONS-FOS	200,000	
			NSF	2501-MISSIONS-FOS	200,000	
			OCFO	2501-MISSIONS-FOS	200,000	
			OPM	2501-MISSIONS-FOS	615,000	
			OSHA	2501-MISSIONS-FOS	21,100,000	
			OSLGCP	2501-MISSIONS-FOS	200,000	
			RRB	2501-MISSIONS-FOS	25,000	5,419
			S&T	2501-MISSIONS-FOS	100,000	
			SBA	2501-MISSIONS-FOS	200,000	
			SCS	2501-MISSIONS-FOS	11,800	
			SEC	2501-MISSIONS-FOS	2,000	
			SSA	2501-MISSIONS-FOS	1,025,000	79,582
			TREAS	2501-MISSIONS-FOS	1,820,650	31,218
			TSA	2501-MISSIONS-FOS	455,000	
			TVA	2501-MISSIONS-FOS	1,214,056	379,939
			USCG	2501-MISSIONS-FOS	13,970,000	
				2508-MISSIONS-DFA	30,000,000	
			USCIS	2501-MISSIONS-FOS	910,000	
			USDA	2501-MISSIONS-FOS	112,000	
				2507-MISSIONS-TA	12,500	
				2508-MISSIONS-DFA	1,200,000	
			USDJ	2501-MISSIONS-FOS	2,035,000	
				2508-MISSIONS-DFA	4,867,000	61,287
			USFS	2501-MISSIONS-FOS	8,495,000	

PROG CODE	STATE NAME	EVENT NAME	AGENCY	PROGRAM NAME	OBLIGATIONS	EXPENDITURES
				2507-MISSIONS-TA	50,000	
				2508-MISSIONS-DFA	5,500,000	
			USGS	2501-MISSIONS-FOS	125,300	
			USPC	2501-MISSIONS-FOS	4,697,217	546,985
			USPS	2501-MISSIONS-FOS	1,015,000	28,619
			USSS	2501-MISSIONS-FOS	8,800	
			VA	2501-MISSIONS-FOS	25,000	
1604DR Total					2,914,423,760	385,528,701
1605DR	ALABAMA	KATRINA	AID	2501-MISSIONS-FOS	40,000	2,827
			CNCS	2508-MISSIONS-DFA	500,000	
			COE-SAD	2501-MISSIONS-FOS	30,300,000	9,690,258
				2508-MISSIONS-DFA	151,000,000	51,280,277
			DHUD	2501-MISSIONS-FOS		
			DOD	2501-MISSIONS-FOS	2,510,000	
			DOE	2501-MISSIONS-FOS	10,000	
			DOS	2501-MISSIONS-FOS		
			DOT	2501-MISSIONS-FOS	24,010,000	6,292
			EPA	2501-MISSIONS-FOS	10,000	4,164
				2507-MISSIONS-TA	3,000,000	
				2508-MISSIONS-DFA	27,000,000	490,047
			FPS	2501-MISSIONS-FOS	5,452,500	54,485
			GSA	2501-MISSIONS-FOS	11,260,000	
			HHS	2501-MISSIONS-FOS	50,000	
				2508-MISSIONS-DFA		
			NCS	2501-MISSIONS-FOS	73,000	
			TREAS	2501-MISSIONS-FOS	180,000	30,496
			TVA	2501-MISSIONS-FOS	3,457,622	988,528
			USCG	2501-MISSIONS-FOS	2,275,000	
				2508-MISSIONS-DFA		
			USDA	2501-MISSIONS-FOS	20,000	
			USFS	2501-MISSIONS-FOS	1,260,000	
			USGS	2501-MISSIONS-FOS	70,500	
			USPS	2501-MISSIONS-FOS	1,000,000	17,319
1605DR Total					263,478,622	62,564,694
1606DR	TEXAS	RITA	ARC	2501-MISSIONS-FOS	30,000	
			BIA	2508-MISSIONS-DFA	317,600	
			CNCS	2508-MISSIONS-DFA	240,000	
			COE-SWD	2501-MISSIONS-FOS	41,595,000	3,245,353
				2507-MISSIONS-TA	100,000	7,204
				2508-MISSIONS-DFA	213,350,000	244,049
			DHUD	2501-MISSIONS-FOS	120,000	
			DOD	2501-MISSIONS-FOS	23,100,000	
				2508-MISSIONS-DFA	2,810,000	
			DOE	2501-MISSIONS-FOS	50,000	
			DOI	2501-MISSIONS-FOS	5,000	
			DOT	2501-MISSIONS-FOS	15,100,000	902,189
			EPA	2501-MISSIONS-FOS	10,000	
			FPS	2501-MISSIONS-FOS	6,110,000	
			GSA	2501-MISSIONS-FOS	30,000	
			HHS	2501-MISSIONS-FOS	23,000,000	
			NCS	2501-MISSIONS-FOS	340,000	
			NGA	2501-MISSIONS-FOS	690,000	
			NOAA	2501-MISSIONS-FOS	2,790,000	

PROG CODE	STATE NAME	EVENT NAME	AGENCY	PROGRAM NAME	OBLIGATIONS	EXPENDITURES
			TREAS	2501-MISSIONS-FOS	70,000	
			TVA	2501-MISSIONS-FOS	2,000,000	
			USCG	2501-MISSIONS-FOS	100,000	
				2508-MISSIONS-DFA	8,000,000	
			USDA	2501-MISSIONS-FOS	280,000	
				2508-MISSIONS-DFA	650,000	
			USFS	2501-MISSIONS-FOS	124,050,000	
			USGS	2501-MISSIONS-FOS	8,000	
			USPC	2501-MISSIONS-FOS	1,000,000	
			VA	2508-MISSIONS-DFA	10,000,000	
1606DR Total					475,945,600	4,398,796
1607DR	LOUISIANA	RITA	BUREC	2501-MISSIONS-FOS	1,000,000	
			CDC	2501-MISSIONS-FOS		
			COE-MVD	2501-MISSIONS-FOS	2,825,000	250,682
				2507-MISSIONS-TA	1,000,000	57,353
				2508-MISSIONS-DFA	380,500,000	50,873,602
			DOD	2501-MISSIONS-FOS		
				2508-MISSIONS-DFA	11,000,000	
			DOT	2501-MISSIONS-FOS	25,110,000	722,184
				2508-MISSIONS-DFA	10,000,000	143,373
			EPA	2508-MISSIONS-DFA	39,500,000	
			FPS	2501-MISSIONS-FOS	5,000,000	
			GSA	2501-MISSIONS-FOS	500,000	
			HHS	2508-MISSIONS-DFA	20,100,000	
			NCS	2501-MISSIONS-FOS	5,002,685	
			TREAS	2501-MISSIONS-FOS	10,000	
			USCG	2508-MISSIONS-DFA	18,400,000	
			USDA	2508-MISSIONS-DFA	5,500,000	
			USFS	2508-MISSIONS-DFA	35,000,000	
			USGS	2508-MISSIONS-DFA	36,000	
1607DR Total					560,483,685	52,047,193
1609DR	FLORIDA	WILMA	CIA	2501-MISSIONS-FOS	200,000	
			CNCS	2508-MISSIONS-DFA	1,250,000	
			COE-SAD	2501-MISSIONS-FOS	70,822,000	6,587,108
				2507-MISSIONS-TA	600,000	13,795
				2508-MISSIONS-DFA	222,350,000	733,254
			DOC	2501-MISSIONS-FOS	200,000	
			DOD	2501-MISSIONS-FOS	2,650,000	
				2508-MISSIONS-DFA	900,000	
			DOE	2501-MISSIONS-FOS	55,000	
			DOI	2508-MISSIONS-DFA	28,384	
			DOT	2501-MISSIONS-FOS	20,083,000	44,306
			EPA	2501-MISSIONS-FOS	40,000	
				2507-MISSIONS-TA	100,000	
				2508-MISSIONS-DFA	300,000	
			FPS	2501-MISSIONS-FOS	30,371,512	
				2508-MISSIONS-DFA	150,000	
			GSA	2501-MISSIONS-FOS	130,000	3,334
			HHS	2501-MISSIONS-FOS	1,230,000	
				2508-MISSIONS-DFA	8,165,000	
			NCS	2501-MISSIONS-FOS	40,000	
				2508-MISSIONS-DFA		
			NOAA	2508-MISSIONS-DFA	115,000	

PROG CODE	STATE NAME	EVENT NAME	AGENCY	PROGRAM NAME	OBLIGATIONS	EXPENDITURES
			NPS	2501-MISSIONS-FOS		
			SSA	2501-MISSIONS-FOS	200,000	
			USCG	2501-MISSIONS-FOS	50,000	
				2508-MISSIONS-DFA	70,000	
			USDA	2501-MISSIONS-FOS	330,000	
			USDJ	2501-MISSIONS-FOS	45,000	
			USFS	2501-MISSIONS-FOS	5,580,000	
			USFWS	2501-MISSIONS-FOS		
			USGS	2501-MISSIONS-FOS	2,500	
1609DR Total					366,057,396	7,381,798
3212EM	LOUISIANA	KATRINA	DOD	2501-MISSIONS-FOS	250,000	
			DOT	2501-MISSIONS-FOS	6,120,000	80,590
			GSA	2501-MISSIONS-FOS		
				2508-MISSIONS-DFA	1,500,000	
			NCS	2501-MISSIONS-FOS		
3212EM Total					7,870,000	80,590
3213EM	MISSISSIPPI	KATRINA	COE-MVD	2501-MISSIONS-FOS	160,561	56,405
			COE-SAD	2501-MISSIONS-FOS		
			DOD	2501-MISSIONS-FOS	10,000	8,103
			DOE	2501-MISSIONS-FOS	20,000	
			DOT	2501-MISSIONS-FOS	35,000	16,074
			EPA	2501-MISSIONS-FOS	10,000	6,189
			FPS	2501-MISSIONS-FOS	188,608	
			GSA	2501-MISSIONS-FOS	1,760,000	
			HHS	2501-MISSIONS-FOS	50,000	
			NCS	2501-MISSIONS-FOS	10,000	
			TVA	2501-MISSIONS-FOS	288,000	
			USDA	2501-MISSIONS-FOS	20,000	
			USFS	2501-MISSIONS-FOS	60,288	
3213EM Total					2,612,457	86,770
3214EM	ALABAMA	KATRINA	APHIS	2501-MISSIONS-FOS		
			COE-SAD	2501-MISSIONS-FOS		
			DOD	2501-MISSIONS-FOS		
			DOE	2501-MISSIONS-FOS		
			DOT	2501-MISSIONS-FOS		
			EPA	2501-MISSIONS-FOS		
				2507-MISSIONS-TA		
			FPS	2501-MISSIONS-FOS	31,478	
			GSA	2501-MISSIONS-FOS		
			HHS	2501-MISSIONS-FOS		
			NCS	2501-MISSIONS-FOS		
			TVA	2501-MISSIONS-FOS		
			USCG	2501-MISSIONS-FOS		
			USDA	2501-MISSIONS-FOS		
			USFS	2501-MISSIONS-FOS		
3214EM Total					31,478	
3215EM	ARKANSAS	KATRINA	DOT	2501-MISSIONS-FOS	50,000	
				2508-MISSIONS-DFA	500,000	
			FPS	2501-MISSIONS-FOS	345,000	
			GSA	2501-MISSIONS-FOS	60,000	7,452
			HHS	2501-MISSIONS-FOS	10,000	
				2508-MISSIONS-DFA	3,000,000	
3215EM Total					3,965,000	7,452

PROG CODE	STATE NAME	EVENT NAME	AGENCY	PROGRAM NAME	OBLIGATIONS	EXPENDITURES
3216EM	TEXAS	KATRINA	CDC	2508-MISSIONS-DFA	2,675,000	
			DHUD	2501-MISSIONS-FOS	100,000	
			DOD	2501-MISSIONS-FOS	20,000	
				2508-MISSIONS-DFA		
			DOED	2501-MISSIONS-FOS	25,000	
			DOT	2501-MISSIONS-FOS	4,000,000	
				2508-MISSIONS-DFA	2,500,000	
			FPS	2501-MISSIONS-FOS	6,000,000	
			GSA	2501-MISSIONS-FOS	285,000	7,872
			HHS	2501-MISSIONS-FOS	80,000	
				2508-MISSIONS-DFA	10,050,000	
			ICE	2501-MISSIONS-FOS	500,000	
			TVA	2501-MISSIONS-FOS	890,000	
USFS	2501-MISSIONS-FOS	5,000				
	2508-MISSIONS-DFA	22,500,000				
USGS	2508-MISSIONS-DFA	15,000				
3216EM Total					49,645,000	7,872
3217EM	TENNESSEE	KATRINA	HHS	2501-MISSIONS-FOS	2,000	
				2507-MISSIONS-TA	5,000	
			USDA	2501-MISSIONS-FOS		
3217EM Total					7,000	
3218EM	GEORGIA	KATRINA	HHS	2501-MISSIONS-FOS	52,000	
				2501-MISSIONS-FOS		
			USDA	2501-MISSIONS-FOS		
3218EM Total					52,000	
3222EM	NORTH CAROLINA	KATRINA	HHS	2501-MISSIONS-FOS	2,000	
				2501-MISSIONS-FOS		
			USDA	2501-MISSIONS-FOS		
3222EM Total					2,000	
3223EM	UTAH	KATRINA	GSA	2508-MISSIONS-DFA	5,000	
3223EM Total					5,000	
3224EM	COLORADO	KATRINA	GSA	2501-MISSIONS-FOS		
3224EM Total						
3231EM	KENTUCKY	KATRINA	HHS	2501-MISSIONS-FOS	2,000	

PROG CODE	STATE NAME	EVENT NAME	AGENCY	PROGRAM NAME	OBLIGATIONS	EXPENDITURES
			USDA	2501-MISSIONS-FOS		
3231EM Total					2,000	
3232EM	MISSOURI	KATRINA	ARC	2501-MISSIONS-FOS	5,000	
3232EM Total					5,000	
3233EM	SOUTH CAROLINA	KATRINA	HHS	2501-MISSIONS-FOS	2,000	
			USDA	2501-MISSIONS-FOS		
3233EM Total					2,000	
3237EM	ALABAMA	KATRINA	HHS	2508-MISSIONS-DFA	1,000,000	
3237EM Total					1,000,000	
3241EM	ARIZONA	KATRINA	USFS	2501-MISSIONS-FOS	2,000,000	181
3241EM Total					2,000,000	181
3259EM	FLORIDA	RITA	APHIS	2501-MISSIONS-FOS	10,000	
				2508-MISSIONS-DFA	10,000	
			COE-NAD	2501-MISSIONS-FOS		
			COE-SAD	2501-MISSIONS-FOS	155,000	22,495
			DOD	2501-MISSIONS-FOS	255,000	
			DOE	2501-MISSIONS-FOS	10,000	
			DOT	2501-MISSIONS-FOS	10,000	
			EPA	2501-MISSIONS-FOS	10,000	
			FPS	2501-MISSIONS-FOS	10,000	
			GSA	2501-MISSIONS-FOS		
			HHS	2501-MISSIONS-FOS	10,000	
			NCS	2501-MISSIONS-FOS	10,000	
			USCG	2501-MISSIONS-FOS	16,000	
			USDA	2501-MISSIONS-FOS	10,000	
			USFS	2501-MISSIONS-FOS	730,000	
3259EM Total					1,246,000	22,495
3260EM	LOUISIANA	RITA	COE-MVD	2508-MISSIONS-DFA		
			DOD	2501-MISSIONS-FOS		
				2508-MISSIONS-DFA		
			DOT	2508-MISSIONS-DFA		
			EPA	2501-MISSIONS-FOS	25,000	
			FPS	2501-MISSIONS-FOS	125,000	
				2508-MISSIONS-DFA	100,000	
			HHS	2508-MISSIONS-DFA		
			USCG	2501-MISSIONS-FOS	25,000	
3260EM Total					275,000	
3261EM	TEXAS	RITA	ARC	2501-MISSIONS-FOS	10,000	
			CBP	2501-MISSIONS-FOS	12,000,000	
			COE-SWD	2501-MISSIONS-FOS	5,590,000	14,958
				2508-MISSIONS-DFA	5,000,000	
			DOD	2501-MISSIONS-FOS	11,315,000	
			DOT	2501-MISSIONS-FOS	16,800,000	
			EPA	2501-MISSIONS-FOS	5,000,000	
			FPS	2501-MISSIONS-FOS	100,000	
			GSA	2501-MISSIONS-FOS	10,000	
			HHS	2501-MISSIONS-FOS	40,180,000	
			NCS	2501-MISSIONS-FOS	510,000	
			USCG	2501-MISSIONS-FOS	322,000	
			USDA	2501-MISSIONS-FOS	30,000	
			USFS	2501-MISSIONS-FOS	21,125,000	
3261EM Total					117,992,000	14,958
Grand Total					8,497,441,775	660,769,453

FINANCIAL INFORMATION TOOL

**SUMMARY OF ALL PUBLIC ASSISTANCE OBLIGATIONS FOR
NEW ORLEANS METROPOLITAN STATISTICAL AREA ONLY**

AS OF 03-20-2006

PROGRAM CODE	PROGRAM NAME	VENDOR COUNTY	NEMIS APPROVED OBLIGATIONS
Katrina	416X-PUBLIC ASSISTANCE	Jefferson	111,706,964.23
		Orleans	251,982,447.40
		Plaquemines	68,962,159.46
		St. Bernard	196,245,899.25
		St. Charles	19,819,376.39
		St. James	1,702,924.97
		St. John the Baptist	2,605,233.06
		St. Tammany	187,565,317.35
		Total	840,590,322.11
Rita	416X-PUBLIC ASSISTANCE	Jefferson	482,904.85
		Orleans	29,745.67
		Plaquemines	11,930.11
		St. Bernard	20,495.97
		St. Charles	288,952.41
		St. James	2,012.25
		Total	836,041.26
		GRAND TOTAL	

FINANCIAL INFORMATION TOOL

PUBLIC ASSISTANCE OBLIGATIONS FOR NEW ORLEANS METROPOLITAN STATISTICAL AREA ONLY

AS OF 03-20-2006

PROGRAM NAME	PROGRAM CATEGORY	VENDOR COUNTY	NEMIS APPROVED OBLIGATIONS		
			KATRINA	RITA	GRAND TOTAL
			1603DR	1607DR	
416X-PUBLIC ASSISTANCE	416X-A DEBRIS REMOVAL	Jefferson	78,997,000.42	204,274.13	79,201,274.55
		Orleans	11,768,225.89		11,768,225.89
		Plaquemines	15,224,483.79		15,224,483.79
		St. Bernard	99,068,485.29		99,068,485.29
		St. Charles	802,365.67		802,365.67
		St. James	444,231.01		444,231.01
		St. John the Baptist	378,876.83		378,876.83
		St. Tammany	163,591,861.58		163,591,861.58
		Total	370,275,530.48	204,274.13	370,479,804.61
	416X-B PROTECTIVE MEASURES	Jefferson	30,343,119.44	278,630.72	30,621,750.16
		Orleans	140,028,286.97	29,745.67	140,058,032.64
		Plaquemines	23,781,760.36	11,930.11	23,793,690.47
		St. Bernard	67,850,661.37	20,495.97	67,871,157.34
		St. Charles	17,610,991.26	288,952.41	17,899,943.67
		St. James	985,107.66	2,012.25	987,119.91
		St. John the Baptist	1,898,610.23		1,898,610.23
		St. Tammany	17,706,246.64		17,706,246.64
		Total	300,204,783.93	631,767.13	300,836,551.06
	416X-C ROADS & BRIDGES	Jefferson	0.00		0.00
		Orleans	1,816,801.20		1,816,801.20
		Plaquemines	538,043.29		538,043.29
		St. Bernard	2,535,844.54		2,535,844.54
		St. John the Baptist	99,803.93		99,803.93
		St. Tammany	1,613,741.99		1,613,741.99
	Total	6,604,234.95		6,604,234.95	
	416X-D WATER CONTROL FACILITIES	Jefferson	103,273.15		103,273.15
		Plaquemines	643,552.20		643,552.20
		St. Bernard	97,750.29		97,750.29
		St. Tammany	766,190.07		766,190.07
		Total	1,610,765.71		1,610,765.71
	416X-E PUBLIC BUILDINGS	Jefferson	1,817,276.44		1,817,276.44
		Orleans	34,148,825.33		34,148,825.33
		Plaquemines	24,800,067.67		24,800,067.67
		St. Bernard	22,642,378.83		22,642,378.83
		St. Charles	1,378,159.81		1,378,159.81
		St. James	140,850.92		140,850.92
		St. John the Baptist	221,455.08		221,455.08
		St. Tammany	1,880,427.72		1,880,427.72
	Total	87,029,441.80		87,029,441.80	
	416X-F PUBLIC UTILITIES	Jefferson	17,706.02		17,706.02
		Orleans	58,098,736.41		58,098,736.41
		St. Bernard	1,085,427.14		1,085,427.14
		St. Charles	23,485.18		23,485.18
		St. James	37,419.16		37,419.16
		St. Tammany	1,794,608.35		1,794,608.35
	Total	61,057,382.26		61,057,382.26	
	416X-G RECREATIONAL/OTHER	Jefferson	428,588.76		428,588.76
Orleans		6,121,571.60		6,121,571.60	
Plaquemines		3,974,252.15		3,974,252.15	
St. Bernard		2,965,351.79		2,965,351.79	
St. Charles		4,374.47		4,374.47	
St. James		95,316.22		95,316.22	
St. John the Baptist		6,486.99		6,486.99	
St. Tammany		212,241.00		212,241.00	
Total	13,808,182.98		13,808,182.98		
Grand Total		840,590,322.11	836,041.26	841,426,363.37	

DISASTER RELIEF Terms Used

Direct/Support: Direct disaster programs provide resources to specifically address the short-, medium-, and long-term consequences of an event on both individuals and communities for declared disasters, emergencies, and fire management assistance grants. Direct costs also support pre-declaration activity (e.g., pre-positioning equipment and people before a hurricane strikes). Disaster support programs allow the Federal Emergency Management Agency (FEMA) to maintain critical, ongoing disaster operations and support infrastructure that supports the timely delivery of all of FEMA's disaster assistance programs. These resources provide for disaster-related support activities, which encompass ongoing operational capabilities that are not readily attributable to any one specific declared disaster.

Allocations: Funds set aside for declarations based on estimated needs for the next 30 days or less.

Commitments: Funds reserved in financial system based on specific requisitions in anticipation of their obligation.

Obligations: Obligations are recorded against allocated funds when contracts are signed, grants awarded, trips taken, mission assignments signed, etc.

Mission Assignments: Through Mission Assignments, FEMA tasks and reimburses Other Federal Agencies (OFAs) for providing services under the Stafford Act. These Mission Assignments fall into three categories:

- *Technical Assistance (TA):* OFAs provide expertise to States; 100% Federally funded; No State cost share
- *Direct Federal Assistance (DFA):* Requested by State; subject to State cost share (unless waived in response timeframe); Goods and services provided to the State to save lives and protect property
- *Federal Operations Support (FOS):* 100% Federally funded; No State cost share; Fed to Fed field operations support. This category reflects agreements with Federal agencies to perform services such as providing search and rescue operations, health and medical support, assisting with disease prevention and control, transportation of disaster victims, and delivery of food, water and other essential commodities to disaster victims.

Human Services Categories:

- *Unemployment:* Disaster Unemployment Assistance for individuals who lose their job as a result of a Presidentially-declared disaster and are not covered by regular unemployment insurance.

- *Crisis Counseling*: Short-term services, provided by FEMA as supplemental funds granted to State and local mental health agencies, available to eligible survivors of Presidentially-declared major disasters.
- *Legal Services*: Legal advice for low income individuals regarding cases that will not produce a fee, provided by The Young Lawyers Division of the American Bar Association, through an agreement with FEMA.
- *Inspections*: Inspections to assess disaster damage.
- *Other Needs Assistance*: Medical, dental, funeral cost, transportation cost and other disaster-related needs within a total cap for Individual Assistance of \$26,200 per individual or household.
- *Housing Assistance*: Lodging expenses reimbursement (for a hotel or motel), rental assistance, home repair cash grant and home replacement cash grants within a total cap for Individual Assistance of \$26,200 per individual or household.

Mitigation:

- *Hazard Mitigation*: Long-term hazard mitigation measures after a major disaster declaration. The purpose of the program is to reduce the loss of life and property due to natural disasters and to enable mitigation measures to be implemented during the immediate recovery from a disaster.