

**Department of Homeland Security - Federal Emergency Management Agency
Weekly Disaster Relief Finance (DRF) Report**

3-22-2006

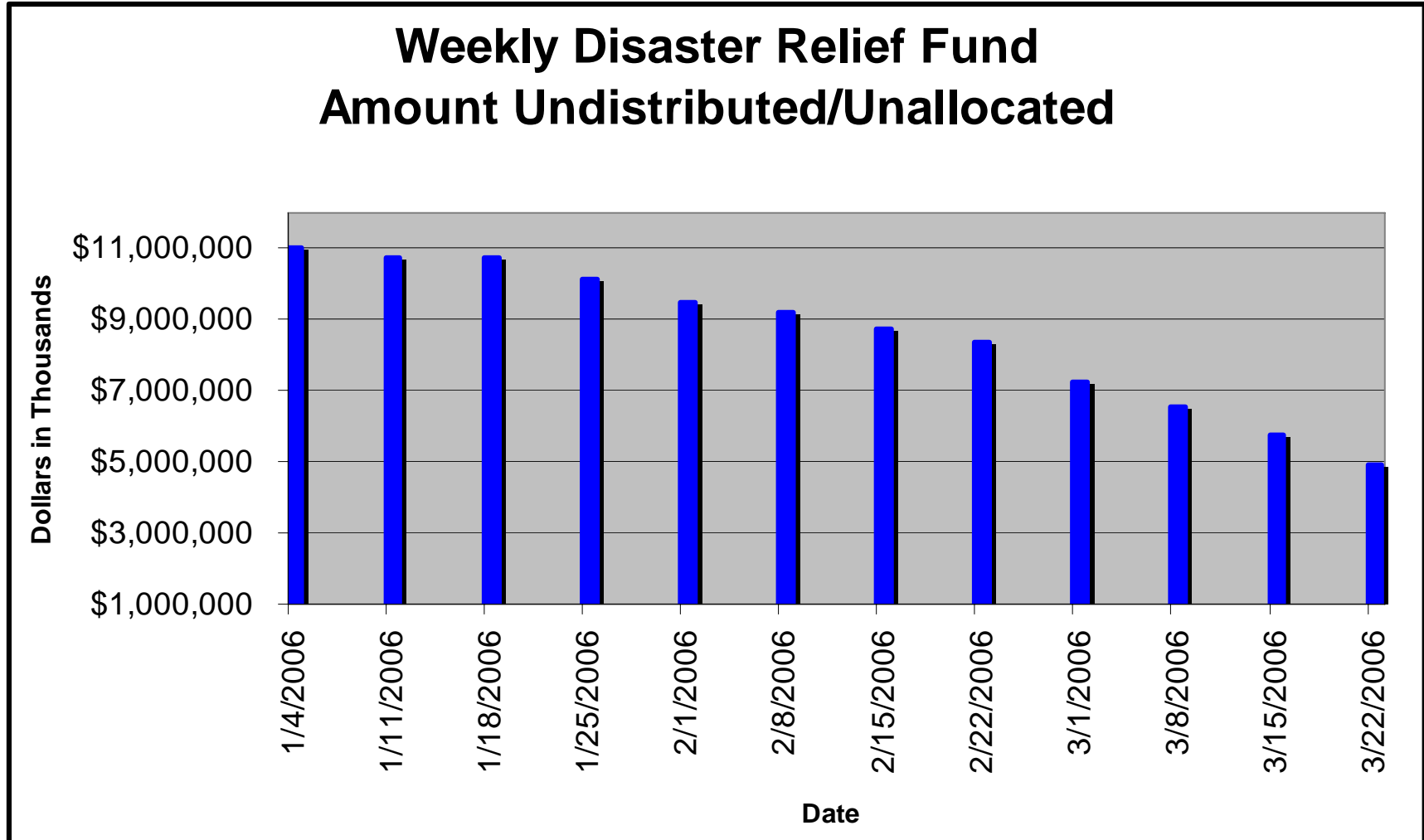
Congressional Weekly Report

TABLE OF CONTENTS

| File | Title of File | Description | Page Numbers |
|-------------|--------------------------------------|--|---------------------|
| Intro. | Graphical Representations | Graphic Analysis: <ul style="list-style-type: none"> ▪ DRF Amount Undistributed ▪ Allocations and Obligations for Katrina ▪ Katrina, Rita and Wilma Allocations, Obligations and Expenditures ▪ Manufactured Housing | 2 |
| | | | 3 |
| | | | 4 |
| | | | 5 |
| 2 | Disaster Relief Fund – Status Report | Status of the Disaster Relief Fund | 6-7 |
| 3 | National Flood Insurance Data | Flood Insurance Claims made to Feds, by State; Homes Damaged without Flood Insurance, by State; Households Individual Claim Fully Paid, by State | 8 |
| 4 | Housing Data | Hotel and Manufactured Housing Information | 9-10 |
| 5 | Katrina, Rita and Wilma Declarations | Declarations by Major Object Class, Declarations by Program Area and Mission Assignments | 11-21 |
| | | Vendor Details; Credit Card data; Obligations greater than \$50,000,000; Declarations; Missions Details; New Orleans data | 22-81 |
| 6 | Disaster Relief Terms | Definitions | 82-83 |

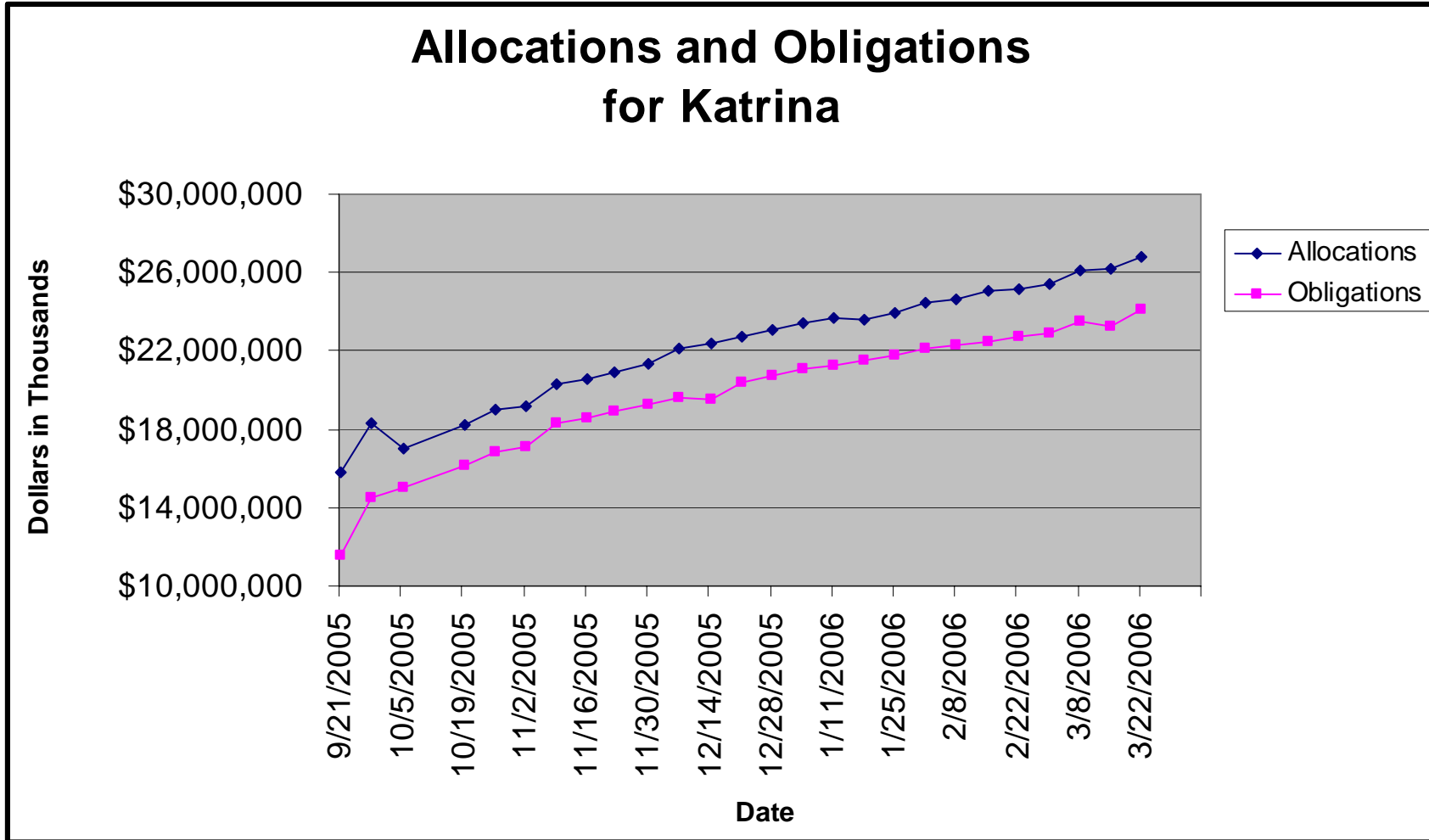
FEDERAL EMERGENCY MANAGEMENT AGENCY
DISASTER RELIEF FUND

As of 03/22/06



FEDERAL EMERGENCY MANAGEMENT AGENCY
DISASTER RELIEF FUND

As of 03/22/06



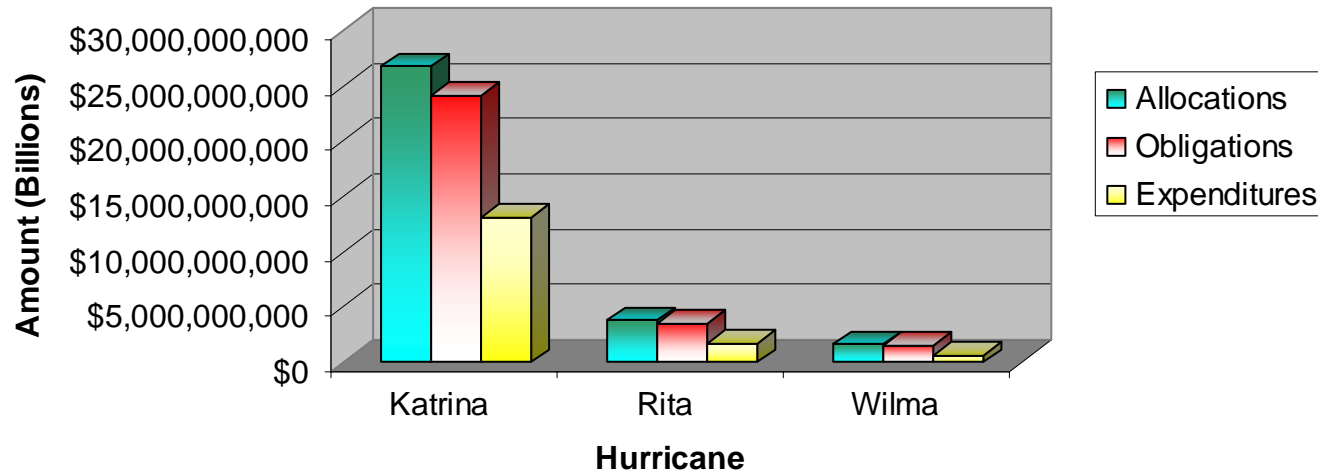
**FEDERAL EMERGENCY MANAGEMENT AGENCY
DISASTER RELIEF FUND**

As of 03/22/06

**Katrina, Rita and Wilma
Allocations, Obligations and Expenditures**

| | Katrina | Rita | Wilma | Totals |
|---------------------|----------------|---------------|---------------|-----------------------|
| Allocations | 26,798,743,914 | 3,831,107,521 | 1,627,194,772 | 32,257,046,207 |
| Obligations | 24,127,342,211 | 3,530,137,211 | 1,560,580,828 | 29,218,060,249 |
| Expenditures | 13,087,625,869 | 1,696,841,482 | 594,186,293 | 15,378,653,644 |

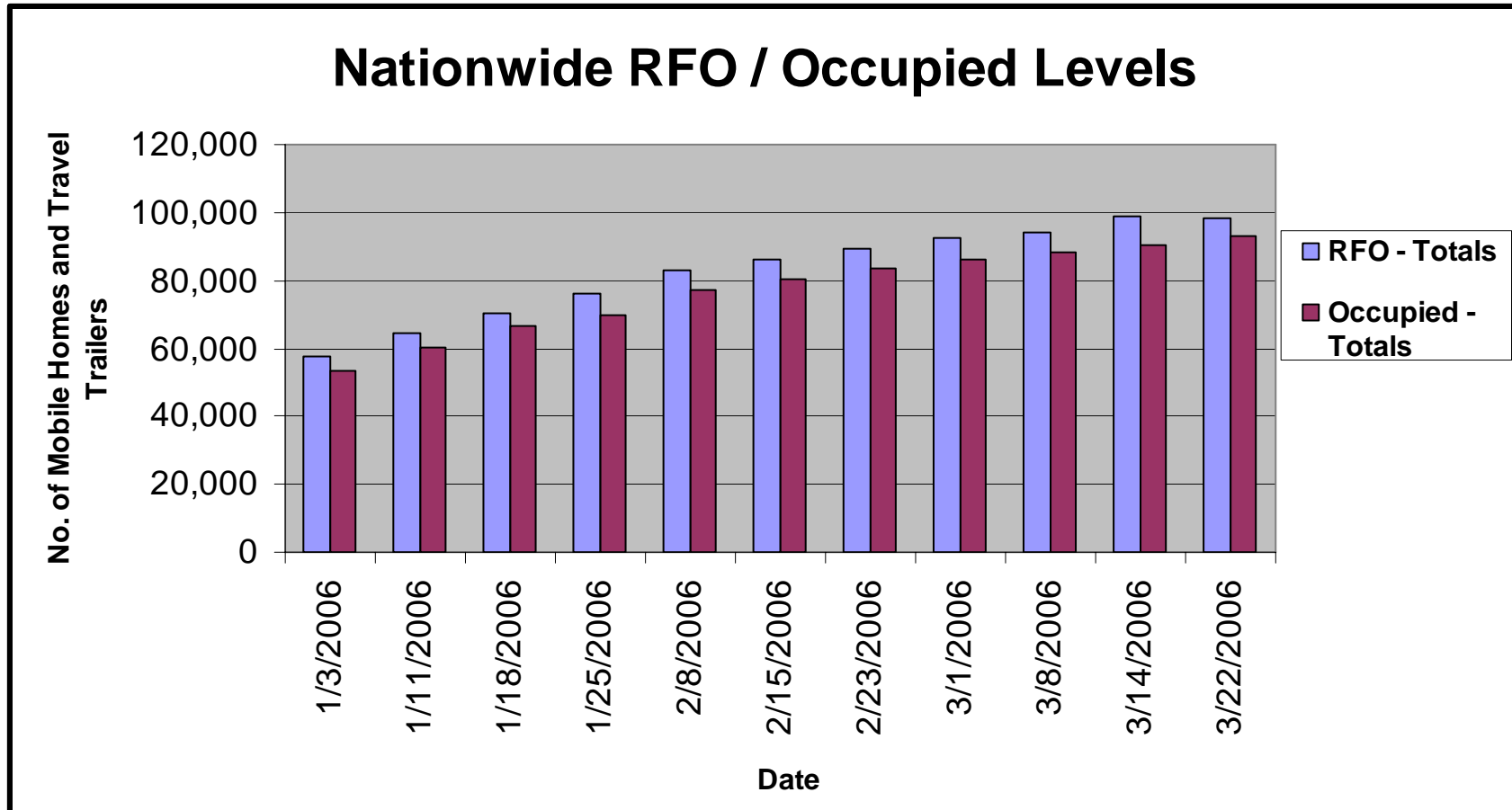
**Allocations, Obligation and Expenditures for
Katrina, Rita and Wilma**



FEDERAL EMERGENCY MANAGEMENT AGENCY
DISASTER RELIEF FUND

As of 03/21/06

Manufactured Housing Data
Mobile Homes and Travel Trailers Ready for Occupation (RFO) and Occupied



HOMELAND SECURITY - FEDERAL EMERGENCY MANAGEMENT AGENCY
DISASTER RELIEF FUND - FY-2006 ACTIVITY
Dollars in Thousands
As of 03/22/06

Status of the Disaster Relief Fund

| | <u>Direct/Support</u> | <u>Change Since Last Report</u> |
|--|-----------------------|---------------------------------|
| Status of Obligations: | | |
| FY 2005 APPROPRIATION AVAILABLE: | 69,687,736 | 0 |
| FY 2005 OBLIGATIONS (net of recoveries): | 23,158,726 | 0 |
| FY 2005 UNOBLIGATED BALANCE: | 46,529,010 | 0 |
| | | |
| FY 2006 APPROPRIATION AVAILABLE: | 24,595,556 | 0 |
| TOTAL OBLIGATIONS FY 2006 (net): | 15,100,844 | 1,084,563 |
| Obligations-FY '05 Recoveries: | 1,188,047 | 0 |
| Less: TOTAL OBLIGATIONS FY 2006 (gross): | 16,288,891 | 1,084,563 |
| UNOBLIGATED BALANCE: | 8,306,665 | (1,084,563) |
| | | |
| Status of Commitments: | | |
| Less: TOTAL COMMITMENTS: | 19,192,190 | 1,071,787 |
| UNCOMMITTED BALANCE: | 5,403,366 | (1,071,787) |
| | | |
| Status of Allocations: | | |
| FUNDS ALLOCATED FY 2005: | 23,158,726 | 0 |
| FUNDS ALLOCATED FY 2006: | 19,700,769 | 872,381 |
| Less: TOTAL OBLIGATIONS FY 2006 (gross): | 16,288,891 | 1,084,563 |
| UNOBLIGATED ALLOCATION: | 3,411,878 | (212,182) |
| Amount Undistributed/Unallocated: | 4,894,787 | (872,381) |

¹ Includes the rescission of \$23,409,300,000, transfer of \$752,500,000 to the Disaster Assistance Direct Loan Program Account, recoveries of \$1,188,047,000, the addition of the FY 2006 annual appropriation of \$1,752,300,000, and the transfer of \$712,000,000 to the Small Business Administration for the Disaster Loan Program Account.

HOMELAND SECURITY - FEDERAL EMERGENCY MANAGEMENT AGENCY
DISASTER RELIEF FUND
Dollars in Thousands
As of 03/22/06

Status of the Katrina Disaster Relief Funds

| | <u>Direct/Support</u> | <u>Change Since Last Report</u> |
|----------------------------------|-----------------------|---------------------------------|
| Status of Allocations: | | |
| FUNDS ALLOCATED: | 26,798,744 | 643,986 |
| Less: TOTAL OBLIGATIONS (gross): | 24,127,342 | 906,927 |
| UNOBLIGATED ALLOCATION: | 2,671,402 | (262,941) |
| Status of Obligations: | | |
| TOTAL OBLIGATIONS (gross): | 24,127,342 | 906,927 |

Status of the Rita Disaster Relief Funds

| | <u>Direct/Support</u> | <u>Change Since Last Report</u> |
|----------------------------------|-----------------------|---------------------------------|
| Status of Allocations: | | |
| FUNDS ALLOCATED: | 3,831,108 | 37,450 |
| Less: TOTAL OBLIGATIONS (gross): | 3,530,137 | 28,983 |
| UNOBLIGATED ALLOCATION: | 300,970 | 8,466 |
| Status of Obligations: | | |
| TOTAL OBLIGATIONS (gross): | 3,530,137 | 28,983 |

Status of the Wilma Disaster Relief Funds

| | <u>Direct/Support</u> | <u>Change Since Last Report</u> |
|----------------------------------|-----------------------|---------------------------------|
| Status of Allocations: | | |
| FUNDS ALLOCATED: | 1,627,195 | -11,000 |
| Less: TOTAL OBLIGATIONS (gross): | 1,560,581 | 40,368 |
| UNOBLIGATED ALLOCATION: | 66,614 | (51,368) |
| Status of Obligations: | | |
| TOTAL OBLIGATIONS (gross): | 1,560,581 | 40,368 |

| Disaster Relief Fund: Details by Disaster Declaration (Katrina) | | | | | | |
|--|-------------------|--------|--|--------------------|--------------------|--------------------|
| Hurricane Katrina | | | | Allocations | Obligations | Unobligated |
| Florida | Declared 8/28/05 | 1602DR | | 186,367 | 181,604 | 4,764 |
| Louisiana | Declared 8/27/05 | 3212EM | | 12,508 | 12,508 | 0 |
| Louisiana | Declared 8/28/05 | 1603DR | | 16,259,885 | 14,532,204 | 1,727,681 |
| Subtotal, LA | | | | 16,272,393 | 14,544,712 | 1,727,681 |
| Mississippi | Declared 8/28/05 | 3213EM | | 2,623 | 2,623 | 0 |
| Mississippi | Declared 8/28/05 | 1604DR | | 7,981,523 | 7,201,506 | 780,017 |
| Subtotal, MS | | | | 7,984,146 | 7,204,129 | 780,017 |
| Alabama | Declared 8/28/05 | 3214EM | | 84 | 84 | 0 |
| Alabama | Declared 8/28/05 | 1605DR | | 1,677,652 | 1,598,350 | 79,302 |
| Subtotal, AL | | | | 1,677,737 | 1,598,435 | 79,302 |
| Evacuations | | | | | | |
| Arkansas | Declared 9/02/05 | 3215EM | | 46,014 | 43,384 | 2,630 |
| Texas | Declared 9/02/05 | 3216EM | | 473,363 | 428,029 | 45,334 |
| Tennessee | Declared 9/05/05 | 3217EM | | 29,090 | 26,804 | 2,287 |
| Georgia | Declared 9/05/05 | 3218EM | | 20,492 | 19,761 | 731 |
| Oklahoma | Declared 9/05/05 | 3219EM | | 7,212 | 6,440 | 772 |
| Florida | Declared 9/05/05 | 3220EM | | 9,202 | 7,848 | 1,354 |
| West Virginia | Declared 9/05/05 | 3221EM | | 310 | 290 | 20 |
| North Carolina | Declared 9/05/05 | 3222EM | | 2,002 | 1,971 | 31 |
| Utah | Declared 9/05/05 | 3223EM | | 1,115 | 1,093 | 22 |
| Colorado | Declared 9/05/05 | 3224EM | | 12,228 | 12,174 | 54 |
| Michigan | Declared 9/07/05 | 3225EM | | 1,502 | 1,222 | 281 |
| District of Columbia | Declared 9/07/05 | 3226EM | | 622 | 542 | 80 |
| Washington | Declared 9/07/05 | 3227EM | | 3,201 | 3,118 | 83 |
| Oregon | Declared 9/07/05 | 3228EM | | 2,092 | 2,085 | 7 |
| New Mexico | Declared 9/07/05 | 3229EM | | 2,246 | 869 | 1,378 |
| Illinois | Declared 9/07/05 | 3230EM | | 2,682 | 937 | 1,746 |
| Kentucky | Declared 9/10/05 | 3231EM | | 4,022 | 3,934 | 88 |
| Missouri | Declared 9/10/05 | 3232EM | | 2,841 | 763 | 2,077 |
| South Carolina | Declared 9/10/05 | 3233EM | | 3,672 | 3,321 | 351 |
| South Dakota | Declared 9/10/05 | 3234EM | | 344 | 322 | 23 |
| Pennsylvania | Declared 9/10/05 | 3235EM | | 2,255 | 2,084 | 171 |
| Kansas | Declared 9/10/05 | 3236EM | | 217 | 191 | 26 |
| Alabama | Declared 9/10/05 | 3237EM | | 3,500 | 2,016 | 1,484 |
| Indiana | Declared 9/10/05 | 3238EM | | 4,201 | 3,842 | 359 |
| Iowa | Declared 9/10/05 | 3239EM | | 289 | 278 | 11 |
| Virginia | Declared 9/12/05 | 3240EM | | 588 | 542 | 46 |
| Arizona | Declared 9/12/05 | 3241EM | | 5,914 | 5,813 | 102 |
| Minnesota | Declared 9/13/05 | 3242EM | | 15,074 | 3,500 | 11,575 |
| Nevada | Declared 9/13/05 | 3243EM | | 1,341 | 807 | 534 |
| Idaho | Declared 9/13/05 | 3244EM | | 620 | 594 | 26 |
| Nebraska | Declared 9/13/05 | 3245EM | | 267 | 265 | 1 |
| Connecticut | Declared 9/13/05 | 3246EM | | 1,063 | 385 | 678 |
| North Dakota | Declared 9/13/05 | 3247EM | | 88 | 68 | 20 |
| California | Declared 9/13/05 | 3248EM | | 968 | 576 | 392 |
| Wisconsin | Declared 9/13/05 | 3249EM | | 3,576 | 2,890 | 686 |
| Ohio | Declared 9/13/05 | 3250EM | | 2,594 | 2,174 | 419 |
| Maryland | Declared 9/13/05 | 3251EM | | 3,106 | 821 | 2,285 |
| Massachusetts | Declared 9/13/05 | 3252EM | | 4,419 | 3,923 | 496 |
| Montana | Declared 9/13/05 | 3253EM | | 489 | 475 | 14 |
| Rhode Island | Declared 9/19/05 | 3255EM | | 1,537 | 904 | 633 |
| Maine | Declared 9/19/05 | 3256EM | | 106 | 54 | 52 |
| New Jersey | Declared 9/19/05 | 3257EM | | 160 | 144 | 16 |
| New Hampshire | Declared 9/19/05 | 3258EM | | 106 | 6 | 100 |
| New York | Declared 9/30/05 | 3262EM | | 1,293 | 1,177 | 115 |
| Delaware | Declared 9/30/05 | 3263EM | | 74 | 26 | 48 |
| Subtotal, Evacuations | | | | 678,101 | 598,463 | 79,638 |
| Total, Katrina | | | | 26,798,744 | 24,127,342 | 2,671,402 |
| Disaster Relief Fund: Details by Disaster Declaration (Rita) | | | | | | |
| Hurricane Rita | | | | Allocations | Obligations | Unobligated |
| Florida | Declared 9/20/05 | 3259EM | | 10,046 | 9,936 | 110 |
| Louisiana | Declared 9/21/05 | 3260EM | | 1,275 | 1,275 | 0 |
| Louisiana | Declared 9/24/05 | 1607DR | | 1,659,576 | 1,549,230 | 110,346 |
| Subtotal, Louisiana | | | | 1,660,851 | 1,550,505 | 110,346 |
| Texas | Declared 9/21/05 | 3261EM | | 130,301 | 130,252 | 49 |
| Texas | Declared 9/24/05 | 1606DR | | 2,029,910 | 1,839,445 | 190,465 |
| Subtotal, Texas | | | | 2,160,211 | 1,969,697 | 190,514 |
| Total, Rita | | | | 3,831,108 | 3,530,137 | 300,970 |
| Disaster Relief Fund: Details by Disaster Declaration (Wilma) | | | | | | |
| Hurricane Wilma | | | | Allocations | Obligations | Unobligated |
| Florida | Declared 10/24/05 | 1609DR | | 1,627,195 | 1,560,581 | 66,614 |
| Subtotal, FL | | | | 1,627,195 | 1,560,581 | 66,614 |
| Total, Wilma | | | | 1,627,195 | 1,560,581 | 66,614 |

National Flood Insurance Program Data for Hurricanes Katrina and Rita

As of 3/21/06

Number of Flood Insurance Claims Made to Feds, by State*

| State and Disaster Number | No. of Losses Received |
|---------------------------|------------------------|
| Florida, DR-1602 | 9,081 |
| Louisiana, DR-1603 | 177,404 |
| Mississippi, DR-1604 | 18,945 |
| Alabama, DR-1605 | 5,683 |
| Texas, DR-1606 | 3,850 |
| Louisiana, DR-1607 | 10,495 |
| TOTAL | 225,458 |

*The data above is gathered through telephone surveys of NFIP Write Your Own companies and represents the best available information. These numbers should be regarded as preliminary estimates.

As of 2/27/06

Number of Homes Damaged Without Flood Insurance, by State**

| State and Disaster Number | Number of Registrants Reporting No Flood Insurance |
|---------------------------|--|
| Florida, DR-1602 | N/A |
| Louisiana, DR-1603 | 122,296 |
| Mississippi, DR-1604 | 57,391 |
| Alabama, DR-1605 | 5,244 |
| Texas, DR-1606 | 1,457 |
| Louisiana, DR-1607 | 15,377 |
| TOTAL | 201,765 |

**The data above represents number of individuals registered through FEMA's National Processing Service Center who report having no flood insurance. The total number should not be interpreted to represent total number of households without flood insurance, as more than one member of a household may have applied and reported not having insurance.

As of 3/21/2006

Number of Households Individual Claim Fully Paid, by State***

| State and Disaster Number | No. of Losses Paid |
|---------------------------|--------------------|
| Florida, DR-1602 | 5,324 |
| Louisiana, DR-1603 | 121,859 |
| Mississippi, DR-1604 | 16,391 |
| Alabama, DR-1605 | 4,608 |
| Texas, DR-1606 | 1,500 |
| Louisiana, DR-1607 | 6,780 |
| TOTAL | 156,462 |

***"Losses Paid" are numbers generated from estimates received from the NFIP Write Your Own companies. These numbers represent all NFIP policies, both commercial and residential. This data represents the best information available at this time.

Hurricanes Katrina, Rita and Wilma - Hotel Data*
As of 3/16/06

| Hotel & Motel Data (Provided by VA NPSC) | 3/16/06 | |
|---|--------------|--------------|
| Hurricanes Katrina, Rita, & Wilma | Total | |
| Total Rooms | 3,683 | |
| Total Hotels | 2,266 | |
| Hotel & Motel Rooms | Total | |
| States with Most Rooms/Hotels | Total Rooms | Total Hotels |
| LA | 2,500 | 471 |
| MS | 408 | 193 |
| TX | 376 | 568 |
| GA | 89 | 257 |
| FL | 83 | 179 |
| AL | 64 | 88 |
| CA | 54 | 168 |
| NY | 27 | 15 |
| TN | 18 | 59 |
| AR | 11 | 42 |
| MD | 8 | 21 |
| NC | 7 | 28 |
| NJ | 5 | 13 |
| PA | 5 | 7 |
| VA | 5 | 22 |
| GRAND TOTAL | 3,683 | 2,266 |

* FEMA is no longer managing shelters or cruise ships.

**MANUFACTURED HOUSING DATA
AS OF 3/21/2006**

| Manufactured Housing | | 3/21/06 |
|---------------------------------------|--|----------------|
| Louisiana | | |
| Inventory at Staging Area | | 4,678 |
| Travel Trailers | | 2,873 |
| Mobile Homes | | 1,763 |
| Modular Housing | | 42 |
| Issued from Staging Area - Today | | 394 |
| Issued from Staging Area - Cumulative | | 69,181 |
| Pads - Leased (1) | | 13,053 |
| Pads - Leases Pending | | 117,331 |
| Units on Pad / Sites (2) | | 68,790 |
| RFO | | 58,611 |
| Travel Trailers | | 55,790 |
| Mobile Homes | | 2,821 |
| Occupied | | 55,045 |
| Travel Trailers | | 53,025 |
| Mobile Homes | | 2,020 |
| Total Units Vacant (TT/MH) | | 3,566 |
| Mississippi | | |
| Inventory at Staging Area | | 2,066 |
| Travel Trailers | | 1,391 |
| Mobile Homes | | 675 |
| Modular Housing | | 0 |
| Issued from Staging Area - Today | | 123 |
| Issued from Staging Area - Cumulative | | 37,760 |
| Pads - Leased (1) | | 37,988 |
| Pads - Leases Pending | | 153 |
| Units on Pad / Sites (2) | | 37,309 |
| RFO | | 36,923 |
| Travel Trailers | | 36,325 |
| Mobile Homes | | 598 |
| Occupied | | 35,440 |
| Travel Trailers | | 35,037 |
| Mobile Homes | | 403 |
| Total Units Vacant (TT/MH) | | 1,483 |
| Alabama | | |
| Inventory at Staging Area | | 2,198 |
| Travel Trailers | | 306 |
| Mobile Homes | | 1,892 |
| Modular Housing | | 0 |
| Issued from Staging Area - Today | | 144 |
| Issued from Staging Area - Cumulative | | 3,149 |
| Pads - Leased (1) | | 3,328 |
| Pads - Leases Pending | | 182 |
| Units on Pad / Sites (2) | | 3,149 |
| RFO | | 2,975 |
| Travel Trailers | | 2,975 |
| Mobile Homes | | 0 |
| Occupied | | 2,414 |
| Travel Trailers | | 2,414 |
| Mobile Homes | | 0 |
| Total Units Vacant (TT/MH) | | 561 |
| Texas | | |
| Inventory at Staging Area | | 13,493 |
| Travel Trailers | | 287 |
| Mobile Homes | | 12,238 |
| Modular Housing | | 968 |
| Issued from Staging Area - Today | | 18 |
| Florida | | |
| Inventory at Staging Area | | 972 |
| Travel Trailers | | 453 |
| Mobile Homes | | 519 |
| Modular Housing | | 0 |
| Issued from Staging Area - Today | | 54 |
| Total | | |
| RFO - Totals | | 98,509 |
| Occupied - Totals | | 92,899 |
| Vacant - Totals | | 5,610 |

Comments

The figures contained in this report are based on best available data.

- » Report includes travel trailer, mobile home data and modular housing data.
- » Staging areas: LA - New Orleans, Baton Rouge and Lake Charles; AR - Hope; AL - Selma-Craig and Summerdale; TX - Texarkana and Jasper; MS - Purvis and Carnes
- » FL-LT manages Florida manufactured housing.
- » Emergency Housing Sites include industrial, commercial, private and group sites.

Notes:

- 1. Excludes private and industrial EGS.
- 2. Includes private, industrial, commercial and group sites.

KATRINA DECLARATIONS BY MAJOR OBJECT CLASS

AS OF 03-22-2006

| PROGRAM AREA | PROGRAM NAME | ALLOCATIONS | UN-OBLIGATED COMMITMENTS | OBLIGATIONS | UN-OBLIGATED ALLOCATIONS(c) | UN-LIQUIDATED OBLIGATIONS | EXPENDITURES | ALLOCATION AVAILABLE | |
|--------------------|-----------------------------|-----------------------|--------------------------|-----------------------|-----------------------------|---------------------------|----------------------|----------------------|-----------|
| 1-HUMAN SERVICES | 2503-UNEMPLOYMENT | 370,870,659 | | 328,939,802 | 41,930,857 | 20,923,284 | 308,016,518 | 41,930,857 | |
| | 2504-CRISIS COUNSELING-NIMH | 46,515,418 | | 20,126,486 | 26,388,932 | 3,023,232 | 17,103,254 | 26,388,932 | |
| | 2576-LEGAL SERVICES | 123,275 | 87,000 | 79,767 | 43,508 | 75,892 | 3,875 | (43,492) | |
| | 2592-INSPECTIONS | 179,709,004 | 35,052,221 | 144,651,634 | 35,057,370 | | 42,244,161 | 102,407,473 | 5,150 |
| | 4149-OTHER NEEDS ASSISTANCE | 1,548,078,042 | | 1,548,078,042 | | | 26,388,557 | 1,521,689,485 | |
| | 414X-HOUSING ASSISTANCE | 3,959,867,635 | | 3,959,867,546 | 89 | | 84,757,547 | 3,875,109,999 | 89 |
| | 4152-CRISIS COUNSELING-SCC | 34,673,087 | | 31,577,647 | 3,095,440 | | 19,777,559 | 11,800,088 | 3,095,440 |
| | MANUFACTURED HOUSING | 6,277,324,507 | 1,781,517,250 | 4,488,453,256 | 1,788,871,251 | 1,243,905,947 | 3,244,547,309 | 7,354,001 | |
| | TOTAL | 12,417,161,626 | 1,816,656,471 | 10,521,774,179 | 1,895,387,447 | 1,441,096,178 | 9,080,678,001 | 78,730,976 | |
| 2-INFRASTRUCTURE | 2594-INSPECTIONS | 294,028,500 | 5,734,100 | 282,052,800 | 11,975,700 | 205,314,414 | 76,738,386 | 6,241,600 | |
| | 416X-PUBLIC ASSISTANCE | 3,480,130,332 | | 3,369,945,943 | 110,184,389 | 1,784,716,789 | 1,585,229,155 | 110,184,389 | |
| | TOTAL | 3,774,158,832 | 5,734,100 | 3,651,998,743 | 122,160,089 | 1,990,031,203 | 1,661,967,540 | 116,425,989 | |
| 3-MITIGATION | 2593-INSPECTIONS | 26,374,721 | 5,418,311 | 14,449,410 | 11,925,311 | 11,897,341 | 2,552,070 | 6,507,000 | |
| | 4173-HAZARD MITIGATION | 16,169,604 | | 16,169,604 | | 15,926,098 | 243,506 | | |
| | TOTAL | 42,544,325 | 5,418,311 | 30,619,014 | 11,925,311 | 27,823,439 | 2,795,576 | 6,507,000 | |
| 4-OPERATIONS | 2507-MISSIONS-TA | 41,998,256 | | 24,457,556 | 17,540,700 | 24,081,708 | 375,848 | 17,540,700 | |
| | 2508-MISSIONS-DFA | 4,646,132,155 | | 4,631,632,153 | 14,500,002 | 4,355,440,956 | 276,191,196 | 14,500,002 | |
| | TOTAL | 4,688,130,411 | | 4,656,089,709 | 32,040,702 | 4,379,522,664 | 276,567,044 | 32,040,702 | |
| 5-ADMINISTRATION | 11XX-SALARIES & BENEFITS | 251,098,591 | | 240,419,049 | 10,679,542 | | 240,419,049 | 10,679,542 | |
| | 21XX-TRAVEL | 193,140,532 | 9,086,386 | 178,655,809 | 14,484,723 | 25,679,840 | 152,975,969 | 5,398,337 | |
| | 22XX-TRANSPORTION | 45,842,671 | 47,291 | 41,435,898 | 4,406,774 | 13,424,435 | 28,011,463 | 4,359,482 | |
| | 23XX-RENT, COMM, UTILITIES | 248,463,074 | 37,984,862 | 207,843,621 | 40,619,453 | 88,281,576 | 119,562,045 | 2,634,591 | |
| | 24XX-PRINT & REPRO | 6,112,588 | 453,153 | 4,228,257 | 1,884,331 | 3,023,823 | 1,204,435 | 1,431,178 | |
| | 2501-MISSIONS-FOS | 2,326,507,304 | | 2,322,852,386 | 3,654,918 | 2,031,857,460 | 290,994,925 | 3,654,918 | |
| | 25XX-OTHER SERVICES | 1,976,955,612 | 453,846,043 | 1,514,548,905 | 462,406,707 | 692,075,019 | 822,473,886 | 8,560,664 | |
| | 26XX-SUPPLIES & MATERIALS | 540,388,001 | 34,540,430 | 500,274,639 | 40,113,362 | 246,885,429 | 253,389,210 | 5,572,932 | |
| | 31XX-EQUIPMENT | 203,208,421 | 26,721,490 | 173,699,390 | 29,509,031 | 36,691,093 | 137,008,297 | 2,787,542 | |
| | 32XX-LAND & STRUCTURES | 9,861,466 | 2,061,604 | 7,707,142 | 2,154,324 | 5,815,317 | 1,891,825 | 92,720 | |
| | 4101-URBAN SEARCH & RESCUE | 75,170,459 | 1 | 75,195,469 | (25,010) | 57,508,865 | 17,686,604 | (25,011) | |
| TOTAL | 5,876,748,720 | 564,741,260 | 5,266,860,566 | 609,888,155 | 3,201,242,857 | 2,065,617,708 | 45,146,894 | | |
| GRAND TOTAL | 26,798,743,914 | 2,392,550,142 | 24,127,342,211 | 2,671,401,704 | 11,039,716,341 | 13,087,625,869 | 278,851,562 | | |

KATRINA DECLARATIONS BY PROGRAM AREA

AS OF 03-22-2006

| PROGRAM CODE | STATE NAME | PROGRAM AREA | ALLOCATIONS | UN-OBLIGATED COMMITMENTS | OBLIGATIONS | UN-OBLIGATED ALLOCATIONS(c) | UN-LIQUIDATED OBLIGATIONS | EXPENDITURES | ALLOCATION AVAILABLE |
|--------------|-----------------------|----------------------|-----------------------|--------------------------|----------------------|-----------------------------|---------------------------|--------------------|----------------------|
| 1602DR | FLORIDA | 2-INFRASTRUCTURE | 154,558,474 | | 151,161,043 | 3,397,431 | 86,626,416 | 64,534,627 | 3,397,431 |
| | | 4-OPERATIONS | 10,000 | | 10,000 | | 10,000 | | |
| | | 5-ADMINISTRATION | 31,798,770 | 525,439 | 30,432,634 | 1,366,135 | 18,914,157 | 11,518,477 | 840,696 |
| | | TOTAL | 186,367,244 | 525,439 | 181,603,677 | 4,763,566 | 105,550,573 | 76,053,104 | 4,238,127 |
| 1603DR | LOUISIANA | 1-HUMAN SERVICES | 8,283,554,088 | 1,153,397,784 | 7,056,346,791 | 1,227,207,297 | 995,087,752 | 6,061,259,038 | 73,809,513 |
| | | 2-INFRASTRUCTURE | 1,969,006,247 | 4,728,900 | 1,956,206,621 | 12,799,626 | 1,276,399,987 | 679,806,634 | 8,070,726 |
| | | 3-MITIGATION | 21,760,394 | 1,483,258 | 17,245,136 | 4,515,258 | 15,766,050 | 1,479,086 | 3,032,000 |
| | | 4-OPERATIONS | 2,973,577,501 | | 2,973,505,000 | 72,501 | 2,869,069,250 | 104,435,750 | 72,501 |
| | | 5-ADMINISTRATION | 3,011,986,898 | 472,735,367 | 2,528,900,250 | 483,086,648 | 1,483,332,311 | 1,045,567,939 | 10,351,281 |
| TOTAL | 16,259,885,128 | 1,632,345,309 | 14,532,203,798 | 1,727,681,330 | 6,639,655,351 | 7,892,548,447 | 95,336,021 | | |
| 1604DR | MISSISSIPPI | 1-HUMAN SERVICES | 2,930,165,485 | 606,293,284 | 2,325,538,392 | 604,627,093 | 326,308,337 | 1,999,230,056 | (1,666,191) |
| | | 2-INFRASTRUCTURE | 951,076,705 | 1,005,200 | 924,624,906 | 26,451,799 | 429,229,635 | 495,395,272 | 25,446,599 |
| | | 3-MITIGATION | 17,998,947 | 3,900,053 | 10,923,894 | 7,075,053 | 10,133,378 | 790,516 | 3,175,000 |
| | | 4-OPERATIONS | 1,489,292,910 | | 1,457,324,709 | 31,968,201 | 1,336,963,739 | 120,360,970 | 31,968,201 |
| | | 5-ADMINISTRATION | 2,592,989,043 | 85,934,318 | 2,483,094,502 | 109,894,541 | 1,570,280,543 | 912,813,959 | 23,960,223 |
| TOTAL | 7,981,523,090 | 697,132,854 | 7,201,506,404 | 780,016,687 | 3,672,915,631 | 3,528,590,772 | 82,883,832 | | |
| 1605DR | ALABAMA | 1-HUMAN SERVICES | 1,203,442,053 | 56,965,403 | 1,139,888,996 | 63,553,057 | 119,700,089 | 1,020,188,907 | 6,587,654 |
| | | 2-INFRASTRUCTURE | 100,426,362 | | 95,847,754 | 4,578,608 | 36,817,456 | 59,030,299 | 4,578,608 |
| | | 3-MITIGATION | 2,784,984 | 35,000 | 2,449,984 | 335,000 | 1,924,010 | 525,974 | 300,000 |
| | | 4-OPERATIONS | 181,500,000 | | 181,500,000 | | 129,729,676 | 51,770,324 | |
| | | 5-ADMINISTRATION | 189,498,832 | 5,526,137 | 178,663,623 | 10,835,209 | 98,083,693 | 80,579,930 | 5,309,072 |
| TOTAL | 1,677,652,231 | 62,526,540 | 1,598,350,358 | 79,301,873 | 386,254,924 | 1,212,095,434 | 16,775,333 | | |
| 3212EM | LOUISIANA | 2-INFRASTRUCTURE | | | | | | | |
| | | 4-OPERATIONS | 1,500,000 | | 1,500,000 | | 1,500,000 | | |
| | | 5-ADMINISTRATION | 11,008,058 | | 11,008,058 | | 10,358,161 | 649,898 | |
| | | TOTAL | 12,508,058 | | 12,508,058 | | 11,858,161 | 649,898 | |
| 3213EM | MISSISSIPPI | 2-INFRASTRUCTURE | | | | | | | |
| | | 4-OPERATIONS | | | | | | | |
| | | 5-ADMINISTRATION | 2,622,585 | | 2,622,585 | | 2,535,527 | 87,058 | |
| | | TOTAL | 2,622,585 | | 2,622,585 | | 2,535,527 | 87,058 | |
| 3214EM | ALABAMA | 2-INFRASTRUCTURE | | | | | | | |
| | | 4-OPERATIONS | | | | | | | |
| | | 5-ADMINISTRATION | 84,454 | | 84,454 | | 31,478 | 52,976 | |
| | | TOTAL | 84,454 | | 84,454 | | 31,478 | 52,976 | |
| 3215EM | ARKANSAS | 2-INFRASTRUCTURE | 38,583,900 | | 36,475,538 | 2,108,362 | 3,913,697 | 32,561,841 | 2,108,362 |
| | | 4-OPERATIONS | 3,500,000 | | 3,500,000 | | 3,500,000 | | |
| | | 5-ADMINISTRATION | 3,930,259 | 20,000 | 3,408,529 | 521,730 | 737,733 | 2,670,796 | 501,730 |
| | | TOTAL | 46,014,159 | 20,000 | 43,384,067 | 2,630,092 | 8,151,430 | 35,232,637 | 2,610,092 |
| 3216EM | TEXAS | 2-INFRASTRUCTURE | 411,250,699 | | 368,554,996 | 42,695,703 | 79,210,815 | 289,344,181 | 42,695,703 |
| | | 4-OPERATIONS | 37,740,000 | | 37,740,000 | | 37,740,000 | | |
| | | 5-ADMINISTRATION | 24,372,652 | | 21,734,272 | 2,638,380 | 13,646,245 | 8,088,027 | 2,638,380 |
| | | TOTAL | 473,363,351 | | 428,029,268 | 45,334,083 | 130,597,059 | 297,432,208 | 45,334,083 |
| 3217EM | TENNESSEE | 2-INFRASTRUCTURE | 29,000,000 | | 26,713,339 | 2,286,661 | 26,713,339 | | 2,286,661 |
| | | 4-OPERATIONS | 5,000 | | 5,000 | | 5,000 | | |
| | | 5-ADMINISTRATION | 85,380 | | 85,380 | | 4,017 | 81,363 | |
| | | TOTAL | 29,090,380 | | 26,803,719 | 2,286,661 | 26,722,356 | 81,363 | 2,286,661 |
| 3218EM | GEORGIA | 2-INFRASTRUCTURE | 20,400,000 | | 19,668,821 | 731,179 | 11,883,371 | 7,785,450 | 731,179 |
| | | 5-ADMINISTRATION | 92,000 | | 92,000 | | 91,233 | 767 | |
| | | TOTAL | 20,492,000 | | 19,760,821 | 731,179 | 11,974,604 | 7,786,217 | 731,179 |
| 3219EM | OKLAHOMA | 2-INFRASTRUCTURE | 7,035,313 | | 6,286,938 | 748,375 | 157,308 | 6,129,630 | 748,375 |
| | | 5-ADMINISTRATION | 176,910 | | 153,147 | 23,763 | 17,073 | 136,074 | 23,763 |
| | | TOTAL | 7,212,223 | | 6,440,085 | 772,138 | 174,381 | 6,265,704 | 772,138 |
| 3220EM | FLORIDA | 2-INFRASTRUCTURE | 9,200,000 | | 7,845,819 | 1,354,181 | 7,590,367 | 255,452 | 1,354,181 |
| | | 5-ADMINISTRATION | 2,272 | | 2,272 | | 2,272 | | |
| | | TOTAL | 9,202,272 | | 7,848,091 | 1,354,181 | 7,590,367 | 257,724 | 1,354,181 |
| 3221EM | WEST VIRGINIA | 2-INFRASTRUCTURE | 186,000 | | 185,820 | 180 | 165,029 | 20,790 | 180 |
| | | 5-ADMINISTRATION | 123,811 | | 104,260 | 19,551 | 2,902 | 101,358 | 19,551 |
| | | TOTAL | 309,811 | | 290,080 | 19,732 | 167,931 | 122,149 | 19,732 |
| 3222EM | NORTH CAROLINA | 2-INFRASTRUCTURE | 2,000,000 | | 1,968,692 | 31,308 | 772,719 | 1,195,974 | 31,308 |
| | | 5-ADMINISTRATION | 2,261 | | 2,261 | | 2,000 | 261 | |
| | | TOTAL | 2,002,261 | | 1,970,953 | 31,308 | 774,719 | 1,196,235 | 31,308 |

| PROGRAM CODE | STATE NAME | PROGRAM AREA | ALLOCATIONS | UN-OBLIGATED COMMITMENTS | OBLIGATIONS | UN-OBLIGATED ALLOCATIONS(c) | UN-LIQUIDATED OBLIGATIONS | EXPENDITURES | ALLOCATION AVAILABLE |
|--------------|----------------------|------------------|-------------------|--------------------------|-------------------|-----------------------------|---------------------------|-------------------|----------------------|
| 3223EM | UTAH | 2-INFRASTRUCTURE | 990,895 | | 990,895 | 0 | 167,438 | 823,457 | 0 |
| | | 4-OPERATIONS | 5,000 | | 5,000 | | 5,000 | | |
| | | 5-ADMINISTRATION | 119,306 | | 97,482 | 21,824 | 57,470 | 40,012 | 21,824 |
| | | TOTAL | 1,115,201 | | 1,093,377 | 21,825 | 229,907 | 863,469 | 21,825 |
| 3224EM | COLORADO | 2-INFRASTRUCTURE | 11,791,634 | | 11,791,633 | 1 | 954,518 | 10,837,115 | 1 |
| | | 4-OPERATIONS | | | | | | | |
| | | 5-ADMINISTRATION | 436,638 | | 382,848 | 53,790 | 28,746 | 354,102 | 53,790 |
| | | TOTAL | 12,228,272 | | 12,174,481 | 53,791 | 983,264 | 11,191,217 | 53,791 |
| 3225EM | MICHIGAN | 2-INFRASTRUCTURE | 1,100,000 | | 946,069 | 153,931 | 778,646 | 167,423 | 153,931 |
| | | 5-ADMINISTRATION | 402,484 | | 275,804 | 126,680 | 122,864 | 152,940 | 126,680 |
| | | TOTAL | 1,502,484 | | 1,221,873 | 280,612 | 901,510 | 320,363 | 280,612 |
| 3226EM | DISTRICT OF COLUMBIA | 2-INFRASTRUCTURE | 521,438 | | 485,870 | 35,568 | 485,870 | | 35,568 |
| | | 5-ADMINISTRATION | 100,803 | | 56,221 | 44,582 | 3,364 | 52,857 | 44,582 |
| | | TOTAL | 622,241 | | 542,092 | 80,150 | 489,235 | 52,857 | 80,150 |
| 3227EM | WASHINGTON | 2-INFRASTRUCTURE | 2,865,178 | | 2,865,175 | 3 | 2,865,175 | | 3 |
| | | 5-ADMINISTRATION | 335,784 | | 252,815 | 82,968 | 22,443 | 230,372 | 82,968 |
| | | TOTAL | 3,200,962 | | 3,117,990 | 82,972 | 2,887,618 | 230,372 | 82,972 |
| 3228EM | OREGON | 2-INFRASTRUCTURE | 2,047,247 | | 2,047,243 | 4 | 1,826,508 | 220,735 | 4 |
| | | 5-ADMINISTRATION | 45,053 | | 38,096 | 6,957 | 6,963 | 31,133 | 6,957 |
| | | TOTAL | 2,092,300 | | 2,085,339 | 6,961 | 1,833,471 | 251,867 | 6,961 |
| 3229EM | NEW MEXICO | 2-INFRASTRUCTURE | 2,139,800 | | 798,450 | 1,341,350 | 718,983 | 79,467 | 1,341,350 |
| | | 5-ADMINISTRATION | 106,507 | | 70,140 | 36,367 | 4,513 | 65,627 | 36,367 |
| | | TOTAL | 2,246,307 | | 868,590 | 1,377,716 | 723,496 | 145,094 | 1,377,716 |
| 3230EM | ILLINOIS | 2-INFRASTRUCTURE | 2,418,578 | | 706,621 | 1,711,957 | 31,099 | 675,523 | 1,711,957 |
| | | 5-ADMINISTRATION | 263,877 | | 229,904 | 33,972 | 92,422 | 137,482 | 33,972 |
| | | TOTAL | 2,682,455 | | 936,526 | 1,745,929 | 123,521 | 813,005 | 1,745,929 |
| 3231EM | KENTUCKY | 2-INFRASTRUCTURE | 4,000,000 | | 3,911,772 | 88,228 | 3,256,296 | 655,476 | 88,228 |
| | | 5-ADMINISTRATION | 22,000 | | 22,000 | | 14,039 | 7,961 | |
| | | TOTAL | 4,022,000 | | 3,933,772 | 88,228 | 3,270,335 | 663,437 | 88,228 |
| 3232EM | MISSOURI | 2-INFRASTRUCTURE | 2,005,000 | | 205,844 | 1,799,156 | 205,844 | | 1,799,156 |
| | | 5-ADMINISTRATION | 835,745 | | 557,427 | 278,319 | 22,502 | 534,925 | 278,319 |
| | | TOTAL | 2,840,745 | | 763,271 | 2,077,475 | 228,346 | 534,925 | 2,077,475 |
| 3233EM | SOUTH CAROLINA | 2-INFRASTRUCTURE | 3,614,915 | | 3,263,685 | 351,230 | 1,058,046 | 2,205,639 | 351,230 |
| | | 5-ADMINISTRATION | 57,000 | | 57,000 | | 16,911 | 40,089 | |
| | | TOTAL | 3,671,915 | | 3,320,685 | 351,230 | 1,074,957 | 2,245,728 | 351,230 |
| 3234EM | SOUTH DAKOTA | 2-INFRASTRUCTURE | 261,722 | | 261,676 | 46 | 65,272 | 196,404 | 46 |
| | | 5-ADMINISTRATION | 82,700 | | 60,044 | 22,656 | 54,414 | 5,630 | 22,656 |
| | | TOTAL | 344,422 | | 321,720 | 22,702 | 119,686 | 202,034 | 22,702 |
| 3235EM | PENNSYLVANIA | 2-INFRASTRUCTURE | 2,000,000 | | 1,876,815 | 123,185 | 1,173,585 | 703,230 | 123,185 |
| | | 5-ADMINISTRATION | 255,075 | | 207,113 | 47,962 | 8,903 | 198,210 | 47,962 |
| | | TOTAL | 2,255,075 | | 2,083,929 | 171,147 | 1,182,488 | 901,441 | 171,147 |
| 3236EM | KANSAS | 2-INFRASTRUCTURE | 161,000 | | 160,818 | 182 | 30,410 | 130,408 | 182 |
| | | 5-ADMINISTRATION | 56,298 | | 30,098 | 26,200 | 29,911 | 187 | 26,200 |
| | | TOTAL | 217,298 | | 190,917 | 26,382 | 60,322 | 130,595 | 26,382 |
| 3237EM | ALABAMA | 2-INFRASTRUCTURE | 2,500,000 | | 1,016,187 | 1,483,813 | 179,395 | 836,791 | 1,483,813 |
| | | 4-OPERATIONS | 1,000,000 | | 1,000,000 | | 1,000,000 | | |
| | | 5-ADMINISTRATION | | | | | | | |
| | | TOTAL | 3,500,000 | | 2,016,187 | 1,483,813 | 1,179,395 | 836,791 | 1,483,813 |
| 3238EM | INDIANA | 2-INFRASTRUCTURE | 4,127,992 | | 3,789,690 | 338,302 | 3,789,690 | | 338,302 |
| | | 5-ADMINISTRATION | 72,864 | | 51,942 | 20,922 | 50,000 | 1,942 | 20,922 |
| | | TOTAL | 4,200,856 | | 3,841,632 | 359,224 | 3,839,690 | 1,942 | 359,224 |
| 3239EM | IOWA | 2-INFRASTRUCTURE | 222,618 | | 222,618 | | 205,020 | 17,597 | |
| | | 5-ADMINISTRATION | 66,380 | | 55,712 | 10,668 | 50,072 | 5,639 | 10,668 |
| | | TOTAL | 288,998 | | 278,329 | 10,668 | 255,093 | 23,236 | 10,668 |
| 3240EM | VIRGINIA | 2-INFRASTRUCTURE | 457,100 | | 452,292 | 4,808 | 350,537 | 101,755 | 4,808 |
| | | 5-ADMINISTRATION | 130,910 | | 89,755 | 41,155 | 710 | 89,045 | 41,155 |
| | | TOTAL | 588,010 | | 542,047 | 45,963 | 351,247 | 190,800 | 45,963 |
| 3241EM | ARIZONA | 2-INFRASTRUCTURE | 3,628,909 | | 3,628,830 | 79 | 524,825 | 3,104,005 | 79 |
| | | 5-ADMINISTRATION | 2,285,400 | | 2,183,966 | 101,434 | 2,060,995 | 122,971 | 101,434 |
| | | TOTAL | 5,914,309 | | 5,812,795 | 101,514 | 2,585,820 | 3,226,975 | 101,514 |
| 3242EM | MINNESOTA | 2-INFRASTRUCTURE | 15,000,000 | | 3,449,504 | 11,550,496 | 2,535,087 | 914,417 | 11,550,496 |
| | | 5-ADMINISTRATION | 74,450 | | 50,000 | 24,450 | 50,000 | | 24,450 |
| | | TOTAL | 15,074,450 | | 3,499,504 | 11,574,946 | 2,585,087 | 914,417 | 11,574,946 |

| PROGRAM CODE | STATE NAME | PROGRAM AREA | ALLOCATIONS | UN-OBLIGATED COMMITMENTS | OBLIGATIONS | UN-OBLIGATED ALLOCATIONS(c) | UN-LIQUIDATED OBLIGATIONS | EXPENDITURES | ALLOCATION AVAILABLE |
|--------------------|---------------|------------------|-----------------------|--------------------------|-----------------------|-----------------------------|---------------------------|-----------------------|----------------------|
| 3243EM | NEVADA | 2-INFRASTRUCTURE | 1,000,000 | | 563,921 | 436,079 | 274,011 | 289,911 | 436,079 |
| | | 5-ADMINISTRATION | 341,200 | | 243,347 | 97,853 | 70,901 | 172,446 | 97,853 |
| | | TOTAL | 1,341,200 | | 807,268 | 533,932 | 344,912 | 462,356 | 533,932 |
| 3244EM | IDAHO | 2-INFRASTRUCTURE | 584,137 | | 584,134 | 3 | 547,588 | 36,546 | 3 |
| | | 5-ADMINISTRATION | 35,700 | | 10,108 | 25,592 | 249 | 9,860 | 25,592 |
| | | TOTAL | 619,837 | | 594,243 | 25,594 | 547,837 | 46,406 | 25,594 |
| 3245EM | NEBRASKA | 2-INFRASTRUCTURE | 210,100 | | 210,100 | | 188,611 | 21,489 | |
| | | 5-ADMINISTRATION | 56,602 | | 55,277 | 1,325 | 53,976 | 1,302 | 1,325 |
| | | TOTAL | 266,702 | | 265,377 | 1,325 | 242,587 | 22,790 | 1,325 |
| 3246EM | CONNECTICUT | 2-INFRASTRUCTURE | 1,000,000 | | 333,830 | 666,170 | 333,830 | | 666,170 |
| | | 5-ADMINISTRATION | 63,173 | | 51,140 | 12,033 | 33,591 | 17,550 | 12,033 |
| | | TOTAL | 1,063,173 | | 384,970 | 678,203 | 367,421 | 17,550 | 678,203 |
| 3247EM | NORTH DAKOTA | 2-INFRASTRUCTURE | | | | | | | |
| | | 5-ADMINISTRATION | 88,387 | | 68,149 | 20,238 | 47,997 | 20,151 | 20,238 |
| | | TOTAL | 88,387 | | 68,149 | 20,238 | 47,997 | 20,151 | 20,238 |
| 3248EM | CALIFORNIA | 2-INFRASTRUCTURE | 200,000 | | | 200,000 | | | 200,000 |
| | | 5-ADMINISTRATION | 768,320 | | 576,320 | 192,000 | 86,085 | 490,235 | 192,000 |
| | | TOTAL | 968,320 | | 576,320 | 392,000 | 86,085 | 490,235 | 392,000 |
| 3249EM | WISCONSIN | 2-INFRASTRUCTURE | 3,501,228 | | 2,838,757 | 662,471 | 2,685,061 | 153,696 | 662,471 |
| | | 5-ADMINISTRATION | 74,737 | | 51,227 | 23,510 | 50,002 | 1,225 | 23,510 |
| | | TOTAL | 3,575,965 | | 2,889,984 | 685,981 | 2,735,063 | 154,921 | 685,981 |
| 3250EM | OHIO | 2-INFRASTRUCTURE | 2,518,180 | | 2,124,094 | 394,086 | 1,217,364 | 906,730 | 394,086 |
| | | 5-ADMINISTRATION | 75,350 | | 50,000 | 25,350 | 50,000 | | 25,350 |
| | | TOTAL | 2,593,530 | | 2,174,094 | 419,436 | 1,267,364 | 906,730 | 419,436 |
| 3251EM | MARYLAND | 2-INFRASTRUCTURE | 3,000,000 | | 737,298 | 2,262,702 | 669,906 | 67,392 | 2,262,702 |
| | | 5-ADMINISTRATION | 106,326 | | 83,717 | 22,609 | 3,009 | 80,708 | 22,609 |
| | | TOTAL | 3,106,326 | | 821,015 | 2,285,311 | 672,915 | 148,100 | 2,285,311 |
| 3252EM | MASSACHUSETTS | 2-INFRASTRUCTURE | 4,250,000 | | 3,752,776 | 497,224 | 1,223,473 | 2,529,303 | 497,224 |
| | | 5-ADMINISTRATION | 168,880 | | 170,583 | (1,702) | 23,936 | 146,647 | (1,702) |
| | | TOTAL | 4,418,880 | | 3,923,359 | 495,521 | 1,247,409 | 2,675,950 | 495,521 |
| 3253EM | MONTANA | 2-INFRASTRUCTURE | 400,000 | | 397,372 | 2,628 | 281,183 | 116,189 | 2,628 |
| | | 5-ADMINISTRATION | 88,952 | | 77,682 | 11,270 | 49,700 | 27,982 | 11,270 |
| | | TOTAL | 488,952 | | 475,054 | 13,898 | 330,883 | 144,171 | 13,898 |
| 3255EM | RHODE ISLAND | 2-INFRASTRUCTURE | 1,500,000 | | 874,110 | 625,890 | 874,110 | | 625,890 |
| | | 5-ADMINISTRATION | 36,916 | | 29,493 | 7,422 | 18,084 | 11,409 | 7,422 |
| | | TOTAL | 1,536,916 | | 903,603 | 633,313 | 892,194 | 11,409 | 633,313 |
| 3256EM | MAINE | 2-INFRASTRUCTURE | 100,000 | | 47,927 | 52,073 | 47,927 | | 52,073 |
| | | 5-ADMINISTRATION | 6,000 | | 6,000 | | 6,000 | | |
| | | TOTAL | 106,000 | | 53,927 | 52,073 | 53,927 | | 52,073 |
| 3257EM | NEW JERSEY | 2-INFRASTRUCTURE | 120,026 | | 120,026 | | 3,334 | 116,692 | |
| | | 5-ADMINISTRATION | 39,917 | | 24,189 | 15,728 | 1,302 | 22,886 | 15,728 |
| | | TOTAL | 159,943 | | 144,214 | 15,728 | 4,636 | 139,578 | 15,728 |
| 3258EM | NEW HAMPSHIRE | 2-INFRASTRUCTURE | 100,000 | | | 100,000 | | | 100,000 |
| | | 5-ADMINISTRATION | 6,000 | | 6,000 | | 5,908 | 92 | |
| | | TOTAL | 106,000 | | 6,000 | 100,000 | 5,908 | 92 | 100,000 |
| 3262EM | NEW YORK | 2-INFRASTRUCTURE | 1,072,664 | | 977,652 | 95,012 | 977,652 | | 95,012 |
| | | 5-ADMINISTRATION | 219,900 | | 199,746 | 20,154 | 7,253 | 192,494 | 20,154 |
| | | TOTAL | 1,292,564 | | 1,177,398 | 115,166 | 984,904 | 192,494 | 115,166 |
| 3263EM | DELAWARE | 2-INFRASTRUCTURE | 24,772 | | 24,771 | 1 | 24,771 | | 1 |
| | | 5-ADMINISTRATION | 48,900 | | 993 | 47,907 | 550 | 443 | 47,907 |
| | | TOTAL | 73,672 | | 25,764 | 47,908 | 25,321 | 443 | 47,908 |
| GRAND TOTAL | | | 26,798,743,914 | 2,392,550,142 | 24,127,342,211 | 2,671,401,704 | 11,039,716,341 | 13,087,625,869 | 278,851,562 |

KATRINA MISSION ASSIGNMENTS

AS OF 03-22-2006

| OBLIGATIONS | |
|---------------------------------|----------------------|
| DHS AGENCIES | Total |
| BTS | 200,000 |
| CBP | 30,957,949 |
| FLETC | 460,103 |
| FPS | 173,762,179 |
| IAIP | 214,000 |
| ICE | 36,417,200 |
| NCS | 7,318,000 |
| OCFO | 210,000 |
| OSLGCP | 200,000 |
| S&T | 100,000 |
| TSA | 455,000 |
| USCG | 214,557,501 |
| USCIS | 910,000 |
| USSS | 8,800 |
| Subtotal, DHS | 465,770,732 |
| OTHER AGENCIES | Total |
| AID | 17,354,000 |
| APHIS | 380,000 |
| ARC | 55,000 |
| BUREC | 1,089,000 |
| CDC | 19,903,500 |
| CNCS | 4,415,500 |
| COE-LRD | 15,000 |
| COE-MVD | 3,802,180,516 |
| COE-SAD | 181,705,000 |
| DHUD | 82,895,000 |
| DOC | 700,000 |
| DOD | 1,123,322,389 |
| DOE | 390,000 |
| DOED | 230,000 |
| DOI | 1,264,400 |
| DOL | 325,000 |
| DOS | 55,000 |
| DOT | 419,727,213 |
| EEOC | 200,000 |
| EPA | 321,886,200 |
| FAA | |
| FCC | 200,000 |
| FCSIC | 200,000 |
| FMSHRC | 200,000 |
| FNS | 20,000 |
| GSA | 81,988,268 |
| HHS | 161,637,800 |
| MSPB | 2,000 |
| NAR | 625,000 |
| NASA | 450,000 |
| NCPC | 20,000 |
| NCUA | |
| NGA | 620,000 |
| NLRB | 240,000 |
| NOAA | 1,750,000 |
| NPS | 157,000 |
| NRC | 200,000 |
| NSF | 200,000 |
| OPM | 615,000 |
| OSHA | 21,225,000 |
| RRB | 25,000 |
| SBA | 200,000 |
| SCS | 11,800 |
| SEC | 2,000 |
| SSA | 1,025,000 |
| TREAS | 2,110,650 |
| TVA | 7,787,451 |
| USDA | 12,560,500 |
| USDJ | 55,129,600 |
| USFS | 178,545,288 |
| USGS | 460,800 |
| USPC | 4,697,217 |
| USPHS | |
| USPS | 2,098,270 |
| VA | 75,000 |
| Subtotal, Other Agencies | 6,513,171,362 |
| GRAND TOTAL MA s | 6,978,942,094 |

RITA DECLARATIONS BY MAJOR OBJECT CLASS

AS OF 03-22-2006

| PROGRAM AREA | PROGRAM NAME | ALLOCATIONS | UN-OBLIGATED COMMITMENTS | OBLIGATIONS | UN-OBLIGATED ALLOCATIONS(c) | UN-LIQUIDATED OBLIGATIONS | EXPENDITURES | ALLOCATION AVAILABLE |
|--------------------|-----------------------------|--------------------|--------------------------|--------------------|-----------------------------|---------------------------|--------------------|----------------------|
| 1-HUMAN SERVICES | 2503-UNEMPLOYMENT | 18,291,421 | | 17,838,942 | 452,479 | | 17,838,942 | 452,479 |
| | 2504-CRISIS COUNSELING-NIMH | | | | | | | |
| | 2576-LEGAL SERVICES | 5,000 | | | 5,000 | | | 5,000 |
| | 2592-INSPECTIONS | 65,198,750 | 30,808 | 65,166,747 | 32,003 | 20,219,375 | 44,947,372 | 1,194 |
| | 4149-OTHER NEEDS ASSISTANCE | 92,475,000 | | 92,475,000 | | 569,133 | 91,905,867 | |
| | 414X-HOUSING ASSISTANCE | 1,034,142,280 | | 1,034,141,381 | 899 | 140,732,158 | 893,409,223 | 899 |
| | 4152-CRISIS COUNSELING-SCC | 1,557,215 | | 650,742 | 906,473 | 650,742 | | 906,473 |
| | 4154-OTHER NEEDS ASSISTANCE | 68,880,000 | | 68,880,000 | | 6,708,857 | 62,171,143 | |
| | MANUFACTURED HOUSING | 241,797,400 | 118,189,876 | 108,125,206 | 133,672,194 | 23,289,073 | 84,836,133 | 15,482,319 |
| TOTAL | 1,522,347,066 | 118,220,684 | 1,387,278,018 | 135,069,048 | 192,169,338 | 1,195,108,681 | 16,848,364 | |
| 2-INFRASTRUCTURE | 2594-INSPECTIONS | 18,395,900 | 2,550,000 | 15,782,400 | 2,613,500 | 11,941,371 | 3,841,029 | 63,500 |
| | 416X-PUBLIC ASSISTANCE | 357,547,097 | | 355,653,890 | 1,893,207 | 191,336,616 | 164,317,275 | 1,893,207 |
| | TOTAL | 375,942,997 | 2,550,000 | 371,436,290 | 4,506,707 | 203,277,986 | 168,158,304 | 1,956,707 |
| 3-MITIGATION | 2593-INSPECTIONS | 16,244,974 | 4,870,040 | 6,799,934 | 9,445,040 | 6,133,225 | 666,709 | 4,575,000 |
| | 4173-HAZARD MITIGATION | 1,888,844 | | 1,888,844 | | 1,888,844 | | |
| | TOTAL | 18,133,818 | 4,870,040 | 8,688,778 | 9,445,040 | 8,022,069 | 666,709 | 4,575,000 |
| 4-OPERATIONS | 2507-MISSIONS-TA | 1,100,000 | | 1,100,000 | | 1,035,443 | 64,557 | |
| | 2508-MISSIONS-DFA | 780,196,000 | | 768,513,600 | 11,682,400 | 767,535,945 | 977,655 | 11,682,400 |
| | TOTAL | 781,296,000 | | 769,613,600 | 11,682,400 | 768,571,389 | 1,042,211 | 11,682,400 |
| 5-ADMINISTRATION | 11XX-SALARIES & BENEFITS | 39,425,560 | | 38,369,307 | 1,056,253 | | 38,369,307 | 1,056,253 |
| | 21XX-TRAVEL | 29,569,738 | 31,829 | 29,318,466 | 251,271 | 4,143,291 | 25,175,175 | 219,442 |
| | 22XX-TRANSPORTION | 3,601,000 | 1,018,125 | 472,000 | 3,129,000 | 371,878 | 100,122 | 2,110,875 |
| | 23XX-RENT, COMM, UTILITIES | 21,097,325 | 3,502,563 | 16,236,540 | 4,860,785 | 7,634,618 | 8,601,922 | 1,358,222 |
| | 24XX-PRINT & REPRO | 1,143,000 | 147,100 | 792,586 | 350,414 | 550,106 | 242,480 | 203,314 |
| | 2501-MISSIONS-FOS | 433,228,685 | | 428,328,685 | 4,900,000 | 423,597,803 | 4,730,882 | 4,900,000 |
| | 25XX-OTHER SERVICES | 520,215,374 | 108,606,539 | 408,190,622 | 112,024,752 | 193,657,820 | 214,532,802 | 3,418,212 |
| | 26XX-SUPPLIES & MATERIALS | 49,280,975 | 7,181,832 | 41,679,459 | 7,601,515 | 10,751,148 | 30,928,311 | 419,684 |
| | 31XX-EQUIPMENT | 11,255,983 | 3,117,826 | 7,382,858 | 3,873,125 | 2,048,397 | 5,334,461 | 755,299 |
| | 32XX-LAND & STRUCTURES | 2,100,000 | 2,100,000 | | | 2,100,000 | | |
| | 4101-URBAN SEARCH & RESCUE | 22,470,000 | 120,000 | 22,350,000 | 120,000 | 18,499,885 | 3,850,115 | |
| TOTAL | 1,133,387,640 | 125,825,814 | 993,120,524 | 140,267,116 | 661,254,946 | 331,865,578 | 14,441,302 | |
| GRAND TOTAL | 3,831,107,521 | 251,466,538 | 3,530,137,211 | 300,970,311 | 1,833,295,728 | 1,696,841,482 | 49,503,772 | |

RITA DECLARATIONS BY PROGRAM AREA

AS OF 03-22-2006

| PROGRAM CODE | STATE NAME | PROGRAM AREA | ALLOCATIONS | UN-OBLIGATED COMMITMENTS | OBLIGATIONS | UN-OBLIGATED ALLOCATIONS(c) | UN-LIQUIDATED OBLIGATIONS | EXPENDITURES | ALLOCATION AVAILABLE |
|--------------------|------------|------------------|----------------------|--------------------------|----------------------|-----------------------------|---------------------------|----------------------|----------------------|
| 1606DR | TEXAS | 1-HUMAN SERVICES | 942,918,522 | 69,713,104 | 856,357,579 | 86,560,943 | 182,634,860 | 673,722,719 | 16,847,839 |
| | | 2-INFRASTRUCTURE | 233,493,900 | 2,550,000 | 230,037,195 | 3,456,705 | 102,043,950 | 127,993,245 | 906,705 |
| | | 3-MITIGATION | 11,399,991 | 4,135,000 | 2,699,991 | 8,700,000 | 2,423,689 | 276,302 | 4,565,000 |
| | | 4-OPERATIONS | 245,150,000 | | 242,467,600 | 2,682,400 | 242,383,220 | 84,380 | 2,682,400 |
| | | 5-ADMINISTRATION | 596,947,848 | 77,547,694 | 507,882,410 | 89,065,438 | 312,351,267 | 195,531,143 | 11,517,744 |
| | | TOTAL | 2,029,910,261 | 153,945,798 | 1,839,444,775 | 190,465,486 | 841,836,987 | 997,607,788 | 36,519,688 |
| 1607DR | LOUISIANA | 1-HUMAN SERVICES | 579,428,544 | 48,507,580 | 530,920,439 | 48,508,105 | 9,534,478 | 521,385,962 | 525 |
| | | 2-INFRASTRUCTURE | 129,164,097 | | 128,272,563 | 891,534 | 96,069,286 | 32,203,277 | 891,534 |
| | | 3-MITIGATION | 6,733,827 | 735,040 | 5,988,787 | 745,040 | 5,598,380 | 390,407 | 10,000 |
| | | 4-OPERATIONS | 530,036,000 | | 521,036,000 | 9,000,000 | 520,078,169 | 957,831 | 9,000,000 |
| | | 5-ADMINISTRATION | 414,213,513 | 48,278,121 | 363,011,835 | 51,201,678 | 228,762,953 | 134,248,881 | 2,923,557 |
| | | TOTAL | 1,659,575,981 | 97,520,741 | 1,549,229,624 | 110,346,357 | 860,043,265 | 689,186,358 | 12,825,617 |
| 3259EM | FLORIDA | 2-INFRASTRUCTURE | 8,700,000 | | 8,590,346 | 109,654 | 4,466,316 | 4,124,029 | 109,654 |
| | | 4-OPERATIONS | 10,000 | | 10,000 | | 10,000 | | |
| | | 5-ADMINISTRATION | 1,335,741 | | 1,335,741 | | 1,268,445 | 67,295 | |
| | | TOTAL | 10,045,741 | | 9,936,086 | 109,654 | 5,744,762 | 4,191,325 | 109,654 |
| 3260EM | LOUISIANA | 2-INFRASTRUCTURE | | | | | | | |
| | | 4-OPERATIONS | 1,100,000 | | 1,100,000 | | 1,100,000 | | |
| | | 5-ADMINISTRATION | 175,000 | | 175,000 | | 175,000 | | |
| | | TOTAL | 1,275,000 | | 1,275,000 | | 1,275,000 | | |
| 3261EM | TEXAS | 2-INFRASTRUCTURE | 4,585,000 | | 4,536,187 | 48,813 | 698,434 | 3,837,753 | 48,813 |
| | | 4-OPERATIONS | 5,000,000 | | 5,000,000 | | 5,000,000 | | |
| | | 5-ADMINISTRATION | 120,715,539 | | 120,715,539 | | 118,697,281 | 2,018,258 | |
| | | TOTAL | 130,300,539 | | 130,251,725 | 48,813 | 124,395,715 | 5,856,011 | 48,813 |
| GRAND TOTAL | | | 3,831,107,521 | 251,466,538 | 3,530,137,211 | 300,970,311 | 1,833,295,728 | 1,696,841,482 | 49,503,772 |

RITA MISSION ASSIGNMENTS

AS OF 03-22-2006

| OBLIGATIONS | |
|---------------------------------|----------------------|
| DHS AGENCIES | Total |
| CBP | 12,000,000 |
| FPS | 11,445,000 |
| NCS | 5,862,685 |
| USCG | 26,863,000 |
| Subtotal, DHS | 56,170,685 |
| OTHER AGENCIES | Total |
| APHIS | 20,000 |
| ARC | 40,000 |
| BIA | 317,600 |
| BUREC | 1,000,000 |
| CDC | |
| CNCS | 240,000 |
| COE-MVD | 384,325,000 |
| COE-NAD | |
| COE-SAD | 155,000 |
| COE-SWD | 296,635,000 |
| DHUD | 120,000 |
| DOD | 59,480,000 |
| DOE | 60,000 |
| DOI | 5,000 |
| DOT | 67,020,000 |
| EPA | 44,545,000 |
| GSA | 540,000 |
| HHS | 83,290,000 |
| NGA | 690,000 |
| NOAA | 2,790,000 |
| TREAS | 80,000 |
| TVA | 2,000,000 |
| USDA | 6,470,000 |
| USFS | 180,905,000 |
| USGS | 44,000 |
| USPC | 1,000,000 |
| VA | 10,000,000 |
| Subtotal, Other Agencies | 1,141,771,600 |
| GRAND TOTAL MA s | 1,197,942,285 |

WILMA DECLARATIONS BY MAJOR OBJECT CLASS

AS OF 03-22-2006

| PROGRAM AREA | PROGRAM NAME | ALLOCATIONS | UN-OBLIGATED COMMITMENTS | OBLIGATIONS | UN-OBLIGATED ALLOCATIONS(c) | UN-LIQUIDATED OBLIGATIONS | EXPENDITURES | ALLOCATION AVAILABLE |
|----------------------------|-----------------------------|--------------------|--------------------------|--------------------|-----------------------------|---------------------------|--------------------|----------------------|
| 1-HUMAN SERVICES | 2503-UNEMPLOYMENT | 5,770,125 | | 5,770,125 | | | 5,770,125 | |
| | 2504-CRISIS COUNSELING-NIMH | 3,246,808 | | 3,246,808 | | 3,246,808 | | |
| | 2576-LEGAL SERVICES | 5,000 | | 5,000 | | 5,000 | | |
| | 2592-INSPECTIONS | 42,429,400 | | 42,429,256 | 144 | 11,095,309 | 31,333,947 | 144 |
| | 4149-OTHER NEEDS ASSISTANCE | 148,000,000 | | 148,000,000 | | 8,786,025 | 139,213,975 | |
| | 414X-HOUSING ASSISTANCE | 156,695,000 | | 156,695,000 | | 21,290,240 | 135,404,760 | |
| | 4152-CRISIS COUNSELING-SCC | 2,628,148 | | 1,751,789 | 876,359 | 586,828 | 1,164,961 | 876,359 |
| | MANUFACTURED HOUSING | 89,013,000 | 8,342,576 | 76,428,871 | 12,584,129 | 15,140,315 | 61,288,556 | 4,241,554 |
| TOTAL | 447,787,481 | 8,342,576 | 434,326,849 | 13,460,632 | 60,150,525 | 374,176,325 | 5,118,056 | |
| 2-INFRASTRUCTURE | 2594-INSPECTIONS | 44,126,700 | 16,016,400 | 28,110,300 | 16,016,400 | 23,823,994 | 4,286,306 | |
| | 416X-PUBLIC ASSISTANCE | 585,050,000 | | 585,000,298 | 49,702 | 422,477,927 | 162,522,371 | 49,702 |
| | TOTAL | 629,176,700 | 16,016,400 | 613,110,598 | 16,066,102 | 446,301,921 | 166,808,677 | 49,702 |
| 3-MITIGATION | 2593-INSPECTIONS | 1,000,000 | 335,100 | 599,900 | 400,100 | 581,566 | 18,334 | 65,000 |
| | TOTAL | 1,000,000 | 335,100 | 599,900 | 400,100 | 581,566 | 18,334 | 65,000 |
| 4-OPERATIONS | 2507-MISSIONS-TA | 700,000 | | 700,000 | | 686,205 | 13,795 | |
| | 2508-MISSIONS-DFA | 233,328,384 | | 233,328,384 | | 232,595,129 | 733,254 | |
| | TOTAL | 234,028,384 | | 234,028,384 | | 233,281,334 | 747,050 | |
| 5-ADMINISTRATION | 11XX-SALARIES & BENEFITS | 32,973,330 | | 27,736,931 | 5,236,399 | | 27,736,931 | 5,236,399 |
| | 21XX-TRAVEL | 13,059,700 | 220,480 | 12,691,907 | 367,793 | 1,695,257 | 10,996,650 | 147,313 |
| | 22XX-TRANSPORTATION | 12,725,440 | 410,000 | 10,225,440 | 2,500,000 | 8,377,064 | 1,848,376 | 2,090,000 |
| | 23XX-RENT, COMM, UTILITIES | 5,871,000 | 3,083,686 | 2,810,500 | 3,060,500 | 1,183,491 | 1,627,009 | (23,186) |
| | 24XX-PRINT & REPRO | 323,500 | 39,928 | 265,870 | 57,630 | 151,954 | 113,916 | 17,702 |
| | 2501-MISSIONS-FOS | 132,029,012 | | 132,029,012 | | 125,394,264 | 6,634,748 | |
| | 25XX-OTHER SERVICES | 18,150,000 | 7,501,664 | 11,453,687 | 6,696,313 | 9,750,313 | 1,703,374 | (805,350) |
| | 26XX-SUPPLIES & MATERIALS | 91,470,000 | 16,087,973 | 74,566,543 | 16,903,457 | 73,694,612 | 871,931 | 815,484 |
| | 31XX-EQUIPMENT | 2,310,000 | 1,651,595 | 494,884 | 1,815,116 | 138,732 | 356,152 | 163,521 |
| | 32XX-LAND & STRUCTURES | 74,225 | 4,932 | 69,293 | 4,932 | 51,001 | 18,292 | |
| 4101-URBAN SEARCH & RESCUE | 6,216,000 | | 6,171,030 | 44,970 | 5,642,501 | 528,529 | 44,970 | |
| TOTAL | 315,202,207 | 29,000,257 | 278,515,097 | 36,687,110 | 226,079,189 | 52,435,908 | 7,686,853 | |
| GRAND TOTAL | 1,627,194,772 | 53,694,333 | 1,560,580,828 | 66,613,944 | 966,394,535 | 594,186,293 | 12,919,611 | |

WILMA DECLARATIONS BY PROGRAM AREA

AS OF 03-22-2006

| PROGRAM CODE | STATE NAME | PROGRAM AREA | ALLOCATIONS | UN-OBLIGATED COMMITMENTS | OBLIGATIONS | UN-OBLIGATED ALLOCATIONS(c) | LIQUIDATED OBLIGATIONS | EXPENDITURES | ALLOCATION AVAILABLE |
|--------------------|------------|------------------|----------------------|-----------------------------|----------------------|--------------------------------|---------------------------|--------------------|-------------------------|
| 1609DR | FLORIDA | 1-HUMAN SERVICES | 447,787,481 | 8,342,576 | 434,326,849 | 13,460,632 | 60,150,525 | 374,176,325 | 5,118,056 |
| | | 2-INFRASTRUCTURE | 629,176,700 | 16,016,400 | 613,110,598 | 16,066,102 | 446,301,921 | 166,808,677 | 49,702 |
| | | 3-MITIGATION | 1,000,000 | 335,100 | 599,900 | 400,100 | 581,566 | 18,334 | 65,000 |
| | | 4-OPERATIONS | 234,028,384 | | 234,028,384 | | 233,281,334 | 747,050 | |
| | | 5-ADMINISTRATION | 315,202,207 | 29,000,257 | 278,515,097 | 36,687,110 | 226,079,189 | 52,435,908 | 7,686,853 |
| | | TOTAL | 1,627,194,772 | 53,694,333 | 1,560,580,828 | 66,613,944 | 966,394,535 | 594,186,293 | 12,919,611 |
| GRAND TOTAL | | | 1,627,194,772 | 53,694,333 | 1,560,580,828 | 66,613,944 | 966,394,535 | 594,186,293 | 12,919,611 |

WILMA MISSION ASSIGNMENTS

AS OF 03-22-2006

| OBLIGATIONS | |
|---------------------------------|--------------------|
| DHS AGENCIES | Total |
| FPS | 30,521,512 |
| NCS | 40,000 |
| USCG | 120,000 |
| Subtotal, DHS | 30,681,512 |
| OTHER AGENCIES | Total |
| CIA | 200,000 |
| CNCS | 1,250,000 |
| COE-SAD | 293,772,000 |
| DOC | 200,000 |
| DOD | 3,550,000 |
| DOE | 55,000 |
| DOI | 28,384 |
| DOT | 20,083,000 |
| EPA | 440,000 |
| GSA | 130,000 |
| HHS | 9,395,000 |
| NOAA | 115,000 |
| NPS | |
| SSA | 200,000 |
| USDA | 330,000 |
| USDJ | 45,000 |
| USFS | 5,580,000 |
| USFWS | |
| USGS | 2,500 |
| Subtotal, Other Agencies | 335,375,884 |
| GRAND TOTAL MA s | 366,057,396 |



**FINANCIAL INFORMATION TOOL
FOR HURRICANE KATRINA, RITA, & WILMA DECLARATIONS ONLY
NOTES & TERMS**

| ITEM | DESCRIPTION |
|----------------------------|---|
| 21XX-TRAVEL OF PEOPLE | Travel & transportation costs of FEMA employees and evacuating disaster victims |
| 22XX-TRANSPORT OF THINGS | Transporting things such as express mail and equipment |
| 23XX-RENT, COMM, UTILITIES | JFO Office space, DRC Office space, phone lines, electricity, water, etc. |
| 24XX-PRINT & REPRO | Quick Copy service, printing and duplicating , etc. |
| 2501-MISSIONS-FOS | Federal Operational Support - OFA Administrative costs such as travel, overtime, etc. |
| 2503-UNEMPLOYMENT | Unemployment assistance to disaster victims |
| 2507-MISSIONS-TA | Technical Assistance - provided by an OFA to the State & Local Governments |
| 2508-MISSIONS-DFA | Direct Federal Assistance - provided by OFAs to directly benefit the State/Local Government and/or citizens usually commodities and services like ice, water, meals, etc. |
| 2576-LEGAL SERVICES | Provided to assist disaster victims |
| 2592-INSPECTIONS IHP/IFG | To inspect individual disaster victim's homes to determine eligibility for FEMA assistance programs |
| 2593-INSPECTIONS HMTAP | To provide inspections, reviews and other technical assistance related to the Hazard Mitigation Program |
| 2594-INSPECTIONS PA TAC | To prepare preliminary damage assessments and damage survey reports for the Public Assistance Program |
| 25XX-OTHER SERVICES | Other services provided by contract not otherwise categorized |
| 26XX-SUPPLIES & MATERIALS | Office supplies, IT supplies, safety supplies, fuel, clothing, food, drinking water, parts, etc. |
| 31XX-EQUIPMENT | Durable personal property that has an expected life of 1 year or more such as equipment, tools, computers, etc. |
| 32XX-LAND & STRUCTURES | Real estate and permanent improvements to real estate |
| 4101-URBAN SEARCH & RESCUE | Cost of searching for and rescuing disaster victims from the disaster site(s) |
| 414X-HOUSING & OTHER NEEDS | Awards to disaster victims for rent, hotels, minimal repairs, replacement, etc. |
| 4154-OTHER NEEDS | Awards to disaster victims for medical, dental, funeral, personal property, clothing, furniture, and similar needs |
| 416X-PUBLIC ASSISTANCE | Grants to States for projects under Infrastructue also known as the Public Assistance Program |
| 4173-HAZARD MITIGATION | Grants to States for projects under the Mitigation Program |
| CRISIS COUNSELING | Grants to States or to the National Institutes of Mental Health to assist disaster victims |
| DRC | Disaster Recovery Center for assisting disaster victims in applying for disaster assistance |
| JFO | Joint Field Office |
| MANUFACTURED HOUSING | Costs of setting up short term temporary housing for disaster victims including manufactured housing and pad setup |
| OFA | Other Federal Agency other than FEMA |
| PROGRAM CODE | Disaster Number |
| PROGRAM NAME | Identifies and groups costs associated with a specific FEMA Program |
| VENDOR ALPHA | Name of private company, OFA, or State/Local government with whom FEMA has contracted to provide commodities or services, or pay grants/awards |
| | |
| | |

FINANCIAL INFORMATION TOOL
FOR HURRICANE KATRINA, RITA, & WILMA DECLARATIONS ONLY
VENDORS WITH CUMMULATIVE OBLIGATIONS GREATER THAN OR EQUAL TO \$50 MILLION IN DESCENDING ORDER BY OBLIGATIONS
AS OF 03-22-2006

| VENDOR ALPHA | OBLIGATIONS | EXPENDITURES |
|---|--------------------------|--------------------------|
| LA OFFICE OF HOMELAND SECURITY | 6,603,457,677.47 | 5,279,862,801.83 |
| US ARMY CORPS OF ENGINEERS | 4,959,549,191.44 | 278,235,782.48 |
| MISSISSIPPI, STATE OF | 2,045,940,694.37 | 1,637,299,091.40 |
| DEPARTMENT OF DEFENSE | 1,498,583,566.82 | 272,906,144.97 |
| TX DEPARTMENT OF PUBLIC SAFETY | 1,302,176,065.65 | 978,336,973.85 |
| FLORIDA BUREAU OF DISASTER | 1,054,388,166.87 | 502,068,129.35 |
| ENVIRONMENTAL PROTECTION AGENCY | 761,213,137.00 | 500,400.07 |
| FLUOR DANIEL INC | 682,561,398.98 | 248,548,350.63 |
| GULF STREAM COACH, INC. | 521,377,500.00 | 463,483,716.00 |
| DEPARTMENT OF TRANSPORTATION | 506,830,213.00 | 45,320,799.31 |
| BECHTEL NATIONAL, INC. | 465,619,328.50 | 263,712,876.27 |
| CORPORATE LODGING CONSULTANTS, INC. | 460,670,600.00 | 345,944,568.29 |
| SHAW ENVIRONMENTAL & INFRASTRUCTURE | 414,276,914.50 | 137,217,234.10 |
| USDA FOREST SERVICE | 384,390,788.00 | 180.91 |
| MORGAN BUILDINGS & SPAS, INC. | 372,324,890.00 | 304,995,177.48 |
| US DEPARTMENT OF LABOR | 352,873,869.00 | 331,643,523.44 |
| PRECISION HOMES | 287,515,000.00 | 283,162,796.99 |
| DEPARTMENT OF HEALTH AND HUMAN SERVICES | 271,291,683.00 | 10,711,850.56 |
| AMERICAN RED CROSS | 250,294,800.00 | 248,948,173.63 |
| US COAST GUARD | 241,540,501.00 | |
| FEDERAL PROTECTIVE SERVICE/DHS | 221,414,962.90 | 961,462.96 |
| AL EMERGENCY MANAGEMENT AGENCY | 218,495,698.14 | 175,698,784.07 |
| CH2M HILL CONSTRUCTORS, INC. | 191,177,828.25 | 106,243,530.60 |
| GENERAL SERVICES ADMINISTRATION | 176,840,090.76 | 16,414,267.16 |
| CLEARBROOK LLC | 176,302,412.00 | 131,051,492.96 |
| GBL'S | 154,872,500.00 | 87,470,402.85 |
| CMH MANUFACTURING, INC. | 138,967,578.79 | 109,193,483.79 |
| PARTNERSHIP FOR RESPONSE & RECOVERY | 136,826,326.79 | 98,460,547.70 |
| FEMA GROUP TRAVEL | 129,650,629.17 | 109,960,389.92 |
| NORTH AMERICAN CATASTROPHE SVCS INC | 127,417,151.00 | 119,365,960.89 |
| BOURGET'S OF THE SOUTH, LLC | 119,499,655.60 | 119,499,655.60 |
| ALLTECH | 113,709,059.60 | 80,170,304.21 |
| NISTC | 108,818,700.00 | 22,822,164.51 |
| EMERGENCY RESPONSE PROG MANAGEMENT | 108,535,800.00 | 40,463,315.85 |
| AMERICOLD LOGISTICS LLC | 89,668,506.58 | 76,021,588.79 |
| HOUSING & URBAN DEVELOPMENT | 83,015,000.00 | 32,429,029.57 |
| CHAMPION HOME BUILDERS CO | 80,759,579.79 | 70,400,027.50 |
| US BANK | 68,855,215.12 | 28,442,220.62 |
| CUSTOMS AND BORDER PROTECTION | 61,177,879.00 | 6,795,166.08 |
| U S DEPARTMENT OF JUSTICE | 55,174,600.00 | 3,069,530.97 |
| Grand Total | 25,998,055,159.09 | 13,067,831,898.16 |

FINANCIAL INFORMATION TOOL
FOR HURRICANE KATRINA, RITA, & WILMA DECLARATIONS ONLY
VENDORS WITH CUMMULATIVE OBLIGATIONS GREATER THAN OR EQUAL TO \$50 MILLION IN DESCENDING ORDER BY OBLIGATIONS

AS OF 03-22-2006

| VENDOR ALPHA | PROGRAM NAME | PROG CODE | STATE NAME | EVENT NAME | OBLIGATIONS | EXPENDITURES | |
|--|---|----------------------------|-------------|--------------|-------------------------|-------------------------|-------------------|
| LA OFFICE OF HOMELAND SECURITY | 414X-HOUSING & OTHER NEEDS | 1603DR | LOUISIANA | KATRINA | 4,192,641,776.61 | 4,119,720,222.14 | |
| | | 1607DR | LOUISIANA | RITA | 490,601,564.97 | 488,950,692.26 | |
| | 416X-PUBLIC ASSISTANCE | 1603DR | LOUISIANA | KATRINA | 1,771,132,120.98 | 633,280,426.48 | |
| | | 1607DR | LOUISIANA | RITA | 124,420,652.91 | 31,962,226.86 | |
| | 4173-HAZARD MITIGATION | 1603DR | LOUISIANA | KATRINA | 10,795,418.00 | | |
| | | 1607DR | LOUISIANA | RITA | 1,888,844.00 | | |
| LA OFFICE OF HOMELAND SECURITY Total US ARMY CORPS OF ENGINEERS | CRISIS COUNSELING | 1603DR | LOUISIANA | KATRINA | 11,977,300.00 | 5,949,234.09 | |
| | | | | | 6,603,457,677.47 | 5,279,862,801.83 | |
| | 2501-MISSIONS-FOS | 1602DR | FLORIDA | KATRINA | 405,000.00 | 36,684.52 | |
| | | 1603DR | LOUISIANA | KATRINA | 47,273,364.00 | 2,323,473.83 | |
| | | 1604DR | MISSISSIPPI | KATRINA | 454,590,739.91 | 54,990,569.01 | |
| | | 1605DR | ALABAMA | KATRINA | 30,300,000.00 | 9,642,294.56 | |
| | | 1606DR | TEXAS | RITA | 61,095,000.00 | 2,866,841.36 | |
| | | 1607DR | LOUISIANA | RITA | 2,825,000.00 | 217,172.45 | |
| | | 1609DR | FLORIDA | WILMA | 70,822,000.00 | 6,587,108.11 | |
| | | 3213EM | MISSISSIPPI | KATRINA | 160,561.11 | 56,404.93 | |
| | | 3214EM | ALABAMA | KATRINA | | | |
| | | 3259EM | FLORIDA | RITA | 155,000.00 | 22,494.74 | |
| | 2507-MISSIONS-TA | 3261EM | TEXAS | RITA | 10,090,000.00 | | |
| | | 1603DR | LOUISIANA | KATRINA | 7,180,000.00 | 253,089.98 | |
| | | 1604DR | MISSISSIPPI | KATRINA | 243,255.98 | 122,758.06 | |
| | | 1606DR | TEXAS | RITA | 100,000.00 | 7,204.17 | |
| | 2508-MISSIONS-DFA | 1607DR | LOUISIANA | RITA | 1,000,000.00 | 57,352.50 | |
| | | 1609DR | FLORIDA | WILMA | 600,000.00 | 13,795.43 | |
| | | 1603DR | LOUISIANA | KATRINA | 2,070,992,000.00 | 32,254,350.69 | |
| | | 1604DR | MISSISSIPPI | KATRINA | 1,221,756,594.87 | 115,722,463.36 | |
| | | 1605DR | ALABAMA | KATRINA | 151,000,000.00 | 51,280,277.46 | |
| | | 1606DR | TEXAS | RITA | 220,350,000.00 | 77,175.75 | |
| | | 1607DR | LOUISIANA | RITA | 380,500,000.00 | 774,613.48 | |
| | | 1609DR | FLORIDA | WILMA | 222,350,000.00 | 733,254.46 | |
| | | 3260EM | LOUISIANA | RITA | | | |
| | | 3261EM | TEXAS | RITA | 5,000,000.00 | | |
| | US ARMY CORPS OF ENGINEERS Total MISSISSIPPI, STATE OF | 25XX-OTHER SERVICES | 1603DR | LOUISIANA | KATRINA | 500,000.00 | |
| | | 416X-PUBLIC ASSISTANCE | 3234EM | SOUTH DAKOTA | KATRINA | 261,675.57 | 196,403.63 |
| | | | | | | 4,959,549,191.44 | 278,235,782.48 |
| | MISSISSIPPI, STATE OF | 414X-HOUSING & OTHER NEEDS | 1604DR | MISSISSIPPI | KATRINA | 1,195,273,810.06 | 1,161,819,425.08 |
| | | 416X-PUBLIC ASSISTANCE | 1604DR | MISSISSIPPI | KATRINA | 842,779,720.31 | 472,819,182.32 |
| | MISSISSIPPI, STATE OF Total DEPARTMENT OF DEFENSE | 4173-HAZARD MITIGATION | 1604DR | MISSISSIPPI | KATRINA | 5,374,186.00 | 243,508.00 |
| 1604DR | | | MISSISSIPPI | KATRINA | 2,512,978.00 | 2,512,978.00 | |
| 2501-MISSIONS-FOS | | | | | 2,045,940,694.37 | 1,637,299,091.40 | |
| | | 1602DR | FLORIDA | KATRINA | 100,000.00 | | |
| | | 1603DR | LOUISIANA | KATRINA | 270,475,000.00 | 10,035,735.21 | |
| | | 1604DR | MISSISSIPPI | KATRINA | 770,195,044.00 | 195,558,337.43 | |
| | | 1605DR | ALABAMA | KATRINA | 2,510,000.00 | | |
| | | 1606DR | TEXAS | RITA | 23,100,000.00 | | |
| | | 1607DR | LOUISIANA | RITA | 10,000,000.00 | | |
| | | 1609DR | FLORIDA | WILMA | 2,650,000.00 | | |
| | | 3212EM | LOUISIANA | KATRINA | 250,000.00 | | |
| | | 3213EM | MISSISSIPPI | KATRINA | 10,000.00 | 8,102.84 | |
| | | 3214EM | ALABAMA | KATRINA | | | |
| | | 3216EM | TEXAS | KATRINA | 20,000.00 | | |
| | | 3259EM | FLORIDA | RITA | 255,000.00 | | |
| | | 3260EM | LOUISIANA | RITA | | | |
| | | 3261EM | TEXAS | RITA | 11,315,000.00 | | |
| 2508-MISSIONS-DFA | | 1603DR | LOUISIANA | KATRINA | 24,812,000.00 | | |
| | | 1604DR | MISSISSIPPI | KATRINA | 54,950,344.86 | 4,419,230.69 | |
| | | 1606DR | TEXAS | RITA | 2,810,000.00 | | |
| | | 1607DR | LOUISIANA | RITA | 11,000,000.00 | | |
| | | 1609DR | FLORIDA | WILMA | 900,000.00 | | |
| | | 3216EM | TEXAS | KATRINA | | | |
| | | 3260EM | LOUISIANA | RITA | 1,000,000.00 | | |
| 25XX-OTHER SERVICES | | 1603DR | LOUISIANA | KATRINA | 16,082.04 | | |
| | | 1604DR | MISSISSIPPI | KATRINA | 313,372.80 | | |
| | | 1605DR | ALABAMA | KATRINA | 79,950.24 | | |

| VENDOR ALPHA | PROGRAM NAME | PROG CODE | STATE NAME | EVENT NAME | OBLIGATIONS | EXPENDITURES | |
|---|--|---|----------------|-----------------------|-----------------------|-----------------------|-------------------|
| DEPARTMENT OF DEFENSE Total TX DEPARTMENT OF PUBLIC SAFETY | 26XX-SUPPLIES & MATERIALS | 1603DR | LOUISIANA | KATRINA | 149,535,482.19 | 62,879,315.04 | |
| | | 1604DR | MISSISSIPPI | KATRINA | 90,958,532.13 | | |
| | | 1609DR | FLORIDA | WILMA | 70,371,168.00 | | |
| | MANUFACTURED HOUSING | 1603DR | LOUISIANA | KATRINA | 451,276.92 | | |
| | | 1604DR | MISSISSIPPI | KATRINA | 425,363.40 | 5,423.76 | |
| | | 1606DR | TEXAS | RITA | 79,950.24 | | |
| | | | | | 1,498,583,566.82 | 272,906,144.97 | |
| | 414X-HOUSING & OTHER NEEDS | 1606DR | TEXAS | RITA | 636,014,000.00 | 496,363,581.49 | |
| | 4154-OTHER NEEDS | 1606DR | TEXAS | RITA | 68,880,000.00 | 62,171,143.30 | |
| | TX DEPARTMENT OF PUBLIC SAFETY Total FLORIDA BUREAU OF DISASTER | 416X-PUBLIC ASSISTANCE | 1606DR | TEXAS | RITA | 218,106,795.07 | 124,393,355.38 |
| CRISIS COUNSELING | | 3216EM | TEXAS | KATRINA | 364,350,095.95 | 287,528,556.70 | |
| | | 3261EM | TEXAS | RITA | 4,536,186.63 | 3,837,752.98 | |
| | | 1603DR | LOUISIANA | KATRINA | 9,638,246.00 | 4,042,584.00 | |
| | | 1606DR | TEXAS | RITA | 650,742.00 | | |
| | | | | | 1,302,176,065.65 | 978,336,973.85 | |
| 414X-HOUSING & OTHER NEEDS | | 1609DR | FLORIDA | WILMA | 304,695,000.00 | 274,618,735.57 | |
| 416X-PUBLIC ASSISTANCE | | 1602DR | FLORIDA | KATRINA | 142,976,642.92 | 59,382,579.79 | |
| FLORIDA BUREAU OF DISASTER Total ENVIRONMENTAL PROTECTION AGENCY | | CRISIS COUNSELING | 1609DR | FLORIDA | WILMA | 585,000,297.99 | 162,522,371.30 |
| | | | 3220EM | FLORIDA | KATRINA | 7,845,818.93 | 255,452.03 |
| | 3259EM | | FLORIDA | RITA | 8,590,345.63 | 4,124,029.38 | |
| | 1604DR | | MISSISSIPPI | KATRINA | 3,528,272.00 | | |
| | 1609DR | | FLORIDA | WILMA | 1,751,789.40 | 1,164,961.28 | |
| | | | | | 1,054,388,166.87 | 502,068,129.35 | |
| | 2501-MISSIONS-FOS | | 1602DR | FLORIDA | KATRINA | 20,000.00 | |
| | | | 1603DR | LOUISIANA | KATRINA | 22,517,000.00 | |
| | | | 1604DR | MISSISSIPPI | KATRINA | 2,529,200.00 | |
| | | | 1605DR | ALABAMA | KATRINA | 10,000.00 | 4,164.37 |
| | | 1606DR | TEXAS | RITA | 10,000.00 | | |
| | 2507-MISSIONS-TA | 1609DR | FLORIDA | WILMA | 40,000.00 | | |
| | | 3213EM | MISSISSIPPI | KATRINA | 10,000.00 | 6,188.73 | |
| | | 3214EM | ALABAMA | KATRINA | | | |
| | | 3259EM | FLORIDA | RITA | 10,000.00 | | |
| | | 3260EM | LOUISIANA | RITA | 25,000.00 | | |
| | | 3261EM | TEXAS | RITA | 5,000,000.00 | | |
| | | 1603DR | LOUISIANA | KATRINA | 2,500,000.00 | | |
| | | 1604DR | MISSISSIPPI | KATRINA | 10,300,000.00 | | |
| | | 1605DR | ALABAMA | KATRINA | 3,000,000.00 | | |
| | | 1609DR | FLORIDA | WILMA | 100,000.00 | | |
| | 2508-MISSIONS-DFA | 3214EM | ALABAMA | KATRINA | | | |
| | | 1603DR | LOUISIANA | KATRINA | 197,000,000.00 | | |
| | | 1604DR | MISSISSIPPI | KATRINA | 57,000,000.00 | | |
| | | ENVIRONMENTAL PROTECTION AGENCY Total FLUOR DANIEL INC | 1605DR | ALABAMA | KATRINA | 27,000,000.00 | 490,046.97 |
| 1607DR | | | LOUISIANA | RITA | 39,500,000.00 | | |
| 1609DR | FLORIDA | | WILMA | 300,000.00 | | | |
| 1603DR | LOUISIANA | | KATRINA | 258,065,898.00 | | | |
| 1607DR | LOUISIANA | | RITA | 136,276,039.00 | | | |
| | | | | 761,213,137.00 | 500,400.07 | | |
| 2594-INSPECTIONS PA TAC | 1602DR | | FLORIDA | KATRINA | 2,800,000.00 | 1,263,397.90 | |
| | 1603DR | | LOUISIANA | KATRINA | 54,114,000.00 | 10,090,369.16 | |
| | 1604DR | | MISSISSIPPI | KATRINA | 28,550,000.00 | 6,227,507.79 | |
| | 1605DR | | ALABAMA | KATRINA | 570,000.00 | 123,449.31 | |
| | 1606DR | TEXAS | RITA | 4,810,000.00 | 2,185,181.76 | | |
| | 1607DR | LOUISIANA | RITA | 3,852,000.00 | 241,139.92 | | |
| | 1609DR | FLORIDA | WILMA | 11,645,000.00 | 615,358.45 | | |
| | 3216EM | TEXAS | KATRINA | 2,250,000.00 | 833,836.25 | | |
| | 1603DR | LOUISIANA | KATRINA | 565,939,797.98 | 225,167,379.79 | | |
| | FLUOR DANIEL INC Total GULF STREAM COACH, INC. | 1605DR | ALABAMA | KATRINA | 1,816,792.00 | 1,155,968.58 | |
| 1606DR | | TEXAS | RITA | 4,701,226.00 | 644,761.72 | | |
| 1609DR | | FLORIDA | WILMA | 1,512,583.00 | | | |
| | | | | 682,561,398.98 | 248,548,350.63 | | |
| MANUFACTURED HOUSING | | 1603DR | LOUISIANA | KATRINA | 100,621,000.00 | 100,469,669.00 | |
| | | 1604DR | MISSISSIPPI | KATRINA | 73,885,500.00 | 73,289,761.00 | |
| | | 1605DR | ALABAMA | KATRINA | 346,871,000.00 | 289,724,286.00 | |
| | | | | | 521,377,500.00 | 463,483,716.00 | |
| | | GULF STREAM COACH, INC. Total DEPARTMENT OF TRANSPORTATION | 1604DR | MISSISSIPPI | KATRINA | | |
| 1602DR | | | FLORIDA | KATRINA | 6,010,000.00 | 126,376.88 | |
| 1603DR | LOUISIANA | | KATRINA | 70,843,000.00 | 72,495.00 | | |
| 1604DR | MISSISSIPPI | | KATRINA | 46,256,000.00 | 5,879,188.09 | | |
| 1605DR | ALABAMA | | KATRINA | 24,010,000.00 | 6,292.23 | | |
| 1606DR | TEXAS | | RITA | 15,100,000.00 | 902,189.48 | | |
| 1607DR | LOUISIANA | | RITA | 25,110,000.00 | 722,184.19 | | |
| 1609DR | FLORIDA | | WILMA | 20,083,000.00 | 44,305.88 | | |
| 3212EM | LOUISIANA | | KATRINA | 6,120,000.00 | 62,555.20 | | |
| 3213EM | MISSISSIPPI | | KATRINA | 35,000.00 | 16,073.98 | | |

| VENDOR ALPHA | PROGRAM NAME | PROG CODE | STATE NAME | EVENT NAME | OBLIGATIONS | EXPENDITURES |
|--|------------------------------|-----------|----------------|------------|-----------------------|----------------------|
| | | 3214EM | ALABAMA | KATRINA | | |
| | | 3215EM | ARKANSAS | KATRINA | 50,000.00 | |
| | | 3216EM | TEXAS | KATRINA | 4,000,000.00 | |
| | | 3259EM | FLORIDA | RITA | 10,000.00 | |
| | | 3261EM | TEXAS | RITA | 16,800,000.00 | |
| | 2507-MISSIONS-TA | 1604DR | MISSISSIPPI | KATRINA | 50,000.00 | |
| | 2508-MISSIONS-DFA | 1603DR | LOUISIANA | KATRINA | 256,000,000.00 | 37,363,273.08 |
| | | 1604DR | MISSISSIPPI | KATRINA | 3,353,213.00 | |
| | | 1607DR | LOUISIANA | RITA | 10,000,000.00 | 125,865.30 |
| | | 3215EM | ARKANSAS | KATRINA | 500,000.00 | |
| | | 3216EM | TEXAS | KATRINA | 2,500,000.00 | |
| | | 3260EM | LOUISIANA | RITA | | |
| DEPARTMENT OF TRANSPORTATION Total | | | | | 506,830,213.00 | 45,320,799.31 |
| BECHTEL NATIONAL, INC. | 25XX-OTHER SERVICES | 1604DR | MISSISSIPPI | KATRINA | 8,116,537.50 | |
| | MANUFACTURED HOUSING | 1603DR | LOUISIANA | KATRINA | 1,117,125.00 | |
| | | 1604DR | MISSISSIPPI | KATRINA | 456,385,666.00 | 263,712,876.27 |
| BECHTEL NATIONAL, INC. Total | | | | | 465,619,328.50 | 263,712,876.27 |
| CORPORATE LODGING CONSULTANTS, INC. | 21XX-TRAVEL OF PEOPLE | 1604DR | MISSISSIPPI | KATRINA | 45,000.00 | 39,784.85 |
| | 25XX-OTHER SERVICES | 1603DR | LOUISIANA | KATRINA | 200,919,264.00 | 158,105,663.62 |
| | | 1604DR | MISSISSIPPI | KATRINA | 95,804,376.00 | 73,639,145.49 |
| | | 1605DR | ALABAMA | KATRINA | 23,026,280.00 | 12,132,581.24 |
| | | 1606DR | TEXAS | RITA | 80,101,352.00 | 62,324,261.48 |
| | | 1607DR | LOUISIANA | RITA | 60,774,328.00 | 39,703,131.61 |
| CORPORATE LODGING CONSULTANTS, INC. Total | | | | | 460,670,600.00 | 345,944,568.29 |
| SHAW ENVIRONMENTAL & INFRASTRUCTURE | MANUFACTURED HOUSING | 1603DR | LOUISIANA | KATRINA | 379,538,376.50 | 114,747,790.09 |
| | | 1604DR | MISSISSIPPI | KATRINA | 2,756,363.00 | 1,446,033.17 |
| | | 1605DR | ALABAMA | KATRINA | 9,949,690.00 | 4,561,142.26 |
| | | 1606DR | TEXAS | RITA | 20,528,590.00 | 15,204,623.47 |
| | | 1607DR | LOUISIANA | RITA | 1,503,895.00 | 1,257,645.11 |
| | | | | | 414,276,914.50 | 137,217,234.10 |
| SHAW ENVIRONMENTAL & INFRASTRUCTURE Total | | | | | 85,000.00 | |
| USDA FOREST SERVICE | 2501-MISSIONS-FOS | 1602DR | FLORIDA | KATRINA | 85,000.00 | |
| | | 1603DR | LOUISIANA | KATRINA | 139,776,000.00 | |
| | | 1604DR | MISSISSIPPI | KATRINA | 8,607,000.00 | |
| | | 1605DR | ALABAMA | KATRINA | 1,280,000.00 | |
| | | 1606DR | TEXAS | RITA | 124,330,000.00 | |
| | | 1609DR | FLORIDA | WILMA | 5,910,000.00 | |
| | | 3213EM | MISSISSIPPI | KATRINA | 80,288.00 | |
| | | 3214EM | ALABAMA | KATRINA | | |
| | | 3216EM | TEXAS | KATRINA | 5,000.00 | |
| | | 3217EM | TENNESSEE | KATRINA | | |
| | | 3218EM | GEORGIA | KATRINA | | |
| | | 3222EM | NORTH CAROLINA | KATRINA | | |
| | | 3231EM | KENTUCKY | KATRINA | | |
| | | 3233EM | SOUTH CAROLINA | KATRINA | | |
| | | 3241EM | ARIZONA | KATRINA | 2,000,000.00 | 180.91 |
| | | 3259EM | FLORIDA | RITA | 740,000.00 | |
| | | 3261EM | TEXAS | RITA | 21,155,000.00 | |
| | 2507-MISSIONS-TA | 1602DR | FLORIDA | KATRINA | 10,000.00 | |
| | | 1604DR | MISSISSIPPI | KATRINA | 62,500.00 | |
| | 2508-MISSIONS-DFA | 1603DR | LOUISIANA | KATRINA | 10,000,000.00 | |
| | | 1604DR | MISSISSIPPI | KATRINA | 6,700,000.00 | |
| | | 1606DR | TEXAS | RITA | 650,000.00 | |
| | | 1607DR | LOUISIANA | RITA | 40,500,000.00 | |
| | | 3216EM | TEXAS | KATRINA | 22,500,000.00 | |
| USDA FOREST SERVICE Total | | | | | 384,390,788.00 | 180.91 |
| MORGAN BUILDINGS & SPAS, INC. | 25XX-OTHER SERVICES | 1606DR | TEXAS | RITA | 14,996.00 | |
| | 31XX-EQUIPMENT | 1603DR | LOUISIANA | KATRINA | 125,000.00 | 125,000.00 |
| | MANUFACTURED HOUSING | 1603DR | LOUISIANA | KATRINA | 114,362,394.00 | 64,292,415.70 |
| | | 1604DR | MISSISSIPPI | KATRINA | 26,122,500.00 | 26,032,892.52 |
| | | 1605DR | ALABAMA | KATRINA | 231,700,000.00 | 214,544,869.26 |
| MORGAN BUILDINGS & SPAS, INC. Total | | | | | 372,324,890.00 | 304,995,177.48 |
| US DEPARTMENT OF LABOR | 2501-MISSIONS-FOS | 1603DR | LOUISIANA | KATRINA | | |
| | | 1604DR | MISSISSIPPI | KATRINA | 325,000.00 | 17,938.44 |
| | 2503-UNEMPLOYMENT | 1603DR | LOUISIANA | KATRINA | 256,039,802.00 | 251,116,518.00 |
| | | 1604DR | MISSISSIPPI | KATRINA | 71,750,000.00 | 55,750,000.00 |
| | | 1605DR | ALABAMA | KATRINA | 1,150,000.00 | 1,150,000.00 |
| | | 1606DR | TEXAS | RITA | 6,529,529.00 | 6,529,529.00 |
| | | 1607DR | LOUISIANA | RITA | 11,309,413.00 | 11,309,413.00 |
| | | 1609DR | FLORIDA | WILMA | 5,770,125.00 | 5,770,125.00 |
| US DEPARTMENT OF LABOR Total | | | | | 352,873,869.00 | 331,643,523.44 |
| PRECISION HOMES | MANUFACTURED HOUSING | 1603DR | LOUISIANA | KATRINA | 125,000,000.00 | 125,000,000.00 |
| | | 1605DR | ALABAMA | KATRINA | 162,515,000.00 | 158,162,796.99 |
| PRECISION HOMES Total | | | | | 287,515,000.00 | 283,162,796.99 |
| DEPARTMENT OF HEALTH AND HUMAN SERVICES | 2501-MISSIONS-FOS | 1602DR | FLORIDA | KATRINA | 365,000.00 | |



| VENDOR ALPHA | PROGRAM NAME | PROG CODE | STATE NAME | EVENT NAME | OBLIGATIONS | EXPENDITURES | |
|--------------|---|-------------------|----------------|-------------|----------------|----------------|------------|
| | | 1603DR | LOUISIANA | KATRINA | 515,000.00 | | |
| | | 1604DR | MISSISSIPPI | KATRINA | 2,695,000.00 | | |
| | | 1605DR | ALABAMA | KATRINA | 50,000.00 | | |
| | | 1606DR | TEXAS | RITA | 23,000,000.00 | | |
| | | 1609DR | FLORIDA | WILMA | 1,230,000.00 | | |
| | | 3213EM | MISSISSIPPI | KATRINA | 50,000.00 | | |
| | | 3214EM | ALABAMA | KATRINA | | | |
| | | 3215EM | ARKANSAS | KATRINA | 10,000.00 | | |
| | | 3216EM | TEXAS | KATRINA | 80,000.00 | | |
| | | 3217EM | TENNESSEE | KATRINA | 2,000.00 | | |
| | | 3218EM | GEORGIA | KATRINA | 52,000.00 | | |
| | | 3222EM | NORTH CAROLINA | KATRINA | 2,000.00 | | |
| | | 3231EM | KENTUCKY | KATRINA | 2,000.00 | | |
| | | 3233EM | SOUTH CAROLINA | KATRINA | 2,000.00 | | |
| | | 3259EM | FLORIDA | RITA | 10,000.00 | | |
| | | 3261EM | TEXAS | RITA | 40,180,000.00 | | |
| | 2507-MISSIONS-TA | 1603DR | LOUISIANA | KATRINA | 30,000.00 | | |
| | | 1604DR | MISSISSIPPI | KATRINA | 682,300.00 | | |
| | | 3217EM | TENNESSEE | KATRINA | 5,000.00 | | |
| | 2508-MISSIONS-DFA | 1603DR | LOUISIANA | KATRINA | 78,150,000.00 | | |
| | | 1604DR | MISSISSIPPI | KATRINA | 64,895,500.00 | | |
| | | 1605DR | ALABAMA | KATRINA | | | |
| | | 1607DR | LOUISIANA | RITA | 20,100,000.00 | | |
| | | 1609DR | FLORIDA | WILMA | 8,165,000.00 | | |
| | | 3215EM | ARKANSAS | KATRINA | 3,000,000.00 | | |
| | | 3216EM | TEXAS | KATRINA | 10,050,000.00 | | |
| | | 3237EM | ALABAMA | KATRINA | 1,000,000.00 | | |
| | | 3260EM | LOUISIANA | RITA | | | |
| | 25XX-OTHER SERVICES | 1604DR | MISSISSIPPI | KATRINA | 2,909,940.00 | 1,502,345.68 | |
| | | 1605DR | ALABAMA | KATRINA | 205,500.00 | | |
| | | 1606DR | TEXAS | RITA | 400,000.00 | | |
| | | 1609DR | FLORIDA | WILMA | 10,000.00 | | |
| | | 1604DR | MISSISSIPPI | KATRINA | 3,050,000.00 | 2,551,115.88 | |
| | 26XX-SUPPLIES & MATERIALS CRISIS COUNSELING | 1604DR | MISSISSIPPI | KATRINA | 6,658,389.00 | 6,658,389.00 | |
| | | 1605DR | ALABAMA | KATRINA | 488,246.00 | | |
| | | 1609DR | FLORIDA | WILMA | 3,246,808.00 | | |
| | | | | | 271,291,683.00 | 10,711,850.56 | |
| | DEPARTMENT OF HEALTH AND HUMAN SERVICES Total AMERICAN RED CROSS | 1603DR | LOUISIANA | KATRINA | 50,000.00 | 11,159.43 | |
| | | 1606DR | TEXAS | RITA | 30,000.00 | | |
| | | 3232EM | MISSOURI | KATRINA | 5,000.00 | | |
| | | 3261EM | TEXAS | RITA | 10,000.00 | | |
| | | 1603DR | LOUISIANA | KATRINA | 110,000,000.00 | 110,000,000.00 | |
| | 25XX-OTHER SERVICES | 1604DR | MISSISSIPPI | KATRINA | 52,500,000.00 | 52,500,000.00 | |
| | | 1605DR | ALABAMA | KATRINA | 12,500,000.00 | 12,500,000.00 | |
| | | 1606DR | TEXAS | RITA | 42,500,000.00 | 41,437,014.20 | |
| | | 1607DR | LOUISIANA | RITA | 32,500,000.00 | 32,500,000.00 | |
| | | 1604DR | MISSISSIPPI | KATRINA | 199,800.00 | | |
| | AMERICAN RED CROSS Total US COAST GUARD | | | | 250,294,800.00 | 248,948,173.63 | |
| | 31XX-EQUIPMENT | 1602DR | FLORIDA | KATRINA | 1.00 | | |
| | | 1603DR | LOUISIANA | KATRINA | 3,275,000.00 | | |
| | | 1604DR | MISSISSIPPI | KATRINA | 13,970,000.00 | | |
| | | 1605DR | ALABAMA | KATRINA | 2,275,000.00 | | |
| | | 1606DR | TEXAS | RITA | 100,000.00 | | |
| | | 1609DR | FLORIDA | WILMA | 50,000.00 | | |
| | | 3214EM | ALABAMA | KATRINA | | | |
| | | 3259EM | FLORIDA | RITA | 16,000.00 | | |
| | | 3260EM | LOUISIANA | RITA | 25,000.00 | | |
| | | 3261EM | TEXAS | RITA | 322,000.00 | | |
| | 2507-MISSIONS-TA | 1603DR | LOUISIANA | KATRINA | 37,500.00 | | |
| | 2508-MISSIONS-DFA | 1603DR | LOUISIANA | KATRINA | 165,000,000.00 | | |
| | | 1604DR | MISSISSIPPI | KATRINA | 30,000,000.00 | | |
| | | 1605DR | ALABAMA | KATRINA | | | |
| | | 1606DR | TEXAS | RITA | 8,000,000.00 | | |
| | | 1607DR | LOUISIANA | RITA | 18,400,000.00 | | |
| | | 1609DR | FLORIDA | WILMA | 70,000.00 | | |
| | US COAST GUARD Total | | | | 241,540,501.00 | | |
| | FEDERAL PROTECTIVE SERVICE/DHS | 2501-MISSIONS-FOS | 1603DR | LOUISIANA | KATRINA | 132,651,820.00 | 619,180.47 |
| | | | 1604DR | MISSISSIPPI | KATRINA | 28,392,773.00 | 252,566.50 |
| | | | 1605DR | ALABAMA | KATRINA | 5,452,500.00 | 54,484.91 |
| | | | 1606DR | TEXAS | RITA | 6,110,000.00 | |
| | | | 1607DR | LOUISIANA | RITA | 5,000,000.00 | |
| | | | 1609DR | FLORIDA | WILMA | 30,371,511.90 | |
| | | | 3213EM | MISSISSIPPI | KATRINA | 188,608.00 | |
| | | | 3214EM | ALABAMA | KATRINA | 31,478.00 | |

| VENDOR ALPHA | PROGRAM NAME | PROG CODE | STATE NAME | EVENT NAME | OBLIGATIONS | EXPENDITURES | |
|--|---|--------------------------|---------------------|--------------|----------------|----------------|--------------|
| | | 3215EM | ARKANSAS | KATRINA | 345,000.00 | | |
| | | 3216EM | TEXAS | KATRINA | 6,000,000.00 | | |
| | | 3259EM | FLORIDA | RITA | 10,000.00 | | |
| | | 3260EM | LOUISIANA | RITA | 125,000.00 | | |
| | | 3261EM | TEXAS | RITA | 100,000.00 | | |
| | | 2507-MISSIONS-TA | 1603DR | LOUISIANA | KATRINA | | |
| | | 2508-MISSIONS-DFA | 1603DR | LOUISIANA | KATRINA | | |
| | | | 1604DR | MISSISSIPPI | KATRINA | 700,000.00 | 35,231.08 |
| | | | 1609DR | FLORIDA | WILMA | 150,000.00 | |
| | | | 3260EM | LOUISIANA | RITA | 100,000.00 | |
| | | | 25XX-OTHER SERVICES | 1602DR | FLORIDA | KATRINA | 5,616,000.00 |
| | | 1605DR | ALABAMA | KATRINA | 70,272.00 | | |
| FEDERAL PROTECTIVE SERVICE/DHS Total AL EMERGENCY MANAGEMENT AGENCY | | | | | 221,414,962.90 | 961,462.96 | |
| | 414X-HOUSING & OTHER NEEDS | 1605DR | ALABAMA | KATRINA | 119,944,783.12 | 115,270,618.52 | |
| | 416X-PUBLIC ASSISTANCE | 1605DR | ALABAMA | KATRINA | 94,399,154.42 | 58,443,405.95 | |
| | | 3237EM | ALABAMA | KATRINA | 1,016,186.60 | 836,791.40 | |
| | CRISIS COUNSELING | 1605DR | ALABAMA | KATRINA | 3,135,574.00 | 1,147,968.20 | |
| AL EMERGENCY MANAGEMENT AGENCY Total | | | | | 218,495,698.14 | 175,698,784.07 | |
| CH2M HILL CONSTRUCTORS, INC. | 2507-MISSIONS-TA | 1604DR | MISSISSIPPI | KATRINA | | | |
| | 2592-INSPECTIONS IHP/IFG | 1604DR | MISSISSIPPI | KATRINA | 1,665,499.84 | 57,940.11 | |
| | MANUFACTURED HOUSING | 1603DR | LOUISIANA | KATRINA | 101,456,265.99 | 60,764,329.07 | |
| | | 1604DR | MISSISSIPPI | KATRINA | 38,147,852.34 | 13,301,774.51 | |
| | | 1605DR | ALABAMA | KATRINA | 24,548,524.99 | 17,556,147.20 | |
| | | 1606DR | TEXAS | RITA | 25,359,685.09 | 14,563,339.71 | |
| | | | | | 191,177,828.25 | 106,243,530.60 | |
| | CH2M HILL CONSTRUCTORS, INC. Total GENERAL SERVICES ADMINISTRATION | 21XX-TRAVEL OF PEOPLE | 1604DR | MISSISSIPPI | KATRINA | 32,208.00 | |
| | | 22XX-TRANSPORT OF THINGS | 1602DR | FLORIDA | KATRINA | 20,000.00 | |
| | | | 1603DR | LOUISIANA | KATRINA | 4,240,000.00 | 180.07 |
| | | | 1604DR | MISSISSIPPI | KATRINA | 640,000.00 | |
| | | 1605DR | ALABAMA | KATRINA | 401,600.00 | | |
| | | 1606DR | TEXAS | RITA | 80,000.00 | | |
| | | 1607DR | LOUISIANA | RITA | 2,000.00 | | |
| 23XX-RENT, COMM, UTILITIES | | 1602DR | FLORIDA | KATRINA | 300,000.00 | 300,000.00 | |
| | | 1603DR | LOUISIANA | KATRINA | 4,722,456.00 | 4,657,456.00 | |
| | | 1604DR | MISSISSIPPI | KATRINA | 2,444,451.00 | 2,379,451.00 | |
| 2501-MISSIONS-FOS | | | 1605DR | ALABAMA | KATRINA | 643,984.00 | 643,983.97 |
| | | 1606DR | TEXAS | RITA | 2,289,430.00 | 2,289,430.00 | |
| | | 1607DR | LOUISIANA | RITA | 1,403,062.00 | 1,403,062.00 | |
| | | 1609DR | FLORIDA | WILMA | 100,000.00 | 100,000.00 | |
| | | 3214EM | ALABAMA | KATRINA | 30,000.00 | 30,000.00 | |
| | | 1602DR | FLORIDA | KATRINA | 165,000.00 | | |
| | | 1603DR | LOUISIANA | KATRINA | 6,705,000.00 | 167,245.49 | |
| | | 1604DR | MISSISSIPPI | KATRINA | 62,483,268.36 | 208,034.01 | |
| | | 1605DR | ALABAMA | KATRINA | 11,333,000.00 | | |
| | | 1606DR | TEXAS | RITA | 370,000.00 | | |
| | | 1607DR | LOUISIANA | RITA | 5,502,685.00 | | |
| | 1609DR | FLORIDA | WILMA | 170,000.00 | 3,334.32 | | |
| | 3212EM | LOUISIANA | KATRINA | 4,000,000.00 | | | |
| | 3213EM | MISSISSIPPI | KATRINA | 1,770,000.00 | | | |
| | 3214EM | ALABAMA | KATRINA | | | | |
| | 3215EM | ARKANSAS | KATRINA | 60,000.00 | 7,451.56 | | |
| | 3216EM | TEXAS | KATRINA | 285,000.00 | 7,872.19 | | |
| | 3224EM | COLORADO | KATRINA | | | | |
| | 3259EM | FLORIDA | RITA | 10,000.00 | | | |
| | 3261EM | TEXAS | RITA | 520,000.00 | | | |
| 2508-MISSIONS-DFA | 1603DR | LOUISIANA | KATRINA | 1,000,000.00 | | | |
| | 1604DR | MISSISSIPPI | KATRINA | | | | |
| | 1609DR | FLORIDA | WILMA | | | | |
| | 3212EM | LOUISIANA | KATRINA | 1,500,000.00 | | | |
| | 3223EM | UTAH | KATRINA | 5,000.00 | | | |
| | 25XX-OTHER SERVICES | 1603DR | LOUISIANA | KATRINA | 5,340,000.00 | 1,603,527.06 | |
| | | 1604DR | MISSISSIPPI | KATRINA | 52,938,892.95 | 2,579,215.49 | |
| | | 1605DR | ALABAMA | KATRINA | 144,000.00 | | |
| | | 1609DR | FLORIDA | WILMA | 5,128,000.00 | 34,024.00 | |
| | 26XX-SUPPLIES & MATERIALS | 1603DR | LOUISIANA | KATRINA | 1,053.45 | | |
| | | 1604DR | MISSISSIPPI | KATRINA | 60,000.00 | | |
| | GENERAL SERVICES ADMINISTRATION Total | | | | 176,840,090.76 | 16,414,267.16 | |
| CLEARBROOK LLC | 23XX-RENT, COMM, UTILITIES | 1603DR | LOUISIANA | KATRINA | 21,724,500.00 | 13,374,912.75 | |
| | 25XX-OTHER SERVICES | 1603DR | LOUISIANA | KATRINA | 36,031,240.00 | 4,825,063.81 | |
| | 26XX-SUPPLIES & MATERIALS | 1607DR | LOUISIANA | RITA | 8,390,250.00 | 8,189,240.40 | |
| | 31XX-EQUIPMENT | 1603DR | LOUISIANA | KATRINA | 8,289,596.00 | 7,700,560.00 | |
| | 32XX-LAND & STRUCTURES | 1603DR | LOUISIANA | KATRINA | 4,559,846.00 | 186,848.00 | |
| | MANUFACTURED HOUSING | 1603DR | LOUISIANA | KATRINA | 97,306,980.00 | 96,774,868.00 | |
| | CLEARBROOK LLC Total | | | | 176,302,412.00 | 131,051,492.96 | |

| VENDOR ALPHA | PROGRAM NAME | PROG CODE | STATE NAME | EVENT NAME | OBLIGATIONS | EXPENDITURES |
|---|--------------------------|---------------|--------------|--------------|-----------------------|-----------------------|
| GBL'S | 22XX-TRANSPORT OF THINGS | 1602DR | FLORIDA | KATRINA | 500,000.00 | 32,877.28 |
| | | 1603DR | LOUISIANA | KATRINA | 106,000,000.00 | 62,225,296.76 |
| | | 1604DR | MISSISSIPPI | KATRINA | 26,030,000.00 | 18,715,527.85 |
| | | 1605DR | ALABAMA | KATRINA | 10,040,000.00 | 3,788,081.32 |
| | | 1606DR | TEXAS | RITA | 2,250,000.00 | 1,072,949.71 |
| GBL'S Total | 25XX-OTHER SERVICES | 1607DR | LOUISIANA | RITA | 50,000.00 | 12,733.76 |
| | | 1609DR | FLORIDA | WILMA | 10,000,000.00 | 1,622,936.17 |
| | | 1603DR | LOUISIANA | KATRINA | 2,500.00 | |
| | | | | | 154,872,500.00 | 87,470,402.85 |
| | | 1603DR | LOUISIANA | KATRINA | 69,790,000.00 | 40,018,905.00 |
| CMH MANUFACTURING, INC. | MANUFACTURED HOUSING | 1604DR | MISSISSIPPI | KATRINA | 69,177,578.79 | 69,174,578.79 |
| CMH MANUFACTURING, INC. Total | | | | | 138,967,578.79 | 109,193,483.79 |
| PARTNERSHIP FOR RESPONSE & RECOVERY | 2592-INSPECTIONS IHP/IFG | 1603DR | LOUISIANA | KATRINA | 49,237,570.40 | 33,637,060.94 |
| | | 1604DR | MISSISSIPPI | KATRINA | 48,518,439.84 | 34,573,167.81 |
| | | 1606DR | TEXAS | RITA | 495,566.55 | |
| | | 1607DR | LOUISIANA | RITA | 14,211,750.00 | 10,308,472.56 |
| | | 1609DR | FLORIDA | WILMA | 24,363,000.00 | 19,941,846.39 |
| PARTNERSHIP FOR RESPONSE & RECOVERY Total | 25XX-OTHER SERVICES | 1603DR | LOUISIANA | KATRINA | | |
| | | | | | 136,826,326.79 | 98,460,547.70 |
| | | 1602DR | FLORIDA | KATRINA | 2,064,000.00 | 1,637,323.18 |
| | | 1603DR | LOUISIANA | KATRINA | 38,228,956.74 | 37,450,905.44 |
| | | 1604DR | MISSISSIPPI | KATRINA | 36,217,580.49 | 27,004,869.36 |
| FEMA GROUP TRAVEL | 21XX-TRAVEL OF PEOPLE | 1605DR | ALABAMA | KATRINA | 11,189,385.32 | 8,220,150.94 |
| | | 1606DR | TEXAS | RITA | 21,031,334.65 | 17,944,982.85 |
| | | 1607DR | LOUISIANA | RITA | 1,938,157.96 | 1,627,271.28 |
| | | 1609DR | FLORIDA | WILMA | 11,604,650.00 | 10,444,318.66 |
| | | 3212EM | LOUISIANA | KATRINA | 5,559.37 | 5,559.37 |
| 3215EM | ARKANSAS | KATRINA | 1,392,159.85 | 1,277,240.34 | | |
| 3216EM | TEXAS | KATRINA | 3,076,322.65 | 2,814,540.41 | | |
| 3217EM | TENNESSEE | KATRINA | 70,000.00 | 67,982.84 | | |
| 3218EM | GEORGIA | KATRINA | 40,000.00 | 767.15 | | |
| 3219EM | OKLAHOMA | KATRINA | 88,459.16 | 71,430.96 | | |
| 3221EM | WEST VIRGINIA | KATRINA | 28,221.70 | 26,021.70 | | |
| 3223EM | UTAH | KATRINA | 74,189.00 | 20,946.38 | | |
| 3224EM | COLORADO | KATRINA | 107,487.74 | 81,101.81 | | |
| 3225EM | MICHIGAN | KATRINA | 190,000.00 | 68,431.07 | | |
| 3226EM | DISTRICT OF COLUMBIA | KATRINA | 39,691.16 | 37,426.97 | | |
| 3227EM | WASHINGTON | KATRINA | 79,497.12 | 57,191.08 | | |
| 3228EM | OREGON | KATRINA | 20,421.63 | 13,458.82 | | |
| 3229EM | NEW MEXICO | KATRINA | 44,429.60 | 40,024.71 | | |
| 3230EM | ILLINOIS | KATRINA | 70,000.00 | 8,146.42 | | |
| 3231EM | KENTUCKY | KATRINA | 20,000.00 | 7,960.79 | | |
| 3232EM | MISSOURI | KATRINA | 213,804.50 | 197,771.87 | | |
| 3233EM | SOUTH CAROLINA | KATRINA | 55,000.00 | 40,089.27 | | |
| 3234EM | SOUTH DAKOTA | KATRINA | 58,872.00 | 5,135.36 | | |
| 3235EM | PENNSYLVANIA | KATRINA | 84,907.34 | 76,907.34 | | |
| 3236EM | KANSAS | KATRINA | 30,098.36 | 186.90 | | |
| 3238EM | INDIANA | KATRINA | 50,000.00 | | | |
| 3239EM | IOWA | KATRINA | 55,000.00 | 4,927.66 | | |
| 3240EM | VIRGINIA | KATRINA | 7,659.06 | 7,659.06 | | |
| 3241EM | ARIZONA | KATRINA | 158,740.00 | 97,564.06 | | |
| 3242EM | MINNESOTA | KATRINA | 50,000.00 | | | |
| 3243EM | NEVADA | KATRINA | 186,000.26 | 116,498.82 | | |
| 3244EM | IDAHO | KATRINA | 3,603.26 | 3,603.26 | | |
| 3245EM | NEBRASKA | KATRINA | 55,277.30 | 1,301.61 | | |
| 3246EM | CONNECTICUT | KATRINA | 39,800.00 | 6,209.38 | | |
| 3247EM | NORTH DAKOTA | KATRINA | 62,001.15 | 15,492.46 | | |
| 3248EM | CALIFORNIA | KATRINA | 326,780.00 | 240,694.70 | | |
| 3249EM | WISCONSIN | KATRINA | 50,000.00 | | | |
| 3250EM | OHIO | KATRINA | 50,000.00 | | | |
| 3251EM | MARYLAND | KATRINA | 54,039.67 | 52,711.86 | | |
| 3252EM | MASSACHUSETTS | KATRINA | 74,800.00 | 51,863.73 | | |
| 3253EM | MONTANA | KATRINA | 53,459.07 | 4,524.11 | | |
| 3255EM | RHODE ISLAND | KATRINA | 26,000.00 | 7,916.15 | | |
| 3256EM | MAINE | KATRINA | 6,000.00 | | | |
| 3257EM | NEW JERSEY | KATRINA | 2,366.13 | 1,263.90 | | |
| 3258EM | NEW HAMPSHIRE | KATRINA | 6,000.00 | 91.71 | | |
| 3259EM | FLORIDA | RITA | 80,000.00 | 25,059.98 | | |
| | | 3261EM | TEXAS | RITA | 13,237.61 | 13,237.61 |
| | | 3262EM | NEW YORK | KATRINA | 68,300.00 | 61,247.27 |
| FEMA GROUP TRAVEL Total | MANUFACTURED HOUSING | 3263EM | DELAWARE | KATRINA | 379.32 | 379.32 |
| | | 1603DR | LOUISIANA | KATRINA | 108,000.00 | |
| | | | | | 129,650,629.17 | 109,960,389.92 |
| NORTH AMERICAN CATASTROPHE SVCS INC | MANUFACTURED HOUSING | 1603DR | LOUISIANA | KATRINA | 69,232,757.00 | 64,693,344.83 |

| VENDOR ALPHA | PROGRAM NAME | PROG CODE | STATE NAME | EVENT NAME | OBLIGATIONS | EXPENDITURES |
|---|---------------------------------|---------------|----------------|----------------|-----------------------|----------------------|
| | | 1605DR | ALABAMA | KATRINA | 53,989,838.00 | 50,478,060.06 |
| | | 1609DR | FLORIDA | WILMA | 4,194,556.00 | 4,194,556.00 |
| NORTH AMERICAN CATASTROPHE SVCS INC Total | | | | | 127,417,151.00 | 119,365,960.89 |
| BOURGET'S OF THE SOUTH, LLC | MANUFACTURED HOUSING | 1603DR | LOUISIANA | KATRINA | 7,355,005.60 | 7,355,005.60 |
| | | 1605DR | ALABAMA | KATRINA | 112,144,650.00 | 112,144,650.00 |
| BOURGET'S OF THE SOUTH, LLC Total | | | | | 119,499,655.60 | 119,499,655.60 |
| ALLTECH | 2592-INSPECTIONS IHP/IFG | 1603DR | LOUISIANA | KATRINA | 37,059,872.96 | 27,210,106.35 |
| | | 1605DR | ALABAMA | KATRINA | 8,123,500.00 | 6,929,197.80 |
| | | 1606DR | TEXAS | RITA | 37,166,430.64 | 25,079,976.95 |
| | | 1607DR | LOUISIANA | RITA | 13,293,000.00 | 9,558,922.45 |
| | | 1609DR | FLORIDA | WILMA | 18,066,256.00 | 11,392,100.66 |
| ALLTECH Total | | | | | 113,709,059.60 | 80,170,304.21 |
| NISTC | 2594-INSPECTIONS PA TAC | 1602DR | FLORIDA | KATRINA | 4,024,400.00 | 2,551,911.98 |
| | | 1603DR | LOUISIANA | KATRINA | 63,045,200.00 | 12,096,456.49 |
| | | 1604DR | MISSISSIPPI | KATRINA | 31,460,300.00 | 6,855,719.09 |
| | | 1605DR | ALABAMA | KATRINA | 878,600.00 | 463,443.65 |
| | | 1606DR | TEXAS | RITA | 3,729,300.00 | 358.00 |
| | | 1609DR | FLORIDA | WILMA | 5,341,800.00 | 801,842.69 |
| NISTC Total | | 3240EM | VIRGINIA | KATRINA | 339,100.00 | 52,432.61 |
| EMERGENCY RESPONSE PROG MANAGEMENT | 2594-INSPECTIONS PA TAC | | | | 108,818,700.00 | 22,822,164.51 |
| | | 1602DR | FLORIDA | KATRINA | 1,360,000.00 | 1,336,737.40 |
| | | 1603DR | LOUISIANA | KATRINA | 67,915,300.00 | 24,339,381.40 |
| | | 1604DR | MISSISSIPPI | KATRINA | 21,111,400.00 | 8,842,534.69 |
| | | 1606DR | TEXAS | RITA | 3,391,100.00 | 1,414,349.80 |
| | | 1609DR | FLORIDA | WILMA | 11,123,500.00 | 2,869,104.56 |
| | | 3215EM | ARKANSAS | KATRINA | 1,583,900.00 | 599,952.36 |
| | | 3216EM | TEXAS | KATRINA | 1,954,900.00 | 981,788.46 |
| EMERGENCY RESPONSE PROG MANAGEMENT Total | | 3229EM | NEW MEXICO | KATRINA | 95,700.00 | 79,467.18 |
| AMERICOLD LOGISTICS LLC | 22XX-TRANSPORT OF THINGS | | | | 108,535,800.00 | 40,463,315.85 |
| | | 1603DR | LOUISIANA | KATRINA | 6,000,000.00 | |
| | | 1604DR | MISSISSIPPI | KATRINA | 25,168,506.58 | 25,000,000.00 |
| | 25XX-OTHER SERVICES | 1603DR | LOUISIANA | KATRINA | 8,500,000.00 | 1,056,300.38 |
| | | 1604DR | MISSISSIPPI | KATRINA | 50,000,000.00 | 49,965,288.41 |
| AMERICOLD LOGISTICS LLC Total | | | | | 89,668,506.58 | 76,021,588.79 |
| HOUSING & URBAN DEVELOPMENT | 2501-MISSIONS-FOS | 1603DR | LOUISIANA | KATRINA | 3,695,000.00 | 872,237.57 |
| | | 1604DR | MISSISSIPPI | KATRINA | 100,000.00 | |
| | | 1605DR | ALABAMA | KATRINA | | |
| | | 1606DR | TEXAS | RITA | 120,000.00 | |
| | | 3216EM | TEXAS | KATRINA | 100,000.00 | |
| | | 1603DR | LOUISIANA | KATRINA | 79,000,000.00 | 31,556,792.00 |
| | | | | | 83,015,000.00 | 32,429,029.57 |
| HOUSING & URBAN DEVELOPMENT Total | 2508-MISSIONS-DFA | 1603DR | LOUISIANA | KATRINA | 80,759,579.79 | 70,400,027.50 |
| CHAMPION HOME BUILDERS CO | MANUFACTURED HOUSING | | | | 80,759,579.79 | 70,400,027.50 |
| CHAMPION HOME BUILDERS CO Total | | | | | | |
| US BANK | 21XX-TRAVEL OF PEOPLE | 1603DR | LOUISIANA | KATRINA | 38,950.00 | 17,178.58 |
| | | 1604DR | MISSISSIPPI | KATRINA | 43,898.90 | 3,226.41 |
| | | 1605DR | ALABAMA | KATRINA | 30,000.00 | 3,561.05 |
| | | 1606DR | TEXAS | RITA | 400,000.00 | |
| | | 1607DR | LOUISIANA | RITA | 30,000.00 | 19,813.91 |
| | | 1609DR | FLORIDA | WILMA | 51,000.00 | 503.57 |
| | | 3215EM | ARKANSAS | KATRINA | 1,000.00 | |
| | 22XX-TRANSPORT OF THINGS | 1602DR | FLORIDA | KATRINA | 5,000.00 | 140.00 |
| | | 1603DR | LOUISIANA | KATRINA | 40,560.43 | 100.00 |
| | | 1604DR | MISSISSIPPI | KATRINA | 6,100.00 | 696.00 |
| | | 1606DR | TEXAS | RITA | 35,000.00 | 804.35 |
| | | 1609DR | FLORIDA | WILMA | | |
| | | 3215EM | ARKANSAS | KATRINA | 8,600.00 | 2,420.00 |
| | | 3216EM | TEXAS | KATRINA | 10,000.00 | 1,950.60 |
| | | 1603DR | LOUISIANA | KATRINA | 1,427,690.00 | 327,810.70 |
| | | 1604DR | MISSISSIPPI | KATRINA | 313,596.79 | 137,913.46 |
| | | 1605DR | ALABAMA | KATRINA | 64,000.00 | 21,505.00 |
| | | 1606DR | TEXAS | RITA | 78,000.00 | 15,024.69 |
| | | 1607DR | LOUISIANA | RITA | 446,400.00 | 1,400.00 |
| | | 1609DR | FLORIDA | WILMA | 40,459.00 | 6,935.44 |
| | | 3215EM | ARKANSAS | KATRINA | 11,000.00 | 2,791.50 |
| | | 3216EM | TEXAS | KATRINA | 8,787.50 | 4,546.11 |
| | | 3219EM | OKLAHOMA | KATRINA | | |
| | | 3229EM | NEW MEXICO | KATRINA | | |
| | | 3261EM | TEXAS | RITA | 50,000.00 | 4,733.42 |
| | 24XX-PRINT & REPRO | 1602DR | FLORIDA | KATRINA | 10,500.00 | |
| | | 1603DR | LOUISIANA | KATRINA | 361,724.38 | 23,245.81 |
| | | 1604DR | MISSISSIPPI | KATRINA | 785,525.05 | 259,430.92 |
| | | 1605DR | ALABAMA | KATRINA | 215,892.00 | 76,108.27 |

| VENDOR ALPHA | PROGRAM NAME | PROG CODE | STATE NAME | EVENT NAME | OBLIGATIONS | EXPENDITURES |
|--|---------------------------|-----------|---------------|------------|---------------|-------------------|
| | | 1606DR | TEXAS | RITA | 341,360.00 | 138,714.05 |
| | | 1607DR | LOUISIANA | RITA | 170,000.00 | 64,330.35 |
| | | 1609DR | FLORIDA | WILMA | 67,321.80 | 31,576.95 |
| | | 3215EM | ARKANSAS | KATRINA | 5,150.00 | 2,234.46 |
| | | 3216EM | TEXAS | KATRINA | 31,554.44 | 23,596.04 |
| | | 3219EM | OKLAHOMA | KATRINA | 800.00 | 755.65 |
| | | 3229EM | NEW MEXICO | KATRINA | 45.00 | 36.64 |
| | | 3261EM | TEXAS | RITA | 20,000.00 | 20,000.00 |
| | 25XX-OTHER SERVICES | 1602DR | FLORIDA | KATRINA | 10,000.00 | 4,304.18 |
| | | 1603DR | LOUISIANA | KATRINA | 3,223,853.88 | 1,227,667.75 |
| | | 1604DR | MISSISSIPPI | KATRINA | 1,141,034.28 | 673,334.32 |
| | | 1605DR | ALABAMA | KATRINA | 170,000.00 | 44,338.49 |
| | | 1606DR | TEXAS | RITA | 290,641.87 | 96,496.21 |
| | | 1607DR | LOUISIANA | RITA | 752,162.58 | 30,693.51 |
| | | 1609DR | FLORIDA | WILMA | 141,657.46 | 27,245.29 |
| | | 3215EM | ARKANSAS | KATRINA | 5,000.00 | 1,125.00 |
| | | 3216EM | TEXAS | KATRINA | 15,425.96 | 11,537.29 |
| | | 3219EM | OKLAHOMA | KATRINA | | |
| | | 3229EM | NEW MEXICO | KATRINA | | |
| | | 3261EM | TEXAS | RITA | 50,000.00 | 590.39 |
| | 26XX-SUPPLIES & MATERIALS | 1602DR | FLORIDA | KATRINA | 74,703.70 | 37,991.05 |
| | | 1603DR | LOUISIANA | KATRINA | 19,584,416.48 | 6,353,123.49 |
| | | 1604DR | MISSISSIPPI | KATRINA | 9,015,316.27 | 5,162,291.69 |
| | | 1605DR | ALABAMA | KATRINA | 3,104,194.51 | 1,846,062.31 |
| | | 1606DR | TEXAS | RITA | 2,002,155.19 | 666,195.10 |
| | | 1607DR | LOUISIANA | RITA | 6,676,759.44 | 2,790,953.62 |
| | | 1609DR | FLORIDA | WILMA | 719,765.85 | 378,469.85 |
| | | 3212EM | LOUISIANA | KATRINA | 2,000.00 | 1,284.11 |
| | | 3215EM | ARKANSAS | KATRINA | 103,401.00 | 46,666.34 |
| | | 3216EM | TEXAS | KATRINA | 271,829.53 | 197,038.79 |
| | | 3219EM | OKLAHOMA | KATRINA | | |
| | | 3221EM | WEST VIRGINIA | KATRINA | 94.45 | 94.45 |
| | | 3223EM | UTAH | KATRINA | 4,000.00 | |
| | | 3224EM | COLORADO | KATRINA | 4,000.00 | 1,729.21 |
| | | 3225EM | MICHIGAN | KATRINA | 2,000.00 | 711.67 |
| | | 3227EM | WASHINGTON | KATRINA | 250.00 | 112.64 |
| | | 3229EM | NEW MEXICO | KATRINA | 115.74 | 15.74 |
| | | 3232EM | MISSOURI | KATRINA | 5,000.00 | 3,711.60 |
| | | 3261EM | TEXAS | RITA | 135,500.00 | 22,851.20 |
| | 31XX-EQUIPMENT | 1602DR | FLORIDA | KATRINA | 89,500.00 | 26,622.00 |
| | | 1603DR | LOUISIANA | KATRINA | 7,155,918.03 | 2,650,959.75 |
| | | 1604DR | MISSISSIPPI | KATRINA | 5,557,476.98 | 4,070,207.86 |
| | | 1605DR | ALABAMA | KATRINA | 993,278.92 | 488,554.65 |
| | | 1606DR | TEXAS | RITA | 489,183.04 | 94,304.56 |
| | | 1607DR | LOUISIANA | RITA | 1,476,743.79 | 53,192.75 |
| | | 1609DR | FLORIDA | WILMA | 144,500.00 | 27,005.67 |
| | | 3215EM | ARKANSAS | KATRINA | 18,700.00 | 8,816.91 |
| | | 3216EM | TEXAS | KATRINA | 113,301.90 | 90,591.92 |
| | | 3219EM | OKLAHOMA | KATRINA | | |
| | | 3229EM | NEW MEXICO | KATRINA | | |
| | MANUFACTURED HOUSING | 3261EM | TEXAS | RITA | 90,000.00 | 38,375.82 |
| | | 1603DR | LOUISIANA | KATRINA | 54,918.98 | 37,369.51 |
| | | 1604DR | MISSISSIPPI | KATRINA | 16,500.00 | 16,500.00 |
| | | 1607DR | LOUISIANA | RITA | | |
| US BANK Total | | | | | 68,855,215.12 | 28,442,220.62 |
| CUSTOMS AND BORDER PROTECTION | 2501-MISSIONS-FOS | 1602DR | FLORIDA | KATRINA | 11,447,424.00 | 6,226,283.63 |
| | | 1603DR | LOUISIANA | KATRINA | 28,410,525.00 | |
| | | 1604DR | MISSISSIPPI | KATRINA | 8,517,200.00 | 266,152.45 |
| | | 3216EM | TEXAS | KATRINA | 500,000.00 | |
| | | 3261EM | TEXAS | RITA | 12,000,000.00 | |
| | 2508-MISSIONS-DFA | 1604DR | MISSISSIPPI | KATRINA | | |
| | 26XX-SUPPLIES & MATERIALS | 1604DR | MISSISSIPPI | KATRINA | 302,730.00 | 302,730.00 |
| CUSTOMS AND BORDER PROTECTION Total | | | | | 61,177,879.00 | 6,795,166.08 |
| U S DEPARTMENT OF JUSTICE | 2501-MISSIONS-FOS | 1603DR | LOUISIANA | KATRINA | 2,764,600.00 | |
| | | 1604DR | MISSISSIPPI | KATRINA | 2035000 | |
| | | 1609DR | FLORIDA | WILMA | 45000 | |
| | 2507-MISSIONS-TA | 1603DR | LOUISIANA | KATRINA | 150000 | |
| | 2508-MISSIONS-DFA | 1603DR | LOUISIANA | KATRINA | 45313000 | 3,008,244.16 |
| | | 1604DR | MISSISSIPPI | KATRINA | 4867000 | 61,286.81 |
| U S DEPARTMENT OF JUSTICE Total | | | | | 55174600 | 3,069,530.97 |
| Grand Total | | | | | 25998055159 | 13,067,831,898.16 |

**FINANCIAL INFORMATION TOOL
FOR HURRICANE KATRINA, RITA, & WILMA DECLARATIONS ONLY
CHRONOLOGICAL LISTING BY DECLARATION OF OBLIGATION TRANSACTIONS GREATER THAN OR EQUAL TO \$50 MILLION (GROSS OF ANY SUBSEQUENT DE-OBLIGATIONS)**

AS OF 03-22-2006

| PROG CODE | STATE NAME | TRANS DATE | OBLIGATION NUMBER | VENDOR ALPHA | PROGRAM CATEGORY | OBLIGATIONS | QTY |
|-----------|------------------|------------------------------|---------------------------------------|--|--|------------------|-----|
| 1603DR | LOUISIANA | 8/30/2005 | 1603DRLAMCOE-MVD 11 | US ARMY CORPS OF ENGINEERS | 2508-MISSIONS-DIRECT FED ASST (DFA) | 50,000,000.00 | 1 |
| | | 8/31/2005 | 1603DRLAMHHS 02 | DEPARTMENT OF HEALTH AND HUMAN SERVICE | 2501-MISSIONS-FED OPER SUP (FOS) | 63,000,000.00 | 1 |
| | | 9/3/2005 | 1603DRLAMCOE-MVD 05 | US ARMY CORPS OF ENGINEERS | 2508-MISSIONS-DIRECT FED ASST (DFA) | 75,000,000.00 | 1 |
| | | 9/4/2005 | 1603DRLAMCOE-MVD 07 | US ARMY CORPS OF ENGINEERS | 2508-MISSIONS-DIRECT FED ASST (DFA) | 1,500,000,000.00 | 1 |
| | | 9/5/2005 | 1603DRLAMDOD 23 | DEPARTMENT OF DEFENSE | 2501-MISSIONS-FED OPER SUP (FOS) | 750,000,000.00 | 1 |
| | | 9/6/2005 | 1603DRLAMDOD 29 | DEPARTMENT OF DEFENSE | 2501-MISSIONS-FED OPER SUP (FOS) | 75,000,000.00 | 1 |
| | | | 1603DRLAMDOD 30 | DEPARTMENT OF DEFENSE | 2501-MISSIONS-FED OPER SUP (FOS) | 490,000,000.00 | 1 |
| | | | 1603DRLAMDOD 31 | DEPARTMENT OF DEFENSE | 2501-MISSIONS-FED OPER SUP (FOS) | 150,000,000.00 | 1 |
| | | 9/8/2005 | 1603DRLAMEPA 03 | ENVIRONMENTAL PROTECTION AGENCY | 2508-MISSIONS-DIRECT FED ASST (DFA) | 75,000,000.00 | 1 |
| | | | 1603DRLATTHP 01 | LA OFFICE OF HOMELAND SECURITY & | 4141-RENTAL 408(a) | 510,000,000.00 | 1 |
| | | | 1603DRLAMDOD 40 | DEPARTMENT OF DEFENSE | 2501-MISSIONS-FED OPER SUP (FOS) | 65,000,000.00 | 1 |
| | | 9/9/2005 | 1603DRLAP00000001 | LA OFFICE OF HOMELAND SECURITY & | 416X-PUBLIC ASSISTANCE (PA) | 218,823,700.76 | 1 |
| | | | 1603DRLATTHP 01 | LA OFFICE OF HOMELAND SECURITY & | 4141-RENTAL 408(a) | 600,000,000.00 | 1 |
| | | 9/10/2005 | 1603DRLAMCOE-MVD 21 | US ARMY CORPS OF ENGINEERS | 2501-MISSIONS-FED OPER SUP (FOS) | 200,000,000.00 | 1 |
| | | | 1603DRLAMUSCG 07 | US COAST GUARD | 2501-MISSIONS-FED OPER SUP (FOS) | 150,000,000.00 | 2 |
| | | 9/13/2005 | HSFEHQ-05-D-4125 | PRECISION HOMES | 3199-MH-PURCHASE UNITS-CAPITALIZED | 125,000,000.00 | 1 |
| | | | 1603DRLAP00000001 | LA OFFICE OF HOMELAND SECURITY & | 416X-PUBLIC ASSISTANCE (PA) | 51,293,678.90 | 1 |
| | | | HSFEHQ-05-C-4000 | GULF STREAM COACH, INC. | 3190-MH-PURCHASE UNITS-NON-CAPITALIZED | 99,996,000.00 | 1 |
| | | 9/15/2005 | 1603DRLAMUSFS 15 | USDA FOREST SERVICE | 2501-MISSIONS-FED OPER SUP (FOS) | 130,000,000.00 | 1 |
| | | | 1603DRLAP00000001 | LA OFFICE OF HOMELAND SECURITY & | 416X-PUBLIC ASSISTANCE (PA) | 453,209,070.72 | 1 |
| | | 9/16/2005 | HSFE06-05-F-6232 | CLEARBROOK LLC | 3190-MH-PURCHASE UNITS-NON-CAPITALIZED | 50,000,000.00 | 1 |
| | | 9/17/2005 | 1603DRLATTHP 01 | LA OFFICE OF HOMELAND SECURITY & | 4141-RENTAL 408(a) | 400,000,000.00 | 1 |
| | | 9/21/2005 | 1603DRLAMDOD 06 | DEPARTMENT OF TRANSPORTATION | 2508-MISSIONS-DIRECT FED ASST (DFA) | 150,000,000.00 | 1 |
| | | 9/24/2005 | 1603DRLAMCOE-MVD 05 | US ARMY CORPS OF ENGINEERS | 2508-MISSIONS-DIRECT FED ASST (DFA) | 100,000,000.00 | 1 |
| | | 9/25/2005 | 1603DRLATTHP 01 | LA OFFICE OF HOMELAND SECURITY & | 4141-RENTAL 408(a) | 1,370,400,000.00 | 1 |
| | | 9/26/2005 | HSFE04-05-F-7039 | DEPARTMENT OF DEFENSE | 2660-FOOD & BEVERAGES | 62,930,000.00 | 1 |
| | | 9/27/2005 | HSFEHQ-05-D-4334 | MORGAN BUILDINGS & SPAS, INC. | 3199-MH-PURCHASE UNITS-CAPITALIZED | 83,958,000.00 | 1 |
| | | 9/28/2005 | HSFEHQ-05-D-4332 | CHAMPION HOME BUILDERS CO | 3199-MH-PURCHASE UNITS-CAPITALIZED | 59,800,000.00 | 1 |
| | | 9/29/2005 | 1603DRLAMDHUD 04 | HOUSING & URBAN DEVELOPMENT | 2508-MISSIONS-DIRECT FED ASST (DFA) | 79,000,000.00 | 1 |
| | | 10/2/2005 | 1603DRLATTHP 01 | LA OFFICE OF HOMELAND SECURITY & | 4141-RENTAL 408(a) | 350,000,000.00 | 1 |
| | | 10/3/2005 | 1603DRLAMEPA 03 | ENVIRONMENTAL PROTECTION AGENCY | 2508-MISSIONS-DIRECT FED ASST (DFA) | 88,000,000.00 | 1 |
| | | 10/8/2005 | 1603DRLATTHP 19 | LA OFFICE OF HOMELAND SECURITY & | 4149-OTHER NEEDS ASSISTANCE (ONA) AWARDS | 100,000,000.00 | 1 |
| | | 10/20/2005 | 1603DRLAMUSCG 09 | US COAST GUARD | 2508-MISSIONS-DIRECT FED ASST (DFA) | 75,000,000.00 | 1 |
| | | 10/21/2005 | 1603DRLAMCOE-MVD 23 | US ARMY CORPS OF ENGINEERS | 2508-MISSIONS-DIRECT FED ASST (DFA) | 200,000,000.00 | 1 |
| | | 10/22/2005 | HSFEHQ-06-C-0024 | AMERICAN RED CROSS | 2580-OTHER SERVICE CONTRACTS | 110,000,000.00 | 1 |
| | | 10/31/2005 | 1603DRLAP00000001 | LA OFFICE OF HOMELAND SECURITY & | 416X-PUBLIC ASSISTANCE (PA) | 88,802,983.46 | 1 |
| | | | HSFEHQ-05-D-0471 | FLUOR DANIEL INC | 2591-DISASTER HOUSING RESOURCES (DHR) | 62,160,091.00 | 1 |
| | | 11/1/2005 | HSFEHQ-06-F-0047 | CORPORATE LODGING CONSULTANTS, INC. | 2580-OTHER SERVICE CONTRACTS | 105,602,464.00 | 1 |
| | | 11/5/2005 | 1603DRLATTHP 01 | LA OFFICE OF HOMELAND SECURITY & | 4141-RENTAL 408(a) | 148,000,000.00 | 1 |
| | | | 1603DRLATTHP 17 | LA OFFICE OF HOMELAND SECURITY & | 4147-REPLACEMENT | 386,000,000.00 | 1 |
| | | | 1603DRLATTHP 19 | LA OFFICE OF HOMELAND SECURITY & | 4149-OTHER NEEDS ASSISTANCE (ONA) AWARDS | 361,000,000.00 | 1 |
| | | 11/18/2005 | 1603DRLAMDOL 00 | US DEPARTMENT OF LABOR | 2503-DISASTER UNEMPLOYMENT (DUA) | 55,000,000.00 | 1 |
| | | 11/23/2005 | 1603DRLATTHP 19 | LA OFFICE OF HOMELAND SECURITY & | 4149-OTHER NEEDS ASSISTANCE (ONA) AWARDS | 100,000,000.00 | 1 |
| | | 12/5/2005 | 1603DRLATTHP 19 | LA OFFICE OF HOMELAND SECURITY & | 4149-OTHER NEEDS ASSISTANCE (ONA) AWARDS | 50,000,000.00 | 1 |
| | | 12/12/2005 | 1603DRLAMCOE-MVD 23 | US ARMY CORPS OF ENGINEERS | 2508-MISSIONS-DIRECT FED ASST (DFA) | 199,932,487.70 | 1 |
| | | | 1603DRLAMUSCG 09 | US COAST GUARD | 2508-MISSIONS-DIRECT FED ASST (DFA) | 75,000,000.00 | 1 |
| | | 12/20/2005 | HSFE06-06-X-2014 | ENVIRONMENTAL PROTECTION AGENCY | 2589-INTERAGENCY AGREEMENTS | 255,665,898.00 | 1 |
| | | 12/23/2005 | 1603DRLATTHP 19 | LA OFFICE OF HOMELAND SECURITY & | 4149-OTHER NEEDS ASSISTANCE (ONA) AWARDS | 50,000,000.00 | 1 |
| | | 12/29/2005 | 1603DRLATTHP 19 | LA OFFICE OF HOMELAND SECURITY & | 4149-OTHER NEEDS ASSISTANCE (ONA) AWARDS | 75,000,000.00 | 1 |
| | | 12/30/2005 | 1603DRLATTHP 19 | LA OFFICE OF HOMELAND SECURITY & | 4149-OTHER NEEDS ASSISTANCE (ONA) AWARDS | 90,000,000.00 | 1 |
| | | 1/6/2006 | 1603DRLATTHP 01 | LA OFFICE OF HOMELAND SECURITY & | 4141-RENTAL 408(a) | 50,000,000.00 | 1 |
| | | 1/7/2006 | EMR-2006-GB-0000 | GBL'S | 2213-MH-TRANSPORTATION-DISASTER | 70,000,000.00 | 1 |
| | | 1/14/2006 | 1603DRLATTHP 19 | LA OFFICE OF HOMELAND SECURITY & | 4149-OTHER NEEDS ASSISTANCE (ONA) AWARDS | 100,000,000.00 | 1 |
| | | 1/19/2006 | 1603DRLATTHP 01 | LA OFFICE OF HOMELAND SECURITY & | 4141-RENTAL 408(a) | 60,000,000.00 | 1 |
| | | 1/30/2006 | 1603DRLATTHP 01 | LA OFFICE OF HOMELAND SECURITY & | 4141-RENTAL 408(a) | 50,000,000.00 | 1 |
| | | 2/7/2006 | HSFEHQ-06-F-0047 | CORPORATE LODGING CONSULTANTS, INC. | 2580-OTHER SERVICE CONTRACTS | 52,800,000.00 | 1 |
| 2/16/2006 | HSFEHQ-05-D-0592 | CH2M HILL CONSTRUCTORS, INC. | 2591-DISASTER HOUSING RESOURCES (DHR) | 75,178,562.50 | 1 | | |
| 3/1/2006 | HSFEHQ-05-D-0471 | FLUOR DANIEL INC | 2591-DISASTER HOUSING RESOURCES (DHR) | 158,488,970.76 | 1 | | |
| 3/3/2006 | HSFEHQ-05-D-0471 | FLUOR DANIEL INC | 2591-DISASTER HOUSING RESOURCES (DHR) | 170,814,779.00 | 1 | | |
| | | 3/15/2006 | 1603DRLAP00000001 | LA OFFICE OF HOMELAND SECURITY & | 416X-PUBLIC ASSISTANCE (PA) | 55,750,323.10 | 1 |

| PROG CODE | STATE NAME | TRANS DATE | OBLIGATION NUMBER | VENDOR ALPHA | PROGRAM CATEGORY | OBLIGATIONS | QTY | |
|------------|---------------------|-------------------------------------|--|--|--|-------------------------------------|------------------|---|
| 1604DR | MISSISSIPPI | 3/16/2006 | 1603DRDLAMDOL 00 | US DEPARTMENT OF LABOR | 2503-DISASTER UNEMPLOYMENT (DUA) | 91,411,844.00 | 1 | |
| | | | HSFEHQ-05-D-0573 | SHAW ENVIRONMENTAL & INFRASTRUCTURE | 2591-DISASTER HOUSING RESOURCES (DHR) | 139,278,621.00 | 1 | |
| | | 3/20/2006 | 1603DRLAP00000001 | LA OFFICE OF HOMELAND SECURITY & | 416X-PUBLIC ASSISTANCE (PA) | 170,571,862.38 | 2 | |
| | | | 38797 | 1603DRLAP00000001 | LA OFFICE OF HOMELAND SECURITY & | 416X-PUBLIC ASSISTANCE (PA) | 138,213,467.86 | 1 |
| | | 9/2/2005 | 1604DRMSMDOD 17 | DEPARTMENT OF DEFENSE | 2501-MISSIONS-FED OPER SUP (FOS) | 220,000,000.00 | 2 | |
| | | | 38598 | 1604DRMSMCOE-MVD 16 | US ARMY CORPS OF ENGINEERS | 2508-MISSIONS-DIRECT FED ASST (DFA) | 80,000,000.00 | 1 |
| | | | | 1604DRMSMDOD 19 | DEPARTMENT OF DEFENSE | 2501-MISSIONS-FED OPER SUP (FOS) | 1,000,000,000.00 | 1 |
| | | | 38599 | 1604DRMSMCOE-MVD 11 | US ARMY CORPS OF ENGINEERS | 2501-MISSIONS-FED OPER SUP (FOS) | 80,000,000.00 | 1 |
| | | | | 1604DRMSMGSA 16 | GENERAL SERVICES ADMINISTRATION | 2501-MISSIONS-FED OPER SUP (FOS) | 50,000,000.00 | 1 |
| | | 9/5/2005 | 1604DRMSMCOE-MVD 09 | US ARMY CORPS OF ENGINEERS | 2508-MISSIONS-DIRECT FED ASST (DFA) | 320,000,000.00 | 1 | |
| | | | | 1604DRMSMCOE-MVD 10 | US ARMY CORPS OF ENGINEERS | 2508-MISSIONS-DIRECT FED ASST (DFA) | 71,000,000.00 | 1 |
| | | | | 1604DRMSMCOE-MVD 11 | US ARMY CORPS OF ENGINEERS | 2501-MISSIONS-FED OPER SUP (FOS) | 100,000,000.00 | 1 |
| | | | | 1604DRMSMDOT 05 | DEPARTMENT OF TRANSPORTATION | 2501-MISSIONS-FED OPER SUP (FOS) | 90,000,000.00 | 1 |
| | | 9/6/2005 | 1604DRMSTTHP 01 | MISSISSIPPI, STATE OF | 4141-RENTAL 408(a) | 100,000,000.00 | 1 | |
| | | 9/7/2005 | 1604DRMSMCOE-MVD 12 | US ARMY CORPS OF ENGINEERS | 2501-MISSIONS-FED OPER SUP (FOS) | 180,000,000.00 | 1 | |
| | | 9/10/2005 | 1604DRMSMDOD 19 | DEPARTMENT OF DEFENSE | 2501-MISSIONS-FED OPER SUP (FOS) | 500,000,000.00 | 1 | |
| | | | | 1604DRMSMDOD 27 | DEPARTMENT OF DEFENSE | 2508-MISSIONS-DIRECT FED ASST (DFA) | 50,000,000.00 | 1 |
| | | | | 1604DRMSTTHP 01 | MISSISSIPPI, STATE OF | 4141-RENTAL 408(a) | 96,000,000.00 | 1 |
| | | 9/11/2005 | 1604DRMSTTHP 01 | MISSISSIPPI, STATE OF | 4141-RENTAL 408(a) | 100,000,000.00 | 1 | |
| | | 9/12/2005 | 1604DRMSTTHP 01 | MISSISSIPPI, STATE OF | 4141-RENTAL 408(a) | 300,000,000.00 | 1 | |
| | | 9/17/2005 | 1604DRMSMCOE-MVD 25 | US ARMY CORPS OF ENGINEERS | 2508-MISSIONS-DIRECT FED ASST (DFA) | 50,000,000.00 | 1 | |
| | | | | HSFE04-05-P-7069 | AMERICOLD LOGISTICS LLC | 2580-OTHER SERVICE CONTRACTS | 50,000,000.00 | 1 |
| | | 9/18/2005 | HSFE04-05-F-7058 | DEPARTMENT OF DEFENSE | 2660-FOOD & BEVERAGES | 69,630,470.00 | 1 | |
| | | 9/23/2005 | 1604DRMSPO00000001 | MISSISSIPPI, STATE OF | 416X-PUBLIC ASSISTANCE (PA) | 105,160,104.73 | 1 | |
| | | 9/27/2005 | 1604DRMSTTHP 01 | MISSISSIPPI, STATE OF | 4141-RENTAL 408(a) | 365,018,400.00 | 1 | |
| | | | 38633 | 1604DRMSTTHP 01 | MISSISSIPPI, STATE OF | 4141-RENTAL 408(a) | 150,000,000.00 | 1 |
| | | 10/9/2005 | 1604DRMSMCOE-MVD 10 | US ARMY CORPS OF ENGINEERS | 2508-MISSIONS-DIRECT FED ASST (DFA) | 56,000,000.00 | 1 | |
| | | 10/10/2005 | 1604DRMSTTHP 19 | MISSISSIPPI, STATE OF | 4149-OTHER NEEDS ASSISTANCE (ONA) AWARDS | 50,000,000.00 | 1 | |
| | | 10/16/2005 | 1604DRMSMCOE-MVD 09 | US ARMY CORPS OF ENGINEERS | 2508-MISSIONS-DIRECT FED ASST (DFA) | 300,000,000.00 | 1 | |
| | | 10/22/2005 | HSFEHQ-05-D-0572 | BECHTEL NATIONAL, INC. | 2591-DISASTER HOUSING RESOURCES (DHR) | 135,191,336.50 | 1 | |
| | | | | HSFEHQ-06-C-0024 | AMERICAN RED CROSS | 2580-OTHER SERVICE CONTRACTS | 52,500,000.00 | 1 |
| | | 11/1/2005 | HSFEHQ-06-F-0047 | CORPORATE LODGING CONSULTANTS, INC. | 2580-OTHER SERVICE CONTRACTS | 50,401,176.00 | 1 | |
| | | 11/22/2005 | 1604DRMSTTHP 19 | MISSISSIPPI, STATE OF | 4149-OTHER NEEDS ASSISTANCE (ONA) AWARDS | 50,000,000.00 | 1 | |
| | 38701 | HSFEHQ-05-D-0572 | BECHTEL NATIONAL, INC. | 2591-DISASTER HOUSING RESOURCES (DHR) | 67,535,156.00 | 1 | | |
| 12/19/2005 | HSFEHQ-05-C-4155 | CMH MANUFACTURING, INC. | 3199-MH-PURCHASE UNITS-CAPITALIZED | 60,935,395.00 | 1 | | | |
| 12/23/2005 | HSFEHQ-05-D-0572 | BECHTEL NATIONAL, INC. | 2591-DISASTER HOUSING RESOURCES (DHR) | 78,801,663.50 | 1 | | | |
| 1/27/2006 | 1604DRMSMCOE-MVD 09 | US ARMY CORPS OF ENGINEERS | 2508-MISSIONS-DIRECT FED ASST (DFA) | 100,000,000.00 | 1 | | | |
| 3/18/2006 | 1604DRMSMCOE-MVD 09 | US ARMY CORPS OF ENGINEERS | 2508-MISSIONS-DIRECT FED ASST (DFA) | 200,000,000.00 | 1 | | | |
| 9/10/2005 | HSFEHQ-05-C-4039 | MORGAN BUILDINGS & SPAS, INC. | 3199-MH-PURCHASE UNITS-CAPITALIZED | 202,512,500.00 | 2 | | | |
| | | HSFEHQ-05-D-4125 | PRECISION HOMES | 3199-MH-PURCHASE UNITS-CAPITALIZED | 98,965,000.00 | 1 | | |
| 9/12/2005 | HSFEHQ-05-C-4041 | GULF STREAM COACH, INC. | 3199-MH-PURCHASE UNITS-CAPITALIZED | 246,875,000.00 | 1 | | | |
| | 38608 | HSFEHQ-05-C-4000 | GULF STREAM COACH, INC. | 3190-MH-PURCHASE UNITS-NON-CAPITALIZED | 99,068,500.00 | 1 | | |
| 9/16/2005 | HSFEHQ-05-C-4040 | NORTH AMERICAN CATASTROPHE SVCS INC | 3199-MH-PURCHASE UNITS-CAPITALIZED | 51,400,000.00 | 1 | | | |
| | 38619 | 1605DRALTTHP 01 | AL EMERGENCY MANAGEMENT AGENCY | 4141-RENTAL 408(a) | 83,709,000.00 | 1 | | |
| 9/29/2005 | 1605DRALMCOE-SAD 09 | US ARMY CORPS OF ENGINEERS | 2508-MISSIONS-DIRECT FED ASST (DFA) | 90,000,000.00 | 1 | | | |
| 9/30/2005 | HSFEHQ-05-C-4128 | BOURGET'S OF THE SOUTH, LLC | 3190-MH-PURCHASE UNITS-NON-CAPITALIZED | 88,500,000.00 | 1 | | | |
| | 38623 | 1606DRTXMUSFS 02 | USDA FOREST SERVICE | 2501-MISSIONS-FED OPER SUP (FOS) | 124,000,000.00 | 1 | | |
| | | 1606DRXTTHP 01 | TX DEPARTMENT OF PUBLIC SAFETY | 4141-RENTAL 408(a) | 60,320,000.00 | 1 | | |
| 9/29/2005 | 1606DRXTTHP 01 | TX DEPARTMENT OF PUBLIC SAFETY | 4141-RENTAL 408(a) | 105,000,000.00 | 1 | | | |
| | | 1606DRXTTHP 19 | TX DEPARTMENT OF PUBLIC SAFETY | 4149-OTHER NEEDS ASSISTANCE (ONA) AWARDS | 100,000,000.00 | 1 | | |
| 9/30/2005 | 1606DRXTTHP 01 | TX DEPARTMENT OF PUBLIC SAFETY | 4141-RENTAL 408(a) | 150,000,899.00 | 1 | | | |
| 10/3/2005 | 1606DRXTTHP 01 | TX DEPARTMENT OF PUBLIC SAFETY | 4141-RENTAL 408(a) | 447,000,000.00 | 1 | | | |
| | | 1606DRXTTHP 04 | TX DEPARTMENT OF PUBLIC SAFETY | 4143-REPAIRS | 100,000,000.00 | 1 | | |
| | | 1606DRXTTHP 19 | TX DEPARTMENT OF PUBLIC SAFETY | 4149-OTHER NEEDS ASSISTANCE (ONA) AWARDS | 200,000,000.00 | 1 | | |
| 10/7/2005 | 1606DRTXIOTH | TX DEPARTMENT OF PUBLIC SAFETY | 4154-OTHER NEEDS ASSISTANCE (ONA) GRANTS | 200,000,000.00 | 1 | | | |
| 11/4/2005 | 1606DRTXMCOE-SWD 09 | US ARMY CORPS OF ENGINEERS | 2508-MISSIONS-DIRECT FED ASST (DFA) | 65,000,000.00 | 1 | | | |
| 9/28/2005 | 1607DRLATTHP 01 | LA OFFICE OF HOMELAND SECURITY & | 4141-RENTAL 408(a) | 75,000,000.00 | 1 | | | |
| 9/30/2005 | 1607DRLATTHP 01 | LA OFFICE OF HOMELAND SECURITY & | 4141-RENTAL 408(a) | 250,000,000.00 | 1 | | | |
| 10/7/2005 | 1607DRLAMCOE-MVD 07 | US ARMY CORPS OF ENGINEERS | 2508-MISSIONS-DIRECT FED ASST (DFA) | 138,000,000.00 | 1 | | | |
| | | 1607DRLAMCOE-MVD 09 | US ARMY CORPS OF ENGINEERS | 2508-MISSIONS-DIRECT FED ASST (DFA) | 80,000,000.00 | 1 | | |
| 12/16/2005 | 1607DRLAMCOE-MVD 09 | US ARMY CORPS OF ENGINEERS | 2508-MISSIONS-DIRECT FED ASST (DFA) | 113,000,000.00 | 1 | | | |
| 12/20/2005 | HSFE06-06-X-2014 | ENVIRONMENTAL PROTECTION AGENCY | 2580-OTHER SERVICE CONTRACTS | 100,686,039.00 | 1 | | | |
| 10/26/2005 | HSFE04-06-F-7706 | DEPARTMENT OF DEFENSE | 2660-FOOD & BEVERAGES | 60,000,000.00 | 1 | | | |
| 10/27/2005 | 1609DRFLTTHP 01 | FLORIDA BUREAU OF DISASTER | 4141-RENTAL 408(a) | 60,000,000.00 | 1 | | | |
| 11/2/2005 | 1609DRFLTTHP 19 | FLORIDA BUREAU OF DISASTER | 4149-OTHER NEEDS ASSISTANCE (ONA) AWARDS | 100,000,000.00 | 1 | | | |
| 11/3/2005 | 1609DRFLMCOE-SAD 13 | US ARMY CORPS OF ENGINEERS | 2508-MISSIONS-DIRECT FED ASST (DFA) | 75,000,000.00 | 1 | | | |
| | 38660 | 1609DRFLMCOE-SAD 12 | US ARMY CORPS OF ENGINEERS | 2508-MISSIONS-DIRECT FED ASST (DFA) | 50000000 | 1 | | |
| | 38686 | 1609DRFLTTHP 19 | FLORIDA BUREAU OF DISASTER | 4149-OTHER NEEDS ASSISTANCE (ONA) AWARDS | 50000000 | 1 | | |
| | 38687 | 1609DRFLP00000001 | FLORIDA BUREAU OF DISASTER | 416X-PUBLIC ASSISTANCE (PA) | 52039385.68 | 1 | | |

| PROG CODE | STATE NAME | TRANS DATE | OBLIGATION NUMBER | VENDOR ALPHA | PROGRAM CATEGORY | OBLIGATIONS | QTY |
|-----------|------------|------------|-------------------|--------------------------------|-----------------------------|-------------|-----|
| | | 38694 | 1609DRFLP00000001 | FLORIDA BUREAU OF DISASTER | 416X-PUBLIC ASSISTANCE (PA) | 187265936.5 | 1 |
| | | 38741 | 1609DRFLP00000001 | FLORIDA BUREAU OF DISASTER | 416X-PUBLIC ASSISTANCE (PA) | 65491147.19 | 1 |
| 3216EM | TEXAS | 38667 | 3216EMTXP00000001 | TX DEPARTMENT OF PUBLIC SAFETY | 416X-PUBLIC ASSISTANCE (PA) | 113611873.7 | 1 |

FINANCIAL INFORMATION TOOL
FOR HURRICANE KATRINA, RITA, & WILMA DECLARATIONS ONLY
FEMA CREDIT CARDS ONLY *

AS OF 03-22-2006

| VENDOR ALPHA | PROGRAM NAME | OBLIGATIONS | EXPENDITURES |
|---|----------------------------|-----------------------|----------------------|
| BANK ONE DBA JPMORGAN CHASE BANK | 21XX-TRAVEL OF PEOPLE | | 311,441.16 |
| | 25XX-OTHER SERVICES | 353,737.35 | |
| | 26XX-SUPPLIES & MATERIALS | 6,521,311.61 | 1,665,417.34 |
| BANK ONE DBA JPMORGAN CHASE BANK Total | | 6,875,048.96 | 1,976,858.50 |
| CITIBANK | 21XX-TRAVEL OF PEOPLE | 48,069,827.34 | 45,742,900.47 |
| | 25XX-OTHER SERVICES | 50,000.00 | |
| | 26XX-SUPPLIES & MATERIALS | 628,500.00 | 457,753.83 |
| CITIBANK Total | | 48,748,327.34 | 46,200,654.30 |
| US BANK | 21XX-TRAVEL OF PEOPLE | 594,848.90 | 44,283.52 |
| | 22XX-TRANSPORT OF THINGS | 105,260.43 | 6,110.95 |
| | 23XX-RENT, COMM, UTILITIES | 2,439,933.29 | 522,660.32 |
| | 24XX-PRINT & REPRO | 2,009,872.67 | 640,029.14 |
| | 25XX-OTHER SERVICES | 5,799,776.03 | 2,117,332.43 |
| | 26XX-SUPPLIES & MATERIALS | 41,705,502.16 | 17,509,302.86 |
| | 31XX-EQUIPMENT | 16,128,602.66 | 7,548,631.89 |
| | MANUFACTURED HOUSING | 71,418.98 | 53,869.51 |
| US BANK Total | | 68,855,215.12 | 28,442,220.62 |
| Grand Total | | 124,478,591.42 | 76,619,733.42 |

| NAME OF CARD | PURPOSE/USES |
|----------------------------------|--|
| BANK ONE DBA JPMORGAN CHASE BANK | Fleetcard for fuel, oil, etc for government vehicles |
| CITIBANK | Centrally billed travel |
| US BANK | FEMA Purchase card |

* Does not include Individually Billed Travel (IBT) Credit Cards that are issued to FEMA Travelers

FINANCIAL INFORMATION TOOL
FOR HURRICANE KATRINA, RITA, & WILMA DECLARATIONS ONLY
FEMA CREDIT CARDS ONLY *

AS OF 03-22-2006

| PROG CODE | STATE NAME | EVENT NAME | VENDOR ALPHA | PROGRAM NAME | OBLIGATIONS | EXPENDITURES | | | | |
|---------------------|----------------------------|---------------|----------------------------------|----------------------------|---------------------------|------------------|----------------------------------|-----------------------|---------------------------|----------------------|
| 1602DR | FLORIDA | KATRINA | US BANK | 22XX-TRANSPORT OF THINGS | 5,000.00 | 140.00 | | | | |
| | | | | 24XX-PRINT & REPRO | 10,500.00 | | | | | |
| | | | | 25XX-OTHER SERVICES | 10,000.00 | 4,304.18 | | | | |
| | | | | 26XX-SUPPLIES & MATERIALS | 74,703.70 | 37,991.05 | | | | |
| | | | | 31XX-EQUIPMENT | 89,500.00 | 26,622.00 | | | | |
| 1602DR Total | | | | | 189,703.70 | 69,057.23 | | | | |
| 1603DR | LOUISIANA | KATRINA | BANK ONE DBA JPMORGAN CHASE BANK | 26XX-SUPPLIES & MATERIALS | 3,750,770.80 | 502,023.98 | | | | |
| | | | | CITIBANK | 21XX-TRAVEL OF PEOPLE | 18,920,333.56 | 18,223,606.86 | | | |
| | | | US BANK | 26XX-SUPPLIES & MATERIALS | 412,000.00 | 342,301.17 | | | | |
| | | | | 21XX-TRAVEL OF PEOPLE | 38,950.00 | 17,178.58 | | | | |
| | | | | 22XX-TRANSPORT OF THINGS | 40,560.43 | 100.00 | | | | |
| | | | | 23XX-RENT, COMM, UTILITIES | 1,427,690.00 | 327,810.70 | | | | |
| | | | | 24XX-PRINT & REPRO | 361,724.38 | 23,245.81 | | | | |
| | | | | 25XX-OTHER SERVICES | 3,223,853.88 | 1,227,667.75 | | | | |
| | | | | 26XX-SUPPLIES & MATERIALS | 19,584,416.48 | 6,353,123.49 | | | | |
| | | | | 31XX-EQUIPMENT | 7,155,918.03 | 2,650,959.75 | | | | |
| | | | | MANUFACTURED HOUSING | 54,918.98 | 37,369.51 | | | | |
| | | | | 1603DR Total | | | | | 54,971,136.54 | 29,705,387.60 |
| | | | | 1604DR | MISSISSIPPI | KATRINA | BANK ONE DBA JPMORGAN CHASE BANK | 25XX-OTHER SERVICES | 283,500.00 | 243,290.04 |
| CITIBANK | 26XX-SUPPLIES & MATERIALS | 486,000.00 | 384,741.41 | | | | | | | |
| US BANK | 21XX-TRAVEL OF PEOPLE | 16,864,524.97 | 16,408,983.75 | | | | | | | |
| | 26XX-SUPPLIES & MATERIALS | 91,000.00 | 29,893.34 | | | | | | | |
| | 21XX-TRAVEL OF PEOPLE | 43,898.90 | 3,226.41 | | | | | | | |
| | 22XX-TRANSPORT OF THINGS | 6,100.00 | 696.00 | | | | | | | |
| | 23XX-RENT, COMM, UTILITIES | 313,596.79 | 137,913.46 | | | | | | | |
| | 24XX-PRINT & REPRO | 785,525.05 | 259,430.92 | | | | | | | |
| | 25XX-OTHER SERVICES | 1,141,034.28 | 673,334.32 | | | | | | | |
| | 26XX-SUPPLIES & MATERIALS | 9,015,316.27 | 5,162,291.69 | | | | | | | |
| | 31XX-EQUIPMENT | 5,557,476.98 | 4,070,207.86 | | | | | | | |
| | MANUFACTURED HOUSING | 16,500.00 | 16,500.00 | | | | | | | |
| | 1604DR Total | | | | | | 34,604,473.24 | 27,390,509.20 | | |
| 1605DR | ALABAMA | KATRINA | BANK ONE DBA JPMORGAN CHASE BANK | 25XX-OTHER SERVICES | 70,027.35 | 67,942.16 | | | | |
| | | | | CITIBANK | 26XX-SUPPLIES & MATERIALS | 867,000.00 | 367,247.93 | | | |
| | | | US BANK | 21XX-TRAVEL OF PEOPLE | 5,801,527.45 | 5,102,033.70 | | | | |
| | | | | 26XX-SUPPLIES & MATERIALS | 13,000.00 | 134.44 | | | | |
| | | | | 21XX-TRAVEL OF PEOPLE | 30,000.00 | 3,561.05 | | | | |
| | | | | 23XX-RENT, COMM, UTILITIES | 64,000.00 | 21,505.00 | | | | |
| | | | | 24XX-PRINT & REPRO | 215,892.00 | 76,108.27 | | | | |
| | | | | 25XX-OTHER SERVICES | 170,000.00 | 44,338.49 | | | | |
| | | | | 26XX-SUPPLIES & MATERIALS | 3,104,194.51 | 1,846,062.31 | | | | |
| | | | | 31XX-EQUIPMENT | 993,278.92 | 488,554.65 | | | | |
| | | | | 1605DR Total | | | | | 11,328,920.23 | 8,017,488.00 |
| | | | | 1606DR | TEXAS | RITA | BANK ONE DBA JPMORGAN CHASE BANK | 21XX-TRAVEL OF PEOPLE | | |
| | | | | | | | | CITIBANK | 26XX-SUPPLIES & MATERIALS | 615,000.00 |
| US BANK | 21XX-TRAVEL OF PEOPLE | 4,458,560.82 | 4,455,010.82 | | | | | | | |
| | 26XX-SUPPLIES & MATERIALS | 112,500.00 | 85,424.88 | | | | | | | |
| | 21XX-TRAVEL OF PEOPLE | 400,000.00 | | | | | | | | |
| | 22XX-TRANSPORT OF THINGS | 35,000.00 | 804.35 | | | | | | | |
| | 23XX-RENT, COMM, UTILITIES | 78,000.00 | 15,024.69 | | | | | | | |
| 24XX-PRINT & REPRO | 341,360.00 | 138,714.05 | | | | | | | | |
| 25XX-OTHER SERVICES | 290,641.87 | 96,496.21 | | | | | | | | |

| PROG CODE | STATE NAME | EVENT NAME | VENDOR ALPHA | PROGRAM NAME | OBLIGATIONS | EXPENDITURES |
|---------------------|---------------|------------|----------------------------------|----------------------------|----------------------|---------------------|
| | | | | 26XX-SUPPLIES & MATERIALS | 2,002,155.19 | 666,195.10 |
| | | | | 31XX-EQUIPMENT | 489,183.04 | 94,304.56 |
| 1606DR Total | | | | | 8,822,400.92 | 5,623,345.76 |
| 1607DR | LOUISIANA | RITA | BANK ONE DBA JPMORGAN CHASE BANK | 26XX-SUPPLIES & MATERIALS | 310,524.00 | 200,518.44 |
| | | | CITIBANK | 21XX-TRAVEL OF PEOPLE | 1,001,842.04 | 1,001,842.04 |
| | | | US BANK | 21XX-TRAVEL OF PEOPLE | 30,000.00 | 19,813.91 |
| | | | | 23XX-RENT, COMM, UTILITIES | 446,400.00 | 1,400.00 |
| | | | | 24XX-PRINT & REPRO | 170,000.00 | 64,330.35 |
| | | | | 25XX-OTHER SERVICES | 752,162.58 | 30,693.51 |
| | | | | 26XX-SUPPLIES & MATERIALS | 6,676,759.44 | 2,790,953.62 |
| | | | | 31XX-EQUIPMENT | 1,476,743.79 | 53,192.75 |
| | | | | MANUFACTURED HOUSING | | |
| 1607DR Total | | | | | 10,864,431.85 | 4,162,744.62 |
| 1609DR | FLORIDA | WILMA | BANK ONE DBA JPMORGAN CHASE BANK | 21XX-TRAVEL OF PEOPLE | | |
| | | | | 25XX-OTHER SERVICES | 210.00 | 208.96 |
| | | | | 26XX-SUPPLIES & MATERIALS | 490,516.81 | 138,014.48 |
| | | | CITIBANK | 21XX-TRAVEL OF PEOPLE | 1,001,604.05 | 531,468.71 |
| | | | | 25XX-OTHER SERVICES | 50,000.00 | |
| | | | US BANK | 21XX-TRAVEL OF PEOPLE | 51,000.00 | 503.57 |
| | | | | 22XX-TRANSPORT OF THINGS | | |
| | | | | 23XX-RENT, COMM, UTILITIES | 40,459.00 | 6,935.44 |
| | | | | 24XX-PRINT & REPRO | 67,321.80 | 31,576.95 |
| | | | | 25XX-OTHER SERVICES | 141,657.46 | 27,245.29 |
| | | | | 26XX-SUPPLIES & MATERIALS | 719,765.85 | 378,469.85 |
| | | | | 31XX-EQUIPMENT | 144,500.00 | 27,005.67 |
| 1609DR Total | | | | | 2,707,034.97 | 1,141,428.92 |
| 3212EM | LOUISIANA | KATRINA | US BANK | 26XX-SUPPLIES & MATERIALS | 2,000.00 | 1,284.11 |
| 3212EM Total | | | | | 2,000.00 | 1,284.11 |
| 3215EM | ARKANSAS | KATRINA | CITIBANK | 21XX-TRAVEL OF PEOPLE | 273.15 | 273.15 |
| | | | US BANK | 21XX-TRAVEL OF PEOPLE | 1,000.00 | |
| | | | | 22XX-TRANSPORT OF THINGS | 8,600.00 | 2,420.00 |
| | | | | 23XX-RENT, COMM, UTILITIES | 11,000.00 | 2,791.50 |
| | | | | 24XX-PRINT & REPRO | 5,150.00 | 2,234.46 |
| | | | | 25XX-OTHER SERVICES | 5,000.00 | 1,125.00 |
| | | | | 26XX-SUPPLIES & MATERIALS | 103,401.00 | 46,666.34 |
| | | | | 31XX-EQUIPMENT | 18,700.00 | 8,816.91 |
| 3215EM Total | | | | | 153,124.15 | 64,327.36 |
| 3216EM | TEXAS | KATRINA | BANK ONE DBA JPMORGAN CHASE BANK | 26XX-SUPPLIES & MATERIALS | | |
| | | | CITIBANK | 21XX-TRAVEL OF PEOPLE | 15,561.27 | 15,561.27 |
| | | | US BANK | 22XX-TRANSPORT OF THINGS | 10,000.00 | 1,950.60 |
| | | | | 23XX-RENT, COMM, UTILITIES | 8,787.50 | 4,546.11 |
| | | | | 24XX-PRINT & REPRO | 31,554.44 | 23,596.04 |
| | | | | 25XX-OTHER SERVICES | 15,425.96 | 11,537.29 |
| | | | | 26XX-SUPPLIES & MATERIALS | 271,829.53 | 197,038.79 |
| | | | | 31XX-EQUIPMENT | 113,301.90 | 90,591.92 |
| 3216EM Total | | | | | 466,460.60 | 344,822.02 |
| 3219EM | OKLAHOMA | KATRINA | US BANK | 23XX-RENT, COMM, UTILITIES | | |
| | | | | 24XX-PRINT & REPRO | 800.00 | 755.65 |
| | | | | 25XX-OTHER SERVICES | | |
| | | | | 26XX-SUPPLIES & MATERIALS | | |
| | | | | 31XX-EQUIPMENT | | |
| 3219EM Total | | | | | 800.00 | 755.65 |
| 3221EM | WEST VIRGINIA | KATRINA | CITIBANK | 21XX-TRAVEL OF PEOPLE | 1,331.70 | 1,331.70 |
| | | | US BANK | 26XX-SUPPLIES & MATERIALS | 94.45 | 94.45 |
| 3221EM Total | | | | | 1,426.15 | 1,426.15 |
| 3223EM | UTAH | KATRINA | CITIBANK | 21XX-TRAVEL OF PEOPLE | 517.85 | 435.70 |
| | | | US BANK | 26XX-SUPPLIES & MATERIALS | 4,000.00 | |
| 3223EM Total | | | | | 4,517.85 | 435.70 |
| 3224EM | COLORADO | KATRINA | US BANK | 26XX-SUPPLIES & MATERIALS | 4,000.00 | 1,729.21 |

| PROG CODE | STATE NAME | EVENT NAME | VENDOR ALPHA | PROGRAM NAME | OBLIGATIONS | EXPENDITURES |
|---------------------|--------------|------------|----------------------------------|----------------------------|-----------------------|----------------------|
| 3224EM Total | | | | | 4,000.00 | 1,729.21 |
| 3225EM | MICHIGAN | KATRINA | US BANK | 26XX-SUPPLIES & MATERIALS | 2,000.00 | 711.67 |
| 3225EM Total | | | | | 2,000.00 | 711.67 |
| 3227EM | WASHINGTON | KATRINA | US BANK | 26XX-SUPPLIES & MATERIALS | 250.00 | 112.64 |
| 3227EM Total | | | | | 250.00 | 112.64 |
| 3229EM | NEW MEXICO | KATRINA | US BANK | 23XX-RENT, COMM, UTILITIES | 45.00 | 36.64 |
| | | | | 24XX-PRINT & REPRO | | |
| | | | | 25XX-OTHER SERVICES | | |
| | | | | 26XX-SUPPLIES & MATERIALS | 115.74 | 15.74 |
| | | | | 31XX-EQUIPMENT | | |
| 3229EM Total | | | | | 160.74 | 52.38 |
| 3232EM | MISSOURI | KATRINA | US BANK | 26XX-SUPPLIES & MATERIALS | 5,000.00 | 3,711.60 |
| 3232EM Total | | | | | 5,000.00 | 3,711.60 |
| 3234EM | SOUTH DAKOTA | KATRINA | CITIBANK | 21XX-TRAVEL OF PEOPLE | 677.25 | |
| 3234EM Total | | | | | 677.25 | |
| 3247EM | NORTH DAKOTA | KATRINA | CITIBANK | 21XX-TRAVEL OF PEOPLE | 911.85 | 911.85 |
| 3247EM Total | | | | | 911.85 | 911.85 |
| 3253EM | MONTANA | KATRINA | CITIBANK | 21XX-TRAVEL OF PEOPLE | 2,161.38 | 1,440.92 |
| 3253EM Total | | | | | 2,161.38 | 1,440.92 |
| 3261EM | TEXAS | RITA | BANK ONE DBA JPMORGAN CHASE BANK | 26XX-SUPPLIES & MATERIALS | 1,500.00 | 1,500.00 |
| | | | US BANK | 23XX-RENT, COMM, UTILITIES | 50,000.00 | 4,733.42 |
| | | | | 24XX-PRINT & REPRO | 20,000.00 | 20,000.00 |
| | | | | 25XX-OTHER SERVICES | 50,000.00 | 590.39 |
| | | | | 26XX-SUPPLIES & MATERIALS | 135,500.00 | 22,851.20 |
| | | | | 31XX-EQUIPMENT | 90,000.00 | 38,375.82 |
| 3261EM Total | | | | | 347,000.00 | 88,050.83 |
| Grand Total | | | | | 124,478,591.42 | 76,619,733.42 |

| NAME OF CARD | PURPOSE/USES |
|----------------------------------|--|
| BANK ONE DBA JPMORGAN CHASE BANK | Fleetcard for fuel, oil, etc for government vehicles |
| CITIBANK | Centrally billed travel |
| US BANK | FEMA Purchase card |

* Does not include Individually Billed Travel (IBT) Credit Cards that are issued to FEMA Travelers

Agencies Reporting Credit Card Costs and Purchases

March 22, 2006

| DHS AGENCIES | DATE REPORT RECEIVED | OBLIGATIONS | EXPENDITURES |
|--------------|----------------------|------------------------|------------------------|
| BTS | | | |
| CBP | | | |
| FLETC | 10/31/2005 | 180,246.86 | 156,339.74 |
| IAIP | | | |
| ICE | 3/21/2006 | 982,290.01 | 850,480.22 |
| NCS | | | |
| OCFO | 10/25/2005 | 7.88 | 7.88 |
| OSLGCP | | | |
| S&T | 1/10/2006 | 100,000.00 | 0.00 |
| TSA | 11/1/2005 | 0.00 | 458,317.69 |
| USCG | | | |
| USCIS | 11/8/2005 | 0.00 | 0.00 |
| USSS | 11/22/2005 | 0.00 | 0.00 |
| TOTAL | | \$ 1,262,544.75 | \$ 1,465,145.53 |

Zeros indicate the agency reported to us that it had no obligations and/or expenditures as of the date indicated; blanks indicate the agency did not submit a report.

**Other Federal Agencies Reporting Credit Card
Costs And Purchases
March 22, 2006**

| OTHER FEDERAL AGENCIES | DATE REPORT RECEIVED | OBLIGATIONS | EXPENDITURES |
|------------------------|----------------------|--------------|--------------|
| AID | 3/21/2006 | 0.00 | 0.00 |
| ARC | | | |
| CDC | | | |
| CNCS | | | |
| COE | 3/21/2006 | 2,420,239.69 | 3,802,062.10 |
| DHUD | 2/24/2006 | 513,264.00 | 483,528.00 |
| DOC | | | |
| DOD | | | |
| DOE | | | |
| DOED | | | |
| DOI | 3/21/2006 | 7,205,549.94 | 325,105.37 |
| DOL | 3/21/2006 | 394,469.00 | 367,380.23 |
| DOS | 12/7/2005 | 0.00 | 0.00 |
| DOT | | | |
| EEOC | 1/17/2006 | 0.00 | 14,394.00 |
| EPA | 1/16/2006 | | 999,845.66 |
| FAA | | | |
| FCC | | | |
| FCSIC | | | |
| FMSHRC | 11/1/2005 | 0.00 | 0.00 |
| GSA | 3/20/2006 | 295,887.90 | 294,636.20 |
| HHS | | | |
| MSPB | | | |
| NARA | 11/8/2005 | 5,024.36 | 481.65 |
| NASA | | | |
| NCPC | | | |
| NCUA | | | |

| OTHER FEDERAL AGENCIES | DATE REPORT RECEIVED | OBLIGATIONS | EXPENDITURES |
|------------------------|----------------------|------------------------|------------------------|
| NGA | | | |
| NLRB | 12/20/2005 | 0.00 | 13,863.60 |
| NOAA | | | |
| NRC | 1/6/2006 | 0.00 | 0.00 |
| NSF | 11/4/2005 | 0.00 | 0.00 |
| OPM | | | |
| OSHA | | | |
| RRB | 11/7/2005 | 0.00 | 0.00 |
| SBA | 1/4/2006 | 0.00 | 0.00 |
| SEC | | | |
| SSA | | | |
| TREAS | | | |
| TVA | 11/10/2005 | | 0.00 |
| USDA | 3/10/2006 | 470,124.04 | 23,117,160.16 |
| USDJ | | | |
| USPC | | | |
| USPHS | 11/14/2005 | 0.00 | 0.00 |
| USPS | | | |
| VA | 2/1/2006 | 802,971.76 | 802,971.76 |
| TOTAL | | \$12,107,530.69 | \$30,221,428.73 |

Only Other Federal Agencies reporting data or zeros are included in this report. Zeros indicate the agency reported to us that it had no obligations and/or expenditures as of the date indicated; blanks indicate the agency did not submit a report.

FINANCIAL INFORMATION TOOL
FOR HURRICANE KATRINA, RITA, & WILMA DECLARATIONS ONLY

AS OF 03-22-2006

| PROGRAM AREA | ALLOCATIONS | OBLIGATIONS | EXPENDITURES |
|---------------------|-----------------------|-----------------------|-----------------------|
| 1-HUMAN SERVICES | 14,387,296,174 | 12,343,379,047 | 10,649,963,006 |
| 2-INFRASTRUCTURE | 4,779,278,529 | 4,636,545,632 | 1,996,934,521 |
| 3-MITIGATION | 61,678,143 | 39,907,692 | 3,480,618 |
| 4-OPERATIONS | 5,703,454,794 | 5,659,731,692 | 278,356,305 |
| 5-ADMINISTRATION | 7,325,338,567 | 6,538,496,186 | 2,449,919,193 |
| Grand Total | 32,257,046,207 | 29,218,060,249 | 15,378,653,644 |

FINANCIAL INFORMATION TOOL
FOR HURRICANE KATRINA, RITA, & WILMA DECLARATIONS ONLY

AS OF 03-22-2006

| PROGRAM AREA | PROGRAM NAME | ALLOCATIONS | OBLIGATIONS | EXPENDITURES |
|-------------------------------|-----------------------------|-----------------------|-----------------------|-----------------------|
| 1-HUMAN SERVICES | 2503-UNEMPLOYMENT | 394,932,205 | 352,548,869 | 331,625,585 |
| | 2504-CRISIS COUNSELING-NIMH | 49,762,226 | 23,373,294 | 17,103,254 |
| | 2576-LEGAL SERVICES | 133,275 | 84,767 | 3,875 |
| | 2592-INSPECTIONS | 287,337,154 | 252,247,637 | 178,688,792 |
| | 4149-OTHER NEEDS ASSISTANCE | 1,788,553,042 | 1,788,553,042 | 1,752,809,327 |
| | 414X-HOUSING ASSISTANCE | 5,150,704,915 | 5,150,703,928 | 4,903,923,983 |
| | 4152-CRISIS COUNSELING-SCC | 38,858,450 | 33,980,178 | 12,965,049 |
| | 4154-OTHER NEEDS ASSISTANCE | 68,880,000 | 68,880,000 | 62,171,143 |
| | MANUFACTURED HOUSING | 6,608,134,907 | 4,673,007,333 | 3,390,671,998 |
| 1-HUMAN SERVICES Total | | 14,387,296,174 | 12,343,379,047 | 10,649,963,006 |
| 2-INFRASTRUCTURE | 2594-INSPECTIONS | 356,551,100 | 325,945,500 | 84,865,721 |
| | 416X-PUBLIC ASSISTANCE | 4,422,727,429 | 4,310,600,132 | 1,912,068,801 |
| 2-INFRASTRUCTURE Total | | 4,779,278,529 | 4,636,545,632 | 1,996,934,521 |
| 3-MITIGATION | 2593-INSPECTIONS | 43,619,695 | 21,849,244 | 3,237,112 |
| | 4173-HAZARD MITIGATION | 18,058,448 | 18,058,448 | 243,506 |
| 3-MITIGATION Total | | 61,678,143 | 39,907,692 | 3,480,618 |
| 4-OPERATIONS | 2507-MISSIONS-TA | 43,798,256 | 26,257,556 | 454,200 |
| | 2508-MISSIONS-DFA | 5,659,656,538 | 5,633,474,136 | 277,902,105 |
| 4-OPERATIONS Total | | 5,703,454,794 | 5,659,731,692 | 278,356,305 |
| 5-ADMINISTRATION | 11XX-SALARIES & BENEFITS | 323,497,481 | 306,525,286 | 306,525,286 |
| | 21XX-TRAVEL | 235,769,970 | 220,666,183 | 189,147,794 |
| | 22XX-TRANSPORTATION | 62,169,111 | 52,133,338 | 29,959,961 |
| | 23XX-RENT, COMM, UTILITIES | 275,431,399 | 226,890,661 | 129,790,976 |
| | 24XX-PRINT & REPRO | 7,579,088 | 5,286,713 | 1,560,831 |
| | 2501-MISSIONS-FOS | 2,891,765,001 | 2,883,210,082 | 302,360,556 |
| | 25XX-OTHER SERVICES | 2,515,320,986 | 1,934,193,214 | 1,038,710,061 |
| | 26XX-SUPPLIES & MATERIALS | 681,138,976 | 616,520,642 | 285,189,452 |
| | 31XX-EQUIPMENT | 216,774,405 | 181,577,132 | 142,698,911 |
| | 32XX-LAND & STRUCTURES | 12,035,691 | 7,776,435 | 1,910,117 |
| 4101-URBAN SEARCH & RESCUE | 103,856,459 | 103,716,499 | 22,065,248 | |
| 5-ADMINISTRATION Total | | 7,325,338,567 | 6,538,496,186 | 2,449,919,193 |
| Grand Total | | 32,257,046,207 | 29,218,060,249 | 15,378,653,644 |

FINANCIAL INFORMATION TOOL
FOR HURRICANE KATRINA, RITA, & WILMA DECLARATIONS ONLY

AS OF 03-22-2006

| PROG CODE | STATE NAME | EVENT NAME | DECLARED | ALLOCATIONS | OBLIGATIONS | EXPENDITURES |
|-----------|----------------------|------------|------------|----------------|----------------|---------------|
| 1602DR | FLORIDA | KATRINA | 8/28/2005 | 186,367,244 | 181,603,677 | 76,053,104 |
| 1603DR | LOUISIANA | KATRINA | 8/29/2005 | 16,259,885,128 | 14,532,203,798 | 7,892,548,447 |
| 1604DR | MISSISSIPPI | KATRINA | 8/29/2005 | 7,981,523,090 | 7,201,506,404 | 3,528,590,772 |
| 1605DR | ALABAMA | KATRINA | 8/29/2005 | 1,677,652,231 | 1,598,350,358 | 1,212,095,434 |
| 1606DR | TEXAS | RITA | 9/24/2005 | 2,029,910,261 | 1,839,444,775 | 997,607,788 |
| 1607DR | LOUISIANA | RITA | 9/24/2005 | 1,659,575,981 | 1,549,229,624 | 689,186,358 |
| 1609DR | FLORIDA | WILMA | 10/24/2005 | 1,627,194,772 | 1,560,580,828 | 594,186,293 |
| 3212EM | LOUISIANA | KATRINA | 8/27/2005 | 12,508,058 | 12,508,058 | 649,898 |
| 3213EM | MISSISSIPPI | KATRINA | 8/28/2005 | 2,622,585 | 2,622,585 | 87,058 |
| 3214EM | ALABAMA | KATRINA | 8/28/2005 | 84,454 | 84,454 | 52,976 |
| 3215EM | ARKANSAS | KATRINA | 9/2/2005 | 46,014,159 | 43,384,067 | 35,232,637 |
| 3216EM | TEXAS | KATRINA | 9/2/2005 | 473,363,351 | 428,029,268 | 297,432,208 |
| 3217EM | TENNESSEE | KATRINA | 9/5/2005 | 29,090,380 | 26,803,719 | 81,363 |
| 3218EM | GEORGIA | KATRINA | 9/5/2005 | 20,492,000 | 19,760,821 | 7,786,217 |
| 3219EM | OKLAHOMA | KATRINA | 9/5/2005 | 7,212,223 | 6,440,085 | 6,265,704 |
| 3220EM | FLORIDA | KATRINA | 9/5/2005 | 9,202,272 | 7,848,091 | 257,724 |
| 3221EM | WEST VIRGINIA | KATRINA | 9/5/2005 | 309,811 | 290,080 | 122,149 |
| 3222EM | NORTH CAROLINA | KATRINA | 9/5/2005 | 2,002,261 | 1,970,953 | 1,196,235 |
| 3223EM | UTAH | KATRINA | 9/5/2005 | 1,115,201 | 1,093,377 | 863,469 |
| 3224EM | COLORADO | KATRINA | 9/5/2005 | 12,228,272 | 12,174,481 | 11,191,217 |
| 3225EM | MICHIGAN | KATRINA | 9/7/2005 | 1,502,484 | 1,221,873 | 320,363 |
| 3226EM | DISTRICT OF COLUMBIA | KATRINA | 9/7/2005 | 622,241 | 542,092 | 52,857 |
| 3227EM | WASHINGTON | KATRINA | 9/7/2005 | 3,200,962 | 3,117,990 | 230,372 |
| 3228EM | OREGON | KATRINA | 9/7/2005 | 2,092,300 | 2,085,339 | 251,867 |
| 3229EM | NEW MEXICO | KATRINA | 9/7/2005 | 2,246,307 | 868,590 | 145,094 |
| 3230EM | ILLINOIS | KATRINA | 9/7/2005 | 2,682,455 | 936,526 | 813,005 |
| 3231EM | KENTUCKY | KATRINA | 9/10/2005 | 4,022,000 | 3,933,772 | 663,437 |
| 3232EM | MISSOURI | KATRINA | 9/10/2005 | 2,840,745 | 763,271 | 534,925 |
| 3233EM | SOUTH CAROLINA | KATRINA | 9/10/2005 | 3,671,915 | 3,320,685 | 2,245,728 |
| 3234EM | SOUTH DAKOTA | KATRINA | 9/10/2005 | 344,422 | 321,720 | 202,034 |
| 3235EM | PENNSYLVANIA | KATRINA | 9/10/2005 | 2,255,075 | 2,083,929 | 901,441 |
| 3236EM | KANSAS | KATRINA | 9/10/2005 | 217,298 | 190,917 | 130,595 |
| 3237EM | ALABAMA | KATRINA | 9/10/2005 | 3,500,000 | 2,016,187 | 836,791 |
| 3238EM | INDIANA | KATRINA | 9/10/2005 | 4,200,856 | 3,841,632 | 1,942 |
| 3239EM | IOWA | KATRINA | 9/10/2005 | 288,998 | 278,329 | 23,236 |

| PROG CODE | STATE NAME | EVENT NAME | DECLARED | ALLOCATIONS | OBLIGATIONS | EXPENDITURES |
|--------------------|---------------|------------|-----------|-----------------------|-----------------------|-----------------------|
| 3240EM | VIRGINIA | KATRINA | 9/12/2005 | 588,010 | 542,047 | 190,800 |
| 3241EM | ARIZONA | KATRINA | 9/12/2005 | 5,914,309 | 5,812,795 | 3,226,975 |
| 3242EM | MINNESOTA | KATRINA | 9/13/2005 | 15,074,450 | 3,499,504 | 914,417 |
| 3243EM | NEVADA | KATRINA | 9/13/2005 | 1,341,200 | 807,268 | 462,356 |
| 3244EM | IDAHO | KATRINA | 9/13/2005 | 619,837 | 594,243 | 46,406 |
| 3245EM | NEBRASKA | KATRINA | 9/13/2005 | 266,702 | 265,377 | 22,790 |
| 3246EM | CONNECTICUT | KATRINA | 9/13/2005 | 1,063,173 | 384,970 | 17,550 |
| 3247EM | NORTH DAKOTA | KATRINA | 9/13/2005 | 88,387 | 68,149 | 20,151 |
| 3248EM | CALIFORNIA | KATRINA | 9/13/2005 | 968,320 | 576,320 | 490,235 |
| 3249EM | WISCONSIN | KATRINA | 9/13/2005 | 3,575,965 | 2,889,984 | 154,921 |
| 3250EM | OHIO | KATRINA | 9/13/2005 | 2,593,530 | 2,174,094 | 906,730 |
| 3251EM | MARYLAND | KATRINA | 9/13/2005 | 3,106,326 | 821,015 | 148,100 |
| 3252EM | MASSACHUSETTS | KATRINA | 9/13/2005 | 4,418,880 | 3,923,359 | 2,675,950 |
| 3253EM | MONTANA | KATRINA | 9/13/2005 | 488,952 | 475,054 | 144,171 |
| 3255EM | RHODE ISLAND | KATRINA | 9/19/2005 | 1,536,916 | 903,603 | 11,409 |
| 3256EM | MAINE | KATRINA | 9/19/2005 | 106,000 | 53,927 | |
| 3257EM | NEW JERSEY | KATRINA | 9/19/2005 | 159,943 | 144,214 | 139,578 |
| 3258EM | NEW HAMPSHIRE | KATRINA | 9/19/2005 | 106,000 | 6,000 | 92 |
| 3259EM | FLORIDA | RITA | 9/20/2005 | 10,045,741 | 9,936,086 | 4,191,325 |
| 3260EM | LOUISIANA | RITA | 9/21/2005 | 1,275,000 | 1,275,000 | |
| 3261EM | TEXAS | RITA | 9/21/2005 | 130,300,539 | 130,251,725 | 5,856,011 |
| 3262EM | NEW YORK | KATRINA | 9/30/2005 | 1,292,564 | 1,177,398 | 192,494 |
| 3263EM | DELAWARE | KATRINA | 9/30/2005 | 73,672 | 25,764 | 443 |
| Grand Total | | | | 32,257,046,207 | 29,218,060,249 | 15,378,653,644 |

FINANCIAL INFORMATION TOOL
FOR HURRICANE KATRINA, RITA, & WILMA DECLARATIONS ONLY

AS OF 03-22-2006

| EVENT NAME | STATE NAME | PROG CODE | DECLARED | ALLOCATIONS | OBLIGATIONS | EXPENDITURES |
|------------|----------------------|-----------|-----------|----------------|----------------|---------------|
| KATRINA | ALABAMA | 1605DR | 8/29/2005 | 1,677,652,231 | 1,598,350,358 | 1,212,095,434 |
| | | 3214EM | 8/28/2005 | 84,454 | 84,454 | 52,976 |
| | | 3237EM | 9/10/2005 | 3,500,000 | 2,016,187 | 836,791 |
| | ARIZONA | 3241EM | 9/12/2005 | 5,914,309 | 5,812,795 | 3,226,975 |
| | ARKANSAS | 3215EM | 9/2/2005 | 46,014,159 | 43,384,067 | 35,232,637 |
| | CALIFORNIA | 3248EM | 9/13/2005 | 968,320 | 576,320 | 490,235 |
| | COLORADO | 3224EM | 9/5/2005 | 12,228,272 | 12,174,481 | 11,191,217 |
| | CONNECTICUT | 3246EM | 9/13/2005 | 1,063,173 | 384,970 | 17,550 |
| | DELAWARE | 3263EM | 9/30/2005 | 73,672 | 25,764 | 443 |
| | DISTRICT OF COLUMBIA | 3226EM | 9/7/2005 | 622,241 | 542,092 | 52,857 |
| | FLORIDA | 1602DR | 8/28/2005 | 186,367,244 | 181,603,677 | 76,053,104 |
| | | 3220EM | 9/5/2005 | 9,202,272 | 7,848,091 | 257,724 |
| | GEORGIA | 3218EM | 9/5/2005 | 20,492,000 | 19,760,821 | 7,786,217 |
| | IDAHO | 3244EM | 9/13/2005 | 619,837 | 594,243 | 46,406 |
| | ILLINOIS | 3230EM | 9/7/2005 | 2,682,455 | 936,526 | 813,005 |
| | INDIANA | 3238EM | 9/10/2005 | 4,200,856 | 3,841,632 | 1,942 |
| | IOWA | 3239EM | 9/10/2005 | 288,998 | 278,329 | 23,236 |
| | KANSAS | 3236EM | 9/10/2005 | 217,298 | 190,917 | 130,595 |
| | KENTUCKY | 3231EM | 9/10/2005 | 4,022,000 | 3,933,772 | 663,437 |
| | LOUISIANA | 1603DR | 8/29/2005 | 16,259,885,128 | 14,532,203,798 | 7,892,548,447 |
| | | 3212EM | 8/27/2005 | 12,508,058 | 12,508,058 | 649,898 |
| | MAINE | 3256EM | 9/19/2005 | 106,000 | 53,927 | |
| | MARYLAND | 3251EM | 9/13/2005 | 3,106,326 | 821,015 | 148,100 |
| | MASSACHUSETTS | 3252EM | 9/13/2005 | 4,418,880 | 3,923,359 | 2,675,950 |
| | MICHIGAN | 3225EM | 9/7/2005 | 1,502,484 | 1,221,873 | 320,363 |
| | MINNESOTA | 3242EM | 9/13/2005 | 15,074,450 | 3,499,504 | 914,417 |
| | MISSISSIPPI | 1604DR | 8/29/2005 | 7,981,523,090 | 7,201,506,404 | 3,528,590,772 |
| | | 3213EM | 8/28/2005 | 2,622,585 | 2,622,585 | 87,058 |
| | MISSOURI | 3232EM | 9/10/2005 | 2,840,745 | 763,271 | 534,925 |
| | MONTANA | 3253EM | 9/13/2005 | 488,952 | 475,054 | 144,171 |
| | NEBRASKA | 3245EM | 9/13/2005 | 266,702 | 265,377 | 22,790 |
| | NEVADA | 3243EM | 9/13/2005 | 1,341,200 | 807,268 | 462,356 |
| | NEW HAMPSHIRE | 3258EM | 9/19/2005 | 106,000 | 6,000 | 92 |
| | NEW JERSEY | 3257EM | 9/19/2005 | 159,943 | 144,214 | 139,578 |
| | NEW MEXICO | 3229EM | 9/7/2005 | 2,246,307 | 868,590 | 145,094 |
| | NEW YORK | 3262EM | 9/30/2005 | 1,292,564 | 1,177,398 | 192,494 |
| | NORTH CAROLINA | 3222EM | 9/5/2005 | 2,002,261 | 1,970,953 | 1,196,235 |
| | NORTH DAKOTA | 3247EM | 9/13/2005 | 88,387 | 68,149 | 20,151 |
| | OHIO | 3250EM | 9/13/2005 | 2,593,530 | 2,174,094 | 906,730 |
| | OKLAHOMA | 3219EM | 9/5/2005 | 7,212,223 | 6,440,085 | 6,265,704 |
| | OREGON | 3228EM | 9/7/2005 | 2,092,300 | 2,085,339 | 251,867 |
| | PENNSYLVANIA | 3235EM | 9/10/2005 | 2,255,075 | 2,083,929 | 901,441 |

| EVENT NAME | STATE NAME | PROG CODE | DECLARED | ALLOCATIONS | OBLIGATIONS | EXPENDITURES |
|----------------------|----------------|-----------|------------|-----------------------|-----------------------|-----------------------|
| | RHODE ISLAND | 3255EM | 9/19/2005 | 1,536,916 | 903,603 | 11,409 |
| | SOUTH CAROLINA | 3233EM | 9/10/2005 | 3,671,915 | 3,320,685 | 2,245,728 |
| | SOUTH DAKOTA | 3234EM | 9/10/2005 | 344,422 | 321,720 | 202,034 |
| | TENNESSEE | 3217EM | 9/5/2005 | 29,090,380 | 26,803,719 | 81,363 |
| | TEXAS | 3216EM | 9/2/2005 | 473,363,351 | 428,029,268 | 297,432,208 |
| | UTAH | 3223EM | 9/5/2005 | 1,115,201 | 1,093,377 | 863,469 |
| | VIRGINIA | 3240EM | 9/12/2005 | 588,010 | 542,047 | 190,800 |
| | WASHINGTON | 3227EM | 9/7/2005 | 3,200,962 | 3,117,990 | 230,372 |
| | WEST VIRGINIA | 3221EM | 9/5/2005 | 309,811 | 290,080 | 122,149 |
| | WISCONSIN | 3249EM | 9/13/2005 | 3,575,965 | 2,889,984 | 154,921 |
| KATRINA Total | | | | 26,798,743,914 | 24,127,342,211 | 13,087,625,869 |
| RITA | FLORIDA | 3259EM | 9/20/2005 | 10,045,741 | 9,936,086 | 4,191,325 |
| | LOUISIANA | 1607DR | 9/24/2005 | 1,659,575,981 | 1,549,229,624 | 689,186,358 |
| | | 3260EM | 9/21/2005 | 1,275,000 | 1,275,000 | |
| | TEXAS | 1606DR | 9/24/2005 | 2,029,910,261 | 1,839,444,775 | 997,607,788 |
| | | 3261EM | 9/21/2005 | 130,300,539 | 130,251,725 | 5,856,011 |
| RITA Total | | | | 3,831,107,521 | 3,530,137,211 | 1,696,841,482 |
| WILMA | FLORIDA | 1609DR | 10/24/2005 | 1,627,194,772 | 1,560,580,828 | 594,186,293 |
| WILMA Total | | | | 1,627,194,772 | 1,560,580,828 | 594,186,293 |
| Grand Total | | | | 32,257,046,207 | 29,218,060,249 | 15,378,653,644 |

FINANCIAL INFORMATION TOOL
FOR HURRICANE KATRINA, RITA, & WILMA DECLARATIONS ONLY

AS OF 03-22-2006

| STATE NAME | EVENT NAME | PROG CODE | DECLARED | ALLOCATIONS | OBLIGATIONS | EXPENDITURES |
|-----------------------------------|------------|-----------|------------|----------------------|----------------------|----------------------|
| ALABAMA | KATRINA | 1605DR | 8/29/2005 | 1,677,652,231 | 1,598,350,358 | 1,212,095,434 |
| | | 3214EM | 8/28/2005 | 84,454 | 84,454 | 52,976 |
| | | 3237EM | 9/10/2005 | 3,500,000 | 2,016,187 | 836,791 |
| ALABAMA Total | | | | 1,681,236,685 | 1,600,450,998 | 1,212,985,201 |
| ARIZONA | KATRINA | 3241EM | 9/12/2005 | 5,914,309 | 5,812,795 | 3,226,975 |
| ARIZONA Total | | | | 5,914,309 | 5,812,795 | 3,226,975 |
| ARKANSAS | KATRINA | 3215EM | 9/2/2005 | 46,014,159 | 43,384,067 | 35,232,637 |
| ARKANSAS Total | | | | 46,014,159 | 43,384,067 | 35,232,637 |
| CALIFORNIA | KATRINA | 3248EM | 9/13/2005 | 968,320 | 576,320 | 490,235 |
| CALIFORNIA Total | | | | 968,320 | 576,320 | 490,235 |
| COLORADO | KATRINA | 3224EM | 9/5/2005 | 12,228,272 | 12,174,481 | 11,191,217 |
| COLORADO Total | | | | 12,228,272 | 12,174,481 | 11,191,217 |
| CONNECTICUT | KATRINA | 3246EM | 9/13/2005 | 1,063,173 | 384,970 | 17,550 |
| CONNECTICUT Total | | | | 1,063,173 | 384,970 | 17,550 |
| DELAWARE | KATRINA | 3263EM | 9/30/2005 | 73,672 | 25,764 | 443 |
| DELAWARE Total | | | | 73,672 | 25,764 | 443 |
| DISTRICT OF COLUMBIA | KATRINA | 3226EM | 9/7/2005 | 622,241 | 542,092 | 52,857 |
| DISTRICT OF COLUMBIA Total | | | | 622,241 | 542,092 | 52,857 |
| FLORIDA | KATRINA | 1602DR | 8/28/2005 | 186,367,244 | 181,603,677 | 76,053,104 |
| | | 3220EM | 9/5/2005 | 9,202,272 | 7,848,091 | 257,724 |
| | RITA | 3259EM | 9/20/2005 | 10,045,741 | 9,936,086 | 4,191,325 |
| | WILMA | 1609DR | 10/24/2005 | 1,627,194,772 | 1,560,580,828 | 594,186,293 |
| FLORIDA Total | | | | 1,832,810,028 | 1,759,968,682 | 674,688,446 |
| GEORGIA | KATRINA | 3218EM | 9/5/2005 | 20,492,000 | 19,760,821 | 7,786,217 |
| GEORGIA Total | | | | 20,492,000 | 19,760,821 | 7,786,217 |
| IDAHO | KATRINA | 3244EM | 9/13/2005 | 619,837 | 594,243 | 46,406 |
| IDAHO Total | | | | 619,837 | 594,243 | 46,406 |
| ILLINOIS | KATRINA | 3230EM | 9/7/2005 | 2,682,455 | 936,526 | 813,005 |
| ILLINOIS Total | | | | 2,682,455 | 936,526 | 813,005 |
| INDIANA | KATRINA | 3238EM | 9/10/2005 | 4,200,856 | 3,841,632 | 1,942 |
| INDIANA Total | | | | 4,200,856 | 3,841,632 | 1,942 |
| IOWA | KATRINA | 3239EM | 9/10/2005 | 288,998 | 278,329 | 23,236 |
| IOWA Total | | | | 288,998 | 278,329 | 23,236 |
| KANSAS | KATRINA | 3236EM | 9/10/2005 | 217,298 | 190,917 | 130,595 |
| KANSAS Total | | | | 217,298 | 190,917 | 130,595 |
| KENTUCKY | KATRINA | 3231EM | 9/10/2005 | 4,022,000 | 3,933,772 | 663,437 |
| KENTUCKY Total | | | | 4,022,000 | 3,933,772 | 663,437 |
| LOUISIANA | KATRINA | 1603DR | 8/29/2005 | 16,259,885,128 | 14,532,203,798 | 7,892,548,447 |
| | | 3212EM | 8/27/2005 | 12,508,058 | 12,508,058 | 649,898 |
| | RITA | 1607DR | 9/24/2005 | 1,659,575,981 | 1,549,229,624 | 689,186,358 |
| | 3260EM | 9/21/2005 | 1,275,000 | 1,275,000 | | |

| STATE NAME | EVENT NAME | PROG CODE | DECLARED | ALLOCATIONS | OBLIGATIONS | EXPENDITURES |
|-----------------------------|------------|-----------|-----------|-----------------------|-----------------------|----------------------|
| LOUISIANA Total | | | | 17,933,244,167 | 16,095,216,480 | 8,582,384,703 |
| MAINE | KATRINA | 3256EM | 9/19/2005 | 106,000 | 53,927 | |
| MAINE Total | | | | 106,000 | 53,927 | |
| MARYLAND | KATRINA | 3251EM | 9/13/2005 | 3,106,326 | 821,015 | 148,100 |
| MARYLAND Total | | | | 3,106,326 | 821,015 | 148,100 |
| MASSACHUSETTS | KATRINA | 3252EM | 9/13/2005 | 4,418,880 | 3,923,359 | 2,675,950 |
| MASSACHUSETTS Total | | | | 4,418,880 | 3,923,359 | 2,675,950 |
| MICHIGAN | KATRINA | 3225EM | 9/7/2005 | 1,502,484 | 1,221,873 | 320,363 |
| MICHIGAN Total | | | | 1,502,484 | 1,221,873 | 320,363 |
| MINNESOTA | KATRINA | 3242EM | 9/13/2005 | 15,074,450 | 3,499,504 | 914,417 |
| MINNESOTA Total | | | | 15,074,450 | 3,499,504 | 914,417 |
| MISSISSIPPI | KATRINA | 1604DR | 8/29/2005 | 7,981,523,090 | 7,201,506,404 | 3,528,590,772 |
| | | 3213EM | 8/28/2005 | 2,622,585 | 2,622,585 | 87,058 |
| MISSISSIPPI Total | | | | 7,984,145,675 | 7,204,128,989 | 3,528,677,831 |
| MISSOURI | KATRINA | 3232EM | 9/10/2005 | 2,840,745 | 763,271 | 534,925 |
| MISSOURI Total | | | | 2,840,745 | 763,271 | 534,925 |
| MONTANA | KATRINA | 3253EM | 9/13/2005 | 488,952 | 475,054 | 144,171 |
| MONTANA Total | | | | 488,952 | 475,054 | 144,171 |
| NEBRASKA | KATRINA | 3245EM | 9/13/2005 | 266,702 | 265,377 | 22,790 |
| NEBRASKA Total | | | | 266,702 | 265,377 | 22,790 |
| NEVADA | KATRINA | 3243EM | 9/13/2005 | 1,341,200 | 807,268 | 462,356 |
| NEVADA Total | | | | 1,341,200 | 807,268 | 462,356 |
| NEW HAMPSHIRE | KATRINA | 3258EM | 9/19/2005 | 106,000 | 6,000 | 92 |
| NEW HAMPSHIRE Total | | | | 106,000 | 6,000 | 92 |
| NEW JERSEY | KATRINA | 3257EM | 9/19/2005 | 159,943 | 144,214 | 139,578 |
| NEW JERSEY Total | | | | 159,943 | 144,214 | 139,578 |
| NEW MEXICO | KATRINA | 3229EM | 9/7/2005 | 2,246,307 | 868,590 | 145,094 |
| NEW MEXICO Total | | | | 2,246,307 | 868,590 | 145,094 |
| NEW YORK | KATRINA | 3262EM | 9/30/2005 | 1,292,564 | 1,177,398 | 192,494 |
| NEW YORK Total | | | | 1,292,564 | 1,177,398 | 192,494 |
| NORTH CAROLINA | KATRINA | 3222EM | 9/5/2005 | 2,002,261 | 1,970,953 | 1,196,235 |
| NORTH CAROLINA Total | | | | 2,002,261 | 1,970,953 | 1,196,235 |
| NORTH DAKOTA | KATRINA | 3247EM | 9/13/2005 | 88,387 | 68,149 | 20,151 |
| NORTH DAKOTA Total | | | | 88,387 | 68,149 | 20,151 |
| OHIO | KATRINA | 3250EM | 9/13/2005 | 2,593,530 | 2,174,094 | 906,730 |
| OHIO Total | | | | 2,593,530 | 2,174,094 | 906,730 |
| OKLAHOMA | KATRINA | 3219EM | 9/5/2005 | 7,212,223 | 6,440,085 | 6,265,704 |
| OKLAHOMA Total | | | | 7,212,223 | 6,440,085 | 6,265,704 |
| OREGON | KATRINA | 3228EM | 9/7/2005 | 2,092,300 | 2,085,339 | 251,867 |
| OREGON Total | | | | 2,092,300 | 2,085,339 | 251,867 |
| PENNSYLVANIA | KATRINA | 3235EM | 9/10/2005 | 2,255,075 | 2,083,929 | 901,441 |
| PENNSYLVANIA Total | | | | 2,255,075 | 2,083,929 | 901,441 |
| RHODE ISLAND | KATRINA | 3255EM | 9/19/2005 | 1,536,916 | 903,603 | 11,409 |
| RHODE ISLAND Total | | | | 1,536,916 | 903,603 | 11,409 |
| SOUTH CAROLINA | KATRINA | 3233EM | 9/10/2005 | 3,671,915 | 3,320,685 | 2,245,728 |
| SOUTH CAROLINA Total | | | | 3,671,915 | 3,320,685 | 2,245,728 |
| SOUTH DAKOTA | KATRINA | 3234EM | 9/10/2005 | 344,422 | 321,720 | 202,034 |

| STATE NAME | EVENT NAME | PROG CODE | DECLARED | ALLOCATIONS | OBLIGATIONS | EXPENDITURES |
|----------------------------|------------|-----------|-----------|-----------------------|-----------------------|-----------------------|
| SOUTH DAKOTA Total | | | | 344,422 | 321,720 | 202,034 |
| TENNESSEE | KATRINA | 3217EM | 9/5/2005 | 29,090,380 | 26,803,719 | 81,363 |
| TENNESSEE Total | | | | 29,090,380 | 26,803,719 | 81,363 |
| TEXAS | KATRINA | 3216EM | 9/2/2005 | 473,363,351 | 428,029,268 | 297,432,208 |
| | RITA | 1606DR | 9/24/2005 | 2,029,910,261 | 1,839,444,775 | 997,607,788 |
| | | 3261EM | 9/21/2005 | 130,300,539 | 130,251,725 | 5,856,011 |
| TEXAS Total | | | | 2,633,574,151 | 2,397,725,768 | 1,300,896,007 |
| UTAH | KATRINA | 3223EM | 9/5/2005 | 1,115,201 | 1,093,377 | 863,469 |
| UTAH Total | | | | 1,115,201 | 1,093,377 | 863,469 |
| VIRGINIA | KATRINA | 3240EM | 9/12/2005 | 588,010 | 542,047 | 190,800 |
| VIRGINIA Total | | | | 588,010 | 542,047 | 190,800 |
| WASHINGTON | KATRINA | 3227EM | 9/7/2005 | 3,200,962 | 3,117,990 | 230,372 |
| WASHINGTON Total | | | | 3,200,962 | 3,117,990 | 230,372 |
| WEST VIRGINIA | KATRINA | 3221EM | 9/5/2005 | 309,811 | 290,080 | 122,149 |
| WEST VIRGINIA Total | | | | 309,811 | 290,080 | 122,149 |
| WISCONSIN | KATRINA | 3249EM | 9/13/2005 | 3,575,965 | 2,889,984 | 154,921 |
| WISCONSIN Total | | | | 3,575,965 | 2,889,984 | 154,921 |
| Grand Total | | | | 32,257,046,207 | 29,218,060,249 | 15,378,653,644 |

**FINANCIAL INFORMATION TOOL
FOR HURRICANE KATRINA, RITA, & WILMA DECLARATIONS ONLY**

AS OF 03-22-2006

| PROG CODE | STATE NAME | EVENT NAME | DECLARED | PROGRAM AREA | ALLOCATIONS | OBLIGATIONS | EXPENDITURES |
|---------------------|-------------|------------|------------|--|--|--|---|
| 1602DR | FLORIDA | KATRINA | 8/28/2005 | 2-INFRASTRUCTURE 4-OPERATIONS 5-ADMINISTRATION | 154,558,474 10,000 31,798,770 | 151,161,043 10,000 30,432,634 | 64,534,627 11,518,477 |
| 1602DR Total | | | | | 186,367,244 | 181,603,677 | 76,053,104 |
| 1603DR | LOUISIANA | KATRINA | 8/29/2005 | 1-HUMAN SERVICES 2-INFRASTRUCTURE 3-MITIGATION 4-OPERATIONS 5-ADMINISTRATION | 8,283,554,088 1,969,006,247 21,760,394 2,973,577,501 3,011,986,898 | 7,056,346,791 1,956,206,621 17,245,136 2,973,505,000 2,528,900,250 | 6,061,259,038 679,806,634 1,479,086 104,435,750 1,045,567,939 |
| 1603DR Total | | | | | 16,259,885,128 | 14,532,203,798 | 7,892,548,447 |
| 1604DR | MISSISSIPPI | KATRINA | 8/29/2005 | 1-HUMAN SERVICES 2-INFRASTRUCTURE 3-MITIGATION 4-OPERATIONS 5-ADMINISTRATION | 2,930,165,485 951,076,705 17,998,947 1,489,292,910 2,592,989,043 | 2,325,538,392 924,624,906 10,923,894 1,457,324,709 2,483,094,502 | 1,999,230,056 495,395,272 790,516 120,360,970 912,813,959 |
| 1604DR Total | | | | | 7,981,523,090 | 7,201,506,404 | 3,528,590,772 |
| 1605DR | ALABAMA | KATRINA | 8/29/2005 | 1-HUMAN SERVICES 2-INFRASTRUCTURE 3-MITIGATION 4-OPERATIONS 5-ADMINISTRATION | 1,203,442,053 100,426,362 2,784,984 181,500,000 189,498,832 | 1,139,888,996 95,847,754 2,449,984 181,500,000 178,663,623 | 1,020,188,907 59,030,299 525,974 51,770,324 80,579,930 |
| 1605DR Total | | | | | 1,677,652,231 | 1,598,350,358 | 1,212,095,434 |
| 1606DR | TEXAS | RITA | 9/24/2005 | 1-HUMAN SERVICES 2-INFRASTRUCTURE 3-MITIGATION 4-OPERATIONS 5-ADMINISTRATION | 942,918,522 233,493,900 11,399,991 245,150,000 596,947,848 | 856,357,579 230,037,195 2,699,991 242,467,600 507,882,410 | 673,722,719 127,993,245 276,302 84,380 195,531,143 |
| 1606DR Total | | | | | 2,029,910,261 | 1,839,444,775 | 997,607,788 |
| 1607DR | LOUISIANA | RITA | 9/24/2005 | 1-HUMAN SERVICES 2-INFRASTRUCTURE 3-MITIGATION 4-OPERATIONS 5-ADMINISTRATION | 579,428,544 129,164,097 6,733,827 530,036,000 414,213,513 | 530,920,439 128,272,563 5,988,787 521,036,000 363,011,835 | 521,385,962 32,203,277 390,407 957,831 134,248,881 |
| 1607DR Total | | | | | 1,659,575,981 | 1,549,229,624 | 689,186,358 |
| 1609DR | FLORIDA | WILMA | 10/24/2005 | 1-HUMAN SERVICES 2-INFRASTRUCTURE 3-MITIGATION 4-OPERATIONS 5-ADMINISTRATION | 447,787,481 629,176,700 1,000,000 234,028,384 315,202,207 | 434,326,849 613,110,598 599,900 234,028,384 278,515,097 | 374,176,325 166,808,677 18,334 747,050 52,435,908 |
| 1609DR Total | | | | | 1,627,194,772 | 1,560,580,828 | 594,186,293 |
| 3212EM | LOUISIANA | KATRINA | 8/27/2005 | 2-INFRASTRUCTURE 4-OPERATIONS 5-ADMINISTRATION | 1,500,000 11,008,058 | 1,500,000 11,008,058 | 649,898 |
| 3212EM Total | | | | | 12,508,058 | 12,508,058 | 649,898 |
| 3213EM | MISSISSIPPI | KATRINA | 8/28/2005 | 2-INFRASTRUCTURE 4-OPERATIONS 5-ADMINISTRATION | 2,622,585 | 2,622,585 | 87,058 |
| 3213EM Total | | | | | 2,622,585 | 2,622,585 | 87,058 |

| PROG CODE | STATE NAME | EVENT NAME | DECLARED | PROGRAM AREA | ALLOCATIONS | OBLIGATIONS | EXPENDITURES |
|---------------------|----------------------|------------|-----------|--|---|---|------------------------------|
| 3214EM | ALABAMA | KATRINA | 8/28/2005 | 2-INFRASTRUCTURE 4-OPERATIONS 5-ADMINISTRATION | 84,454 | 84,454 | 52,976 |
| 3214EM Total | | | | | 84,454 | 84,454 | 52,976 |
| 3215EM | ARKANSAS | KATRINA | 9/2/2005 | 2-INFRASTRUCTURE 4-OPERATIONS 5-ADMINISTRATION | 38,583,900 3,500,000 3,930,259 | 36,475,538 3,500,000 3,408,529 | 32,561,841 2,670,796 |
| 3215EM Total | | | | | 46,014,159 | 43,384,067 | 35,232,637 |
| 3216EM | TEXAS | KATRINA | 9/2/2005 | 2-INFRASTRUCTURE 4-OPERATIONS 5-ADMINISTRATION | 411,250,699 37,740,000 24,372,652 | 368,554,996 37,740,000 21,734,272 | 289,344,181 8,088,027 |
| 3216EM Total | | | | | 473,363,351 | 428,029,268 | 297,432,208 |
| 3217EM | TENNESSEE | KATRINA | 9/5/2005 | 2-INFRASTRUCTURE 4-OPERATIONS 5-ADMINISTRATION | 29,000,000 5,000 85,380 | 26,713,339 5,000 85,380 | 81,363 |
| 3217EM Total | | | | | 29,090,380 | 26,803,719 | 81,363 |
| 3218EM | GEORGIA | KATRINA | 9/5/2005 | 2-INFRASTRUCTURE 5-ADMINISTRATION | 20,400,000 92,000 | 19,668,821 92,000 | 7,785,450 767 |
| 3218EM Total | | | | | 20,492,000 | 19,760,821 | 7,786,217 |
| 3219EM | OKLAHOMA | KATRINA | 9/5/2005 | 2-INFRASTRUCTURE 5-ADMINISTRATION | 7,035,313 176,910 | 6,286,938 153,147 | 6,129,630 136,074 |
| 3219EM Total | | | | | 7,212,223 | 6,440,085 | 6,265,704 |
| 3220EM | FLORIDA | KATRINA | 9/5/2005 | 2-INFRASTRUCTURE 5-ADMINISTRATION | 9,200,000 2,272 | 7,845,819 2,272 | 255,452 2,272 |
| 3220EM Total | | | | | 9,202,272 | 7,848,091 | 257,724 |
| 3221EM | WEST VIRGINIA | KATRINA | 9/5/2005 | 2-INFRASTRUCTURE 5-ADMINISTRATION | 186,000 123,811 | 185,820 104,260 | 20,790 101,358 |
| 3221EM Total | | | | | 309,811 | 290,080 | 122,149 |
| 3222EM | NORTH CAROLINA | KATRINA | 9/5/2005 | 2-INFRASTRUCTURE 5-ADMINISTRATION | 2,000,000 2,261 | 1,968,692 2,261 | 1,195,974 261 |
| 3222EM Total | | | | | 2,002,261 | 1,970,953 | 1,196,235 |
| 3223EM | UTAH | KATRINA | 9/5/2005 | 2-INFRASTRUCTURE 4-OPERATIONS 5-ADMINISTRATION | 990,895 5,000 119,306 | 990,895 5,000 97,482 | 823,457 40,012 |
| 3223EM Total | | | | | 1,115,201 | 1,093,377 | 863,469 |
| 3224EM | COLORADO | KATRINA | 9/5/2005 | 2-INFRASTRUCTURE 4-OPERATIONS 5-ADMINISTRATION | 11,791,634 436,638 | 11,791,633 382,848 | 10,837,115 354,102 |
| 3224EM Total | | | | | 12,228,272 | 12,174,481 | 11,191,217 |
| 3225EM | MICHIGAN | KATRINA | 9/7/2005 | 2-INFRASTRUCTURE 5-ADMINISTRATION | 1,100,000 402,484 | 946,069 275,804 | 167,423 152,940 |
| 3225EM Total | | | | | 1,502,484 | 1,221,873 | 320,363 |
| 3226EM | DISTRICT OF COLUMBIA | KATRINA | 9/7/2005 | 2-INFRASTRUCTURE 5-ADMINISTRATION | 521,438 100,803 | 485,870 56,221 | 52,857 |
| 3226EM Total | | | | | 622,241 | 542,092 | 52,857 |
| 3227EM | WASHINGTON | KATRINA | 9/7/2005 | 2-INFRASTRUCTURE 5-ADMINISTRATION | 2,865,178 335,784 | 2,865,175 252,815 | 230,372 |
| 3227EM Total | | | | | 3,200,962 | 3,117,990 | 230,372 |
| 3228EM | OREGON | KATRINA | 9/7/2005 | 2-INFRASTRUCTURE 5-ADMINISTRATION | 2,047,247 45,053 | 2,047,243 38,096 | 220,735 31,133 |
| 3228EM Total | | | | | 2,092,300 | 2,085,339 | 251,867 |
| 3229EM | NEW MEXICO | KATRINA | 9/7/2005 | 2-INFRASTRUCTURE 5-ADMINISTRATION | 2,139,800 106,507 | 798,450 70,140 | 79,467 65,627 |
| 3229EM Total | | | | | 2,246,307 | 868,590 | 145,094 |

| PROG CODE | STATE NAME | EVENT NAME | DECLARED | PROGRAM AREA | ALLOCATIONS | OBLIGATIONS | EXPENDITURES |
|---------------------|----------------|------------|-----------|--|------------------------|------------------------|----------------------|
| 3230EM | ILLINOIS | KATRINA | 9/7/2005 | 2-INFRASTRUCTURE 5-ADMINISTRATION | 2,418,578 263,877 | 706,621 229,904 | 675,523 137,482 |
| 3230EM Total | | | | | 2,682,455 | 936,526 | 813,005 |
| 3231EM | KENTUCKY | KATRINA | 9/10/2005 | 2-INFRASTRUCTURE 5-ADMINISTRATION | 4,000,000 22,000 | 3,911,772 22,000 | 655,476 7,961 |
| 3231EM Total | | | | | 4,022,000 | 3,933,772 | 663,437 |
| 3232EM | MISSOURI | KATRINA | 9/10/2005 | 2-INFRASTRUCTURE 5-ADMINISTRATION | 2,005,000 835,745 | 205,844 557,427 | 534,925 |
| 3232EM Total | | | | | 2,840,745 | 763,271 | 534,925 |
| 3233EM | SOUTH CAROLINA | KATRINA | 9/10/2005 | 2-INFRASTRUCTURE 5-ADMINISTRATION | 3,614,915 57,000 | 3,263,685 57,000 | 2,205,639 40,089 |
| 3233EM Total | | | | | 3,671,915 | 3,320,685 | 2,245,728 |
| 3234EM | SOUTH DAKOTA | KATRINA | 9/10/2005 | 2-INFRASTRUCTURE 5-ADMINISTRATION | 261,722 82,700 | 261,676 60,044 | 196,404 5,630 |
| 3234EM Total | | | | | 344,422 | 321,720 | 202,034 |
| 3235EM | PENNSYLVANIA | KATRINA | 9/10/2005 | 2-INFRASTRUCTURE 5-ADMINISTRATION | 2,000,000 255,075 | 1,876,815 207,113 | 703,230 198,210 |
| 3235EM Total | | | | | 2,255,075 | 2,083,929 | 901,441 |
| 3236EM | KANSAS | KATRINA | 9/10/2005 | 2-INFRASTRUCTURE 5-ADMINISTRATION | 161,000 56,298 | 160,818 30,098 | 130,408 187 |
| 3236EM Total | | | | | 217,298 | 190,917 | 130,595 |
| 3237EM | ALABAMA | KATRINA | 9/10/2005 | 2-INFRASTRUCTURE 4-OPERATIONS 5-ADMINISTRATION | 2,500,000 1,000,000 | 1,016,187 1,000,000 | 836,791 |
| 3237EM Total | | | | | 3,500,000 | 2,016,187 | 836,791 |
| 3238EM | INDIANA | KATRINA | 9/10/2005 | 2-INFRASTRUCTURE 5-ADMINISTRATION | 4,127,992 72,864 | 3,789,690 51,942 | 1,942 |
| 3238EM Total | | | | | 4,200,856 | 3,841,632 | 1,942 |
| 3239EM | IOWA | KATRINA | 9/10/2005 | 2-INFRASTRUCTURE 5-ADMINISTRATION | 222,618 66,380 | 222,618 55,712 | 17,597 5,639 |
| 3239EM Total | | | | | 288,998 | 278,329 | 23,236 |
| 3240EM | VIRGINIA | KATRINA | 9/12/2005 | 2-INFRASTRUCTURE 5-ADMINISTRATION | 457,100 130,910 | 452,292 89,755 | 101,755 89,045 |
| 3240EM Total | | | | | 588,010 | 542,047 | 190,800 |
| 3241EM | ARIZONA | KATRINA | 9/12/2005 | 2-INFRASTRUCTURE 5-ADMINISTRATION | 3,628,909 2,285,400 | 3,628,830 2,183,966 | 3,104,005 122,971 |
| 3241EM Total | | | | | 5,914,309 | 5,812,795 | 3,226,975 |
| 3242EM | MINNESOTA | KATRINA | 9/13/2005 | 2-INFRASTRUCTURE 5-ADMINISTRATION | 15,000,000 74,450 | 3,449,504 50,000 | 914,417 |
| 3242EM Total | | | | | 15,074,450 | 3,499,504 | 914,417 |
| 3243EM | NEVADA | KATRINA | 9/13/2005 | 2-INFRASTRUCTURE 5-ADMINISTRATION | 1,000,000 341,200 | 563,921 243,347 | 289,911 172,446 |
| 3243EM Total | | | | | 1,341,200 | 807,268 | 462,356 |
| 3244EM | IDAHO | KATRINA | 9/13/2005 | 2-INFRASTRUCTURE 5-ADMINISTRATION | 584,137 35,700 | 584,134 10,108 | 36,546 9,860 |
| 3244EM Total | | | | | 619,837 | 594,243 | 46,406 |
| 3245EM | NEBRASKA | KATRINA | 9/13/2005 | 2-INFRASTRUCTURE 5-ADMINISTRATION | 210,100 56,602 | 210,100 55,277 | 21,489 1,302 |
| 3245EM Total | | | | | 266,702 | 265,377 | 22,790 |
| 3246EM | CONNECTICUT | KATRINA | 9/13/2005 | 2-INFRASTRUCTURE 5-ADMINISTRATION | 1,000,000 63,173 | 333,830 51,140 | 17,550 |
| 3246EM Total | | | | | 1,063,173 | 384,970 | 17,550 |
| 3247EM | NORTH DAKOTA | KATRINA | 9/13/2005 | 2-INFRASTRUCTURE 5-ADMINISTRATION | 88,387 | 68,149 | 20,151 |

| PROG CODE | STATE NAME | EVENT NAME | DECLARED | PROGRAM AREA | ALLOCATIONS | OBLIGATIONS | EXPENDITURES |
|---------------------|---------------|------------|-----------|--|---------------------------------------|---------------------------------------|------------------------|
| 3247EM Total | | | | | 88,387 | 68,149 | 20,151 |
| 3248EM | CALIFORNIA | KATRINA | 9/13/2005 | 2-INFRASTRUCTURE 5-ADMINISTRATION | 200,000 768,320 | 576,320 | 490,235 |
| 3248EM Total | | | | | 968,320 | 576,320 | 490,235 |
| 3249EM | WISCONSIN | KATRINA | 9/13/2005 | 2-INFRASTRUCTURE 5-ADMINISTRATION | 3,501,228 74,737 | 2,838,757 51,227 | 153,696 1,225 |
| 3249EM Total | | | | | 3,575,965 | 2,889,984 | 154,921 |
| 3250EM | OHIO | KATRINA | 9/13/2005 | 2-INFRASTRUCTURE 5-ADMINISTRATION | 2,518,180 75,350 | 2,124,094 50,000 | 906,730 |
| 3250EM Total | | | | | 2,593,530 | 2,174,094 | 906,730 |
| 3251EM | MARYLAND | KATRINA | 9/13/2005 | 2-INFRASTRUCTURE 5-ADMINISTRATION | 3,000,000 106,326 | 737,298 83,717 | 67,392 80,708 |
| 3251EM Total | | | | | 3,106,326 | 821,015 | 148,100 |
| 3252EM | MASSACHUSETTS | KATRINA | 9/13/2005 | 2-INFRASTRUCTURE 5-ADMINISTRATION | 4,250,000 168,880 | 3,752,776 170,583 | 2,529,303 146,647 |
| 3252EM Total | | | | | 4,418,880 | 3,923,359 | 2,675,950 |
| 3253EM | MONTANA | KATRINA | 9/13/2005 | 2-INFRASTRUCTURE 5-ADMINISTRATION | 400,000 88,952 | 397,372 77,682 | 116,189 27,982 |
| 3253EM Total | | | | | 488,952 | 475,054 | 144,171 |
| 3255EM | RHODE ISLAND | KATRINA | 9/19/2005 | 2-INFRASTRUCTURE 5-ADMINISTRATION | 1,500,000 36,916 | 874,110 29,493 | 11,409 |
| 3255EM Total | | | | | 1,536,916 | 903,603 | 11,409 |
| 3256EM | MAINE | KATRINA | 9/19/2005 | 2-INFRASTRUCTURE 5-ADMINISTRATION | 100,000 6,000 | 47,927 6,000 | |
| 3256EM Total | | | | | 106,000 | 53,927 | |
| 3257EM | NEW JERSEY | KATRINA | 9/19/2005 | 2-INFRASTRUCTURE 5-ADMINISTRATION | 120,026 39,917 | 120,026 24,189 | 116,692 22,886 |
| 3257EM Total | | | | | 159,943 | 144,214 | 139,578 |
| 3258EM | NEW HAMPSHIRE | KATRINA | 9/19/2005 | 2-INFRASTRUCTURE 5-ADMINISTRATION | 100,000 6,000 | 6,000 | 92 |
| 3258EM Total | | | | | 106,000 | 6,000 | 92 |
| 3259EM | FLORIDA | RITA | 9/20/2005 | 2-INFRASTRUCTURE 4-OPERATIONS 5-ADMINISTRATION | 8,700,000 10,000 1,335,741 | 8,590,346 10,000 1,335,741 | 4,124,029 67,295 |
| 3259EM Total | | | | | 10,045,741 | 9,936,086 | 4,191,325 |
| 3260EM | LOUISIANA | RITA | 9/21/2005 | 2-INFRASTRUCTURE 4-OPERATIONS 5-ADMINISTRATION | 1,100,000 175,000 | 1,100,000 175,000 | |
| 3260EM Total | | | | | 1,275,000 | 1,275,000 | |
| 3261EM | TEXAS | RITA | 9/21/2005 | 2-INFRASTRUCTURE 4-OPERATIONS 5-ADMINISTRATION | 4,585,000 5,000,000 120,715,539 | 4,536,187 5,000,000 120,715,539 | 3,837,753 2,018,258 |
| 3261EM Total | | | | | 130,300,539 | 130,251,725 | 5,856,011 |
| 3262EM | NEW YORK | KATRINA | 9/30/2005 | 2-INFRASTRUCTURE 5-ADMINISTRATION | 1,072,664 219,900 | 977,652 199,746 | 192,494 |
| 3262EM Total | | | | | 1,292,564 | 1,177,398 | 192,494 |
| 3263EM | DELAWARE | KATRINA | 9/30/2005 | 2-INFRASTRUCTURE 5-ADMINISTRATION | 24,772 48,900 | 24,771 993 | 443 |
| 3263EM Total | | | | | 73,672 | 25,764 | 443 |
| Grand Total | | | | | 32,257,046,207 | 29,218,060,249 | 15,378,653,644 |

FINANCIAL INFORMATION TOOL
FOR HURRICANE KATRINA, RITA, & WILMA DECLARATIONS ONLY
AS OF 03-22-2006

| PROG CODE | STATE NAME | EVENT NAME | DECLARED | PROGRAM AREA | PROGRAM NAME | ALLOCATIONS | OBLIGATIONS | EXPENDITURES |
|-------------------------------|----------------------------|----------------------|----------------------|-------------------------------|-----------------------------|-----------------------|-----------------------|----------------------|
| 1602DR | FLORIDA | KATRINA | 8/28/2005 | 2-INFRASTRUCTURE | 2594-INSPECTIONS | 7,922,400 | 8,184,400 | 5,152,047 |
| | | | | | 416X-PUBLIC ASSISTANCE | 146,636,074 | 142,976,643 | 59,382,580 |
| | | | | 2-INFRASTRUCTURE Total | | 154,558,474 | 151,161,043 | 64,534,627 |
| | | | | 4-OPERATIONS | 2507-MISSIONS-TA | 10,000 | 10,000 | |
| | | | | | 2508-MISSIONS-DFA | | | |
| | | | | 4-OPERATIONS Total | | 10,000 | 10,000 | |
| | | | | 5-ADMINISTRATION | 11XX-SALARIES & BENEFITS | 2,533,231 | 2,117,470 | 2,117,470 |
| | | | | | 21XX-TRAVEL | 2,062,000 | 2,061,975 | 1,635,298 |
| | | | | | 22XX-TRANSPORTION | 586,000 | 525,020 | 33,037 |
| | | | | | 23XX-RENT, COMM, UTILITIES | 1,677,662 | 1,196,275 | 1,151,294 |
| | | | | | 24XX-PRINT & REPRO | 20,000 | 10,500 | |
| | | | | | 2501-MISSIONS-FOS | 18,607,425 | 18,607,425 | 6,389,345 |
| | | | | | 25XX-OTHER SERVICES | 5,924,696 | 5,744,696 | 122,350 |
| | 26XX-SUPPLIES & MATERIALS | 236,256 | 74,704 | 37,991 | | | | |
| | 31XX-EQUIPMENT | 151,500 | 94,570 | 31,692 | | | | |
| 5-ADMINISTRATION Total | | 31,798,770 | 30,432,634 | 11,518,477 | | | | |
| 1602DR Total | | | | | | 186,367,244 | 181,603,677 | 76,053,104 |
| 1603DR | LOUISIANA | KATRINA | 8/29/2005 | 1-HUMAN SERVICES | 2503-UNEMPLOYMENT | 313,172,203 | 256,039,802 | 251,116,518 |
| | | | | | 2504-CRISIS COUNSELING-NIMH | 15,753,102 | 4,042,584 | 4,042,584 |
| | | | | | 2576-LEGAL SERVICES | 117,500 | 30,500 | |
| | | | | | 2592-INSPECTIONS | 95,715,164 | 86,297,443 | 60,847,167 |
| | | | | | 4149-OTHER NEEDS ASSISTANCE | 1,147,686,207 | 1,147,686,207 | 1,131,773,858 |
| | | | | | 414X-HOUSING ASSISTANCE | 3,045,040,787 | 3,045,040,787 | 2,988,031,582 |
| | | | | | 4152-CRISIS COUNSELING-SCC | 20,574,070 | 17,572,962 | 5,949,234 |
| | | | | | MANUFACTURED HOUSING | 3,645,495,054 | 2,499,636,505 | 1,619,498,095 |
| | | | | 1-HUMAN SERVICES Total | | 8,283,554,088 | 7,056,346,791 | 6,061,259,038 |
| | | | | 2-INFRASTRUCTURE | 2594-INSPECTIONS | 189,958,900 | 185,074,500 | 46,526,207 |
| | | | | | 416X-PUBLIC ASSISTANCE | 1,779,047,347 | 1,771,132,121 | 633,280,426 |
| | | | | 2-INFRASTRUCTURE Total | | 1,969,006,247 | 1,956,206,621 | 679,806,634 |
| | | | | 3-MITIGATION | 2593-INSPECTIONS | 10,964,976 | 6,449,718 | 1,479,086 |
| | | | | 3-MITIGATION Total | | 10,964,976 | 6,449,718 | 1,479,086 |
| | | | | 4-OPERATIONS | 2507-MISSIONS-TA | 21,760,394 | 17,245,136 | 1,479,086 |
| | | | | | 2508-MISSIONS-DFA | 9,970,000 | 9,897,500 | 253,090 |
| | | | | 4-OPERATIONS Total | | 2,963,607,501 | 2,963,607,500 | 104,182,660 |
| | | | | 5-ADMINISTRATION | 11XX-SALARIES & BENEFITS | 2,973,577,501 | 2,973,505,000 | 104,435,750 |
| | | | | | 21XX-TRAVEL | 116,851,415 | 116,374,727 | 116,374,727 |
| | | | | | 22XX-TRANSPORTION | 98,903,940 | 90,373,167 | 82,142,685 |
| | | | | | 23XX-RENT, COMM, UTILITIES | 13,184,320 | 12,909,103 | 2,032,208 |
| | | | | | 24XX-PRINT & REPRO | 187,309,293 | 160,506,913 | 94,054,178 |
| | | | | | 2501-MISSIONS-FOS | 3,334,004 | 1,774,030 | 78,178 |
| | 2501-MISSIONS-FOS | 737,344,987 | 738,218,351 | 15,015,081 | | | | |
| | 25XX-OTHER SERVICES | 1,328,740,269 | 934,377,513 | 469,671,556 | | | | |
| | 26XX-SUPPLIES & MATERIALS | 344,255,580 | 319,408,409 | 183,225,496 | | | | |
| | 31XX-EQUIPMENT | 123,559,040 | 98,490,582 | 70,330,127 | | | | |
| | 32XX-LAND & STRUCTURES | 7,933,620 | 5,872,016 | 682,076 | | | | |
| | 4101-URBAN SEARCH & RESCUE | 50,570,429 | 50,595,439 | 11,961,627 | | | | |
| 5-ADMINISTRATION Total | | 3,011,986,898 | 2,528,900,250 | 1,045,567,939 | | | | |
| 1603DR Total | | | | | | 16,259,885,128 | 14,532,203,798 | 7,892,548,447 |
| 1604DR | MISSISSIPPI | KATRINA | 38593 | 1-HUMAN SERVICES | 2503-UNEMPLOYMENT | 55,750,056 | 71,750,000 | 55,750,000 |
| | | | | | 2504-CRISIS COUNSELING-NIMH | 26,326,206 | 15,595,656 | 13,060,670 |
| | | | | | 2576-LEGAL SERVICES | | 43,492 | |
| | | | | | 2592-INSPECTIONS | 63,870,340 | 50,230,691 | 34,631,108 |
| | | | | | 4149-OTHER NEEDS ASSISTANCE | 368,908,601 | 368,908,601 | 361,409,207 |
| | | | | | 414X-HOUSING ASSISTANCE | 826,365,297 | 826,365,209 | 800,314,218 |
| | | | | | 4152-CRISIS COUNSELING-SCC | 10,963,443 | 10,869,111 | 4,702,886 |
| | | | | | MANUFACTURED HOUSING | 1,577,981,542 | 981,775,633 | 729,361,967 |
| | | | | 1-HUMAN SERVICES Total | | 2,930,165,485 | 2,325,538,392 | 1,999,230,056 |
| | | | | 2-INFRASTRUCTURE | 2594-INSPECTIONS | 82,126,900 | 81,121,700 | 21,925,762 |
| | | | | | 416X-PUBLIC ASSISTANCE | 868,949,805 | 843,503,206 | 473,469,510 |
| | | | | 2-INFRASTRUCTURE Total | | 951,076,705 | 924,624,906 | 495,395,272 |
| | | | | 3-MITIGATION | 2593-INSPECTIONS | 12,624,761 | 5,549,708 | 547,010 |

| PROG CODE | STATE NAME | EVENT NAME | DECLARED | PROGRAM AREA | PROGRAM NAME | ALLOCATIONS | OBLIGATIONS | EXPENDITURES |
|--------------|------------|------------|----------|-------------------------------|---------------------------------------|-----------------------------|----------------------|--------------------|
| | | | | | 4173-HAZARD MITIGATION | 5,374,186 | 5,374,186 | 243,506 |
| | | | | 3-MITIGATION Total | | 17,998,947 | 10,923,894 | 790,516 |
| | | | | 4-OPERATIONS | 2507-MISSIONS-TA | 29,013,256 | 11,545,056 | 122,758 |
| | | | | | 2508-MISSIONS-DFA | 1,460,279,654 | 1,445,779,653 | 120,238,212 |
| | | | | 4-OPERATIONS Total | | 1,489,292,910 | 1,457,324,709 | 120,360,970 |
| | | | | 5-ADMINISTRATION | 11XX-SALARIES & BENEFITS | 108,438,241 | 101,778,725 | 101,778,725 |
| | | | | | 21XX-TRAVEL | 66,244,761 | 60,993,282 | 49,697,224 |
| | | | | | 22XX-TRANSPORTION | 29,400,851 | 26,844,175 | 25,809,444 |
| | | | | | 23XX-RENT, COMM, UTILITIES | 48,790,651 | 36,546,841 | 18,796,256 |
| | | | | | 24XX-PRINT & REPRO | 2,270,701 | 2,120,351 | 996,134 |
| | | | | | 2501-MISSIONS-FOS | 1,461,126,606 | 1,456,599,052 | 258,679,263 |
| | | | | | 25XX-OTHER SERVICES | 585,459,326 | 525,364,876 | 319,685,630 |
| | | | | | 26XX-SUPPLIES & MATERIALS | 189,285,527 | 174,951,530 | 66,761,310 |
| | | | | | 31XX-EQUIPMENT | 75,444,502 | 71,460,513 | 63,675,246 |
| | | | | | 32XX-LAND & STRUCTURES | 1,927,846 | 1,835,126 | 1,209,749 |
| | | | | | 4101-URBAN SEARCH & RESCUE | 24,600,030 | 24,600,030 | 5,724,976 |
| | | | | 5-ADMINISTRATION Total | | 2,592,989,043 | 2,483,094,502 | 912,813,959 |
| 1604DR Total | ALABAMA | KATRINA | 38593 | 1-HUMAN SERVICES | 2503-UNEMPLOYMENT | 7,981,523,090 | 7,201,506,404 | 3,528,590,772 |
| 1605DR | | | | | | 2504-CRISIS COUNSELING-NIMH | 1,948,400 | 1,150,000 |
| | | | | | 2576-LEGAL SERVICES | 4,436,110 | 488,246 | |
| | | | | | 2592-INSPECTIONS | 5,775 | 5,775 | 3,875 |
| | | | | | 4149-OTHER NEEDS ASSISTANCE | 20,123,500 | 8,123,500 | 6,929,198 |
| | | | | | 414X-HOUSING ASSISTANCE | 31,483,233 | 31,483,233 | 28,506,419 |
| | | | | | 4152-CRISIS COUNSELING-SCC | 88,461,550 | 88,461,550 | 86,764,199 |
| | | | | | 4152-CRISIS COUNSELING-SCC | 3,135,574 | 3,135,574 | 1,147,968 |
| | | | | | MANUFACTURED HOUSING | 1,053,847,911 | 1,007,041,118 | 895,687,247 |
| | | | | 1-HUMAN SERVICES Total | | 1,203,442,053 | 1,139,888,996 | 1,020,188,907 |
| | | | | 2-INFRASTRUCTURE | 2594-INSPECTIONS | 5,449,000 | 1,448,600 | 586,893 |
| | | | | | 416X-PUBLIC ASSISTANCE | 94,977,362 | 94,399,154 | 58,443,406 |
| | | | | 2-INFRASTRUCTURE Total | | 100,426,362 | 95,847,754 | 59,030,299 |
| | | | | 3-MITIGATION | 2593-INSPECTIONS | 2,784,984 | 2,449,984 | 525,974 |
| | | | | 3-MITIGATION Total | | 2,784,984 | 2,449,984 | 525,974 |
| | | | | 4-OPERATIONS | 2507-MISSIONS-TA | 3,000,000 | 3,000,000 | |
| | | | | | 2508-MISSIONS-DFA | 178,500,000 | 178,500,000 | 51,770,324 |
| | | | | 4-OPERATIONS Total | | 181,500,000 | 181,500,000 | 51,770,324 |
| | | | | 5-ADMINISTRATION | 11XX-SALARIES & BENEFITS | 16,081,005 | 14,520,892 | 14,520,892 |
| | | | | | 21XX-TRAVEL | 17,985,052 | 17,939,567 | 13,841,468 |
| | | | | | 22XX-TRANSPORTION | 2,414,000 | 1,105,600 | 111,306 |
| | | | | | 23XX-RENT, COMM, UTILITIES | 7,659,755 | 6,662,349 | 3,726,583 |
| | | | | | 24XX-PRINT & REPRO | 386,892 | 280,327 | 103,500 |
| | | | | | 2501-MISSIONS-FOS | 81,979,350 | 81,978,622 | 10,746,406 |
| | | | | | 25XX-OTHER SERVICES | 54,370,362 | 48,521,861 | 32,716,468 |
| | | | | | 26XX-SUPPLIES & MATERIALS | 5,250,540 | 4,567,345 | 2,313,359 |
| | | | | | 31XX-EQUIPMENT | 3,371,876 | 3,087,061 | 2,499,947 |
| | | | | 5-ADMINISTRATION Total | | 189,498,832 | 178,663,623 | 80,579,930 |
| 1605DR Total | TEXAS | RITA | 38619 | 1-HUMAN SERVICES | 2503-UNEMPLOYMENT | 1,677,652,231 | 1,598,350,358 | 1,212,095,434 |
| 1606DR | | | | | | 2504-CRISIS COUNSELING-NIMH | 6,982,008 | 6,529,529 |
| | | | | | 2576-LEGAL SERVICES | 5,000 | | |
| | | | | | 2592-INSPECTIONS | 37,694,000 | 37,661,997 | 25,079,977 |
| | | | | | 4149-OTHER NEEDS ASSISTANCE | | | (500) |
| | | | | | 414X-HOUSING ASSISTANCE | 636,014,899 | 636,014,000 | 496,364,081 |
| | | | | | 4152-CRISIS COUNSELING-SCC | 1,557,215 | 650,742 | |
| | | | | | 4154-OTHER NEEDS ASSISTANCE | 68,880,000 | 68,880,000 | 62,171,143 |
| | | | | | MANUFACTURED HOUSING | 191,785,400 | 106,621,311 | 83,578,488 |
| | | | | 1-HUMAN SERVICES Total | | 942,918,522 | 856,357,579 | 673,722,719 |
| | | | | 2-INFRASTRUCTURE | 2594-INSPECTIONS | 14,543,900 | 11,930,400 | 3,599,890 |
| | | | | | 416X-PUBLIC ASSISTANCE | 218,950,000 | 218,106,795 | 124,393,355 |
| | | | | 2-INFRASTRUCTURE Total | | 233,493,900 | 230,037,195 | 127,993,245 |
| | | | | 3-MITIGATION | 2593-INSPECTIONS | 11,399,991 | 2,699,991 | 276,302 |
| | | | | 3-MITIGATION Total | | 11,399,991 | 2,699,991 | 276,302 |
| | | | | 4-OPERATIONS | 2507-MISSIONS-TA | 100,000 | 100,000 | 7,204 |
| | | | | | 2508-MISSIONS-DFA | 245,050,000 | 242,367,600 | 77,176 |
| | | | | 4-OPERATIONS Total | | 245,150,000 | 242,467,600 | 84,380 |
| | | | | 5-ADMINISTRATION | 11XX-SALARIES & BENEFITS | 30,118,356 | 29,581,943 | 29,581,943 |
| | | | | | 21XX-TRAVEL | 26,498,700 | 26,249,113 | 22,483,314 |

| PROG CODE | STATE NAME | EVENT NAME | DECLARED | PROGRAM AREA | PROGRAM NAME | ALLOCATIONS | OBLIGATIONS | EXPENDITURES |
|--------------|------------|---------------------------------------|------------------|-------------------------------|---------------------------------------|--------------------|--------------------|--------------------|
| | | | | | 22XX-TRANSPORTION | 2,549,000 | 420,000 | 87,388 |
| | | | | | 23XX-RENT, COMM, UTILITIES | 12,502,975 | 9,257,872 | 4,534,809 |
| | | | | | 24XX-PRINT & REPRO | 573,000 | 372,676 | 150,331 |
| | | | | | 2501-MISSIONS-FOS | 264,878,000 | 259,978,000 | 3,769,031 |
| | | | | | 25XX-OTHER SERVICES | 225,199,400 | 154,663,949 | 126,250,791 |
| | | | | | 26XX-SUPPLIES & MATERIALS | 8,488,417 | 3,615,205 | 1,621,430 |
| | | | | | 31XX-EQUIPMENT | 6,876,000 | 4,479,653 | 4,071,649 |
| | | | | | 4101-URBAN SEARCH & RESCUE | 19,264,000 | 19,264,000 | 2,980,457 |
| | | | | 5-ADMINISTRATION Total | | 596,947,848 | 507,882,410 | 195,531,143 |
| 1606DR Total | LOUISIANA | RITA | 38619 | 1-HUMAN SERVICES | 2503-UNEMPLOYMENT | 2,029,910,261 | 1,839,444,775 | 997,607,788 |
| 1607DR | | | | 2592-INSPECTIONS | 11,309,413 | 11,309,413 | 11,309,413 | |
| | | | | 4149-OTHER NEEDS ASSISTANCE | 27,504,750 | 27,504,750 | 19,867,395 | |
| | | | | 414X-HOUSING ASSISTANCE | 92,475,000 | 92,475,000 | 91,906,367 | |
| | | | | | 398,127,381 | 398,127,381 | 397,045,142 | |
| | | | | | MANUFACTURED HOUSING | 50,012,000 | 1,503,895 | 1,257,645 |
| | | | | 1-HUMAN SERVICES Total | 579,428,544 | 530,920,439 | 521,385,962 | |
| | | | | 2-INFRASTRUCTURE | 2594-INSPECTIONS | 3,852,000 | 3,852,000 | 241,140 |
| | | | | | 416X-PUBLIC ASSISTANCE | 125,312,097 | 124,420,563 | 31,962,137 |
| | | | | 2-INFRASTRUCTURE Total | 129,164,097 | 128,272,563 | 32,203,277 | |
| | | | | 3-MITIGATION | 2593-INSPECTIONS | 4,844,983 | 4,099,943 | 390,407 |
| | | | | 3-MITIGATION Total | 4173-HAZARD MITIGATION | 1,888,844 | 1,888,844 | |
| | | | | | 6,733,827 | 5,988,787 | 390,407 | |
| | | | | 4-OPERATIONS | 2507-MISSIONS-TA | 1,000,000 | 1,000,000 | 57,353 |
| | | | | 4-OPERATIONS Total | 2508-MISSIONS-DFA | 529,036,000 | 520,036,000 | 900,479 |
| | | | | 5-ADMINISTRATION | 11XX-SALARIES & BENEFITS | 530,036,000 | 521,036,000 | 957,831 |
| | | | | | 21XX-TRAVEL | 9,268,671 | 8,748,830 | 8,748,830 |
| | | | | | 22XX-TRANSPORTION | 2,977,800 | 2,976,116 | 2,653,563 |
| | | | | | 23XX-RENT, COMM, UTILITIES | 1,052,000 | 52,000 | 12,734 |
| | | | | | 24XX-PRINT & REPRO | 8,544,350 | 6,928,668 | 4,062,379 |
| | | 2501-MISSIONS-FOS | 550,000 | 399,910 | 72,149 | | | |
| | | 25XX-OTHER SERVICES | 49,447,685 | 49,447,685 | 939,357 | | | |
| | | 26XX-SUPPLIES & MATERIALS | 293,850,237 | 252,360,936 | 87,916,060 | | | |
| | | 31XX-EQUIPMENT | 40,200,770 | 37,472,467 | 28,909,158 | | | |
| | | 3,016,000 | 1,539,222 | 64,993 | | | | |
| | | 32XX-LAND & STRUCTURES | 2,100,000 | | | | | |
| | | 4101-URBAN SEARCH & RESCUE | 3,206,000 | 3,086,000 | 869,658 | | | |
| 1607DR Total | FLORIDA | WILMA | 38649 | 5-ADMINISTRATION Total | | 414,213,513 | 363,011,835 | 134,248,881 |
| 1609DR | | | | 1-HUMAN SERVICES | 2503-UNEMPLOYMENT | 1,659,575,981 | 1,549,229,624 | 689,186,358 |
| | | | | 2504-CRISIS COUNSELING-NIMH | 5,770,125 | 5,770,125 | 5,770,125 | |
| | | | | 2576-LEGAL SERVICES | 3,246,808 | 3,246,808 | | |
| | | | | 2592-INSPECTIONS | 5,000 | 5,000 | | |
| | | | | 4149-OTHER NEEDS ASSISTANCE | 42,429,400 | 42,429,256 | 31,333,947 | |
| | | | | 414X-HOUSING ASSISTANCE | 148,000,000 | 148,000,000 | 139,213,975 | |
| | | | | | 156,695,000 | 156,695,000 | 135,404,760 | |
| | | | | | 4152-CRISIS COUNSELING-SCC | 2,628,148 | 1,751,789 | 1,164,961 |
| | | | | | MANUFACTURED HOUSING | 89,013,000 | 76,428,871 | 61,288,556 |
| | | | | 1-HUMAN SERVICES Total | 447,787,481 | 434,326,849 | 374,176,325 | |
| | | | | 2-INFRASTRUCTURE | 2594-INSPECTIONS | 44,126,700 | 28,110,300 | 4,286,306 |
| | | | | | 416X-PUBLIC ASSISTANCE | 585,050,000 | 585,000,298 | 162,522,371 |
| | | | | 2-INFRASTRUCTURE Total | 629,176,700 | 613,110,598 | 166,808,677 | |
| | | | | 3-MITIGATION | 2593-INSPECTIONS | 1,000,000 | 599,900 | 18,334 |
| | | | | 3-MITIGATION Total | 1,000,000 | 599,900 | 18,334 | |
| | | | | 4-OPERATIONS | 2507-MISSIONS-TA | 700,000 | 700,000 | 13,795 |
| | | | | 4-OPERATIONS Total | 2508-MISSIONS-DFA | 233,328,384 | 233,328,384 | 733,254 |
| | | | | 5-ADMINISTRATION | 11XX-SALARIES & BENEFITS | 234,028,384 | 234,028,384 | 747,050 |
| | | | | | 21XX-TRAVEL | 32,973,330 | 27,736,931 | 27,736,931 |
| | | 22XX-TRANSPORTION | 13,059,700 | 12,691,907 | 10,996,650 | | | |
| | | 23XX-RENT, COMM, UTILITIES | 12,725,440 | 10,225,440 | 1,848,376 | | | |
| | | 24XX-PRINT & REPRO | 5,871,000 | 2,810,500 | 1,627,009 | | | |
| | | 2501-MISSIONS-FOS | 323,500 | 265,870 | 113,916 | | | |
| | | 25XX-OTHER SERVICES | 132,029,012 | 132,029,012 | 6,634,748 | | | |
| | | 26XX-SUPPLIES & MATERIALS | 18,150,000 | 11,453,687 | 1,703,374 | | | |
| | | 31XX-EQUIPMENT | 91,470,000 | 74,566,543 | 871,931 | | | |
| | | 2,310,000 | 494,884 | 356,152 | | | | |
| | | 32XX-LAND & STRUCTURES | 74,225 | 69,293 | 18,292 | | | |
| | | 4101-URBAN SEARCH & RESCUE | 6,216,000 | 6,171,030 | 528,529 | | | |

| PROG CODE | STATE NAME | EVENT NAME | DECLARED | PROGRAM AREA | PROGRAM NAME | ALLOCATIONS | OBLIGATIONS | EXPENDITURES | | |
|------------------------|-------------|--------------------------------------|----------|-------------------------------|---------------|----------------------------|-------------|----------------------|----------------------|--------------------|
| 1609DR Total 3212EM | LOUISIANA | KATRINA | 38591 | 5-ADMINISTRATION Total | | 315,202,207 | 278,515,097 | 52,435,908 | | |
| | | | | 2-INFRASTRUCTURE | | 416X-PUBLIC ASSISTANCE | | | | |
| | | | | 2-INFRASTRUCTURE Total | | | | 1,627,194,772 | 1,560,580,828 | 594,186,293 |
| | | | | 4-OPERATIONS | | 2508-MISSIONS-DFA | | 1,500,000 | 1,500,000 | |
| | | | | 4-OPERATIONS Total | | | | 1,500,000 | 1,500,000 | |
| | | | | 5-ADMINISTRATION | | 11XX-SALARIES & BENEFITS | | 1,922 | 1,922 | 1,922 |
| | | | | | | 21XX-TRAVEL | | 5,559 | 5,559 | 5,559 |
| | | | | | | 22XX-TRANSPORTION | | | | |
| | | | | | | 23XX-RENT, COMM, UTILITIES | | 588,577 | 588,577 | 538,577 |
| | | | | | | 24XX-PRINT & REPRO | | | | |
| | | | | | | 2501-MISSIONS-FOS | | 10,370,000 | 10,370,000 | 62,555 |
| | | | | | | 25XX-OTHER SERVICES | | 40,000 | 40,000 | 40,000 |
| | | 26XX-SUPPLIES & MATERIALS | | 2,000 | 2,000 | 1,284 | | | | |
| | | 31XX-EQUIPMENT | | | | | | | | |
| 3212EM Total 3213EM | MISSISSIPPI | KATRINA | 38592 | 5-ADMINISTRATION Total | | 11,008,058 | 11,008,058 | 649,898 | | |
| | | | | 2-INFRASTRUCTURE | | 416X-PUBLIC ASSISTANCE | | | | |
| | | | | 2-INFRASTRUCTURE Total | | | | 12,508,058 | 12,508,058 | 649,898 |
| | | | | 4-OPERATIONS | | 2507-MISSIONS-TA | | | | |
| | | | | | | 2508-MISSIONS-DFA | | | | |
| | | | | 4-OPERATIONS Total | | | | | | |
| | | | | 5-ADMINISTRATION | | 11XX-SALARIES & BENEFITS | | 288 | 288 | 288 |
| | | | | | | 21XX-TRAVEL | | | | |
| | | | | | | 22XX-TRANSPORTION | | | | |
| | | | | | | 23XX-RENT, COMM, UTILITIES | | | | |
| | | | | | | 24XX-PRINT & REPRO | | | | |
| | | | | | | 2501-MISSIONS-FOS | | 2,612,457 | 2,612,457 | 86,770 |
| | | 25XX-OTHER SERVICES | | 9,840 | 9,840 | | | | | |
| | | 26XX-SUPPLIES & MATERIALS | | | | | | | | |
| 3213EM Total 3214EM | ALABAMA | KATRINA | 38592 | 5-ADMINISTRATION Total | | 2,622,585 | 2,622,585 | 87,058 | | |
| | | | | 2-INFRASTRUCTURE | | 416X-PUBLIC ASSISTANCE | | | | |
| | | | | 2-INFRASTRUCTURE Total | | | | 2,622,585 | 2,622,585 | 87,058 |
| | | | | 4-OPERATIONS | | 2507-MISSIONS-TA | | | | |
| | | | | | | 2508-MISSIONS-DFA | | | | |
| | | | | 4-OPERATIONS Total | | | | | | |
| | | | | 5-ADMINISTRATION | | 11XX-SALARIES & BENEFITS | | | | |
| | | | | | | 21XX-TRAVEL | | | | |
| | | | | | | 22XX-TRANSPORTION | | | | |
| | | | | | | 23XX-RENT, COMM, UTILITIES | | 30,000 | 30,000 | 30,000 |
| | | | | | | 24XX-PRINT & REPRO | | | | |
| | | | | | | 2501-MISSIONS-FOS | | 31,478 | 31,478 | |
| | | 26XX-SUPPLIES & MATERIALS | | | | | | | | |
| | | 31XX-EQUIPMENT | | 22,976 | 22,976 | 22,976 | | | | |
| 3214EM Total 3215EM | ARKANSAS | KATRINA | 38597 | 5-ADMINISTRATION Total | | 84,454 | 84,454 | 52,976 | | |
| | | | | 2-INFRASTRUCTURE | | 2594-INSPECTIONS | | 1,583,900 | 1,583,900 | 599,952 |
| | | | | | | 416X-PUBLIC ASSISTANCE | | 37,000,000 | 34,891,638 | 31,961,889 |
| | | | | 2-INFRASTRUCTURE Total | | | | 38,583,900 | 36,475,538 | 32,561,841 |
| | | | | 4-OPERATIONS | | 2508-MISSIONS-DFA | | 3,500,000 | 3,500,000 | |
| | | | | 4-OPERATIONS Total | | | | 3,500,000 | 3,500,000 | |
| | | | | 5-ADMINISTRATION | | 11XX-SALARIES & BENEFITS | | 1,545,653 | 1,105,227 | 1,105,227 |
| | | | | | | 21XX-TRAVEL | | 1,400,082 | 1,397,149 | 1,276,640 |
| | | | | | | 22XX-TRANSPORTION | | 16,100 | 15,100 | 6,948 |
| | | | | | | 23XX-RENT, COMM, UTILITIES | | 311,644 | 251,644 | 190,848 |
| | | | | | | 24XX-PRINT & REPRO | | 6,000 | 5,150 | 2,234 |
| | | | | | | 2501-MISSIONS-FOS | | 465,000 | 465,000 | 7,452 |
| | | 25XX-OTHER SERVICES | | 7,500 | 5,000 | 1,125 | | | | |
| | | 26XX-SUPPLIES & MATERIALS | | 123,580 | 109,559 | 47,824 | | | | |
| | | 31XX-EQUIPMENT | | 54,700 | 54,700 | 32,497 | | | | |
| | | 32XX-LAND & STRUCTURES | | | | | | | | |
| 3215EM Total 3216EM | TEXAS | KATRINA | 38597 | 5-ADMINISTRATION Total | | 3,930,259 | 3,408,529 | 2,670,796 | | |
| | | | | 2-INFRASTRUCTURE | | 2594-INSPECTIONS | | 46,014,159 | 43,384,067 | 35,232,637 |
| | | | | 416X-PUBLIC ASSISTANCE | | 404,742,199 | 364,350,096 | 287,528,557 | | |

| PROG CODE | STATE NAME | EVENT NAME | DECLARED | PROGRAM AREA | PROGRAM NAME | ALLOCATIONS | OBLIGATIONS | EXPENDITURES | | | |
|--------------|---------------|------------|----------|--------------------------------------|--------------------------------------|--------------------|--------------------------------------|--------------------|--------|--------|-------|
| | | | | 2-INFRASTRUCTURE Total | | 411,250,699 | 368,554,996 | 289,344,181 | | | |
| | | | | 4-OPERATIONS | 2508-MISSIONS-DFA | 37,740,000 | 37,740,000 | | | | |
| | | | | 4-OPERATIONS Total | | 37,740,000 | 37,740,000 | | | | |
| | | | | 5-ADMINISTRATION | 11XX-SALARIES & BENEFITS | 2,634,491 | 2,486,337 | 2,486,337 | | | |
| | | | | | 21XX-TRAVEL | 3,211,405 | 3,092,405 | 2,830,623 | | | |
| | | | | | 22XX-TRANSPORTION | 234,000 | 34,000 | 17,207 | | | |
| | | | | | 23XX-RENT, COMM, UTILITIES | 2,095,492 | 2,061,022 | 1,074,309 | | | |
| | | | | | 24XX-PRINT & REPRO | 91,491 | 37,054 | 23,596 | | | |
| | | | | | 2501-MISSIONS-FOS | 11,905,000 | 11,905,000 | 7,872 | | | |
| | | | | | 25XX-OTHER SERVICES | 2,402,386 | 483,886 | 236,756 | | | |
| | | | | 26XX-SUPPLIES & MATERIALS | | 1,195,579 | 1,145,579 | 995,516 | | | |
| | | | | 31XX-EQUIPMENT | | 602,827 | 488,989 | 415,811 | | | |
| | | | | 5-ADMINISTRATION Total | | 24,372,652 | 21,734,272 | 8,088,027 | | | |
| | | | | | | 473,363,351 | 428,029,268 | 297,432,208 | | | |
| 3216EM Total | TENNESSEE | KATRINA | 38600 | 2-INFRASTRUCTURE | | 29,000,000 | 26,713,339 | | | | |
| 3217EM | | | | 2-INFRASTRUCTURE Total | | 29,000,000 | 26,713,339 | | | | |
| | | | | 4-OPERATIONS | 2507-MISSIONS-TA | 5,000 | 5,000 | | | | |
| | | | | 4-OPERATIONS Total | | 5,000 | 5,000 | | | | |
| | | | | 5-ADMINISTRATION | 11XX-SALARIES & BENEFITS | 13,380 | 13,380 | 13,380 | | | |
| | | | | | 21XX-TRAVEL | 70,000 | 70,000 | 67,983 | | | |
| | | | | | 22XX-TRANSPORTION | | | | | | |
| | | | | | 23XX-RENT, COMM, UTILITIES | | | | | | |
| | | | | | 24XX-PRINT & REPRO | | | | | | |
| | | | | | 2501-MISSIONS-FOS | 2,000 | 2,000 | | | | |
| | | | | 26XX-SUPPLIES & MATERIALS | | | | | | | |
| | | | | 5-ADMINISTRATION Total | | 85,380 | 85,380 | 81,363 | | | |
| | | | | | | 29,090,380 | 26,803,719 | 81,363 | | | |
| 3217EM Total | GEORGIA | KATRINA | 38600 | 2-INFRASTRUCTURE | | 20,400,000 | 19,668,821 | 7,785,450 | | | |
| 3218EM | | | | 2-INFRASTRUCTURE Total | | 20,400,000 | 19,668,821 | 7,785,450 | | | |
| | | | | 5-ADMINISTRATION | 11XX-SALARIES & BENEFITS | | | | | | |
| | | | | | 21XX-TRAVEL | 40,000 | 40,000 | 767 | | | |
| | | | | | 22XX-TRANSPORTION | | | | | | |
| | | | | | 23XX-RENT, COMM, UTILITIES | | | | | | |
| | | | | | 24XX-PRINT & REPRO | | | | | | |
| | | | | | 2501-MISSIONS-FOS | 52,000 | 52,000 | | | | |
| | | | | | | | 26XX-SUPPLIES & MATERIALS | | | | |
| | | | | | | | 5-ADMINISTRATION Total | | 92,000 | 92,000 | 767 |
| | | | | | | 20,492,000 | 19,760,821 | 7,786,217 | | | |
| 3218EM Total | OKLAHOMA | KATRINA | 38600 | 2-INFRASTRUCTURE | | 7,035,313 | 6,286,938 | 6,129,630 | | | |
| 3219EM | | | | 2-INFRASTRUCTURE Total | | 7,035,313 | 6,286,938 | 6,129,630 | | | |
| | | | | 5-ADMINISTRATION | 11XX-SALARIES & BENEFITS | 85,951 | 63,834 | 63,834 | | | |
| | | | | | 21XX-TRAVEL | 88,459 | 88,459 | 71,431 | | | |
| | | | | | 22XX-TRANSPORTION | 500 | | | | | |
| | | | | | 23XX-RENT, COMM, UTILITIES | | | | | | |
| | | | | | 24XX-PRINT & REPRO | 1,000 | 800 | 756 | | | |
| | | | | | 25XX-OTHER SERVICES | | | | | | |
| | | | | | 26XX-SUPPLIES & MATERIALS | 1,000 | 54 | 54 | | | |
| | | | | | | | 31XX-EQUIPMENT | | | | |
| | | | | 5-ADMINISTRATION Total | | 176,910 | 153,147 | 136,074 | | | |
| | | | | | | 7,212,223 | 6,440,085 | 6,265,704 | | | |
| 3219EM Total | FLORIDA | KATRINA | 38600 | 2-INFRASTRUCTURE | | 9,200,000 | 7,845,819 | 255,452 | | | |
| 3220EM | | | | 2-INFRASTRUCTURE Total | | 9,200,000 | 7,845,819 | 255,452 | | | |
| | | | | 5-ADMINISTRATION | 11XX-SALARIES & BENEFITS | 2,272 | 2,272 | 2,272 | | | |
| | | | | | 21XX-TRAVEL | | | | | | |
| | | | | | 22XX-TRANSPORTION | | | | | | |
| | | | | | 23XX-RENT, COMM, UTILITIES | | | | | | |
| | | | | | 24XX-PRINT & REPRO | | | | | | |
| | | | | | 2501-MISSIONS-FOS | | | | | | |
| | | | | | | | 26XX-SUPPLIES & MATERIALS | | | | |
| | | | | | | | 5-ADMINISTRATION Total | | 2,272 | 2,272 | 2,272 |
| | | | | | | 9,202,272 | 7,848,091 | 257,724 | | | |
| 3220EM Total | WEST VIRGINIA | KATRINA | 38600 | 2-INFRASTRUCTURE | | 186,000 | 185,820 | 20,790 | | | |
| 3221EM | | | | 2-INFRASTRUCTURE Total | | 186,000 | 185,820 | 20,790 | | | |
| | | | | 5-ADMINISTRATION | 11XX-SALARIES & BENEFITS | 87,195 | 72,962 | 72,962 | | | |
| | | | | | 21XX-TRAVEL | 36,522 | 31,203 | 28,302 | | | |
| | | | | | 22XX-TRANSPORTION | | | | | | |

| PROG CODE | STATE NAME | EVENT NAME | DECLARED | PROGRAM AREA | PROGRAM NAME | ALLOCATIONS | OBLIGATIONS | EXPENDITURES | | |
|--------------|----------------------|------------|--------------------------------------|------------------------|--------------------------------------|--------------------------------------|--------------|--------------|--------------|--|
| | | | | | 23XX-RENT, COMM, UTILITIES | | | | | |
| | | | | | 24XX-PRINT & REPRO | | | | | |
| | | | | | 26XX-SUPPLIES & MATERIALS | 94 | 94 | 94 | | |
| 3221EM Total | NORTH CAROLINA | KATRINA | 38600 | 5-ADMINISTRATION Total | | 123,811 | 104,260 | 101,358 | | |
| 3222EM | | | | 2-INFRASTRUCTURE | | 416X-PUBLIC ASSISTANCE | 2,000,000 | 1,968,692 | 1,195,974 | |
| | | | | 2-INFRASTRUCTURE Total | | | 2,000,000 | 1,968,692 | 1,195,974 | |
| | | | | 5-ADMINISTRATION | | 11XX-SALARIES & BENEFITS | 261 | 261 | 261 | |
| | | | | | | 21XX-TRAVEL | | | | |
| | | | | | | 22XX-TRANSPORTION | | | | |
| | | | | | | 23XX-RENT, COMM, UTILITIES | | | | |
| | | | | | | 24XX-PRINT & REPRO | | | | |
| | | | | | | 2501-MISSIONS-FOS | | 2,000 | 2,000 | |
| | | | | | | 26XX-SUPPLIES & MATERIALS | | | | |
| 3222EM Total | UTAH | KATRINA | 38600 | 5-ADMINISTRATION Total | | 2,261 | 2,261 | 261 | | |
| 3223EM | | | | 2-INFRASTRUCTURE | | 416X-PUBLIC ASSISTANCE | 990,895 | 990,895 | 823,457 | |
| | | | | 2-INFRASTRUCTURE Total | | | 990,895 | 990,895 | 823,457 | |
| | | | | 4-OPERATIONS | | 2508-MISSIONS-DFA | 5,000 | 5,000 | | |
| | | | | 4-OPERATIONS Total | | | 5,000 | 5,000 | | |
| | | | | 5-ADMINISTRATION | | 11XX-SALARIES & BENEFITS | 35,606 | 17,728 | 17,728 | |
| | | | | | | 21XX-TRAVEL | 76,700 | 75,754 | 22,284 | |
| | | | | | | 22XX-TRANSPORTION | | | | |
| | | | | | | 23XX-RENT, COMM, UTILITIES | | | | |
| | | | | | | 24XX-PRINT & REPRO | | | | |
| | | | 26XX-SUPPLIES & MATERIALS | | 7,000 | 4,000 | | | | |
| 3223EM Total | COLORADO | KATRINA | 38600 | 5-ADMINISTRATION Total | | 119,306 | 97,482 | 40,012 | | |
| 3224EM | | | | 2-INFRASTRUCTURE | | 416X-PUBLIC ASSISTANCE | 11,791,634 | 11,791,633 | 10,837,115 | |
| | | | | 2-INFRASTRUCTURE Total | | | 11,791,634 | 11,791,633 | 10,837,115 | |
| | | | | 4-OPERATIONS | | 2508-MISSIONS-DFA | | | | |
| | | | | 4-OPERATIONS Total | | | | | | |
| | | | | 5-ADMINISTRATION | | 11XX-SALARIES & BENEFITS | 319,847 | 269,557 | 269,557 | |
| | | | | | | 21XX-TRAVEL | 109,291 | 109,291 | 82,816 | |
| | | | | | | 22XX-TRANSPORTION | 500 | | | |
| | | | | | | 23XX-RENT, COMM, UTILITIES | | | | |
| | | | | | | 24XX-PRINT & REPRO | | | | |
| | | | 2501-MISSIONS-FOS | | | | | | | |
| | | | 26XX-SUPPLIES & MATERIALS | | 7,000 | 4,000 | 1,729 | | | |
| 3224EM Total | MICHIGAN | KATRINA | 38602 | 5-ADMINISTRATION Total | | 436,638 | 382,848 | 354,102 | | |
| 3225EM | | | | 2-INFRASTRUCTURE | | 416X-PUBLIC ASSISTANCE | 1,100,000 | 946,069 | 167,423 | |
| | | | | 2-INFRASTRUCTURE Total | | | 1,100,000 | 946,069 | 167,423 | |
| | | | | 5-ADMINISTRATION | | 11XX-SALARIES & BENEFITS | 182,984 | 83,304 | 83,304 | |
| | | | | | | 21XX-TRAVEL | 215,500 | 190,000 | 68,431 | |
| | | | | | | 22XX-TRANSPORTION | 1,000 | 500 | 493 | |
| | | | | | | 23XX-RENT, COMM, UTILITIES | | | | |
| | | | | | | 24XX-PRINT & REPRO | | | | |
| | | | | | | 26XX-SUPPLIES & MATERIALS | 2,000 | 2,000 | 712 | |
| | | | | | | 31XX-EQUIPMENT | 1,000 | | | |
| 3225EM Total | DISTRICT OF COLUMBIA | KATRINA | 38602 | 5-ADMINISTRATION Total | | 402,484 | 275,804 | 152,940 | | |
| 3226EM | | | | 2-INFRASTRUCTURE | | 416X-PUBLIC ASSISTANCE | 521,438 | 485,870 | | |
| | | | | 2-INFRASTRUCTURE Total | | | 521,438 | 485,870 | | |
| | | | | 5-ADMINISTRATION | | 11XX-SALARIES & BENEFITS | 54,856 | 15,430 | 15,430 | |
| | | | | | | 21XX-TRAVEL | 45,947 | 40,791 | 37,427 | |
| | | | | | | 22XX-TRANSPORTION | | | | |
| | | | | | | 23XX-RENT, COMM, UTILITIES | | | | |
| | | | | | | 24XX-PRINT & REPRO | | | | |
| | | | | | | 26XX-SUPPLIES & MATERIALS | | | | |
| | | | | | | | | | | |
| 3226EM Total | WASHINGTON | KATRINA | 38602 | 5-ADMINISTRATION Total | | 100,803 | 56,221 | 52,857 | | |
| 3227EM | | | | 2-INFRASTRUCTURE | | 416X-PUBLIC ASSISTANCE | 2,865,178 | 2,865,175 | | |
| | | | | 2-INFRASTRUCTURE Total | | | 2,865,178 | 2,865,175 | | |
| | | | | 5-ADMINISTRATION | | 11XX-SALARIES & BENEFITS | 251,315 | 172,917 | 172,917 | |
| | | | | | | 21XX-TRAVEL | 84,218 | 79,648 | 57,342 | |

| PROG CODE | STATE NAME | EVENT NAME | DECLARED | PROGRAM AREA | PROGRAM NAME | ALLOCATIONS | OBLIGATIONS | EXPENDITURES | |
|--------------|------------------|----------------------------|----------|------------------------|--------------------------------------|-------------|------------------|------------------|----------------|
| | | | | | 22XX-TRANSPORTION | | | | |
| | | | | | 23XX-RENT, COMM, UTILITIES | | | | |
| | | | | | 24XX-PRINT & REPRO | | | | |
| | | | | | 26XX-SUPPLIES & MATERIALS | 250 | 250 | 113 | |
| 3227EM Total | OREGON | KATRINA | 38602 | 5-ADMINISTRATION Total | | 335,784 | 252,815 | 230,372 | |
| 3228EM | | | | | | | 3,200,962 | 3,117,990 | 230,372 |
| | | | | 2-INFRASTRUCTURE | 416X-PUBLIC ASSISTANCE | 2,047,247 | 2,047,243 | 220,735 | |
| | | | | 2-INFRASTRUCTURE Total | | 2,047,247 | 2,047,243 | 220,735 | |
| | | | | 5-ADMINISTRATION | 11XX-SALARIES & BENEFITS | 24,131 | 17,674 | 17,674 | |
| | | | | | 21XX-TRAVEL | 20,922 | 20,422 | 13,459 | |
| | | | | | 22XX-TRANSPORTION | | | | |
| | | | | | 23XX-RENT, COMM, UTILITIES | | | | |
| | | | | | 24XX-PRINT & REPRO | | | | |
| | | | | | 26XX-SUPPLIES & MATERIALS | | | | |
| 3228EM Total | NEW MEXICO | KATRINA | 38602 | 5-ADMINISTRATION Total | | 45,053 | 38,096 | 31,133 | |
| 3229EM | | | | | | | 2,092,300 | 2,085,339 | 251,867 |
| | | | | 2-INFRASTRUCTURE | 2594-INSPECTIONS | 139,800 | 95,700 | 79,467 | |
| | | | | 2-INFRASTRUCTURE Total | 416X-PUBLIC ASSISTANCE | 2,000,000 | 702,750 | | |
| | | | | 5-ADMINISTRATION | 11XX-SALARIES & BENEFITS | 2,139,800 | 798,450 | 79,467 | |
| | | | | | 21XX-TRAVEL | 56,149 | 25,737 | 25,737 | |
| | | | | | 22XX-TRANSPORTION | 44,242 | 44,242 | 39,837 | |
| | | 23XX-RENT, COMM, UTILITIES | 2,500 | | | | | | |
| | | 24XX-PRINT & REPRO | 500 | 45 | 37 | | | | |
| | | 25XX-OTHER SERVICES | | | | | | | |
| | | | | | 26XX-SUPPLIES & MATERIALS | 3,116 | 116 | 16 | |
| | | | | | 31XX-EQUIPMENT | | | | |
| 3229EM Total | ILLINOIS | KATRINA | 38602 | 5-ADMINISTRATION Total | | 106,507 | 70,140 | 65,627 | |
| 3230EM | | | | | | | 2,246,307 | 868,590 | 145,094 |
| | | | | 2-INFRASTRUCTURE | 416X-PUBLIC ASSISTANCE | 2,418,578 | 706,621 | 675,523 | |
| | | | | 2-INFRASTRUCTURE Total | | 2,418,578 | 706,621 | 675,523 | |
| | | | | 5-ADMINISTRATION | 11XX-SALARIES & BENEFITS | 125,581 | 95,422 | 95,422 | |
| | | | | | 21XX-TRAVEL | 138,296 | 134,483 | 42,060 | |
| | | | | | 22XX-TRANSPORTION | | | | |
| | | 23XX-RENT, COMM, UTILITIES | | | | | | | |
| | | 24XX-PRINT & REPRO | | | | | | | |
| | | | | | 26XX-SUPPLIES & MATERIALS | | | | |
| 3230EM Total | KENTUCKY | KATRINA | 38605 | 5-ADMINISTRATION Total | | 263,877 | 229,904 | 137,482 | |
| 3231EM | | | | | | | 2,682,455 | 936,526 | 813,005 |
| | | | | 2-INFRASTRUCTURE | 416X-PUBLIC ASSISTANCE | 4,000,000 | 3,911,772 | 655,476 | |
| | | | | 2-INFRASTRUCTURE Total | | 4,000,000 | 3,911,772 | 655,476 | |
| | | | | 5-ADMINISTRATION | 11XX-SALARIES & BENEFITS | | | | |
| | | | | | 21XX-TRAVEL | 20,000 | 20,000 | 7,961 | |
| | | | | | 22XX-TRANSPORTION | | | | |
| | | 23XX-RENT, COMM, UTILITIES | | | | | | | |
| | | 24XX-PRINT & REPRO | | | | | | | |
| | | | | | 2501-MISSIONS-FOS | 2,000 | 2,000 | | |
| | | | | | 26XX-SUPPLIES & MATERIALS | | | | |
| 3231EM Total | MISSOURI | KATRINA | 38605 | 5-ADMINISTRATION Total | | 22,000 | 22,000 | 7,961 | |
| 3232EM | | | | | | | 4,022,000 | 3,933,772 | 663,437 |
| | | | | 2-INFRASTRUCTURE | 416X-PUBLIC ASSISTANCE | 2,005,000 | 205,844 | | |
| | | | | 2-INFRASTRUCTURE Total | | 2,005,000 | 205,844 | | |
| | | | | 5-ADMINISTRATION | 11XX-SALARIES & BENEFITS | 498,522 | 332,254 | 332,254 | |
| | | | | | 21XX-TRAVEL | 320,723 | 214,172 | 198,140 | |
| | | | | | 22XX-TRANSPORTION | 1,000 | 1,000 | 819 | |
| | | 23XX-RENT, COMM, UTILITIES | | | | | | | |
| | | 24XX-PRINT & REPRO | 500 | | | | | | |
| | | | | | 2501-MISSIONS-FOS | 5,000 | 5,000 | | |
| | | | | | 26XX-SUPPLIES & MATERIALS | 10,000 | 5,000 | 3,712 | |
| 3232EM Total | SOUTH CAROLINA | KATRINA | 38605 | 5-ADMINISTRATION Total | | 835,745 | 557,427 | 534,925 | |
| 3233EM | | | | | | | 2,840,745 | 763,271 | 534,925 |
| | | | | 2-INFRASTRUCTURE | 416X-PUBLIC ASSISTANCE | 3,614,915 | 3,263,685 | 2,205,639 | |
| | | | | 2-INFRASTRUCTURE Total | | 3,614,915 | 3,263,685 | 2,205,639 | |
| | 5-ADMINISTRATION | 11XX-SALARIES & BENEFITS | | | | | | | |
| | | 21XX-TRAVEL | 55,000 | 55,000 | 40,089 | | | | |
| | | 22XX-TRANSPORTION | | | | | | | |

| PROG CODE | STATE NAME | EVENT NAME | DECLARED | PROGRAM AREA | PROGRAM NAME | ALLOCATIONS | OBLIGATIONS | EXPENDITURES |
|--------------|------------------|----------------------------|----------|----------------------------|--------------------------------------|------------------|------------------|------------------|
| | | | | | 23XX-RENT, COMM, UTILITIES | | | |
| | | | | | 24XX-PRINT & REPRO | | | |
| | | | | | 2501-MISSIONS-FOS | 2,000 | 2,000 | |
| | | | | | 26XX-SUPPLIES & MATERIALS | | | |
| 3233EM Total | SOUTH DAKOTA | KATRINA | 38605 | 5-ADMINISTRATION Total | | 57,000 | 57,000 | 40,089 |
| 3234EM | | | | | | 3,671,915 | 3,320,685 | 2,245,728 |
| | | | | 2-INFRASTRUCTURE | 416X-PUBLIC ASSISTANCE | 261,722 | 261,676 | 196,404 |
| | | | | 2-INFRASTRUCTURE Total | | 261,722 | 261,676 | 196,404 |
| | | | | 5-ADMINISTRATION | 11XX-SALARIES & BENEFITS | 20,700 | | |
| | | | | | 21XX-TRAVEL | 60,000 | 60,044 | 5,630 |
| | | | | 22XX-TRANSPORTION | | | | |
| | | | | 23XX-RENT, COMM, UTILITIES | | | | |
| | | | | 24XX-PRINT & REPRO | | | | |
| | | | | 26XX-SUPPLIES & MATERIALS | 2,000 | | | |
| 3234EM Total | PENNSYLVANIA | KATRINA | 38605 | 5-ADMINISTRATION Total | | 82,700 | 60,044 | 5,630 |
| 3235EM | | | | | | 344,422 | 321,720 | 202,034 |
| | | | | 2-INFRASTRUCTURE | 416X-PUBLIC ASSISTANCE | 2,000,000 | 1,876,815 | 703,230 |
| | | | | 2-INFRASTRUCTURE Total | | 2,000,000 | 1,876,815 | 703,230 |
| | | | | 5-ADMINISTRATION | 11XX-SALARIES & BENEFITS | 153,646 | 120,814 | 120,814 |
| | | | | | 21XX-TRAVEL | 101,429 | 86,299 | 77,396 |
| | | | | 22XX-TRANSPORTION | | | | |
| | | | | 23XX-RENT, COMM, UTILITIES | | | | |
| | | | | 24XX-PRINT & REPRO | | | | |
| | | | | 26XX-SUPPLIES & MATERIALS | 2,000 | | | |
| 3235EM Total | KANSAS | KATRINA | 38605 | 5-ADMINISTRATION Total | | 255,075 | 207,113 | 198,210 |
| 3236EM | | | | | | 2,255,075 | 2,083,929 | 901,441 |
| | | | | 2-INFRASTRUCTURE | 416X-PUBLIC ASSISTANCE | 161,000 | 160,818 | 130,408 |
| | | | | 2-INFRASTRUCTURE Total | | 161,000 | 160,818 | 130,408 |
| | | | | 5-ADMINISTRATION | 11XX-SALARIES & BENEFITS | | | |
| | | | | | 21XX-TRAVEL | 55,298 | 30,098 | 187 |
| | | | | 22XX-TRANSPORTION | | | | |
| | | | | 23XX-RENT, COMM, UTILITIES | | | | |
| | | | | 24XX-PRINT & REPRO | 500 | | | |
| | | | | 26XX-SUPPLIES & MATERIALS | 500 | | | |
| 3236EM Total | ALABAMA | KATRINA | 38605 | 5-ADMINISTRATION Total | | 56,298 | 30,098 | 187 |
| 3237EM | | | | | | 217,298 | 190,917 | 130,595 |
| | | | | 2-INFRASTRUCTURE | 416X-PUBLIC ASSISTANCE | 2,500,000 | 1,016,187 | 836,791 |
| | | | | 2-INFRASTRUCTURE Total | | 2,500,000 | 1,016,187 | 836,791 |
| | | | | 4-OPERATIONS | 2508-MISSIONS-DFA | 1,000,000 | 1,000,000 | |
| | | | | 4-OPERATIONS Total | | 1,000,000 | 1,000,000 | |
| | 5-ADMINISTRATION | 11XX-SALARIES & BENEFITS | | | | | | |
| | | 21XX-TRAVEL | | | | | | |
| | | 22XX-TRANSPORTION | | | | | | |
| | | 23XX-RENT, COMM, UTILITIES | | | | | | |
| | | 24XX-PRINT & REPRO | | | | | | |
| | | | | 26XX-SUPPLIES & MATERIALS | | | | |
| 3237EM Total | INDIANA | KATRINA | 38605 | 5-ADMINISTRATION Total | | 3,500,000 | 2,016,187 | 836,791 |
| 3238EM | | | | | | | | |
| | | | | 2-INFRASTRUCTURE | 416X-PUBLIC ASSISTANCE | 4,127,992 | 3,789,690 | |
| | | | | 2-INFRASTRUCTURE Total | | 4,127,992 | 3,789,690 | |
| | | | | 5-ADMINISTRATION | 11XX-SALARIES & BENEFITS | 12,264 | 1,942 | 1,942 |
| | | | | | 21XX-TRAVEL | 60,600 | 50,000 | |
| | | 22XX-TRANSPORTION | | | | | | |
| | | 23XX-RENT, COMM, UTILITIES | | | | | | |
| | | 24XX-PRINT & REPRO | | | | | | |
| | | | | 26XX-SUPPLIES & MATERIALS | | | | |
| 3238EM Total | IOWA | KATRINA | 38605 | 5-ADMINISTRATION Total | | 72,864 | 51,942 | 1,942 |
| 3239EM | | | | | | 4,200,856 | 3,841,632 | 1,942 |
| | | | | 2-INFRASTRUCTURE | 416X-PUBLIC ASSISTANCE | 222,618 | 222,618 | 17,597 |
| | | | | 2-INFRASTRUCTURE Total | | 222,618 | 222,618 | 17,597 |
| | | | | 5-ADMINISTRATION | 11XX-SALARIES & BENEFITS | 10,350 | 712 | 712 |
| | | | | | 21XX-TRAVEL | 55,030 | 55,000 | 4,928 |
| | | 22XX-TRANSPORTION | | | | | | |
| | | 23XX-RENT, COMM, UTILITIES | | | | | | |
| | | 24XX-PRINT & REPRO | | | | | | |
| | | | | 26XX-SUPPLIES & MATERIALS | 500 | | | |
| | | | | | 500 | | | |

| PROG CODE | STATE NAME | EVENT NAME | DECLARED | PROGRAM AREA | PROGRAM NAME | ALLOCATIONS | OBLIGATIONS | EXPENDITURES | |
|--------------|-------------|------------|----------|----------------------------|--------------|--------------------------|-------------|--------------|-----------|
| 3239EM Total | VIRGINIA | KATRINA | 38607 | 5-ADMINISTRATION Total | | 66,380 | 55,712 | 5,639 | |
| 3240EM | | | | 2-INFRASTRUCTURE | | 2594-INSPECTIONS | 288,998 | 278,329 | 23,236 |
| | | | | 2-INFRASTRUCTURE Total | | 416X-PUBLIC ASSISTANCE | 339,100 | 339,100 | 52,433 |
| | | | | 5-ADMINISTRATION | | 11XX-SALARIES & BENEFITS | 118,000 | 113,192 | 49,322 |
| | | | | | | 21XX-TRAVEL | 457,100 | 452,292 | 101,755 |
| | | | | 22XX-TRANSPORTION | 102,910 | 78,308 | 78,308 | | |
| | | | | 23XX-RENT, COMM, UTILITIES | 28,000 | 11,447 | 10,737 | | |
| | | | | 24XX-PRINT & REPRO | | | | | |
| | | | | 26XX-SUPPLIES & MATERIALS | | | | | |
| 3240EM Total | ARIZONA | KATRINA | 38607 | 5-ADMINISTRATION Total | | 130,910 | 89,755 | 89,045 | |
| 3241EM | | | | 2-INFRASTRUCTURE | | 416X-PUBLIC ASSISTANCE | 588,010 | 542,047 | 190,800 |
| | | | | 2-INFRASTRUCTURE Total | | 11XX-SALARIES & BENEFITS | 3,628,909 | 3,628,830 | 3,104,005 |
| | | | | 5-ADMINISTRATION | | 21XX-TRAVEL | 3,628,909 | 3,628,830 | 3,104,005 |
| | | | | | | 22XX-TRANSPORTION | 60,120 | 25,226 | 25,226 |
| | | | | 23XX-RENT, COMM, UTILITIES | 225,280 | 158,740 | 97,564 | | |
| | | | | 24XX-PRINT & REPRO | | | | | |
| | | | | 2501-MISSIONS-FOS | 2,000,000 | 2,000,000 | 181 | | |
| | | | | 26XX-SUPPLIES & MATERIALS | | | | | |
| 3241EM Total | MINNESOTA | KATRINA | 38608 | 5-ADMINISTRATION Total | | 2,285,400 | 2,183,966 | 122,971 | |
| 3242EM | | | | 2-INFRASTRUCTURE | | 416X-PUBLIC ASSISTANCE | 5,914,309 | 5,812,795 | 3,226,975 |
| | | | | 2-INFRASTRUCTURE Total | | 11XX-SALARIES & BENEFITS | 15,000,000 | 3,449,504 | 914,417 |
| | | | | 5-ADMINISTRATION | | 21XX-TRAVEL | 15,000,000 | 3,449,504 | 914,417 |
| | | | | | | 22XX-TRANSPORTION | 11,150 | 50,000 | |
| | | | | 23XX-RENT, COMM, UTILITIES | 63,300 | | | | |
| | | | | 24XX-PRINT & REPRO | | | | | |
| | | | | 26XX-SUPPLIES & MATERIALS | | | | | |
| 3242EM Total | NEVADA | KATRINA | 38608 | 5-ADMINISTRATION Total | | 74,450 | 50,000 | | |
| 3243EM | | | | 2-INFRASTRUCTURE | | 416X-PUBLIC ASSISTANCE | 15,074,450 | 3,499,504 | 914,417 |
| | | | | 2-INFRASTRUCTURE Total | | 11XX-SALARIES & BENEFITS | 1,000,000 | 563,921 | 289,911 |
| | | | | 5-ADMINISTRATION | | 21XX-TRAVEL | 1,000,000 | 563,921 | 289,911 |
| | | | | | | 22XX-TRANSPORTION | 85,860 | 54,547 | 54,547 |
| | | | | 23XX-RENT, COMM, UTILITIES | 255,340 | 188,800 | 117,899 | | |
| | | | | 24XX-PRINT & REPRO | | | | | |
| | | | | 26XX-SUPPLIES & MATERIALS | | | | | |
| 3243EM Total | IDAHO | KATRINA | 38608 | 5-ADMINISTRATION Total | | 341,200 | 243,347 | 172,446 | |
| 3244EM | | | | 2-INFRASTRUCTURE | | 416X-PUBLIC ASSISTANCE | 1,341,200 | 807,268 | 462,356 |
| | | | | 2-INFRASTRUCTURE Total | | 11XX-SALARIES & BENEFITS | 584,137 | 584,134 | 36,546 |
| | | | | 5-ADMINISTRATION | | 21XX-TRAVEL | 584,137 | 584,134 | 36,546 |
| | | | | | | 22XX-TRANSPORTION | 20,700 | 5,965 | 5,965 |
| | | | | 23XX-RENT, COMM, UTILITIES | 15,000 | 4,143 | 3,894 | | |
| | | | | 24XX-PRINT & REPRO | | | | | |
| | | | | 26XX-SUPPLIES & MATERIALS | | | | | |
| 3244EM Total | NEBRASKA | KATRINA | 38608 | 5-ADMINISTRATION Total | | 35,700 | 10,108 | 9,860 | |
| 3245EM | | | | 2-INFRASTRUCTURE | | 416X-PUBLIC ASSISTANCE | 619,837 | 594,243 | 46,406 |
| | | | | 2-INFRASTRUCTURE Total | | 11XX-SALARIES & BENEFITS | 210,100 | 210,100 | 21,489 |
| | | | | 5-ADMINISTRATION | | 21XX-TRAVEL | 210,100 | 210,100 | 21,489 |
| | | | | | | 22XX-TRANSPORTION | 55,602 | 55,277 | 1,302 |
| | | | | 23XX-RENT, COMM, UTILITIES | | | | | |
| | | | | 24XX-PRINT & REPRO | 500 | | | | |
| | | | | 26XX-SUPPLIES & MATERIALS | 500 | | | | |
| 3245EM Total | CONNECTICUT | KATRINA | 38608 | 5-ADMINISTRATION Total | | 56,602 | 55,277 | 1,302 | |
| 3246EM | | | | 2-INFRASTRUCTURE | | 416X-PUBLIC ASSISTANCE | 266,702 | 265,377 | 22,790 |
| | | | | 2-INFRASTRUCTURE Total | | 1,000,000 | 1,000,000 | 333,830 | 333,830 |

| PROG CODE | STATE NAME | EVENT NAME | DECLARED | PROGRAM AREA | PROGRAM NAME | ALLOCATIONS | OBLIGATIONS | EXPENDITURES | | |
|--------------|--------------|------------------------|--------------------------------------|------------------------|--------------------------------------|--------------------------------------|--------------------------------------|----------------|------------------|------------------|
| | | | | 5-ADMINISTRATION | 11XX-SALARIES & BENEFITS | 23,373 | 11,340 | 11,340 | | |
| | | | | | 21XX-TRAVEL | 39,800 | 39,800 | 6,209 | | |
| | | | | | 22XX-TRANSPORTION | | | | | |
| | | | | | 23XX-RENT, COMM, UTILITIES | | | | | |
| | | | | | 24XX-PRINT & REPRO | | | | | |
| | | | | | 26XX-SUPPLIES & MATERIALS | | | | | |
| 3246EM Total | NORTH DAKOTA | KATRINA | 38608 | 5-ADMINISTRATION Total | | 63,173 | 51,140 | 17,550 | | |
| 3247EM | | | | | 1,063,173 | 384,970 | 17,550 | | | |
| | | | | | | 2-INFRASTRUCTURE | 416X-PUBLIC ASSISTANCE | | | |
| | | | | | | 2-INFRASTRUCTURE Total | 11XX-SALARIES & BENEFITS | 20,700 | 3,462 | 3,462 |
| | | | | | | 5-ADMINISTRATION | 21XX-TRAVEL | 63,454 | 63,454 | 16,689 |
| | | | | | | | 22XX-TRANSPORTION | 500 | | |
| | | | | | | | 23XX-RENT, COMM, UTILITIES | | | |
| | | | | | | | 24XX-PRINT & REPRO | | | |
| | | | | | | | 25XX-OTHER SERVICES | 1,233 | 1,233 | |
| | | | | | | | 26XX-SUPPLIES & MATERIALS | 2,500 | | |
| 3247EM Total | CALIFORNIA | KATRINA | 38608 | 5-ADMINISTRATION Total | | 88,387 | 68,149 | 20,151 | | |
| 3248EM | | | | | 88,387 | 68,149 | 20,151 | | | |
| | | | | | | 2-INFRASTRUCTURE | 416X-PUBLIC ASSISTANCE | 200,000 | | |
| | | | | | | 2-INFRASTRUCTURE Total | 11XX-SALARIES & BENEFITS | 200,000 | 249,540 | 249,540 |
| | | | | | | 5-ADMINISTRATION | 21XX-TRAVEL | 338,820 | 326,780 | 240,695 |
| | | | | | | | 22XX-TRANSPORTION | 429,500 | | |
| | | | | | | | 23XX-RENT, COMM, UTILITIES | | | |
| | | | | | | | 24XX-PRINT & REPRO | | | |
| | | | | | | | 26XX-SUPPLIES & MATERIALS | | | |
| | | | | | | | 5-ADMINISTRATION Total | | 768,320 | 576,320 |
| 3248EM Total | WISCONSIN | KATRINA | 38608 | | | 968,320 | 576,320 | 490,235 | | |
| 3249EM | | | | | 2-INFRASTRUCTURE | 416X-PUBLIC ASSISTANCE | 3,501,228 | 2,838,757 | 153,696 | |
| | | | | | 2-INFRASTRUCTURE Total | 11XX-SALARIES & BENEFITS | 3,501,228 | 2,838,757 | 153,696 | |
| | | | | | 5-ADMINISTRATION | 21XX-TRAVEL | 11,437 | 1,137 | 1,137 | |
| | | | | | | 22XX-TRANSPORTION | 63,300 | 50,090 | 88 | |
| | | | | | | 23XX-RENT, COMM, UTILITIES | | | | |
| | | | | | | 24XX-PRINT & REPRO | | | | |
| | | | | | | 26XX-SUPPLIES & MATERIALS | | | | |
| | | | | | | 5-ADMINISTRATION Total | | 74,737 | 51,227 | 1,225 |
| 3249EM Total | | | | OHIO | KATRINA | 38608 | | | 3,575,965 | 2,889,984 |
| 3250EM | | 2-INFRASTRUCTURE | 416X-PUBLIC ASSISTANCE | | | | 2,518,180 | 2,124,094 | 906,730 | |
| | | 2-INFRASTRUCTURE Total | 11XX-SALARIES & BENEFITS | | | | 2,518,180 | 2,124,094 | 906,730 | |
| | | 5-ADMINISTRATION | 21XX-TRAVEL | | | | 12,050 | 50,000 | | |
| | | | 22XX-TRANSPORTION | | | | 63,300 | | | |
| | | | 23XX-RENT, COMM, UTILITIES | | | | | | | |
| | | | 24XX-PRINT & REPRO | | | | | | | |
| | | | 26XX-SUPPLIES & MATERIALS | | | | | | | |
| | | | 5-ADMINISTRATION Total | | | | | 75,350 | 50,000 | |
| 3250EM Total | MARYLAND | KATRINA | 38608 | | | | | | 2,593,530 | 2,174,094 |
| 3251EM | | | | | 2-INFRASTRUCTURE | 416X-PUBLIC ASSISTANCE | 3,000,000 | 737,298 | 67,392 | |
| | | | | | 2-INFRASTRUCTURE Total | 11XX-SALARIES & BENEFITS | 3,000,000 | 737,298 | 67,392 | |
| | | | | | 5-ADMINISTRATION | 21XX-TRAVEL | 44,214 | 26,788 | 26,788 | |
| | | | | | | 22XX-TRANSPORTION | 62,112 | 56,929 | 53,920 | |
| | | | | | | 23XX-RENT, COMM, UTILITIES | | | | |
| | | | | | | 24XX-PRINT & REPRO | | | | |
| | | | | | | 26XX-SUPPLIES & MATERIALS | | | | |
| | | | | | | 5-ADMINISTRATION Total | | 106,326 | 83,717 | 80,708 |
| 3251EM Total | | | | MASSACHUSETTS | KATRINA | 38608 | | | 3,106,326 | 821,015 |
| 3252EM | | 2-INFRASTRUCTURE | 416X-PUBLIC ASSISTANCE | | | | 4,250,000 | 3,752,776 | 2,529,303 | |
| | | 2-INFRASTRUCTURE Total | 11XX-SALARIES & BENEFITS | | | | 4,250,000 | 3,752,776 | 2,529,303 | |
| | | 5-ADMINISTRATION | 21XX-TRAVEL | | | | 93,080 | 94,783 | 94,783 | |
| | | | 22XX-TRANSPORTION | | | | 74,800 | 74,800 | 51,864 | |
| | | | 23XX-RENT, COMM, UTILITIES | | | | 1,000 | 1,000 | | |
| | | | 24XX-PRINT & REPRO | | | | | | | |
| | | | 26XX-SUPPLIES & MATERIALS | | | | | | | |

| PROG CODE | STATE NAME | EVENT NAME | DECLARED | PROGRAM AREA | PROGRAM NAME | ALLOCATIONS | OBLIGATIONS | EXPENDITURES |
|------------------------|---------------|----------------------------|-----------|--------------------------|--------------|--------------------------------------|------------------|------------------|
| | | | | | | 26XX-SUPPLIES & MATERIALS | | |
| 3252EM Total | MONTANA | KATRINA | 38608 | 5-ADMINISTRATION Total | | 168,880 | 170,583 | 146,647 |
| 3253EM | | | | | | 4,418,880 | 3,923,359 | 2,675,950 |
| 2-INFRASTRUCTURE | | | | 416X-PUBLIC ASSISTANCE | 400,000 | 397,372 | 116,189 | |
| 2-INFRASTRUCTURE Total | | | | | 400,000 | 397,372 | 116,189 | |
| 5-ADMINISTRATION | | | | 11XX-SALARIES & BENEFITS | 26,452 | 20,657 | 20,657 | |
| | | 21XX-TRAVEL | 60,000 | 57,025 | 7,325 | | | |
| | | 22XX-TRANSPORTION | | | | | | |
| | | 23XX-RENT, COMM, UTILITIES | | | | | | |
| | | 24XX-PRINT & REPRO | | | | | | |
| | | | | | | 26XX-SUPPLIES & MATERIALS | | |
| | | | | | | 2,500 | | |
| 3253EM Total | RHODE ISLAND | KATRINA | 38614 | 5-ADMINISTRATION Total | | 88,952 | 77,682 | 27,982 |
| 3255EM | | | | | | 488,952 | 475,054 | 144,171 |
| 2-INFRASTRUCTURE | | | | 416X-PUBLIC ASSISTANCE | 1,500,000 | 874,110 | | |
| 2-INFRASTRUCTURE Total | | | | | 1,500,000 | 874,110 | | |
| 5-ADMINISTRATION | | | | 11XX-SALARIES & BENEFITS | 10,916 | 3,493 | 3,493 | |
| | | 21XX-TRAVEL | 26,000 | 26,000 | 7,916 | | | |
| | | 22XX-TRANSPORTION | | | | | | |
| | | 23XX-RENT, COMM, UTILITIES | | | | | | |
| | | 24XX-PRINT & REPRO | | | | | | |
| | | | | | | 26XX-SUPPLIES & MATERIALS | | |
| | | | | | | 36,916 | 29,493 | 11,409 |
| 3255EM Total | MAINE | KATRINA | 38614 | 5-ADMINISTRATION Total | | 1,536,916 | 903,603 | 11,409 |
| 3256EM | | | | | | | | |
| 2-INFRASTRUCTURE | | | | 416X-PUBLIC ASSISTANCE | 100,000 | 47,927 | | |
| 2-INFRASTRUCTURE Total | | | | | 100,000 | 47,927 | | |
| 5-ADMINISTRATION | | | | 11XX-SALARIES & BENEFITS | | | | |
| | | 21XX-TRAVEL | 6,000 | 6,000 | | | | |
| | | 22XX-TRANSPORTION | | | | | | |
| | | 23XX-RENT, COMM, UTILITIES | | | | | | |
| | | 24XX-PRINT & REPRO | | | | | | |
| | | | | | | 26XX-SUPPLIES & MATERIALS | | |
| | | | | | | 6,000 | 6,000 | |
| 3256EM Total | NEW JERSEY | KATRINA | 38614 | 5-ADMINISTRATION Total | | 106,000 | 53,927 | |
| 3257EM | | | | | | | | |
| 2-INFRASTRUCTURE | | | | 416X-PUBLIC ASSISTANCE | 120,026 | 120,026 | 116,692 | |
| 2-INFRASTRUCTURE Total | | | | | 120,026 | 120,026 | 116,692 | |
| 5-ADMINISTRATION | | | | 11XX-SALARIES & BENEFITS | 21,251 | 21,622 | 21,622 | |
| | | 21XX-TRAVEL | 18,466 | 2,366 | 1,264 | | | |
| | | 22XX-TRANSPORTION | 200 | 200 | | | | |
| | | 23XX-RENT, COMM, UTILITIES | | | | | | |
| | | 24XX-PRINT & REPRO | | | | | | |
| | | | | | | 26XX-SUPPLIES & MATERIALS | | |
| | | | | | | 39,917 | 24,189 | 22,886 |
| 3257EM Total | NEW HAMPSHIRE | KATRINA | 38614 | 5-ADMINISTRATION Total | | 159,943 | 144,214 | 139,578 |
| 3258EM | | | | | | | | |
| 2-INFRASTRUCTURE | | | | 416X-PUBLIC ASSISTANCE | 100,000 | | | |
| 2-INFRASTRUCTURE Total | | | | | 100,000 | | | |
| 5-ADMINISTRATION | | | | 11XX-SALARIES & BENEFITS | | | | |
| | | 21XX-TRAVEL | 6,000 | 6,000 | 92 | | | |
| | | 22XX-TRANSPORTION | | | | | | |
| | | 23XX-RENT, COMM, UTILITIES | | | | | | |
| | | 24XX-PRINT & REPRO | | | | | | |
| | | | | | | 26XX-SUPPLIES & MATERIALS | | |
| | | | | | | 6,000 | 6,000 | 92 |
| 3258EM Total | FLORIDA | RITA | 38615 | 5-ADMINISTRATION Total | | 106,000 | 6,000 | 92 |
| 3259EM | | | | | | | | |
| 2-INFRASTRUCTURE | | | | 416X-PUBLIC ASSISTANCE | 8,700,000 | 8,590,346 | 4,124,029 | |
| 2-INFRASTRUCTURE Total | | | | | 8,700,000 | 8,590,346 | 4,124,029 | |
| 4-OPERATIONS | | | | 2508-MISSIONS-DFA | 10,000 | 10,000 | | |
| 4-OPERATIONS Total | | | 10,000 | 10,000 | | | | |
| 5-ADMINISTRATION | | 11XX-SALARIES & BENEFITS | 19,741 | 19,741 | 19,741 | | | |
| | | 21XX-TRAVEL | 80,000 | 80,000 | 25,060 | | | |
| | | 22XX-TRANSPORTION | | | | | | |
| | | 23XX-RENT, COMM, UTILITIES | | | | | | |
| | | 24XX-PRINT & REPRO | | | | | | |
| | | 2501-MISSIONS-FOS | 1,236,000 | 1,236,000 | 22,495 | | | |
| | | | | | | 26XX-SUPPLIES & MATERIALS | | |
| | | | | | | 1,335,741 | 1,335,741 | 67,295 |
| 3259EM Total | | | | | | 10,045,741 | 9,936,086 | 4,191,325 |

| PROG CODE | STATE NAME | EVENT NAME | DECLARED | PROGRAM AREA | PROGRAM NAME | ALLOCATIONS | OBLIGATIONS | EXPENDITURES |
|--------------------|------------|------------|----------|-------------------------------|--------------------------------------|--------------------|--------------------|--------------------|
| 3260EM | LOUISIANA | RITA | 38616 | 2-INFRASTRUCTURE | 416X-PUBLIC ASSISTANCE | | | |
| | | | | 2-INFRASTRUCTURE Total | | | | |
| | | | | 4-OPERATIONS | 2508-MISSIONS-DFA | 1,100,000 | 1,100,000 | |
| | | | | 4-OPERATIONS Total | | 1,100,000 | 1,100,000 | |
| | | | | 5-ADMINISTRATION | 11XX-SALARIES & BENEFITS | | | |
| | | | | | 21XX-TRAVEL | | | |
| | | | | | 22XX-TRANSPORTION | | | |
| | | | | | 23XX-RENT, COMM, UTILITIES | | | |
| | | | | | 24XX-PRINT & REPRO | | | |
| | | | | | 2501-MISSIONS-FOS | 175,000 | 175,000 | |
| | | | | | 26XX-SUPPLIES & MATERIALS | | | |
| | | | | 5-ADMINISTRATION Total | | 175,000 | 175,000 | |
| | | | | | | 1,275,000 | 1,275,000 | |
| 3260EM Total | | | | 2-INFRASTRUCTURE | 416X-PUBLIC ASSISTANCE | 4,585,000 | 4,536,187 | 3,837,753 |
| 3261EM | TEXAS | RITA | 38616 | 2-INFRASTRUCTURE Total | | 4,585,000 | 4,536,187 | 3,837,753 |
| | | | | 4-OPERATIONS | 2508-MISSIONS-DFA | 5,000,000 | 5,000,000 | |
| | | | | 4-OPERATIONS Total | | 5,000,000 | 5,000,000 | |
| | | | | 5-ADMINISTRATION | 11XX-SALARIES & BENEFITS | 18,793 | 18,793 | 18,793 |
| | | | | | 21XX-TRAVEL | 13,238 | 13,238 | 13,238 |
| | | | | | 22XX-TRANSPORTION | | | |
| | | | | | 23XX-RENT, COMM, UTILITIES | 50,000 | 50,000 | 4,733 |
| | | | | | 24XX-PRINT & REPRO | 20,000 | 20,000 | 20,000 |
| | | | | | 2501-MISSIONS-FOS | 117,492,000 | 117,492,000 | |
| | | | | | 25XX-OTHER SERVICES | 1,165,737 | 1,165,737 | 365,951 |
| | | | | | 26XX-SUPPLIES & MATERIALS | 591,787 | 591,787 | 397,723 |
| | | | | | 31XX-EQUIPMENT | 1,363,983 | 1,363,983 | 1,197,819 |
| | | | | 5-ADMINISTRATION Total | | 120,715,539 | 120,715,539 | 2,018,258 |
| 3261EM Total | | | | | | 130,300,539 | 130,251,725 | 5,856,011 |
| 3262EM | NEW YORK | KATRINA | 38625 | 2-INFRASTRUCTURE | 416X-PUBLIC ASSISTANCE | 1,072,664 | 977,652 | |
| | | | | 2-INFRASTRUCTURE Total | | 1,072,664 | 977,652 | |
| | | | | 5-ADMINISTRATION | 11XX-SALARIES & BENEFITS | 148,900 | 130,393 | 130,393 |
| | | | | | 21XX-TRAVEL | 70,800 | 69,154 | 62,101 |
| | | | | | 22XX-TRANSPORTION | 200 | 200 | |
| | | | | 5-ADMINISTRATION Total | | 219,900 | 199,746 | 192,494 |
| 3262EM Total | | | | | | 1,292,564 | 1,177,398 | 192,494 |
| 3263EM | DELAWARE | KATRINA | 38625 | 2-INFRASTRUCTURE | 416X-PUBLIC ASSISTANCE | 24,772 | 24,771 | |
| | | | | 2-INFRASTRUCTURE Total | | 24,772 | 24,771 | |
| | | | | 5-ADMINISTRATION | 11XX-SALARIES & BENEFITS | 45,400 | | |
| | | | | | 21XX-TRAVEL | 3,500 | 993 | 443 |
| | | | | 5-ADMINISTRATION Total | | 48,900 | 993 | 443 |
| 3263EM Total | | | | | | 73672 | 25764.2 | 442.96 |
| Grand Total | | | | | | 32257046207 | 29218060249 | 15378653644 |

FINANCIAL INFORMATION TOOL
FOR HURRICANE KATRINA, RITA, & WILMA DECLARATIONS ONLY
MISSION ASSIGNMENTS ONLY

AS OF 03-22-2006

| AGENCY | OBLIGATIONS | EXPENDITURES |
|---------|---------------|--------------|
| AID | 17,354,000 | 13,561 |
| APHIS | 400,000 | |
| ARC | 95,000 | 11,159 |
| BIA | 317,600 | |
| BTS | 200,000 | |
| BUREC | 2,089,000 | |
| CBP | 42,957,949 | 6,226,284 |
| CDC | 19,903,500 | |
| CIA | 200,000 | |
| CNCS | 5,905,500 | |
| COE-LRD | 15,000 | |
| COE-MVD | 4,186,505,516 | 206,772,248 |
| COE-NAD | | |
| COE-SAD | 475,632,000 | 68,315,909 |
| COE-SWD | 296,635,000 | 2,951,221 |
| DHUD | 83,015,000 | 32,429,030 |
| DOC | 900,000 | |
| DOD | 1,186,352,389 | 210,021,406 |
| DOE | 505,000 | |
| DOED | 230,000 | |
| DOI | 1,297,784 | |
| DOL | 325,000 | 17,938 |
| DOS | 55,000 | |
| DOT | 506,830,213 | 45,320,799 |
| EEOC | 200,000 | |
| EPA | 366,871,200 | 500,400 |
| FAA | | |
| FCC | 200,000 | |
| FCSIC | 200,000 | |
| FLETC | 460,103 | 375,722 |
| FMSHRC | 200,000 | |
| FNS | 20,000 | |
| FPS | 215,728,691 | 961,463 |
| GSA | 82,658,268 | 291,556 |

| AGENCY | OBLIGATIONS | EXPENDITURES |
|--------------------|----------------------|--------------------|
| HHS | 254322800 | |
| IAIP | 214000 | |
| ICE | 36,417,200 | 266,152 |
| MSPB | 2,000 | |
| NAR | 625,000 | |
| NASA | 450,000 | |
| NCPC | 20,000 | |
| NCS | 13,220,685 | 102,381 |
| NCUA | | |
| NGA | 1,310,000 | |
| NLRB | 240,000 | 48,259 |
| NOAA | 4,655,000 | |
| NPS | 157,000 | |
| NRC | 200,000 | |
| NSF | 200,000 | |
| OCFO | 210,000 | |
| OPM | 615,000 | |
| OSHA | 21,225,000 | |
| OSLGCP | 200,000 | |
| RRB | 25,000 | 5,419 |
| S&T | 100,000 | |
| SBA | 200,000 | |
| SCS | 11,800 | |
| SEC | 2,000 | |
| SSA | 1,225,000 | 79,582 |
| TREAS | 2,190,650 | 61,714 |
| TSA | 455,000 | |
| TVA | 9,787,451 | 2,198,750 |
| USCG | 241,540,501 | |
| USCIS | 910,000 | |
| USDA | 19,360,500 | |
| USDJ | 55,174,600 | 3,069,531 |
| USFS | 365,030,288 | 181 |
| USFWS | | |
| USGS | 507,300 | |
| USPC | 5,697,217 | 546,985 |
| USPHS | | |
| USPS | 2,098,270 | 129,208 |
| USSS | 8,800 | |
| VA | 10,075,000 | |
| Grand Total | 8,542,941,775 | 580,716,861 |

FINANCIAL INFORMATION TOOL
FOR HURRICANE KATRINA, RITA, & WILMA DECLARATIONS ONLY
MISSION ASSIGNMENTS ONLY
AS OF 03-22-2006

| Prog Code | State Name | Event Name | Agency | Program Name | Obligations | Expenditures |
|---------------------|-------------------|-------------------|---------|-------------------|-------------------|------------------|
| 1602DR | FLORIDA | KATRINA | CBP | 2501-MISSIONS-FOS | 11,447,424 | 6,226,284 |
| | | | COE-SAD | 2501-MISSIONS-FOS | 405,000 | 36,685 |
| | | | DOD | 2501-MISSIONS-FOS | 100,000 | 0 |
| | | | DOE | 2501-MISSIONS-FOS | 10,000 | 0 |
| | | | DOT | 2501-MISSIONS-FOS | 6,010,000 | 126,377 |
| | | | EPA | 2501-MISSIONS-FOS | 20,000 | 0 |
| | | | GSA | 2501-MISSIONS-FOS | 155,000 | 0 |
| | | | HHS | 2501-MISSIONS-FOS | 365,000 | 0 |
| | | | NCS | 2501-MISSIONS-FOS | 10,000 | 0 |
| | | | USCG | 2501-MISSIONS-FOS | 1 | 0 |
| | | | USDA | 2501-MISSIONS-FOS | 10,000 | 0 |
| | | | | 2507-MISSIONS-TA | 10,000 | 0 |
| | USFS | 2501-MISSIONS-FOS | 75,000 | 0 | | |
| 1602DR Total | | | | | 18,617,425 | 6,389,345 |
| 1603DR | LOUISIANA | KATRINA | APHIS | 2501-MISSIONS-FOS | 368,000 | 0 |
| | | | | 2508-MISSIONS-DFA | 12,000 | 0 |
| | | | ARC | 2501-MISSIONS-FOS | 50,000 | 11,159 |
| | | | BUREC | 2501-MISSIONS-FOS | 1,089,000 | 0 |
| | | | CBP | 2501-MISSIONS-FOS | 16,005,525 | 0 |
| | | | CDC | 2508-MISSIONS-DFA | 17,228,500 | 0 |
| | | | CNCS | 2501-MISSIONS-FOS | 2,400,000 | 0 |
| | | | COE-MVD | 2501-MISSIONS-FOS | 47,273,364 | 2,323,474 |
| | | | | 2507-MISSIONS-TA | 7,180,000 | 253,090 |
| | | | | 2508-MISSIONS-DFA | 2,070,992,000 | 32,254,351 |
| | | | DHUD | 2501-MISSIONS-FOS | 3,695,000 | 872,238 |
| | | | | 2508-MISSIONS-DFA | 79,000,000 | 31,556,792 |
| | | | DOC | 2501-MISSIONS-FOS | 150,000 | 0 |
| | | | DOD | 2501-MISSIONS-FOS | 270,475,000 | 10,035,735 |
| | 2508-MISSIONS-DFA | 24,812,000 | 0 | | | |
| DOE | 2501-MISSIONS-FOS | 80,000 | 0 | | | |
| DOED | 2508-MISSIONS-DFA | 0 | 0 | | | |

| Prog Code | State Name | Event Name | Agency | Program Name | Obligations | Expenditures |
|-----------|------------|------------|--------|-------------------|-------------|--------------|
| | | | DOI | 2501-MISSIONS-FOS | 269,000 | 0 |
| | | | DOL | 2501-MISSIONS-FOS | 0 | 0 |
| | | | DOS | 2501-MISSIONS-FOS | 55,000 | 0 |
| | | | DOT | 2501-MISSIONS-FOS | 70,843,000 | 72,495 |
| | | | | 2508-MISSIONS-DFA | 256,000,000 | 37,363,273 |
| | | | EPA | 2501-MISSIONS-FOS | 22,517,000 | 0 |
| | | | | 2507-MISSIONS-TA | 2,500,000 | 0 |
| | | | | 2508-MISSIONS-DFA | 197,000,000 | 0 |
| | | | FNS | 2501-MISSIONS-FOS | 20,000 | 0 |
| | | | FPS | 2501-MISSIONS-FOS | 132,651,820 | 619,180 |
| | | | | 2507-MISSIONS-TA | 0 | 0 |
| | | | | 2508-MISSIONS-DFA | 0 | 0 |
| | | | GSA | 2501-MISSIONS-FOS | 2,805,000 | 64,864 |
| | | | | 2508-MISSIONS-DFA | 0 | 0 |
| | | | HHS | 2501-MISSIONS-FOS | 515,000 | 0 |
| | | | | 2507-MISSIONS-TA | 30,000 | 0 |
| | | | | 2508-MISSIONS-DFA | 78,150,000 | 0 |
| | | | ICE | 2501-MISSIONS-FOS | 12,405,000 | 0 |
| | | | | 2508-MISSIONS-DFA | 18,500,000 | 0 |
| | | | NAR | 2508-MISSIONS-DFA | 600,000 | 0 |
| | | | NCS | 2501-MISSIONS-FOS | 3,900,000 | 102,381 |
| | | | | 2508-MISSIONS-DFA | 1,000,000 | 0 |
| | | | NGA | 2501-MISSIONS-FOS | 520,000 | 0 |
| | | | NOAA | 2501-MISSIONS-FOS | 1,750,000 | 0 |
| | | | OCFO | 2501-MISSIONS-FOS | 10,000 | 0 |
| | | | OSHA | 2501-MISSIONS-FOS | 125,000 | 0 |
| | | | SBA | 2501-MISSIONS-FOS | 0 | 0 |
| | | | TREAS | 2501-MISSIONS-FOS | 110,000 | 0 |
| | | | TVA | 2501-MISSIONS-FOS | 1,937,772 | 830,284 |
| | | | | 2508-MISSIONS-DFA | 0 | 0 |
| | | | USCG | 2501-MISSIONS-FOS | 3,275,000 | 0 |
| | | | | 2507-MISSIONS-TA | 37,500 | 0 |
| | | | | 2508-MISSIONS-DFA | 165,000,000 | 0 |
| | | | USDA | 2501-MISSIONS-FOS | 1,176,000 | 0 |
| | | | | 2508-MISSIONS-DFA | 10,000,000 | 0 |
| | | | USDJ | 2501-MISSIONS-FOS | 2,764,600 | 0 |
| | | | | 2507-MISSIONS-TA | 150,000 | 0 |

| Prog Code | State Name | Event Name | Agency | Program Name | Obligations | Expenditures |
|---------------------|-------------|------------|---------|-------------------|----------------------|--------------------|
| | | | | 2508-MISSIONS-DFA | 45,313,000 | 3,008,244 |
| | | | USFS | 2501-MISSIONS-FOS | 138,600,000 | 0 |
| | | | | 2508-MISSIONS-DFA | 0 | 0 |
| | | | USGS | 2501-MISSIONS-FOS | 250,000 | 0 |
| | | | USPHS | 2501-MISSIONS-FOS | 0 | 0 |
| | | | USPS | 2501-MISSIONS-FOS | 83,270 | 83,270 |
| | | | VA | 2501-MISSIONS-FOS | 50,000 | 0 |
| 1603DR Total | | | | | 3,711,723,351 | 119,450,831 |
| 1604DR | MISSISSIPPI | KATRINA | AID | 2501-MISSIONS-FOS | 17,314,000 | 10,734 |
| | | | BTS | 2501-MISSIONS-FOS | 200,000 | 0 |
| | | | CBP | 2501-MISSIONS-FOS | 3,505,000 | 0 |
| | | | | 2508-MISSIONS-DFA | 0 | 0 |
| | | | CNCS | 2501-MISSIONS-FOS | 7,500 | 0 |
| | | | | 2508-MISSIONS-DFA | 1,508,000 | 0 |
| | | | COE-LRD | 2501-MISSIONS-FOS | 15,000 | 0 |
| | | | COE-MVD | 2501-MISSIONS-FOS | 454,575,740 | 54,990,569 |
| | | | | 2507-MISSIONS-TA | 243,256 | 122,758 |
| | | | | 2508-MISSIONS-DFA | 1,221,755,595 | 115,722,463 |
| | | | COE-SAD | 2501-MISSIONS-FOS | 0 | 0 |
| | | | DHUD | 2501-MISSIONS-FOS | 100,000 | 0 |
| | | | DOC | 2501-MISSIONS-FOS | 500,000 | 0 |
| | | | | 2507-MISSIONS-TA | 50,000 | 0 |
| | | | DOD | 2501-MISSIONS-FOS | 770,195,044 | 195,558,337 |
| | | | | 2508-MISSIONS-DFA | 54,950,345 | 4,419,231 |
| | | | DOE | 2501-MISSIONS-FOS | 270,000 | 0 |
| | | | DOED | 2501-MISSIONS-FOS | 205,000 | 0 |
| | | | DOI | 2501-MISSIONS-FOS | 995,400 | 0 |
| | | | DOL | 2501-MISSIONS-FOS | 325,000 | 17,938 |
| | | | DOS | 2501-MISSIONS-FOS | 0 | 0 |
| | | | DOT | 2501-MISSIONS-FOS | 46,256,000 | 5,879,188 |
| | | | | 2507-MISSIONS-TA | 50,000 | 0 |
| | | | | 2508-MISSIONS-DFA | 3,353,213 | 0 |
| | | | EEOC | 2501-MISSIONS-FOS | 200,000 | 0 |
| | | | EPA | 2501-MISSIONS-FOS | 2,529,200 | 0 |
| | | | | 2507-MISSIONS-TA | 10,300,000 | 0 |
| | | | | 2508-MISSIONS-DFA | 57,000,000 | 0 |
| | | | FAA | 2501-MISSIONS-FOS | 0 | 0 |

| Prog Code | State Name | Event Name | Agency | Program Name | Obligations | Expenditures |
|-----------|------------|------------|--------|-------------------|-------------|--------------|
| | | | FCC | 2501-MISSIONS-FOS | 200,000 | 0 |
| | | | FCSIC | 2501-MISSIONS-FOS | 200,000 | 0 |
| | | | FLETC | 2501-MISSIONS-FOS | 460,103 | 375,722 |
| | | | FMSHRC | 2501-MISSIONS-FOS | 200,000 | 0 |
| | | | FPS | 2501-MISSIONS-FOS | 28,392,773 | 252,567 |
| | | | | 2508-MISSIONS-DFA | 700,000 | 35,231 |
| | | | GSA | 2501-MISSIONS-FOS | 60,158,268 | 208,034 |
| | | | | 2508-MISSIONS-DFA | 0 | 0 |
| | | | HHS | 2501-MISSIONS-FOS | 2,695,000 | 0 |
| | | | | 2507-MISSIONS-TA | 682,300 | 0 |
| | | | | 2508-MISSIONS-DFA | 64,895,500 | 0 |
| | | | IAIP | 2501-MISSIONS-FOS | 214,000 | 0 |
| | | | ICE | 2501-MISSIONS-FOS | 5,012,200 | 266,152 |
| | | | MSPB | 2501-MISSIONS-FOS | 2,000 | 0 |
| | | | NAR | 2501-MISSIONS-FOS | 25,000 | 0 |
| | | | NASA | 2501-MISSIONS-FOS | 400,000 | 0 |
| | | | | 2508-MISSIONS-DFA | 50,000 | 0 |
| | | | NCPC | 2501-MISSIONS-FOS | 20,000 | 0 |
| | | | NCS | 2501-MISSIONS-FOS | 2,325,000 | 0 |
| | | | | 2508-MISSIONS-DFA | 0 | 0 |
| | | | NCUA | 2501-MISSIONS-FOS | 0 | 0 |
| | | | NGA | 2501-MISSIONS-FOS | 100,000 | 0 |
| | | | NLRB | 2501-MISSIONS-FOS | 240,000 | 48,259 |
| | | | NOAA | 2501-MISSIONS-FOS | 0 | 0 |
| | | | NPS | 2507-MISSIONS-TA | 157,000 | 0 |
| | | | NRC | 2501-MISSIONS-FOS | 200,000 | 0 |
| | | | NSF | 2501-MISSIONS-FOS | 200,000 | 0 |
| | | | OCFO | 2501-MISSIONS-FOS | 200,000 | 0 |
| | | | OPM | 2501-MISSIONS-FOS | 615,000 | 0 |
| | | | OSHA | 2501-MISSIONS-FOS | 21,100,000 | 0 |
| | | | OSLGCP | 2501-MISSIONS-FOS | 200,000 | 0 |
| | | | RRB | 2501-MISSIONS-FOS | 25,000 | 5,419 |
| | | | S&T | 2501-MISSIONS-FOS | 100,000 | 0 |
| | | | SBA | 2501-MISSIONS-FOS | 200,000 | 0 |
| | | | SCS | 2501-MISSIONS-FOS | 11,800 | 0 |
| | | | SEC | 2501-MISSIONS-FOS | 2,000 | 0 |

| Prog Code | State Name | Event Name | Agency | Program Name | Obligations | Expenditures |
|---------------------|------------|------------|---------|-------------------|----------------------|--------------------|
| | | | SSA | 2501-MISSIONS-FOS | 1,025,000 | 79,582 |
| | | | TREAS | 2501-MISSIONS-FOS | 1,820,650 | 31,218 |
| | | | TSA | 2501-MISSIONS-FOS | 455,000 | 0 |
| | | | TVA | 2501-MISSIONS-FOS | 1,214,056 | 379,939 |
| | | | USCG | 2501-MISSIONS-FOS | 13,970,000 | 0 |
| | | | | 2508-MISSIONS-DFA | 30,000,000 | 0 |
| | | | USCIS | 2501-MISSIONS-FOS | 910,000 | 0 |
| | | | USDA | 2501-MISSIONS-FOS | 112,000 | 0 |
| | | | | 2507-MISSIONS-TA | 12,500 | 0 |
| | | | | 2508-MISSIONS-DFA | 1,200,000 | 0 |
| | | | USDJ | 2501-MISSIONS-FOS | 2,035,000 | 0 |
| | | | | 2508-MISSIONS-DFA | 4,867,000 | 61,287 |
| | | | USFS | 2501-MISSIONS-FOS | 8,495,000 | 0 |
| | | | | 2507-MISSIONS-TA | 50,000 | 0 |
| | | | | 2508-MISSIONS-DFA | 5,500,000 | 0 |
| | | | USGS | 2501-MISSIONS-FOS | 125,300 | 0 |
| | | | USPC | 2501-MISSIONS-FOS | 4,697,217 | 546,985 |
| | | | USPS | 2501-MISSIONS-FOS | 1,015,000 | 28,619 |
| | | | USSS | 2501-MISSIONS-FOS | 8,800 | 0 |
| | | | VA | 2501-MISSIONS-FOS | 25,000 | 0 |
| 1604DR Total | | | | | 2,913,923,760 | 379,040,233 |
| 1605DR | ALABAMA | KATRINA | AID | 2501-MISSIONS-FOS | 40,000 | 2,827 |
| | | | CNCS | 2508-MISSIONS-DFA | 500,000 | 0 |
| | | | COE-SAD | 2501-MISSIONS-FOS | 30,300,000 | 9,642,295 |
| | | | | 2508-MISSIONS-DFA | 151,000,000 | 51,280,277 |
| | | | DHUD | 2501-MISSIONS-FOS | 0 | 0 |
| | | | DOD | 2501-MISSIONS-FOS | 2,510,000 | 0 |
| | | | DOE | 2501-MISSIONS-FOS | 10,000 | 0 |
| | | | DOS | 2501-MISSIONS-FOS | 0 | 0 |
| | | | DOT | 2501-MISSIONS-FOS | 24,010,000 | 6,292 |
| | | | EPA | 2501-MISSIONS-FOS | 10,000 | 4,164 |
| | | | | 2507-MISSIONS-TA | 3,000,000 | 0 |
| | | | | 2508-MISSIONS-DFA | 27,000,000 | 490,047 |
| | | | FPS | 2501-MISSIONS-FOS | 5,452,500 | 54,485 |
| | | | GSA | 2501-MISSIONS-FOS | 11,260,000 | 0 |
| | | | HHS | 2501-MISSIONS-FOS | 50,000 | 0 |
| | | | | 2508-MISSIONS-DFA | 0 | 0 |

| Prog Code | State Name | Event Name | Agency | Program Name | Obligations | Expenditures |
|---------------------|------------|------------|---------|-------------------|--------------------|-------------------|
| | | | NCS | 2501-MISSIONS-FOS | 73,000 | 0 |
| | | | TREAS | 2501-MISSIONS-FOS | 180,000 | 30,496 |
| | | | TVA | 2501-MISSIONS-FOS | 3,457,622 | 988,528 |
| | | | USCG | 2501-MISSIONS-FOS | 2,275,000 | 0 |
| | | | | 2508-MISSIONS-DFA | 0 | 0 |
| | | | USDA | 2501-MISSIONS-FOS | 20,000 | 0 |
| | | | USFS | 2501-MISSIONS-FOS | 1,260,000 | 0 |
| | | | USGS | 2501-MISSIONS-FOS | 70,500 | 0 |
| | | | USPS | 2501-MISSIONS-FOS | 1,000,000 | 17,319 |
| 1605DR Total | | | | | 263,478,622 | 62,516,731 |
| 1606DR | TEXAS | RITA | ARC | 2501-MISSIONS-FOS | 30,000 | 0 |
| | | | BIA | 2508-MISSIONS-DFA | 317,600 | 0 |
| | | | CNCS | 2508-MISSIONS-DFA | 240,000 | 0 |
| | | | COE-SWD | 2501-MISSIONS-FOS | 61,095,000 | 2,866,841 |
| | | | | 2507-MISSIONS-TA | 100,000 | 7,204 |
| | | | | 2508-MISSIONS-DFA | 220,350,000 | 77,176 |
| | | | DHUD | 2501-MISSIONS-FOS | 120,000 | 0 |
| | | | DOD | 2501-MISSIONS-FOS | 23,100,000 | 0 |
| | | | | 2508-MISSIONS-DFA | 2,810,000 | 0 |
| | | | DOE | 2501-MISSIONS-FOS | 50,000 | 0 |
| | | | DOI | 2501-MISSIONS-FOS | 5,000 | 0 |
| | | | DOT | 2501-MISSIONS-FOS | 15,100,000 | 902,189 |
| | | | EPA | 2501-MISSIONS-FOS | 10,000 | 0 |
| | | | FPS | 2501-MISSIONS-FOS | 6,110,000 | 0 |
| | | | GSA | 2501-MISSIONS-FOS | 30,000 | 0 |
| | | | HHS | 2501-MISSIONS-FOS | 23,000,000 | 0 |
| | | | NCS | 2501-MISSIONS-FOS | 340,000 | 0 |
| | | | NGA | 2501-MISSIONS-FOS | 690,000 | 0 |
| | | | NOAA | 2501-MISSIONS-FOS | 2,790,000 | 0 |
| | | | TREAS | 2501-MISSIONS-FOS | 70,000 | 0 |
| | | | TVA | 2501-MISSIONS-FOS | 2,000,000 | 0 |
| | | | USCG | 2501-MISSIONS-FOS | 100,000 | 0 |
| | | | | 2508-MISSIONS-DFA | 8,000,000 | 0 |
| | | | USDA | 2501-MISSIONS-FOS | 280,000 | 0 |
| | | | | 2508-MISSIONS-DFA | 650,000 | 0 |
| | | | USFS | 2501-MISSIONS-FOS | 124,050,000 | 0 |
| | | | USGS | 2501-MISSIONS-FOS | 8,000 | 0 |

| Prog Code | State Name | Event Name | Agency | Program Name | Obligations | Expenditures |
|---------------------|-------------------|------------|---------|-------------------|--------------------|------------------|
| | | | USPC | 2501-MISSIONS-FOS | 1,000,000 | 0 |
| | | | VA | 2508-MISSIONS-DFA | 10,000,000 | 0 |
| 1606DR Total | | | | | 502,445,600 | 3,853,411 |
| 1607DR | LOUISIANA | RITA | BUREC | 2501-MISSIONS-FOS | 1,000,000 | 0 |
| | | | CDC | 2501-MISSIONS-FOS | 0 | 0 |
| | | | COE-MVD | 2501-MISSIONS-FOS | 2,825,000 | 217,172 |
| | | | | 2507-MISSIONS-TA | 1,000,000 | 57,353 |
| | | | | 2508-MISSIONS-DFA | 380,500,000 | 774,613 |
| | | | DOD | 2501-MISSIONS-FOS | 10,000,000 | 0 |
| | | | | 2508-MISSIONS-DFA | 11,000,000 | 0 |
| | | | DOT | 2501-MISSIONS-FOS | 25,110,000 | 722,184 |
| | | | | 2508-MISSIONS-DFA | 10,000,000 | 125,865 |
| | | | EPA | 2508-MISSIONS-DFA | 39,500,000 | 0 |
| | | | FPS | 2501-MISSIONS-FOS | 5,000,000 | 0 |
| | | | GSA | 2501-MISSIONS-FOS | 500,000 | 0 |
| | | | HHS | 2508-MISSIONS-DFA | 20,100,000 | 0 |
| | | | NCS | 2501-MISSIONS-FOS | 5,002,685 | 0 |
| | | | TREAS | 2501-MISSIONS-FOS | 10,000 | 0 |
| USCG | 2508-MISSIONS-DFA | 18,400,000 | 0 | | | |
| USDA | 2508-MISSIONS-DFA | 5,500,000 | 0 | | | |
| USFS | 2508-MISSIONS-DFA | 35,000,000 | 0 | | | |
| USGS | 2508-MISSIONS-DFA | 36,000 | 0 | | | |
| 1607DR Total | | | | | 570,483,685 | 1,897,188 |
| 1609DR | FLORIDA | WILMA | CIA | 2501-MISSIONS-FOS | 200,000 | 0 |
| | | | CNCS | 2508-MISSIONS-DFA | 1,250,000 | 0 |
| | | | COE-SAD | 2501-MISSIONS-FOS | 70,822,000 | 6,587,108 |
| | | | | 2507-MISSIONS-TA | 600,000 | 13,795 |
| | | | | 2508-MISSIONS-DFA | 222,350,000 | 733,254 |
| | | | DOC | 2501-MISSIONS-FOS | 200,000 | 0 |
| | | | DOD | 2501-MISSIONS-FOS | 2,650,000 | 0 |
| | | | | 2508-MISSIONS-DFA | 900,000 | 0 |
| | | | DOE | 2501-MISSIONS-FOS | 55,000 | 0 |
| | | | DOI | 2508-MISSIONS-DFA | 28,384 | 0 |
| DOT | 2501-MISSIONS-FOS | 20,083,000 | 44,306 | | | |
| EPA | 2501-MISSIONS-FOS | 40,000 | 0 | | | |
| | 2507-MISSIONS-TA | 100,000 | 0 | | | |
| | 2508-MISSIONS-DFA | 300,000 | 0 | | | |
| FPS | 2501-MISSIONS-FOS | 30,371,512 | 0 | | | |

| Prog Code | State Name | Event Name | Agency | Program Name | Obligations | Expenditures |
|---------------------|-------------|------------|---------|-------------------|--------------------|------------------|
| | | | | 2508-MISSIONS-DFA | 150,000 | 0 |
| | | | GSA | 2501-MISSIONS-FOS | 130,000 | 3,334 |
| | | | HHS | 2501-MISSIONS-FOS | 1,230,000 | 0 |
| | | | | 2508-MISSIONS-DFA | 8,165,000 | 0 |
| | | | NCS | 2501-MISSIONS-FOS | 40,000 | 0 |
| | | | | 2508-MISSIONS-DFA | 0 | 0 |
| | | | NOAA | 2508-MISSIONS-DFA | 115,000 | 0 |
| | | | NPS | 2501-MISSIONS-FOS | 0 | 0 |
| | | | SSA | 2501-MISSIONS-FOS | 200,000 | 0 |
| | | | USCG | 2501-MISSIONS-FOS | 50,000 | 0 |
| | | | | 2508-MISSIONS-DFA | 70,000 | 0 |
| | | | USDA | 2501-MISSIONS-FOS | 330,000 | 0 |
| | | | USDJ | 2501-MISSIONS-FOS | 45,000 | 0 |
| | | | USFS | 2501-MISSIONS-FOS | 5,580,000 | 0 |
| | | | USFWS | 2501-MISSIONS-FOS | 0 | 0 |
| | | | USGS | 2501-MISSIONS-FOS | 2,500 | 0 |
| 1609DR Total | | | | | 366,057,396 | 7,381,798 |
| 3212EM | LOUISIANA | KATRINA | DOD | 2501-MISSIONS-FOS | 250,000 | 0 |
| | | | DOT | 2501-MISSIONS-FOS | 6,120,000 | 62,555 |
| | | | GSA | 2501-MISSIONS-FOS | 4,000,000 | 0 |
| | | | | 2508-MISSIONS-DFA | 1,500,000 | 0 |
| | | | NCS | 2501-MISSIONS-FOS | 0 | 0 |
| 3212EM Total | | | | | 11,870,000 | 62,555 |
| 3213EM | MISSISSIPPI | KATRINA | COE-MVD | 2501-MISSIONS-FOS | 160,561 | 56,405 |
| | | | COE-SAD | 2501-MISSIONS-FOS | 0 | 0 |
| | | | DOD | 2501-MISSIONS-FOS | 10,000 | 8,103 |
| | | | DOE | 2501-MISSIONS-FOS | 20,000 | 0 |
| | | | DOT | 2501-MISSIONS-FOS | 35,000 | 16,074 |
| | | | EPA | 2501-MISSIONS-FOS | 10,000 | 6,189 |
| | | | FPS | 2501-MISSIONS-FOS | 188,608 | 0 |
| | | | GSA | 2501-MISSIONS-FOS | 1,760,000 | 0 |
| | | | HHS | 2501-MISSIONS-FOS | 50,000 | 0 |
| | | | NCS | 2501-MISSIONS-FOS | 10,000 | 0 |
| | | | TVA | 2501-MISSIONS-FOS | 288,000 | 0 |
| | | | USDA | 2501-MISSIONS-FOS | 20,000 | 0 |
| | | | USFS | 2501-MISSIONS-FOS | 60,288 | 0 |
| 3213EM Total | | | | | 2,612,457 | 86,770 |

| Prog Code | State Name | Event Name | Agency | Program Name | Obligations | Expenditures |
|---------------------|-------------------|------------|---------|-------------------|------------------|--------------|
| 3214EM | ALABAMA | KATRINA | APHIS | 2501-MISSIONS-FOS | 0 | 0 |
| | | | COE-SAD | 2501-MISSIONS-FOS | 0 | 0 |
| | | | DOD | 2501-MISSIONS-FOS | 0 | 0 |
| | | | DOE | 2501-MISSIONS-FOS | 0 | 0 |
| | | | DOT | 2501-MISSIONS-FOS | 0 | 0 |
| | | | EPA | 2501-MISSIONS-FOS | 0 | 0 |
| | | | | 2507-MISSIONS-TA | 0 | 0 |
| | | | FPS | 2501-MISSIONS-FOS | 31,478 | 0 |
| | | | GSA | 2501-MISSIONS-FOS | 0 | 0 |
| | | | HHS | 2501-MISSIONS-FOS | 0 | 0 |
| | | | NCS | 2501-MISSIONS-FOS | 0 | 0 |
| | | | TVA | 2501-MISSIONS-FOS | 0 | 0 |
| | | | USCG | 2501-MISSIONS-FOS | 0 | 0 |
| | | | USDA | 2501-MISSIONS-FOS | 0 | 0 |
| USFS | 2501-MISSIONS-FOS | 0 | 0 | | | |
| 3214EM Total | | | | | 31,478 | 0 |
| 3215EM | ARKANSAS | KATRINA | DOT | 2501-MISSIONS-FOS | 50,000 | 0 |
| | | | | 2508-MISSIONS-DFA | 500,000 | 0 |
| | | | FPS | 2501-MISSIONS-FOS | 345,000 | 0 |
| | | | GSA | 2501-MISSIONS-FOS | 60,000 | 7,452 |
| | | | HHS | 2501-MISSIONS-FOS | 10,000 | 0 |
| | | | | 2508-MISSIONS-DFA | 3,000,000 | 0 |
| 3215EM Total | | | | | 3,965,000 | 7,452 |
| 3216EM | TEXAS | KATRINA | CDC | 2508-MISSIONS-DFA | 2,675,000 | 0 |
| | | | DHUD | 2501-MISSIONS-FOS | 100,000 | 0 |
| | | | DOD | 2501-MISSIONS-FOS | 20,000 | 0 |
| | | | | 2508-MISSIONS-DFA | 0 | 0 |
| | | | DOED | 2501-MISSIONS-FOS | 25,000 | 0 |
| | | | DOT | 2501-MISSIONS-FOS | 4,000,000 | 0 |
| | | | | 2508-MISSIONS-DFA | 2,500,000 | 0 |
| | | | FPS | 2501-MISSIONS-FOS | 6,000,000 | 0 |
| | | | GSA | 2501-MISSIONS-FOS | 285,000 | 7,872 |
| | | | HHS | 2501-MISSIONS-FOS | 80,000 | 0 |
| | | | | 2508-MISSIONS-DFA | 10,050,000 | 0 |
| | | | ICE | 2501-MISSIONS-FOS | 500,000 | 0 |
| | | | TVA | 2501-MISSIONS-FOS | 890,000 | 0 |
| USFS | 2501-MISSIONS-FOS | 5,000 | 0 | | | |
| | 2508-MISSIONS-DFA | 22,500,000 | 0 | | | |

| Prog Code | State Name | Event Name | Agency | Program Name | Obligations | Expenditures |
|---------------------|------------|------------|---------|-------------------|-------------------|--------------|
| | | | USGS | 2508-MISSIONS-DFA | 15,000 | 0 |
| 3216EM Total | | | | | 49,645,000 | 7,872 |
| 3217EM | TENNESSEE | KATRINA | HHS | 2501-MISSIONS-FOS | 2,000 | 0 |
| | | | | 2507-MISSIONS-TA | 5,000 | 0 |
| | | | USDA | 2501-MISSIONS-FOS | 0 | 0 |
| 3217EM Total | | | | | 7,000 | 0 |
| 3218EM | GEORGIA | KATRINA | HHS | 2501-MISSIONS-FOS | 52,000 | 0 |
| | | | USDA | 2501-MISSIONS-FOS | 0 | 0 |
| 3218EM Total | | | | | 52,000 | 0 |
| 3222EM | NORTH CARO | KATRINA | HHS | 2501-MISSIONS-FOS | 2,000 | 0 |
| | | | USDA | 2501-MISSIONS-FOS | 0 | 0 |
| 3222EM Total | | | | | 2,000 | 0 |
| 3223EM | UTAH | KATRINA | GSA | 2508-MISSIONS-DFA | 5,000 | 0 |
| 3223EM Total | | | | | 5,000 | 0 |
| 3224EM | COLORADO | KATRINA | GSA | 2501-MISSIONS-FOS | 0 | 0 |
| 3224EM Total | | | | | 0 | 0 |
| 3231EM | KENTUCKY | KATRINA | HHS | 2501-MISSIONS-FOS | 2,000 | 0 |
| | | | USDA | 2501-MISSIONS-FOS | 0 | 0 |
| 3231EM Total | | | | | 2,000 | 0 |
| 3232EM | MISSOURI | KATRINA | ARC | 2501-MISSIONS-FOS | 5,000 | 0 |
| 3232EM Total | | | | | 5,000 | 0 |
| 3233EM | SOUTH CARO | KATRINA | HHS | 2501-MISSIONS-FOS | 2,000 | 0 |
| | | | USDA | 2501-MISSIONS-FOS | 0 | 0 |
| 3233EM Total | | | | | 2,000 | 0 |
| 3237EM | ALABAMA | KATRINA | HHS | 2508-MISSIONS-DFA | 1,000,000 | 0 |
| 3237EM Total | | | | | 1,000,000 | 0 |
| 3241EM | ARIZONA | KATRINA | USFS | 2501-MISSIONS-FOS | 2,000,000 | 181 |
| 3241EM Total | | | | | 2,000,000 | 181 |
| 3259EM | FLORIDA | RITA | APHIS | 2501-MISSIONS-FOS | 10,000 | 0 |
| | | | | 2508-MISSIONS-DFA | 10,000 | 0 |
| | | | COE-NAD | 2501-MISSIONS-FOS | 0 | 0 |
| | | | COE-SAD | 2501-MISSIONS-FOS | 155,000 | 22,495 |
| | | | DOD | 2501-MISSIONS-FOS | 255,000 | 0 |
| | | | DOE | 2501-MISSIONS-FOS | 10,000 | 0 |
| | | | DOT | 2501-MISSIONS-FOS | 10,000 | 0 |
| | | | EPA | 2501-MISSIONS-FOS | 10,000 | 0 |
| | | | FPS | 2501-MISSIONS-FOS | 10,000 | 0 |

| Prog Code | State Name | Event Name | Agency | Program Name | Obligations | Expenditures |
|---------------------|------------|------------|---------|-------------------|----------------------|--------------------|
| | | | GSA | 2501-MISSIONS-FOS | 0 | 0 |
| | | | HHS | 2501-MISSIONS-FOS | 10,000 | 0 |
| | | | NCS | 2501-MISSIONS-FOS | 10,000 | 0 |
| | | | USCG | 2501-MISSIONS-FOS | 16,000 | 0 |
| | | | USDA | 2501-MISSIONS-FOS | 10,000 | 0 |
| | | | USFS | 2501-MISSIONS-FOS | 730,000 | 0 |
| 3259EM Total | | | | | 1,246,000 | 22,495 |
| 3260EM | LOUISIANA | RITA | COE-MVD | 2508-MISSIONS-DFA | 0 | 0 |
| | | | DOD | 2501-MISSIONS-FOS | 0 | 0 |
| | | | | 2508-MISSIONS-DFA | 1,000,000 | 0 |
| | | | DOT | 2508-MISSIONS-DFA | 0 | 0 |
| | | | EPA | 2501-MISSIONS-FOS | 25,000 | 0 |
| | | | FPS | 2501-MISSIONS-FOS | 125,000 | 0 |
| | | | EPA | 2501-MISSIONS-FOS | 25,000 | 0 |
| | | | FPS | 2501-MISSIONS-FOS | 125,000 | 0 |
| | | | | 2508-MISSIONS-DFA | 100,000 | 0 |
| | | | HHS | 2508-MISSIONS-DFA | 0 | 0 |
| | | | USCG | 2501-MISSIONS-FOS | 25,000 | 0 |
| 3260EM Total | | | | | 1,275,000 | 0 |
| 3261EM | TEXAS | RITA | ARC | 2501-MISSIONS-FOS | 10,000 | 0 |
| | | | CBP | 2501-MISSIONS-FOS | 12,000,000 | 0 |
| | | | COE-SWD | 2501-MISSIONS-FOS | 10,090,000 | 0 |
| | | | | 2508-MISSIONS-DFA | 5,000,000 | 0 |
| | | | DOD | 2501-MISSIONS-FOS | 11,315,000 | 0 |
| | | | DOT | 2501-MISSIONS-FOS | 16,800,000 | 0 |
| | | | EPA | 2501-MISSIONS-FOS | 5,000,000 | 0 |
| | | | FPS | 2501-MISSIONS-FOS | 100,000 | 0 |
| | | | GSA | 2501-MISSIONS-FOS | 10,000 | 0 |
| | | | HHS | 2501-MISSIONS-FOS | 40,180,000 | 0 |
| | | | NCS | 2501-MISSIONS-FOS | 510,000 | 0 |
| | | | USCG | 2501-MISSIONS-FOS | 322,000 | 0 |
| | | | USDA | 2501-MISSIONS-FOS | 30,000 | 0 |
| | | | USFS | 2501-MISSIONS-FOS | 21,125,000 | 0 |
| 3261EM Total | | | | | 122,492,000 | 0 |
| Grand Total | | | | | 8,542,941,775 | 580,716,861 |

FINANCIAL INFORMATION TOOL

**SUMMARY OF ALL PUBLIC ASSISTANCE OBLIGATIONS FOR
NEW ORLEANS METROPOLITAN STATISTICAL AREA ONLY**

AS OF 03-22-2006

| PROGRAM CODE | PROGRAM NAME | VENDOR COUNTY | NEMIS APPROVED OBLIGATIONS |
|--------------------|------------------------|-----------------------|----------------------------|
| Katrina | 416X-PUBLIC ASSISTANCE | Jefferson | 110,315,766.18 |
| | | Orleans | 244,485,431.80 |
| | | Plaquemines | 67,058,892.95 |
| | | St. Bernard | 112,372,173.33 |
| | | St. Charles | 19,792,273.37 |
| | | St. James | 1,599,677.54 |
| | | St. John the Baptist | 2,369,412.98 |
| | | St. Tammany | 162,115,964.82 |
| | Total | 720,109,592.97 | |
| Rita | 416X-PUBLIC ASSISTANCE | Jefferson | 204,274.13 |
| | | Orleans | 29,745.67 |
| | | St. Bernard | 20,495.97 |
| | | St. Charles | 288,952.41 |
| | | St. James | 2,012.25 |
| | | Total | 545,480.43 |
| GRAND TOTAL | | | 720,655,073.40 |

FINANCIAL INFORMATION TOOL

PUBLIC ASSISTANCE OBLIGATIONS FOR NEW ORLEANS METROPOLITAN STATISTICAL AREA ONLY

AS OF 03-22-2006

| PROGRAM NAME | PROGRAM CATEGORY | VENDOR COUNTY | NEMIS APPROVED OBLIGATIONS | | |
|---------------------------|---------------------------------|----------------------|----------------------------|----------------------|-----------------------|
| | | | KATRINA | RITA | GRAND TOTAL |
| | | | 1603DR | 1607DR | |
| 416X-PUBLIC ASSISTANCE | 416X-A DEBRIS REMOVAL | Jefferson | 78,174,638.07 | 204,274.13 | 78,378,912.20 |
| | | Orleans | 11,768,225.89 | | 11,768,225.89 |
| | | Plaquemines | 15,224,483.79 | | 15,224,483.79 |
| | | St. Bernard | 18,984,634.13 | | 18,984,634.13 |
| | | St. Charles | 802,365.67 | | 802,365.67 |
| | | St. James | 398,054.93 | | 398,054.93 |
| | | St. John the Baptist | 378,876.83 | | 378,876.83 |
| | | St. Tammany | 138,985,999.83 | | 138,985,999.83 |
| | | | 264,717,279.14 | 204,274.13 | 264,921,553.27 |
| | 416X-B PROTECTIVE MEASURES | Jefferson | 30,153,213.11 | | 30,153,213.11 |
| | | Orleans | 136,362,666.70 | 29,745.67 | 136,392,412.37 |
| | | Plaquemines | 23,693,114.91 | | 23,693,114.91 |
| | | St. Bernard | 66,926,278.42 | 20,495.97 | 66,946,774.39 |
| | | St. Charles | 17,610,991.26 | 288,952.41 | 17,899,943.67 |
| | | St. James | 985,107.66 | 2,012.25 | 987,119.91 |
| | | St. John the Baptist | 1,744,834.02 | | 1,744,834.02 |
| | | St. Tammany | 17,440,292.41 | | 17,440,292.41 |
| | | | 294,916,498.49 | 341,206.30 | 295,257,704.79 |
| | 416X-C ROADS & BRIDGES | Jefferson | 0.00 | | 0.00 |
| | | Orleans | 1,816,801.20 | | 1,816,801.20 |
| | | Plaquemines | 538,043.29 | | 538,043.29 |
| | | St. Bernard | 1,338,003.31 | | 1,338,003.31 |
| | | St. John the Baptist | 99,803.93 | | 99,803.93 |
| | | St. Tammany | 1,613,741.99 | | 1,613,741.99 |
| | | | 5,406,393.72 | | 5,406,393.72 |
| | 416X-D WATER CONTROL FACILITIES | Jefferson | 103,273.15 | | 103,273.15 |
| | | Plaquemines | 643,552.20 | | 643,552.20 |
| | | St. Bernard | 97,750.29 | | 97,750.29 |
| St. Tammany | | 693,660.29 | | 693,660.29 | |
| | | 1,538,235.93 | | 1,538,235.93 | |
| 416X-E PUBLIC BUILDINGS | Jefferson | 1,529,746.72 | | 1,529,746.72 | |
| | Orleans | 32,688,184.59 | | 32,688,184.59 | |
| | Plaquemines | 23,261,269.15 | | 23,261,269.15 | |
| | St. Bernard | 21,426,628.47 | | 21,426,628.47 | |
| | St. Charles | 1,359,416.40 | | 1,359,416.40 | |
| | St. James | 140,850.92 | | 140,850.92 | |
| | St. John the Baptist | 139,411.21 | | 139,411.21 | |
| | St. Tammany | 1,485,939.35 | | 1,485,939.35 | |
| | | 82,031,446.81 | | 82,031,446.81 | |
| 416X-F PUBLIC UTILITIES | Jefferson | 17,706.02 | | 17,706.02 | |
| | Orleans | 56,215,648.02 | | 56,215,648.02 | |
| | St. Bernard | 633,526.92 | | 633,526.92 | |
| | St. Charles | 19,500.04 | | 19,500.04 | |
| | St. James | 4,152.24 | | 4,152.24 | |
| | St. Tammany | 1,713,785.36 | | 1,713,785.36 | |
| | | 58,604,318.60 | | 58,604,318.60 | |
| 416X-G RECREATIONAL/OTHER | Jefferson | 337,189.11 | | 337,189.11 | |
| | Orleans | 5,633,905.40 | | 5,633,905.40 | |
| | Plaquemines | 3,698,429.61 | | 3,698,429.61 | |
| | St. Bernard | 2,965,351.79 | | 2,965,351.79 | |
| | St. Charles | 0.00 | | 0.00 | |
| | St. James | 71,511.79 | | 71,511.79 | |
| | St. John the Baptist | 6,486.99 | | 6,486.99 | |
| St. Tammany | 182,545.59 | | 182,545.59 | | |
| | | 12,895,420.28 | | 12,895,420.28 | |
| Grand Total | | | 720,109,592.97 | 545,480.43 | 720,655,073.40 |

DISASTER RELIEF Terms Used

Direct/Support: Direct disaster programs provide resources to specifically address the short-, medium-, and long-term consequences of an event on both individuals and communities for declared disasters, emergencies, and fire management assistance grants. Direct costs also support pre-declaration activity (e.g., pre-positioning equipment and people before a hurricane strikes). Disaster support programs allow the Federal Emergency Management Agency (FEMA) to maintain critical, ongoing disaster operations and support infrastructure that supports the timely delivery of all of FEMA's disaster assistance programs. These resources provide for disaster-related support activities, which encompass ongoing operational capabilities that are not readily attributable to any one specific declared disaster.

Allocations: Funds set aside for declarations based on estimated needs for the next 30 days or less.

Commitments: Funds reserved in financial system based on specific requisitions in anticipation of their obligation.

Obligations: Obligations are recorded against allocated funds when contracts are signed, grants awarded, trips taken, mission assignments signed, etc.

Mission Assignments: Through Mission Assignments, FEMA tasks and reimburses Other Federal Agencies (OFAs) for providing services under the Stafford Act. These Mission Assignments fall into three categories:

- *Technical Assistance (TA):* OFAs provide expertise to States; 100% Federally funded; No State cost share
- *Direct Federal Assistance (DFA):* Requested by State; subject to State cost share (unless waived in response timeframe); Goods and services provided to the State to save lives and protect property
- *Federal Operations Support (FOS):* 100% Federally funded; No State cost share; Fed to Fed field operations support. This category reflects agreements with Federal agencies to perform services such as providing search and rescue operations, health and medical support, assisting with disease prevention and control, transportation of disaster victims, and delivery of food, water and other essential commodities to disaster victims.

Human Services Categories:

- *Unemployment:* Disaster Unemployment Assistance for individuals who lose their job as a result of a Presidentially-declared disaster and are not covered by regular unemployment insurance.

- *Crisis Counseling*: Short-term services, provided by FEMA as supplemental funds granted to State and local mental health agencies, available to eligible survivors of Presidentially-declared major disasters.
- *Legal Services*: Legal advice for low income individuals regarding cases that will not produce a fee, provided by The Young Lawyers Division of the American Bar Association, through an agreement with FEMA.
- *Inspections*: Inspections to assess disaster damage.
- *Other Needs Assistance*: Medical, dental, funeral cost, transportation cost and other disaster-related needs within a total cap for Individual Assistance of \$26,200 per individual or household.
- *Housing Assistance*: Lodging expenses reimbursement (for a hotel or motel), rental assistance, home repair cash grant and home replacement cash grants within a total cap for Individual Assistance of \$26,200 per individual or household.

Mitigation:

- *Hazard Mitigation*: Long-term hazard mitigation measures after a major disaster declaration. The purpose of the program is to reduce the loss of life and property due to natural disasters and to enable mitigation measures to be implemented during the immediate recovery from a disaster.