

Department of Homeland Security - Federal Emergency Management Agency

Weekly Disaster Relief Finance (DRF) Report

3-01-2006

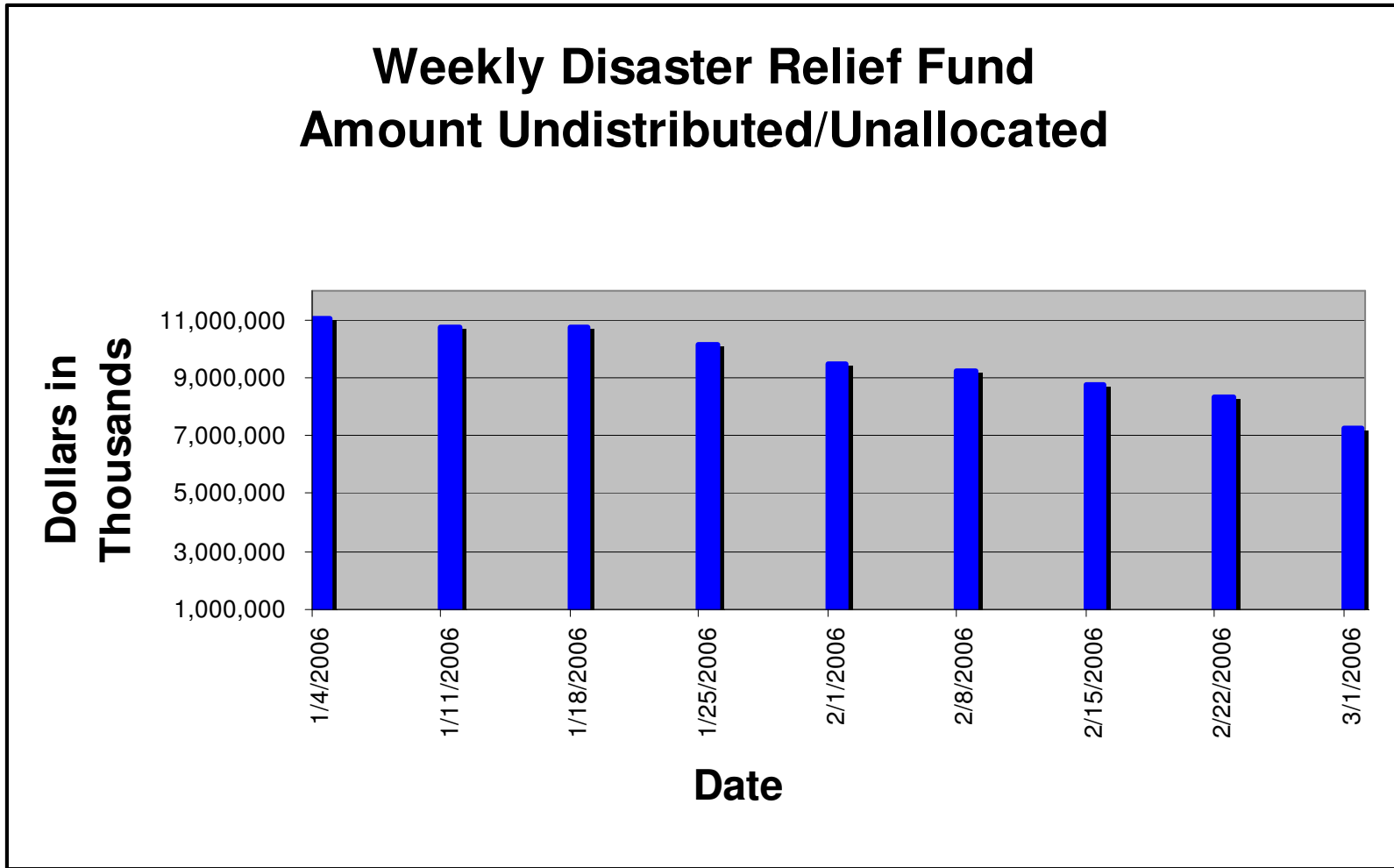
Congressional Weekly Report

TABLE OF CONTENTS

File	Title of File	Description	No. of Pages
Intro.	Graphical Representations	Graphic Analysis: <ul style="list-style-type: none"> ▪ DRF Amount Undistributed ▪ Allocations and Obligations for Katrina ▪ Manufactured Housing 	3
1	Disaster Relief Fund – Status Report	Status of the Disaster Relief Fund	2
2	Katrina, Rita and Wilma Declarations	Declarations by Major Object Class, Declarations by Program Area and Mission Assignments	11
3	National Flood Insurance Program Data as of 2-27-2006	Flood Insurance Claims made to Feds, by State; Homes Damaged without Flood Insurance, by State; Households Individual Claim Fully Paid, by State	1
4	Housing Data	Shelter, Hotel, and Manufactured Housing Information	2
5	Katrina, Rita and Wilma Declarations	Vendor Details; Credit Card data; Obligations greater than \$50,000,000; Declarations; Missions Details	53
6	Disaster Relief Terms	Definitions	2

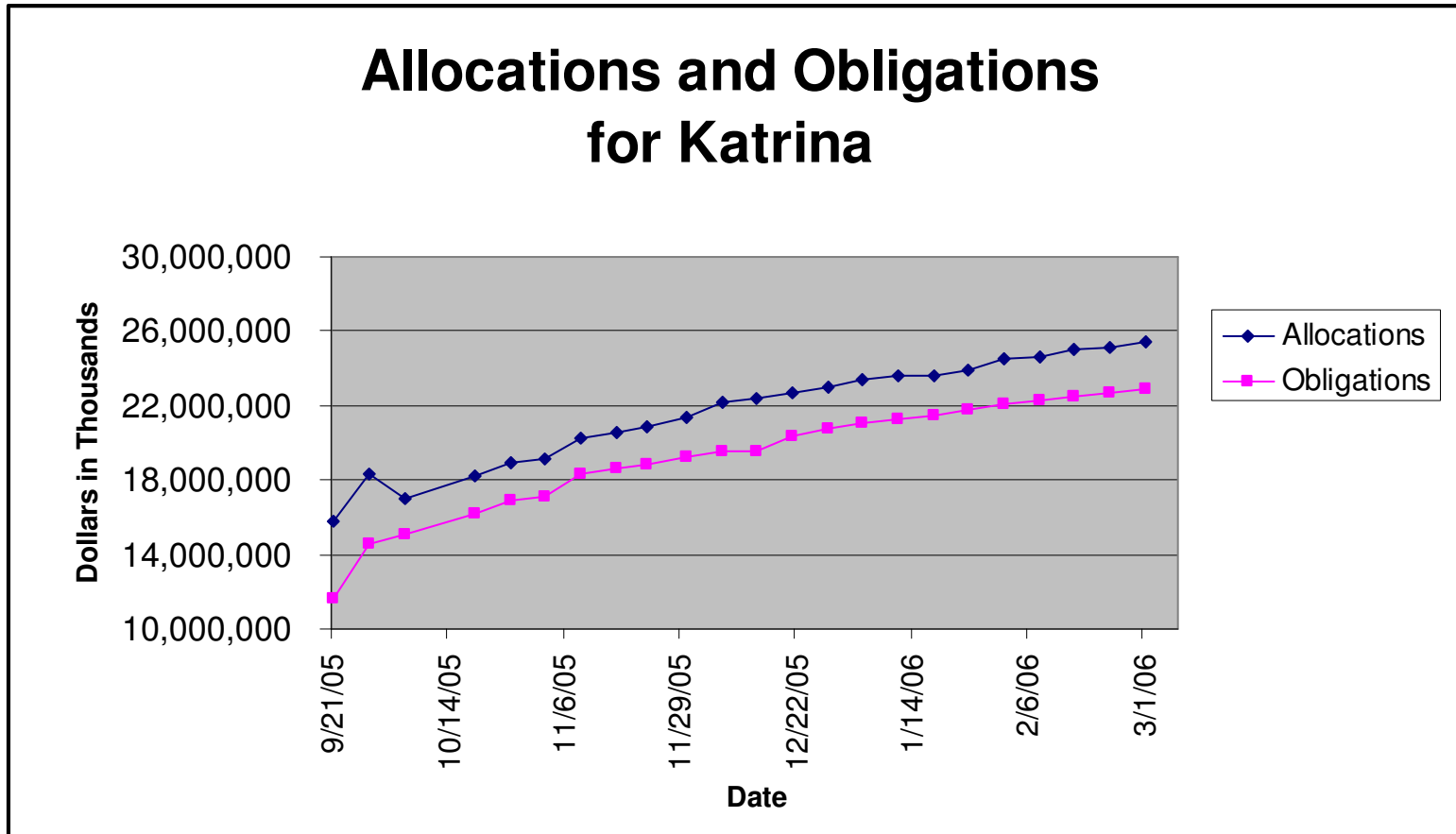
HOMELAND SECURITY - FEDERAL EMERGENCY MANAGEMENT AGENCY
DISASTER RELIEF FUND

As of 03/01/06



HOMELAND SECURITY - FEDERAL EMERGENCY MANAGEMENT AGENCY
DISASTER RELIEF FUND

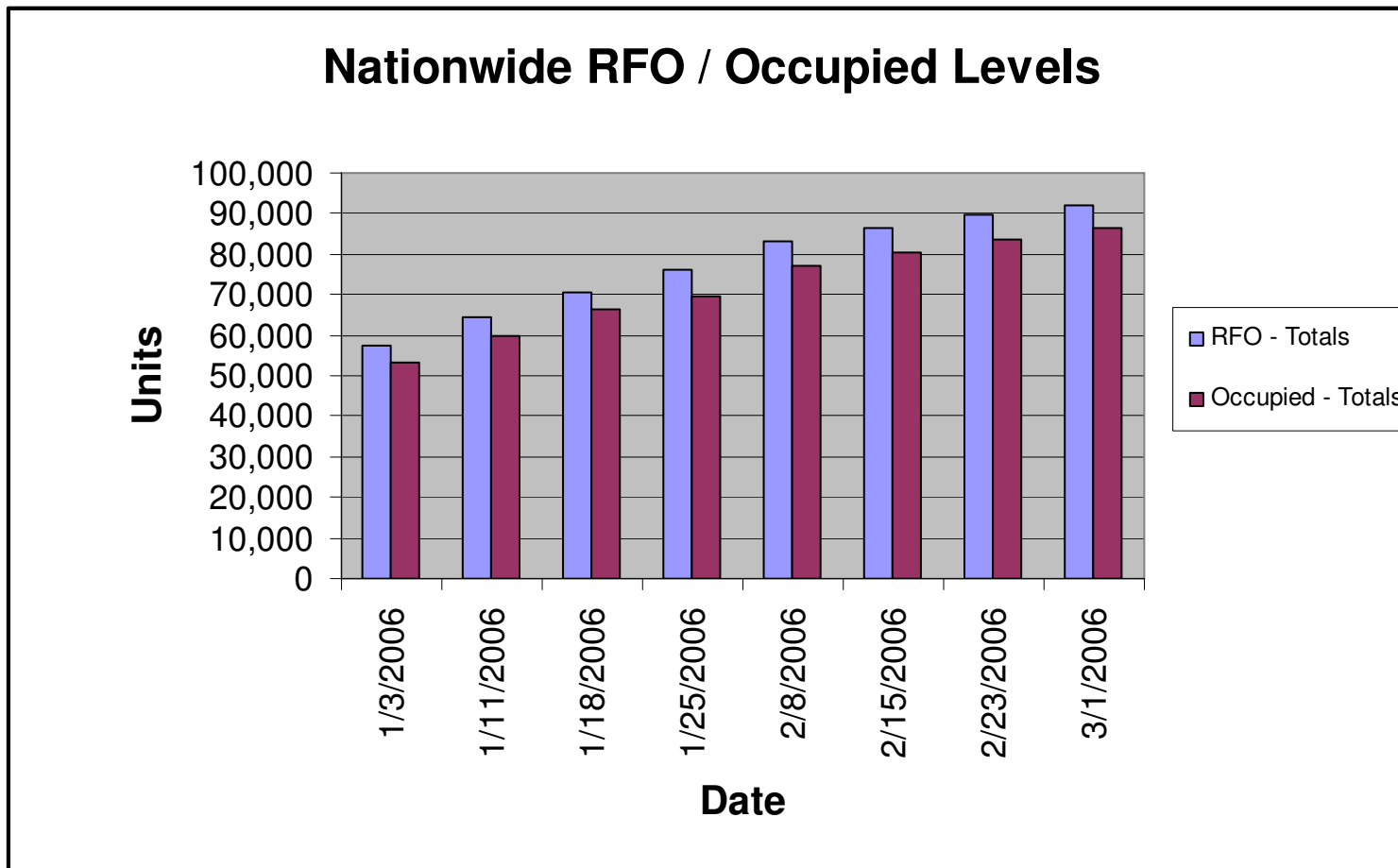
As of 03/01/06



HOMELAND SECURITY - FEDERAL EMERGENCY MANAGEMENT AGENCY
DISASTER RELIEF FUND

As of 03/1/06

Manufactured Housing Data
Mobile Homes and Travel Trailers Ready for Occupation (RFO) and Occupied



HOMELAND SECURITY - FEDERAL EMERGENCY MANAGEMENT AGENCY
DISASTER RELIEF FUND - FY-2006 ACTIVITY
Dollars in Thousands
As of 03/01/06 @7:00 AM

Status of the Disaster Relief Fund

	<u>Change Since</u>	
	<u>Direct/Support</u>	<u>Last Report</u>
Status of Obligations:		
FY 2005 APPROPRIATION AVAILABLE:	69,687,736	0
FY 2005 OBLIGATIONS (net of recoveries)	23,158,726	0
FY 2005 UNOBLIGATED BALANCE	46,529,010	0
FY 2006 APPROPRIATION AVAILABLE ¹	24,543,309	(712,000)
TOTAL OBLIGATIONS FY 2006 (net)	12,966,087	287,196
Obligations-FY '05 Recoveries	1,135,799	(0)
Less: TOTAL OBLIGATIONS FY 2006 (gross):	14,101,886	287,196
UNOBLIGATED BALANCE:	10,441,423	(999,196)
Status of Commitments:		
Less: TOTAL COMMITMENTS	16,679,453	338,329
UNCOMMITTED BALANCE	7,863,856	(1,050,329)
Status of Allocations:		
FUNDS ALLOCATED FY 2005	23,158,726	0
FUNDS ALLOCATED FY 2006	17,296,751	403,306
Less: TOTAL OBLIGATIONS FY 2006 (gross):	14,101,886	287,196
UNOBLIGATED ALLOCATION:	3,194,865	116,110
Amount Undistributed/Unallocated:	7,246,558	(1,115,306)

¹ Includes the rescission of \$23,409,300,000, transfer of \$752,500,000 to the Disaster Assistance Direct Loan Program Account, recoveries of \$1,135,799,000, the addition of the FY 2006 annual appropriation of \$1,752,300,000, and the transfer of \$712,000,000 to the Small Business Administration for the Disaster Loan Program Account.

HOMELAND SECURITY - FEDERAL EMERGENCY MANAGEMENT AGENCY
DISASTER RELIEF FUND
Dollars in Thousands
As of 03/01/06 @7:00 AM

Status of the Katrina Disaster Relief Funds

	<u>Change Since</u>	
	<u>Direct/Support</u>	<u>Last Report</u>
Status of Allocations:		
FUNDS ALLOCATED:	25,442,567	285,205
Less: TOTAL OBLIGATIONS (gross):	22,932,081	204,737
UNOBLIGATED ALLOCATION:	2,510,485	80,467
Status of Obligations:		
TOTAL OBLIGATIONS (gross):	22,932,081	204,737

Status of the Rita Disaster Relief Funds

	<u>Change Since</u>	
	<u>Direct/Support</u>	<u>Last Report</u>
Status of Allocations:		
FUNDS ALLOCATED:	3,690,494	24,064
Less: TOTAL OBLIGATIONS (gross):	3,362,359	16,027
UNOBLIGATED ALLOCATION:	328,134	8,036
Status of Obligations:		
TOTAL OBLIGATIONS (gross):	3,362,359	16,027

Status of the Wilma Disaster Relief Funds

	<u>Change Since</u>	
	<u>Direct/Support</u>	<u>Last Report</u>
Status of Allocations:		
FUNDS ALLOCATED:	1,503,440	26,048
Less: TOTAL OBLIGATIONS (gross):	1,442,101	9,982
UNOBLIGATED ALLOCATION:	61,338	16,065
Status of Obligations:		
TOTAL OBLIGATIONS (gross):	1,442,101	9,982

Disaster Relief Fund: Details by Disaster Declaration (Katrina)						
Hurricane Katrina			Allocations	Obligations	Unobligated	
Florida	Declared 8/28/05	1602DR	186,367	168,311	18,056	
Louisiana	Declared 8/27/05	3212EM	12,508	12,508	0	
Louisiana	Declared 8/28/05	1603DR	15,210,133	13,654,023	1,556,110	
Subtotal, LA			15,222,641	13,666,531	1,556,110	
Mississippi	Declared 8/28/05	3213EM	2,623	2,623	0	
Mississippi	Declared 8/28/05	1604DR	7,745,651	6,925,757	819,894	
Subtotal, MS			7,748,274	6,928,380	819,894	
Alabama	Declared 8/28/05	3214EM	84	84	0	
Alabama	Declared 8/28/05	1605DR	1,662,361	1,586,884	75,477	
Subtotal, AL			1,662,446	1,586,969	75,477	
Evacuations						
Arkansas	Declared 9/02/05	3215EM	40,814	38,580	2,234	
Texas	Declared 9/02/05	3216EM	428,818	423,271	5,547	
Tennessee	Declared 9/05/05	3217EM	29,090	26,575	2,516	
Georgia	Declared 9/05/05	3218EM	19,492	18,917	575	
Oklahoma	Declared 9/05/05	3219EM	6,581	6,393	189	
Florida	Declared 9/05/05	3220EM	9,202	7,848	1,354	
West Virginia	Declared 9/05/05	3221EM	352	287	65	
North Carolina	Declared 9/05/05	3222EM	2,002	1,971	31	
Utah	Declared 9/05/05	3223EM	909	770	139	
Colorado	Declared 9/05/05	3224EM	10,954	10,856	98	
Michigan	Declared 9/07/05	3225EM	1,502	1,133	370	
District of Columbia	Declared 9/07/05	3226EM	660	542	118	
Washington	Declared 9/07/05	3227EM	3,160	3,076	84	
Oregon	Declared 9/07/05	3228EM	2,015	2,008	7	
New Mexico	Declared 9/07/05	3229EM	2,202	869	1,334	
Illinois	Declared 9/07/05	3230EM	2,662	920	1,742	
Kentucky	Declared 9/10/05	3231EM	4,022	3,934	88	
Missouri	Declared 9/10/05	3232EM	831	540	291	
South Carolina	Declared 9/10/05	3233EM	2,172	2,162	10	
South Dakota	Declared 9/10/05	3234EM	344	322	23	
Pennsylvania	Declared 9/10/05	3235EM	2,300	1,783	517	
Kansas	Declared 9/10/05	3236EM	196	169	27	
Alabama	Declared 9/10/05	3237EM	3,500	1,899	1,601	
Indiana	Declared 9/10/05	3238EM	4,201	3,842	359	
Iowa	Declared 9/10/05	3239EM	275	262	13	
Virginia	Declared 9/12/05	3240EM	570	442	128	
Arizona	Declared 9/12/05	3241EM	6,414	6,354	60	
Minnesota	Declared 9/13/05	3242EM	15,074	3,500	11,575	
Nevada	Declared 9/13/05	3243EM	3,763	794	2,969	
Idaho	Declared 9/13/05	3244EM	620	594	26	
Nebraska	Declared 9/13/05	3245EM	267	265	1	
Connecticut	Declared 9/13/05	3246EM	1,063	100	963	
North Dakota	Declared 9/13/05	3247EM	88	68	20	
California	Declared 9/13/05	3248EM	628	546	82	
Wisconsin	Declared 9/13/05	3249EM	3,576	2,817	759	
Ohio	Declared 9/13/05	3250EM	2,594	2,174	419	
Maryland	Declared 9/13/05	3251EM	3,121	821	2,300	
Massachusetts	Declared 9/13/05	3252EM	3,669	2,495	1,174	
Montana	Declared 9/13/05	3253EM	489	475	14	
Rhode Island	Declared 9/19/05	3255EM	1,037	207	830	
Maine	Declared 9/19/05	3256EM	106	6	100	
New Jersey	Declared 9/19/05	3257EM	159	141	17	
New Hampshire	Declared 9/19/05	3258EM	106	6	100	
New York	Declared 9/30/05	3262EM	1,188	1,157	31	
Delaware	Declared 9/30/05	3263EM	49	1	48	
Subtotal, Evacuations			622,839	581,890	40,949	
Total, Katrina			25,442,567	22,932,081	2,510,485	
Disaster Relief Fund: Details by Disaster Declaration (Rita)						
Hurricane Rita			Allocations	Obligations	Unobligated	
Florida	Declared 9/20/05	3259EM	10,046	9,583	463	
Louisiana	Declared 9/21/05	3260EM	1,275	1,275	0	
Louisiana	Declared 9/24/05	1607DR	1,591,950	1,478,313	113,637	
Subtotal, Louisiana			1,593,225	1,479,588	113,637	
Texas	Declared 9/21/05	3261EM	129,801	129,795	5	
Texas	Declared 9/24/05	1606DR	1,957,422	1,743,393	214,029	
Subtotal, Texas			2,087,223	1,873,189	214,034	
Total, Rita			3,690,494	3,362,359	328,134	
Disaster Relief Fund: Details by Disaster Declaration (Wilma)						
Hurricane Wilma			Allocations	Obligations	Unobligated	
Florida	Declared 10/24/05	1609DR	1,503,440	1,442,101	61,338	
Subtotal, FL			1,503,440	1,442,101	61,338	
Total, Wilma			1,503,440	1,442,101	61,338	

KATRINA DECLARATIONS BY MAJOR OBJECT CLASS

AS OF 03-01-2006 AT 7 AM

PROGRAM AREA	PROGRAM NAME	ALLOCATIONS	UN-OBLIGATED COMMITMENTS	OBLIGATIONS	UN-OBLIGATED ALLOCATIONS(c)	UN-LIQUIDATED OBLIGATIONS	EXPENDITURES	ALLOCATION AVAILABLE
1-HUMAN SERVICES	2503-UNEMPLOYMENT	221,184,814		221,527,958	(343,144)		221,527,958	(343,144)
	2504-CRISIS COUNSELING-NIMH	122,515,418		17,591,500	104,923,918	8,906,571	8,684,929	104,923,918
	2576-LEGAL SERVICES	122,500	130,492	35,500	87,000	31,625	3,875	(43,492)
	2592-INSPECTIONS	179,709,004	35,052,221	144,651,634	35,057,370	42,244,161	102,407,473	5,150
	4149-OTHER NEEDS ASSISTANCE	1,482,232,445		1,482,232,445		37,393,233	1,444,839,211	
	414X-HOUSING ASSISTANCE	3,935,317,800		3,935,317,712	89	118,449,309	3,816,868,403	89
	4152-CRISIS COUNSELING-SCC	34,756,707		31,483,003	3,273,704	22,576,034	8,906,969	3,273,704
	MANUFACTURED HOUSING	5,380,137,007	1,497,480,081	3,876,403,731	1,503,733,276	1,058,344,386	2,818,059,345	6,253,194
TOTAL	11,355,975,695	1,532,662,794	9,709,243,483	1,646,732,213	1,287,945,319	8,421,298,164	114,069,419	
2-INFRASTRUCTURE	2594-INSPECTIONS	285,364,400	55,080,400	230,107,600	55,256,800	165,157,029	64,950,571	176,400
	416X-PUBLIC ASSISTANCE	2,977,939,269		2,884,284,725	93,654,543	1,403,033,268	1,481,251,457	93,654,543
	TOTAL	3,263,303,669	55,080,400	3,114,392,325	148,911,343	1,568,190,297	1,546,202,028	93,830,943
3-MITIGATION	2593-INSPECTIONS	23,874,721	5,418,311	14,449,410	9,425,311	11,897,341	2,552,070	4,007,000
	4173-HAZARD MITIGATION	5,374,186		5,374,186		5,130,680	243,506	
	TOTAL	29,248,907	5,418,311	19,823,596	9,425,311	17,028,021	2,795,576	4,007,000
4-OPERATIONS	2507-MISSIONS-TA	43,998,256		24,450,056	19,548,200	24,074,208	375,848	19,548,200
	2508-MISSIONS-DFA	4,406,040,155		4,380,840,153	25,200,002	4,218,182,804	162,657,349	25,200,002
	TOTAL	4,450,038,411		4,405,290,209	44,748,202	4,242,257,012	163,033,197	44,748,202
5-ADMINISTRATION	11XX-SALARIES & BENEFITS	237,702,841		225,517,593	12,185,248		225,517,593	12,185,248
	21XX-TRAVEL	189,253,788	8,467,186	173,191,925	16,061,863	27,513,355	145,678,571	7,594,677
	22XX-TRANSPORTION	53,822,671	154,893	41,428,196	12,394,475	13,633,286	27,794,910	12,239,582
	23XX-RENT, COMM, UTILITIES	242,463,074	42,501,818	198,673,299	43,789,776	93,467,623	105,205,676	1,287,958
	24XX-PRINT & REPRO	5,097,088	651,385	3,953,767	1,143,321	2,798,177	1,155,590	491,936
	2501-MISSIONS-FOS	2,876,146,326		2,876,583,118	(436,792)	2,620,191,521	256,391,597	(436,792)
	25XX-OTHER SERVICES	1,921,823,160	469,187,684	1,425,793,640	496,029,521	663,532,629	762,261,011	26,841,837
	26XX-SUPPLIES & MATERIALS	531,702,007	41,313,951	487,767,849	43,934,157	243,889,527	243,878,323	2,620,206
	31XX-EQUIPMENT	201,558,415	23,680,369	172,570,095	28,988,320	41,216,583	131,353,512	5,307,952
	32XX-LAND & STRUCTURES	9,261,466	6,502,750	2,681,716	6,579,750	852,169	1,829,547	77,000
	4101-URBAN SEARCH & RESCUE	75,170,459	1	75,170,458	1	59,979,305	15,191,153	
	TOTAL	6,344,001,297	592,460,036	5,683,331,657	660,669,640	3,767,074,175	1,916,257,482	68,209,604
GRAND TOTAL	25,442,567,978	2,185,621,541	22,932,081,269	2,510,486,709	10,882,494,823	12,049,586,446	324,865,168	

KATRINA DECLARATIONS BY PROGRAM AREA

AS OF 03-01-2006 AT 7 AM

PROGRAM CODE	STATE NAME	PROGRAM AREA	ALLOCATIONS	UN-OBLIGATED COMMITMENTS	OBLIGATIONS	UN-OBLIGATED ALLOCATIONS(c)	UN-LIQUIDATED OBLIGATIONS	EXPENDITURES	ALLOCATION AVAILABLE
1602DR	FLORIDA	2-INFRASTRUCTURE	154,558,474		137,936,954	16,621,520	83,228,494	54,708,460	16,621,520
		4-OPERATIONS	10,000		10,000		10,000		
		5-ADMINISTRATION	31,798,770	525,439	30,363,978	1,434,792	19,025,740	11,338,238	909,353
		TOTAL	186,367,244	525,439	168,310,932	18,056,312	102,264,234	66,046,698	17,530,873
1603DR	LOUISIANA	1-HUMAN SERVICES	7,246,922,368	887,820,983	6,266,554,543	980,367,825	646,259,320	5,620,295,223	92,546,842
		2-INFRASTRUCTURE	1,551,306,247	35,802,600	1,511,862,761	39,443,487	868,697,650	643,165,111	3,640,887
		3-MITIGATION	10,964,976	1,483,258	6,449,718	4,515,258	4,970,632	1,479,086	3,032,000
		4-OPERATIONS	2,923,485,501		2,923,205,500	280,001	2,841,119,801	82,085,699	280,001
		5-ADMINISTRATION	3,477,454,148	494,773,380	2,945,950,910	531,503,239	1,992,461,069	953,489,840	36,729,858
		TOTAL	15,210,133,240	1,419,880,222	13,654,023,431	1,556,109,809	6,353,508,473	7,300,514,958	136,229,587
1604DR	MISSISSIPPI	1-HUMAN SERVICES	2,913,660,449	593,984,038	2,304,193,089	609,467,360	400,040,003	1,904,153,086	15,483,323
		2-INFRASTRUCTURE	917,715,778	16,700,500	864,784,254	52,931,525	400,668,464	464,115,790	36,231,025
		3-MITIGATION	15,498,947	3,900,053	10,923,894	4,575,053	10,133,378	790,516	675,000
		4-OPERATIONS	1,301,292,910		1,256,824,709	44,468,201	1,179,585,471	77,239,237	44,468,201
		5-ADMINISTRATION	2,597,483,027	88,635,610	2,489,031,138	108,451,890	1,628,761,061	860,270,077	19,816,280
		TOTAL	7,745,651,112	703,220,200	6,925,757,083	819,894,029	3,619,188,377	3,306,568,706	116,673,828
1605DR	ALABAMA	1-HUMAN SERVICES	1,195,392,878	50,857,773	1,138,495,851	56,897,027	241,645,996	896,849,855	6,039,254
		2-INFRASTRUCTURE	96,426,362		92,663,557	3,762,805	33,702,161	58,961,395	3,762,805
		3-MITIGATION	2,784,984	35,000	2,449,984	335,000	1,924,010	525,974	300,000
		4-OPERATIONS	181,500,000		181,500,000		177,791,739	3,708,261	
		5-ADMINISTRATION	186,256,857	8,445,607	171,775,044	14,481,814	94,917,527	76,857,517	6,036,207
		TOTAL	1,662,361,081	59,338,380	1,586,884,435	75,476,647	549,981,433	1,036,903,002	16,138,267
3212EM	LOUISIANA	2-INFRASTRUCTURE							
		4-OPERATIONS	1,500,000		1,500,000		1,500,000		
		5-ADMINISTRATION	11,008,058		11,008,058		10,358,161	649,898	
		TOTAL	12,508,058		12,508,058		11,858,161	649,898	
3213EM	MISSISSIPPI	2-INFRASTRUCTURE							
		4-OPERATIONS							
		5-ADMINISTRATION	2,622,585		2,622,585		2,535,527	87,058	
		TOTAL	2,622,585		2,622,585		2,535,527	87,058	
3214EM	ALABAMA	2-INFRASTRUCTURE							
		4-OPERATIONS							
		5-ADMINISTRATION	84,454		84,454		31,478	52,976	
		TOTAL	84,454		84,454		31,478	52,976	
3215EM	ARKANSAS	2-INFRASTRUCTURE	33,583,900		32,014,926	1,568,974	3,235,538	28,779,388	1,568,974
		4-OPERATIONS	3,500,000		3,500,000		3,500,000		
		5-ADMINISTRATION	3,730,259	80,000	3,064,878	665,381	630,357	2,434,521	585,381
		TOTAL	40,814,159	80,000	38,579,804	2,234,355	7,365,895	31,213,909	2,154,355
3216EM	TEXAS	2-INFRASTRUCTURE	366,750,699	2,577,300	363,803,786	2,946,913	101,254,707	262,549,080	369,613
		4-OPERATIONS	37,740,000		37,740,000		37,740,000		
		5-ADMINISTRATION	24,327,152		21,727,108	2,600,044	13,962,156	7,764,952	2,600,044
		TOTAL	428,817,851	2,577,300	423,270,894	5,546,957	152,956,862	270,314,032	2,969,657
3217EM	TENNESSEE	2-INFRASTRUCTURE	29,000,000		26,484,489	2,515,511	26,484,489		2,515,511
		4-OPERATIONS	5,000		5,000		5,000		
		5-ADMINISTRATION	85,380		85,380		4,017	81,363	
		TOTAL	29,090,380		26,574,869	2,515,511	26,493,506	81,363	2,515,511
3218EM	GEORGIA	2-INFRASTRUCTURE	19,400,000		18,824,560	575,440	11,119,210	7,705,350	575,440
		5-ADMINISTRATION	92,000		92,000		91,233	767	
		TOTAL	19,492,000		18,916,560	575,440	11,210,442	7,706,117	575,440
		2-INFRASTRUCTURE	6,435,313		6,251,292	184,022	2,389,262	3,862,030	184,022
3219EM	OKLAHOMA	5-ADMINISTRATION	145,710		141,210	4,500	8,930	132,281	4,500
		TOTAL	6,581,023		6,392,502	188,522	2,398,191	3,994,311	188,522
		2-INFRASTRUCTURE	9,200,000		7,845,819	1,354,181	7,845,819		1,354,181
		5-ADMINISTRATION	2,272		2,272			2,272	
TOTAL	9,202,272		7,848,091	1,354,181	7,845,819	2,272	1,354,181		
3221EM	WEST VIRGINIA	2-INFRASTRUCTURE	186,000		185,820	180	174,298	11,522	180
		5-ADMINISTRATION	165,817		101,290	64,527	3,306	97,985	64,527
		TOTAL	351,817		287,110	64,707	177,604	109,506	64,707
		2-INFRASTRUCTURE	2,000,000		1,968,692	31,308	1,034,513	934,180	31,308
3222EM	NORTH CAROLINA	5-ADMINISTRATION	2,261		2,261		2,000		
		TOTAL	2,002,261		1,970,953	31,308	1,036,513	934,441	31,308

PROGRAM CODE	STATE NAME	PROGRAM AREA	ALLOCATIONS	UN-OBLIGATED COMMITMENTS	OBLIGATIONS	UN-OBLIGATED ALLOCATIONS(c)	UN-LIQUIDATED OBLIGATIONS	EXPENDITURES	ALLOCATION AVAILABLE
3223EM	UTAH	2-INFRASTRUCTURE	784,763		669,307	115,456		669,307	115,456
		4-OPERATIONS	5,000		5,000		5,000		
		5-ADMINISTRATION	119,306		95,988	23,318	59,920	36,068	23,318
		TOTAL	909,069		770,295	138,774	64,920	705,375	138,774
3224EM	COLORADO	2-INFRASTRUCTURE	10,516,396		10,483,388	33,008	713,818	9,769,570	33,008
		4-OPERATIONS							
		5-ADMINISTRATION	437,873		372,681	65,192	30,191	342,490	65,192
		TOTAL	10,954,269		10,856,069	98,199	744,010	10,112,060	98,199
3225EM	MICHIGAN	2-INFRASTRUCTURE	1,100,000		870,907	229,093	832,077	38,830	229,093
		5-ADMINISTRATION	402,484		261,713	140,771	131,869	129,845	140,771
		TOTAL	1,502,484		1,132,621	369,864	963,946	168,675	369,864
		2-INFRASTRUCTURE	521,438		485,870	35,568	485,870		35,568
3226EM	DISTRICT OF COLUMBIA	5-ADMINISTRATION	138,803		56,221	82,582	4,516	51,705	82,582
		TOTAL	660,241		542,092	118,150	490,387	51,705	118,150
		2-INFRASTRUCTURE	2,865,178		2,865,175	3	2,865,175		3
		5-ADMINISTRATION	294,734		210,419	84,315	7,282	203,137	84,315
3227EM	WASHINGTON	TOTAL	3,159,912		3,075,594	84,318	2,872,456	203,137	84,318
		2-INFRASTRUCTURE	1,969,791		1,969,787	4	1,737,241	232,546	4
		5-ADMINISTRATION	45,053		38,096	6,957	6,963	31,133	6,957
		TOTAL	2,014,844		2,007,883	6,961	1,744,204	263,679	6,961
3229EM	NEW MEXICO	2-INFRASTRUCTURE	2,095,700		798,450	1,297,250	723,805	74,645	1,297,250
		5-ADMINISTRATION	106,507		70,140	36,367	4,513	65,627	36,367
		TOTAL	2,202,207		868,590	1,333,616	728,318	140,272	1,333,616
		2-INFRASTRUCTURE	2,418,578		706,621	1,711,957	80,590	626,032	1,711,957
3230EM	ILLINOIS	5-ADMINISTRATION	243,527		213,358	30,169	90,006	123,352	30,169
		TOTAL	2,662,105		919,979	1,742,125	170,596	749,383	1,742,125
		2-INFRASTRUCTURE	4,000,000		3,911,772	88,228	3,524,734	387,038	88,228
		5-ADMINISTRATION	22,000		22,000		14,039	7,961	
3231EM	KENTUCKY	TOTAL	4,022,000		3,933,772	88,228	3,538,773	394,998	88,228
		2-INFRASTRUCTURE	830,902		540,087	290,815	33,452	506,635	290,815
		5-ADMINISTRATION	830,902		540,087	290,815	33,452	506,635	290,815
		TOTAL	2,114,915		2,104,704	10,211	1,299,290	805,414	10,211
3233EM	SOUTH CAROLINA	2-INFRASTRUCTURE	2,114,915		2,104,704	10,211	1,299,290	805,414	10,211
		5-ADMINISTRATION	57,000		57,000		16,911	40,089	
		TOTAL	2,171,915		2,161,704	10,211	1,316,200	845,504	10,211
		2-INFRASTRUCTURE	261,722		261,676	46	66,647	195,029	46
3234EM	SOUTH DAKOTA	5-ADMINISTRATION	82,700		60,444	22,656	54,414	5,630	22,656
		TOTAL	344,422		321,720	22,702	121,061	200,659	22,702
		2-INFRASTRUCTURE	2,000,000		1,577,886	422,114	893,973	683,913	422,114
		5-ADMINISTRATION	300,075		204,731	95,344	8,903	195,828	95,344
3235EM	PENNSYLVANIA	TOTAL	2,300,075		1,782,617	517,459	902,876	879,741	517,459
		2-INFRASTRUCTURE	140,000		139,118	882	29,985	109,133	882
		5-ADMINISTRATION	56,298		30,098	26,200	29,911	187	26,200
		TOTAL	196,298		169,216	27,082	59,896	109,320	27,082
3237EM	ALABAMA	2-INFRASTRUCTURE	2,500,000		898,566	1,601,434	97,712	800,854	1,601,434
		4-OPERATIONS	1,000,000		1,000,000		1,000,000		
		5-ADMINISTRATION							
		TOTAL	3,500,000		1,898,566	1,601,434	1,097,712	800,854	1,601,434
3238EM	INDIANA	2-INFRASTRUCTURE	4,127,992		3,789,690	338,302	3,789,690		338,302
		5-ADMINISTRATION	72,864		51,942	20,922	50,000	1,942	20,922
		TOTAL	4,200,856		3,841,632	359,224	3,839,690	1,942	359,224
		2-INFRASTRUCTURE	209,000		206,761	2,239	189,204	17,557	2,239
3239EM	IOWA	5-ADMINISTRATION	66,380		55,712	10,668	50,072	5,639	10,668
		TOTAL	275,380		262,472	12,908	239,277	23,196	12,908
		2-INFRASTRUCTURE	404,100		358,574	45,526	288,107	70,466	45,526
		5-ADMINISTRATION	165,910		83,706	82,204	1,100	82,606	82,204
3240EM	VIRGINIA	TOTAL	570,010		442,280	127,730	289,207	153,073	127,730
		2-INFRASTRUCTURE	3,200,000		3,179,929	20,071	714,173	2,465,757	20,071
		5-ADMINISTRATION	3,213,580		3,174,029	39,551	3,086,510	87,519	39,551
		TOTAL	6,413,580		6,353,959	59,621	3,800,683	2,553,276	59,621
3242EM	MINNESOTA	2-INFRASTRUCTURE	15,000,000		3,449,504	11,550,496	2,545,809	903,695	11,550,496
		5-ADMINISTRATION	74,450		50,000	24,450	50,000		24,450
		TOTAL	15,074,450		3,499,504	11,574,946	2,595,809	903,695	11,574,946

PROGRAM CODE	STATE NAME	PROGRAM AREA	ALLOCATIONS	UN-OBLIGATED COMMITMENTS	OBLIGATIONS	UN-OBLIGATED ALLOCATIONS(c)	UN-LIQUIDATED OBLIGATIONS	EXPENDITURES	ALLOCATION AVAILABLE
3243EM	NEVADA	2-INFRASTRUCTURE	3,500,000		563,921	2,936,079	430,996	132,925	2,936,079
		5-ADMINISTRATION	263,140		230,345	32,795	86,155	144,190	32,795
		TOTAL	3,763,140		794,266	2,968,874	517,151	277,115	2,968,874
3244EM	IDAHO	2-INFRASTRUCTURE	584,137		584,134	3	566,685	17,450	3
		5-ADMINISTRATION	35,700		10,108	25,592	249	9,860	25,592
		TOTAL	619,837		594,243	25,594	566,933	27,309	25,594
3245EM	NEBRASKA	2-INFRASTRUCTURE	210,100		210,100		188,611	21,489	
		5-ADMINISTRATION	56,602		55,277	1,325	53,976	1,302	1,325
		TOTAL	266,702		265,377	1,325	242,587	22,790	1,325
3246EM	CONNECTICUT	2-INFRASTRUCTURE	1,000,000		49,979	950,021	49,979		950,021
		5-ADMINISTRATION	63,173		50,351	12,823	33,591	16,760	12,823
		TOTAL	1,063,173		100,330	962,843	83,570	16,760	962,843
3247EM	NORTH DAKOTA	2-INFRASTRUCTURE							
		5-ADMINISTRATION	88,387		68,149	20,238	48,909	19,239	20,238
		TOTAL	88,387		68,149	20,238	48,909	19,239	20,238
3248EM	CALIFORNIA	2-INFRASTRUCTURE							
		5-ADMINISTRATION	628,220		546,422	81,798	117,092	429,331	81,798
		TOTAL	628,220		546,422	81,798	117,092	429,331	81,798
3249EM	WISCONSIN	2-INFRASTRUCTURE	3,501,228		2,766,170	735,058	2,659,607	106,563	735,058
		5-ADMINISTRATION	74,737		51,227	23,510	50,002	1,225	23,510
		TOTAL	3,575,965		2,817,397	758,568	2,709,609	107,788	758,568
3250EM	OHIO	2-INFRASTRUCTURE	2,518,180		2,124,094	394,086	1,217,364	906,730	394,086
		5-ADMINISTRATION	75,350		50,000	25,350	50,000		25,350
		TOTAL	2,593,530		2,174,094	419,436	1,267,364	906,730	419,436
3251EM	MARYLAND	2-INFRASTRUCTURE	3,000,000		737,298	2,262,702	669,906	67,392	2,262,702
		5-ADMINISTRATION	121,326		83,717	37,609	3,009	80,708	37,609
		TOTAL	3,121,326		821,015	2,300,311	672,915	148,100	2,300,311
3252EM	MASSACHUSETTS	2-INFRASTRUCTURE	3,500,000		2,329,968	1,170,032	135,936	2,194,032	1,170,032
		5-ADMINISTRATION	168,880		164,978	3,902	24,849	140,129	3,902
		TOTAL	3,668,880		2,494,946	1,173,934	160,785	2,334,161	1,173,934
3253EM	MONTANA	2-INFRASTRUCTURE	400,000		397,372	2,628	284,014	113,358	2,628
		5-ADMINISTRATION	88,952		77,682	11,270	51,141	26,541	11,270
		TOTAL	488,952		475,054	13,898	335,155	139,898	13,898
3255EM	RHODE ISLAND	2-INFRASTRUCTURE	1,000,000		177,017	822,983	177,017		822,983
		5-ADMINISTRATION	36,916		29,493	7,422	18,084	11,409	7,422
		TOTAL	1,036,916		206,510	830,406	195,101	11,409	830,406
3256EM	MAINE	2-INFRASTRUCTURE	100,000			100,000			100,000
		5-ADMINISTRATION	6,000		6,000		6,000		
		TOTAL	106,000		6,000	100,000	6,000		100,000
3257EM	NEW JERSEY	2-INFRASTRUCTURE	120,026		120,026		120,026		
		5-ADMINISTRATION	39,917		21,310	18,607	1,302	20,007	18,607
		TOTAL	159,943		141,335	18,607	121,328	20,007	18,607
3258EM	NEW HAMPSHIRE	2-INFRASTRUCTURE	100,000			100,000			100,000
		5-ADMINISTRATION	6,000		6,000		5,908	92	
		TOTAL	106,000		6,000	100,000	5,908	92	100,000
3262EM	NEW YORK	2-INFRASTRUCTURE	977,652		977,652		977,652		
		5-ADMINISTRATION	209,900		179,140	30,760	227	178,912	30,760
		TOTAL	1,187,552		1,156,791	30,760	977,879	178,912	30,760
3263EM	DELAWARE	5-ADMINISTRATION	48,900		929	47,971	550	379	47,971
		TOTAL	48,900		929	47,971	550	379	47,971
		GRAND TOTAL	25,442,567,978		2,185,621,541	22,932,081,269	2,510,486,709	10,882,494,823	12,049,586,446

KATRINA MISSION ASSIGNMENTS

AS OF 03-01-2006 AT 7 AM

OBLIGATIONS	
DHS AGENCIES	Total
BTS	200,000
CBP	30,957,949
FLETC	460,103
FPS	162,590,179
IAIP	214,000
ICE	36,417,200
NCS	7,318,000
OCFO	210,000
OSLGCP	200,000
S&T	100,000
TSA	455,000
USCG	165,550,001
USCIS	910,000
USSS	8,800
Subtotal, DHS	405,591,232
OTHER AGENCIES	Total
AID	17,309,000
APHIS	345,000
ARC	55,000
BUREC	1,089,000
CDC	19,903,500
CNCS	4,415,500
COE-LRD	15,000
COE-MVD	3,591,045,152
COE-SAD	181,705,000
DHUD	82,870,000
DOC	700,000
DOD	1,635,322,389
DOE	390,000
DOED	230,000
DOI	1,233,400
DOL	325,000
DOS	55,000
DOT	466,016,213
EEOC	200,000
EPA	321,386,200
FAA	
FCC	200,000
FCSIC	200,000
FMSHRC	200,000
FNS	20,000
GSA	87,128,291
HHS	161,637,800
MSPB	2,000
NAR	625,000
NASA	450,000
NCPC	20,000
NCUA	
NGA	620,000
NLRB	240,000
NOAA	1,750,000
NPS	157,000
NRC	200,000
NSF	200,000
OPM	615,000
OSHA	21,225,000
RRB	25,000
SBA	200,000
SCS	11,800
SEC	2,000
SSA	1,025,000
TREAS	2,110,650
TVA	7,787,451
USDA	12,560,500
USDJ	55,129,600
USFS	179,545,288
USGS	460,800
USPC	15,150,291
USPHS	
USPS	2,098,270
VA	75,000
Subtotal, Other Agencies	6,876,282,095
GRAND TOTAL MA s	7,281,873,327

RITA DECLARATIONS BY MAJOR OBJECT CLASS

AS OF 03-01-2006 AT 7 AM

PROGRAM AREA	PROGRAM NAME	ALLOCATIONS	UN-OBLIGATED COMMITMENTS	OBLIGATIONS	UN-OBLIGATED ALLOCATIONS(c)	UN-LIQUIDATED OBLIGATIONS	EXPENDITURES	ALLOCATION AVAILABLE
1-HUMAN SERVICES	2503-UNEMPLOYMENT	16,414,021		16,398,574	15,447		16,398,574	15,447
	2504-CRISIS COUNSELING-NIMH							
	2576-LEGAL SERVICES	5,000			5,000			5,000
	2592-INSPECTIONS	65,198,750	30,808	65,166,747	32,003	20,219,375	44,947,372	1,194
	4149-OTHER NEEDS ASSISTANCE	90,300,000		90,300,000		1,217,366	89,082,634	
	414X-HOUSING ASSISTANCE	1,032,942,280		1,032,941,381	899	143,874,406	889,066,976	899
	4152-CRISIS COUNSELING-SCC	4,301,483		650,742	3,650,741	650,742		3,650,741
	4154-OTHER NEEDS ASSISTANCE	68,880,000		68,880,000		9,859,659	59,020,341	
	MANUFACTURED HOUSING	241,797,400	121,178,152	99,136,929	142,660,471	21,863,013	77,273,917	21,482,319
	TOTAL	1,519,838,934	121,208,961	1,373,474,374	146,364,560	197,684,560	1,175,789,814	25,155,600
2-INFRASTRUCTURE	2594-INSPECTIONS	15,845,900	1,477,000	14,305,400	1,540,500	10,987,565	3,317,835	63,500
	416X-PUBLIC ASSISTANCE	237,547,097		235,697,847	1,849,250	130,206,160	105,491,687	1,849,250
	TOTAL	253,392,997	1,477,000	250,003,247	3,389,750	141,193,725	108,809,522	1,912,750
3-MITIGATION	2593-INSPECTIONS	16,244,974	4,870,040	6,799,934	9,445,040	6,133,225	666,709	4,575,000
	TOTAL	16,244,974	4,870,040	6,799,934	9,445,040	6,133,225	666,709	4,575,000
4-OPERATIONS	2507-MISSIONS-TA	1,100,000		1,100,000		1,100,000		
	2508-MISSIONS-DFA	780,196,000		777,513,600	2,682,400	776,723,906	789,694	2,682,400
	TOTAL	781,296,000		778,613,600	2,682,400	777,823,906	789,694	2,682,400
5-ADMINISTRATION	11XX-SALARIES & BENEFITS	39,425,560		35,896,057	3,529,503		35,896,057	3,529,503
	21XX-TRAVEL	29,219,738	52,000	28,924,698	295,039	5,873,958	23,050,740	243,039
	22XX-TRANSPORTION	3,699,000	1,018,125	472,000	3,227,000	407,770	64,230	2,208,875
	23XX-RENT, COMM, UTILITIES	20,047,325	4,411,350	14,978,763	5,068,562	7,445,223	7,533,539	657,212
	24XX-PRINT & REPRO	1,063,000	145,000	692,586	370,414	461,874	230,712	225,414
	2501-MISSIONS-FOS	433,118,685		427,673,685	5,445,000	424,646,277	3,027,408	5,445,000
	25XX-OTHER SERVICES	511,140,374	129,136,623	373,475,259	137,665,115	197,702,672	175,772,587	8,528,491
	26XX-SUPPLIES & MATERIALS	47,880,975	5,906,975	41,662,851	6,218,123	10,963,791	30,699,060	311,148
	31XX-EQUIPMENT	11,255,983	2,920,768	7,341,997	3,913,986	2,019,847	5,322,150	993,218
	32XX-LAND & STRUCTURES	400,000	400,000		400,000			
	4101-URBAN SEARCH & RESCUE	22,470,000	120,000	22,350,000	120,000	19,551,360	2,798,640	
	TOTAL	1,119,720,640	144,110,842	953,467,897	166,252,743	669,072,773	284,395,125	22,141,901
GRAND TOTAL	3,690,493,545	271,666,842	3,362,359,053	328,134,493	1,791,908,190	1,570,450,863	56,467,650	

RITA DECLARATIONS BY PROGRAM AREA

AS OF 03-01-2006 AT 7 AM

PROGRAM CODE	STATE NAME	PROGRAM AREA	ALLOCATIONS	UN-OBLIGATED COMMITMENTS	OBLIGATIONS	UN-OBLIGATED ALLOCATIONS(c)	UN-LIQUIDATED OBLIGATIONS	EXPENDITURES	ALLOCATION AVAILABLE
1606DR	TEXAS	1-HUMAN SERVICES	943,785,390	72,712,856	845,917,460	97,867,930	186,341,082	659,576,378	25,155,075
		2-INFRASTRUCTURE	166,943,900		166,875,288	68,612	80,192,464	86,682,823	68,612
		3-MITIGATION	11,399,991	4,135,000	2,699,991	8,700,000	2,423,689	276,302	4,565,000
		4-OPERATIONS	245,150,000		242,467,600	2,682,400	242,467,600		2,682,400
		5-ADMINISTRATION	590,142,848	88,769,965	485,432,725	104,710,123	333,996,940	151,435,785	15,940,158
		TOTAL	1,957,422,129	165,617,821	1,743,393,063	214,029,066	845,421,776	897,971,287	48,411,245
1607DR	LOUISIANA	1-HUMAN SERVICES	576,053,544	48,496,105	527,556,914	48,496,630	11,343,479	516,213,436	525
		2-INFRASTRUCTURE	73,664,097	1,477,000	70,810,907	2,853,190	54,242,695	16,568,212	1,376,190
		3-MITIGATION	4,844,983	735,040	4,099,943	745,040	3,709,536	390,407	10,000
		4-OPERATIONS	530,036,000		530,036,000		529,246,306	789,694	
		5-ADMINISTRATION	407,351,513	55,340,877	345,808,893	61,542,620	214,935,106	130,873,787	6,201,743
		TOTAL	1,591,950,137	106,049,022	1,478,312,657	113,637,480	813,477,121	664,835,536	7,588,458
3259EM	FLORIDA	2-INFRASTRUCTURE	8,700,000		8,237,124	462,876	5,548,365	2,688,758	462,876
		4-OPERATIONS	10,000		10,000		10,000		
		5-ADMINISTRATION	1,335,741		1,335,741		1,268,445	67,295	
		TOTAL	10,045,741		9,582,864	462,876	6,826,811	2,756,054	462,876
3260EM	LOUISIANA	2-INFRASTRUCTURE							
		4-OPERATIONS	1,100,000		1,100,000		1,100,000		
		5-ADMINISTRATION	175,000		175,000		175,000		
		TOTAL	1,275,000		1,275,000		1,275,000		
3261EM	TEXAS	2-INFRASTRUCTURE	4,085,000		4,079,929	5,071	1,210,201	2,869,728	5,071
		4-OPERATIONS	5,000,000		5,000,000		5,000,000		
		5-ADMINISTRATION	120,715,539		120,715,539		118,697,281	2,018,258	
		TOTAL	129,800,539		129,795,468	5,071	124,907,482	4,887,986	5,071
GRAND TOTAL			3,690,493,545	271,666,842	3,362,359,053	328,134,493	1,791,908,190	1,570,450,863	56,467,650

RITA MISSION ASSIGNMENTS

AS OF 03-01-2006 AT 7 AM

OBLIGATIONS	
DHS AGENCIES	Total
CBP	12,000,000
FPS	11,445,000
NCS	5,862,685
USCG	26,863,000
Subtotal, DHS	56,170,685
OTHER AGENCIES	Total
APHIS	20,000
ARC	40,000
BIA	317,600
BUREC	1,000,000
CDC	
CNCS	240,000
COE-MVD	384,325,000
COE-NAD	
COE-SAD	155,000
COE-SWD	296,635,000
DHUD	120,000
DOD	68,480,000
DOE	60,000
DOI	5,000
DOT	66,910,000
EPA	44,545,000
GSA	540,000
HHS	83,290,000
NGA	145,000
NOAA	2,790,000
TREAS	80,000
TVA	2,000,000
USDA	6,470,000
USFS	180,905,000
USGS	44,000
USPC	1,000,000
VA	10,000,000
Subtotal, Other Agencies	1,150,116,600
GRAND TOTAL MA s	1,206,287,285

WILMA DECLARATIONS BY MAJOR OBJECT CLASS

AS OF 03-01-2006 AT 7 AM

PROGRAM AREA	PROGRAM NAME	ALLOCATIONS	UN-OBLIGATED COMMITMENTS	OBLIGATIONS	UN-OBLIGATED ALLOCATIONS(c)	UN-LIQUIDATED OBLIGATIONS	EXPENDITURES	ALLOCATION AVAILABLE
1-HUMAN SERVICES	2503-UNEMPLOYMENT	5,770,125		5,770,125			5,770,125	
	2576-LEGAL SERVICES	5,000		5,000		5,000		
	2592-INSPECTIONS	42,429,400	3,296,256	39,133,000	3,296,400	7,799,053	31,333,947	144
	4149-OTHER NEEDS ASSISTANCE	183,000,000		183,000,000		38,787,469	144,212,531	
	414X-HOUSING ASSISTANCE	150,695,000		150,695,000		19,680,525	131,014,475	
	4152-CRISIS COUNSELING-SCC	1,848,196		924,098	924,098	924,098		924,098
	MANUFACTURED HOUSING	89,013,000	8,420,076	76,374,717	12,638,283	20,509,438	55,865,278	4,218,207
	TOTAL	472,760,721	11,716,332	455,901,940	16,858,781	87,705,583	368,196,357	5,142,449
2-INFRASTRUCTURE	2594-INSPECTIONS	28,110,300		28,110,300		25,629,179	2,481,121	
	416X-PUBLIC ASSISTANCE	463,050,000		447,467,204	15,582,796	325,258,743	122,208,461	15,582,796
	TOTAL	491,160,300		475,577,504	15,582,796	350,887,923	124,689,581	15,582,796
3-MITIGATION	2593-INSPECTIONS	1,000,000	335,100	599,900	400,100	581,566	18,334	65,000
	TOTAL	1,000,000	335,100	599,900	400,100	581,566	18,334	65,000
4-OPERATIONS	2507-MISSIONS-TA	700,000		700,000		686,205	13,795	
	2508-MISSIONS-DFA	233,328,384		233,328,384		232,595,129	733,254	
	TOTAL	234,028,384		234,028,384		233,281,334	747,050	
5-ADMINISTRATION	11XX-SALARIES & BENEFITS	25,491,330		26,709,138	(1,217,808)		26,709,138	(1,217,808)
	21XX-TRAVEL	12,909,700	191,200	12,666,375	243,325	2,628,650	10,037,725	52,125
	22XX-TRANSPORTION	10,645,440	410,000	10,235,440	410,000	9,045,687	1,189,753	
	23XX-RENT, COMM, UTILITIES	5,871,000	4,152,556	1,673,195	4,197,805	352,780	1,320,415	45,249
	24XX-PRINT & REPRO	323,500	39,928	279,298	44,202	187,945	91,353	4,274
	2501-MISSIONS-FOS	132,029,012		132,029,012		125,552,295	6,476,717	
	25XX-OTHER SERVICES	18,150,000	6,735,779	11,124,250	7,025,750	9,721,302	1,402,948	289,971
	26XX-SUPPLIES & MATERIALS	91,470,000	14,863,777	74,550,358	16,919,642	73,765,175	785,183	2,055,865
	31XX-EQUIPMENT	1,310,000	425,536	482,172	827,828	160,893	321,280	402,291
	32XX-LAND & STRUCTURES	74,225	45,846	28,379	45,846	15,933	12,446	
	4101-URBAN SEARCH & RESCUE	6,216,000		6,216,000		5,819,074	396,926	
TOTAL	304,490,207	26,864,622	275,993,617	28,496,590	227,249,734	48,743,883	1,631,968	
GRAND TOTAL		1,503,439,612	38,916,054	1,442,101,345	61,338,267	899,706,140	542,395,205	22,422,213

WILMA DECLARATIONS BY PROGRAM AREA

AS OF 03-01-2006 AT 7 AM

PROGRAM CODE	STATE NAME	PROGRAM AREA	ALLOCATIONS	UN-OBLIGATED COMMITMENTS	OBLIGATIONS	UN-OBLIGATED ALLOCATIONS(c)	UN-LIQUIDATED OBLIGATIONS	EXPENDITURES	ALLOCATION AVAILABLE
1609DR	FLORIDA	1-HUMAN SERVICES	472,760,721	11,716,332	455,901,940	16,858,781	87,705,583	368,196,357	5,142,449
		2-INFRASTRUCTURE	491,160,300		475,577,504	15,582,796	350,887,923	124,689,581	15,582,796
		3-MITIGATION	1,000,000	335,100	599,900	400,100	581,566	18,334	65,000
		4-OPERATIONS	234,028,384		234,028,384		233,281,334	747,050	
		5-ADMINISTRATION	304,490,207	26,864,622	275,993,617	28,496,590	227,249,734	48,743,883	1,631,968
		TOTAL	1,503,439,612	38,916,054	1,442,101,345	61,338,267	899,706,140	542,395,205	22,422,213
GRAND TOTAL			1,503,439,612	38,916,054	1,442,101,345	61,338,267	899,706,140	542,395,205	22,422,213

WILMA MISSION ASSIGNMENTS

AS OF 03-01-2006 AT 7 AM

OBLIGATIONS	
DHS AGENCIES	Total
FPS	30,521,512
NCS	40,000
USCG	120,000
Subtotal, DHS	30,681,512
OTHER AGENCIES	Total
CIA	200,000
CNCS	1,250,000
COE-SAD	293,772,000
DOC	200,000
DOD	3,550,000
DOE	55,000
DOI	28,384
DOT	20,083,000
EPA	440,000
GSA	130,000
HHS	9,395,000
NOAA	115,000
NPS	
SSA	200,000
USDA	330,000
USDJ	45,000
USFS	5,580,000
USFWS	
USGS	2,500
Subtotal, Other Agencies	335,375,884
GRAND TOTAL MA s	366,057,396

**National Flood Insurance Program Data
for Hurricanes Katrina and Rita**

As of 2/27/2006

Number of Flood Insurance Claims Made to Feds, by State*	
State and Disaster Number	No. of Losses Received
Florida, DR-1602	9,032
Louisiana, DR-1603	177,225
Mississippi, DR-1604	18,942
Alabama, DR-1605	5,673
Texas, DR-1606	3,827
Louisiana, DR-1607	10,466
TOTAL	225,165

*The data above is gathered through telephone surveys of NFIP Write Your Own companies and represents the best available information. These numbers should be regarded as preliminary estimates.

Number of Homes Damaged Without Flood Insurance, by State**	
State and Disaster Number	Number of Registrants Reporting No Flood Insurance
Florida, DR-1602	N/A
Louisiana, DR-1603	122,296
Mississippi, DR-1604	57,391
Alabama, DR-1605	5,244
Texas, DR-1606	1,457
Louisiana, DR-1607	15,377
TOTAL	201,765

**The data above represents number of individuals registered through FEMA's National Processing Service Center who report having no flood insurance. The total number should not be interpreted to represent total number of households without flood insurance, as more than one member of a household may have applied and reported not having insurance.

Number of Households Individual Claim Fully Paid, by State***	
State and Disaster Number	No. of Losses Paid
Florida, DR-1602	4,758
Louisiana, DR-1603	115,653
Mississippi, DR-1604	15,775
Alabama, DR-1605	4,182
Texas, DR-1606	1,408
Louisiana, DR-1607	6,420
TOTAL	148,196

****"Losses Paid" are numbers generated from estimates received from the NFIP Write Your Own companies. These numbers represent all NFIP policies, both commercial and residential. This data represents the best information available at this time.

Hurricanes Katrina, Rita, & Wilma - Shelter Data

Shelter Information		2/27/06	
Hurricanes Katrina & Rita		Total	
Total Shelters		4	
Total Shelter Population		55	
Katrina & Rita - Most Populated States	Shelter(s)	Population	
Arkansas	0	0	
Louisiana	4	55	
Mississippi	0	0	
Texas	0	0	
Cruise Ship Information		2/28/06	
Ship Name	Passengers		
Ecstasy	579		
Sensation	896		
Holiday	54		
Scotia Prince	283		
Total	1,812		
Hotel & Motel Data (Provided by VA NPSC)		2/27/06	
Hurricanes Katrina, Rita, & Wilma		Total	
Total Rooms	10,266		
Total Hotels	2,389		
Hotel & Motel Rooms		Total	
Most Populated States	Total Rooms	Total Hotels	
LA	5,541	481	
TX	1,600	586	
MS	908	190	
GA	728	287	
FL	453	203	
AL	330	118	
CA	226	159	
NY	101	15	
AR	62	54	
TN	74	58	
NC	40	27	
MD	27	19	
VA	22	21	
IL	17	21	
MI	17	6	
Total	10,146	2,245	

MANUFACTURED HOUSING DATA AS OF MARCH 1, 2006

Manufactured Housing		3/1/06
Louisiana		
Inventory at Staging Area		3,631
Travel Trailers		1,348
Mobile Homes		2,243
Modular Housing		40
Issued from Staging Area - Today		303
Issued from Staging Area - Cumulative		61,369
Pads - Leased (1)		12,813
Pads - Leases Pending		110,700
Units on Pad / Sites (2)		61,107
RFO		52,555
Travel Trailers		49,957
Mobile Homes		2,598
Occupied		48,357
Travel Trailers		46,661
Mobile Homes		1,696
Total Units Vacant (TT/MH)		4,198
Mississippi		
Inventory at Staging Area		1,551
Travel Trailers		692
Mobile Homes		847
Modular Housing		12
Issued from Staging Area - Today		82
Issued from Staging Area - Cumulative		37,746
Pads - Leased (1)		38,026
Pads - Leases Pending		152
Units on Pad / Sites (2)		37,290
RFO		36,765
Travel Trailers		36,169
Mobile Homes		596
Occupied		35,442
Travel Trailers		35,053
Mobile Homes		389
Total Units Vacant (TT/MH)		1,323
Alabama		
Inventory at Staging Area		2,449
Travel Trailers		501
Mobile Homes		1,948
Modular Housing		0
Issued from Staging Area - Today		53
Issued from Staging Area - Cumulative		3,132
Pads - Leased (1)		3,306
Pads - Leases Pending		182
Units on Pad / Sites (2)		3,132
RFO		2,958
Travel Trailers		2,958
Mobile Homes		0
Occupied		2,471
Travel Trailers		2,471
Mobile Homes		0
Total Units Vacant (TT/MH)		487
Texas		
Inventory at Staging Area		13,619
Travel Trailers		125
Mobile Homes		12,585
Modular Housing		909
Issued from Staging Area - Today		52
Florida		
Inventory at Staging Area		1,088
Travel Trailers		599
Mobile Homes		489
Modular Housing		0
Issued from Staging Area - Today		40
Total		
RFO - Totals		92,278
Occupied - Totals		86,270
Vacant - Totals		6,008

Comments

» Report includes travel trailer, mobile home data and modular housing data.	
» Staging areas:	
LA - New Orleans, Baton Rouge and Lake Charles	
AR - Hope	AL - Selma-Craig and Summerdale
TX - Texarkana and Jasper	MS - Purvis and Carnes
» FL-LT manages Florida manufactured housing.	
» Emergency Housing Sites include industrial, commercial, private and group sites.	
Notes:	
1. Excludes private and industrial EGS.	
2. Includes private, industrial, commercial and group sites.	



FINANCIAL INFORMATION TOOL
FOR HURRICANE KATRINA, RITA, & WILMA DECLARATIONS ONLY
NOTES & TERMS

ITEM	DESCRIPTION
21XX-TRAVEL OF PEOPLE	Travel & transportation costs of FEMA employees and evacuating disaster victims
22XX-TRANSPORT OF THINGS	Transporting things such as express mail and equipment
23XX-RENT, COMM, UTILITIES	JFO Office space, DRC Office space, phone lines, electricity, water, etc.
24XX-PRINT & REPRO	Quick Copy service, printing and duplicating , etc.
2501-MISSIONS-FOS	Federal Operational Support - OFA Administrative costs such as travel, overtime, etc.
2503-UNEMPLOYMENT	Unemployment assistance to disaster victims
2507-MISSIONS-TA	Technical Assistance - provided by an OFA to the State & Local Governments
2508-MISSIONS-DFA	Direct Federal Assistance - provided by OFAs to directly benefit the State/Local Government and/or citizens usually commodities and services like ice, water, meals, etc.
2576-LEGAL SERVICES	Provided to assist disaster victims
2592-INSPECTIONS IHP/IFG	To inspect individual disaster victim's homes to determine eligibility for FEMA assistance programs
2593-INSPECTIONS HMTAP	To provide inspections, reviews and other technical assistance related to the Hazard Mitigation Program
2594-INSPECTIONS PA TAC	To prepare preliminary damage assessments and damage survey reports for the Public Assistance Program
25XX-OTHER SERVICES	Other services provided by contract not otherwise categorized
26XX-SUPPLIES & MATERIALS	Office supplies, IT supplies, safety supplies, fuel, clothing, food, drinking water, parts, etc.
31XX-EQUIPMENT	Durable personal property that has an expected life of 1 year or more such as equipment, tools, computers, etc.
32XX-LAND & STRUCTURES	Real estate and permanent improvements to real estate
4101-URBAN SEARCH & RESCUE	Cost of searching for and rescuing disaster victims from the disaster site(s)
414X-HOUSING & OTHER NEEDS	Awards to disaster victims for rent, hotels, minimal repairs, replacement, etc.
4154-OTHER NEEDS	Awards to disaster victims for medical, dental, funeral, personal property, clothing, furniture, and similar needs
416X-PUBLIC ASSISTANCE	Grants to States for projects under Infrastructue also known as the Public Assistance Program
4173-HAZARD MITIGATION	Grants to States for projects under the Mitigation Program
CRISIS COUNSELING	Grants to States or to the National Institutes of Mental Health to assist disaster victims
DRC	Disaster Recovery Center for assisting disaster victims in applying for disaster assistance
JFO	Joint Field Office
MANUFACTURED HOUSING	Costs of setting up short term temporary housing for disaster victims including manufactured housing and pad setup
OFA	Other Federal Agency other than FEMA
PROGRAM CODE	Disaster Number
PROGRAM NAME	Identifies and groups costs associated with a specific FEMA Program
VENDOR ALPHA	Name of private company, OFA, or State/Local government with whom FEMA has contracted to provide commodities or services, or pay grants/awards



FEMA

FINANCIAL INFORMATION TOOL

FOR HURRICANE KATRINA, RITA, & WILMA DECLARATIONS ONLY

VENDORS WITH CUMMULATIVE OBLIGATIONS GREATER THAN OR EQUAL TO \$50 MILLION IN DESCENDING ORDER BY OBLIGATIONS

AS OF 03-01-2006 AT 7 AM

VENDOR ALPHA	OBLIGATIONS	EXPENDITURES
LA OFFICE OF HOMELAND SECURITY	6,033,472,499.07	5,121,256,313.95
US ARMY CORPS OF ENGINEERS	4,748,152,151.87	156,782,638.41
DEPARTMENT OF DEFENSE	2,018,595,237.22	267,903,665.03
MISSISSIPPI, STATE OF	2,002,253,505.39	1,583,199,464.77
TX DEPARTMENT OF PUBLIC SAFETY	1,234,133,991.11	900,434,523.15
FLORIDA BUREAU OF DISASTER	929,172,423.77	449,836,196.00
ENVIRONMENTAL PROTECTION AGENCY	760,713,137.00	500,400.07
DEPARTMENT OF TRANSPORTATION	553,009,213.00	43,158,069.56
GULF STREAM COACH, INC.	521,377,500.00	412,499,384.00
BECHTEL NATIONAL, INC.	465,619,328.50	218,236,365.91
USDA FOREST SERVICE	385,390,788.00	180.91
MORGAN BUILDINGS & SPAS, INC.	372,324,890.00	242,174,969.20
CORPORATE LODGING CONSULTANTS, INC.	369,970,600.00	320,759,409.51
FLUOR DANIEL INC	305,706,069.22	142,735,733.84
PRECISION HOMES	287,515,000.00	278,790,316.99
DEPARTMENT OF HEALTH AND HUMAN SERVICES	268,044,875.00	10,711,738.56
AMERICAN RED CROSS	250,294,800.00	212,341,969.64
US DEPARTMENT OF LABOR	244,021,657.00	243,714,595.44
AL EMERGENCY MANAGEMENT AGENCY	213,943,879.38	173,538,171.51
FEDERAL PROTECTIVE SERVICE/DHS	210,242,962.90	961,462.96
US COAST GUARD	192,533,001.00	
GENERAL SERVICES ADMINISTRATION	181,550,113.40	16,262,886.84
CH2M HILL CONSTRUCTORS, INC.	181,050,898.82	88,172,670.35
SHAW ENVIRONMENTAL & INFRASTRUCTURE	171,651,021.50	128,600,695.79
CLEARBROOK LLC	166,898,266.00	129,635,492.96
GBL'S	154,872,500.00	62,646,491.69
CMH MANUFACTURING, INC.	138,967,578.79	105,659,488.79
PARTNERSHIP FOR RESPONSE & RECOVERY	136,826,326.79	98,460,547.70
NORTH AMERICAN CATASTROPHE SVCS INC	127,417,151.00	98,071,326.17
FEMA GROUP TRAVEL	124,347,556.54	100,644,616.50
ALLTECH	110,412,803.60	80,170,304.21
NISTC	108,818,700.00	22,822,164.51
BOURGET'S OF THE SOUTH, LLC	105,455,005.60	91,410,355.60
AMERICOLD LOGISTICS LLC	87,168,506.58	74,965,288.41
HOUSING & URBAN DEVELOPMENT	82,990,000.00	11,127,134.00
CHAMPION HOME BUILDERS CO	80,759,579.79	66,669,248.94
EMERGENCY RESPONSE PROG MANAGEMENT	79,657,600.00	26,347,121.62
US BANK	68,324,136.48	27,152,464.41
CUSTOMS AND BORDER PROTECTION	61,177,879.00	6,795,166.08
U S DEPARTMENT OF JUSTICE	55,174,600.00	3,069,530.97
Grand Total	24,590,007,733.32	12,018,218,564.95

FINANCIAL INFORMATION TOOL
FOR HURRICANE KATRINA, RITA, & WILMA DECLARATIONS ONLY
VENDORS WITH CUMMULATIVE OBLIGATIONS GREATER THAN OR EQUAL TO \$50 MILLION IN DESCENDING ORDER BY OBLIGATIONS

AS OF 03-01-2006 AT 7 AM

VENDOR ALPHA	PROGRAM NAME	PROG CODE	STATE NAME	EVENT NAME	OBLIGATIONS	EXPENDITURES	
LA OFFICE OF HOMELAND SECURITY	414X-HOUSING & OTHER NEEDS	1603DR	LOUISIANA	KATRINA	4,103,241,776.61	4,011,799,447.23	
		1607DR	LOUISIANA	RITA	487,228,564.97	484,153,639.34	
	416X-PUBLIC ASSISTANCE	1603DR	LOUISIANA	KATRINA	1,362,590,860.62	605,247,699.23	
		1607DR	LOUISIANA	RITA	68,435,996.87	16,327,161.99	
	CRISIS COUNSELING	1603DR	LOUISIANA	KATRINA	11,977,300.00	3,728,366.16	
LA OFFICE OF HOMELAND SECURITY Total					6,033,472,499.07	5,121,256,313.95	
US ARMY CORPS OF ENGINEERS	2501-MISSIONS-FOS	1602DR	FLORIDA	KATRINA	405,000.00	36,684.52	
		1603DR	LOUISIANA	KATRINA	37,530,000.00	2,061,529.83	
		1604DR	MISSISSIPPI	KATRINA	454,490,739.91	26,280,782.32	
		1605DR	ALABAMA	KATRINA	30,300,000.00	9,471,111.99	
		1606DR	TEXAS	RITA	61,095,000.00	2,015,166.16	
		1607DR	LOUISIANA	RITA	2,825,000.00	10,691.84	
		1609DR	FLORIDA	WILMA	70,822,000.00	6,429,076.31	
		3213EM	MISSISSIPPI	KATRINA	160,561.11	56,404.93	
		3214EM	ALABAMA	KATRINA			
		3259EM	FLORIDA	RITA	155,000.00	22,494.74	
		3261EM	TEXAS	RITA	10,090,000.00		
		2507-MISSIONS-TA	1603DR	LOUISIANA	KATRINA	7,180,000.00	253,089.98
			1604DR	MISSISSIPPI	KATRINA	243,255.98	122,758.06
			1606DR	TEXAS	RITA	100,000.00	
			1607DR	LOUISIANA	RITA	1,000,000.00	
	2508-MISSIONS-DFA	1609DR	FLORIDA	WILMA	600,000.00	13,795.43	
		1603DR	LOUISIANA	KATRINA	2,069,700,000.00	31,778,874.02	
		1604DR	MISSISSIPPI	KATRINA	1,021,755,594.87	73,614,881.14	
		1605DR	ALABAMA	KATRINA	151,000,000.00	3,218,213.86	
		1606DR	TEXAS	RITA	220,350,000.00		
		1607DR	LOUISIANA	RITA	380,500,000.00	663,828.82	
		1609DR	FLORIDA	WILMA	222,350,000.00	733,254.46	
		3260EM	LOUISIANA	RITA			
		3261EM	TEXAS	RITA	5,000,000.00		
		25XX-OTHER SERVICES	1603DR	LOUISIANA	KATRINA	500,000.00	
	US ARMY CORPS OF ENGINEERS Total					4,748,152,151.87	156,782,638.41
	DEPARTMENT OF DEFENSE	2501-MISSIONS-FOS	1602DR	FLORIDA	KATRINA	100,000.00	
			1603DR	LOUISIANA	KATRINA	782,475,000.00	6,165,448.03
			1604DR	MISSISSIPPI	KATRINA	770,195,044.00	195,440,295.01
			1605DR	ALABAMA	KATRINA	2,510,000.00	
			1606DR	TEXAS	RITA	23,100,000.00	
			1607DR	LOUISIANA	RITA	10,000,000.00	
			1609DR	FLORIDA	WILMA	2,650,000.00	
3212EM			LOUISIANA	KATRINA	250,000.00		
3213EM			MISSISSIPPI	KATRINA	10,000.00	8,102.84	
3214EM			ALABAMA	KATRINA			
3216EM			TEXAS	KATRINA	20,000.00		
3259EM			FLORIDA	RITA	255,000.00		
3260EM			LOUISIANA	RITA			
3261EM			TEXAS	RITA	11,315,000.00		
2508-MISSIONS-DFA			1603DR	LOUISIANA	KATRINA	24,812,000.00	
		1604DR	MISSISSIPPI	KATRINA	54,950,344.86	3,405,080.35	
		1606DR	TEXAS	RITA	2,810,000.00		
		1607DR	LOUISIANA	RITA	20,000,000.00		
		1609DR	FLORIDA	WILMA	900,000.00		
		3216EM	TEXAS	KATRINA			
		3260EM	LOUISIANA	RITA	1,000,000.00		
25XX-OTHER SERVICES		1603DR	LOUISIANA	KATRINA	16,082.04		
		1604DR	MISSISSIPPI	KATRINA	313,372.80		
26XX-SUPPLIES & MATERIALS		1603DR	LOUISIANA	KATRINA	149,535,482.19	62,879,315.04	
		1604DR	MISSISSIPPI	KATRINA	90,958,532.13		
		1609DR	FLORIDA	WILMA	70,371,168.00		
MANUFACTURED HOUSING		1604DR	MISSISSIPPI	KATRINA	48,211.20	5,423.76	
DEPARTMENT OF DEFENSE Total					2,018,595,237.22	267,903,665.03	
MISSISSIPPI, STATE OF		414X-HOUSING & OTHER NEEDS	1604DR	MISSISSIPPI	KATRINA	1,195,528,354.04	1,136,456,288.14
		416X-PUBLIC ASSISTANCE	1604DR	MISSISSIPPI	KATRINA	798,754,367.35	444,216,050.63
		4173-HAZARD MITIGATION	1604DR	MISSISSIPPI	KATRINA	5,374,186.00	243,506.00
		CRISIS COUNSELING	1604DR	MISSISSIPPI	KATRINA	2,596,598.00	2,283,620.00



VENDOR ALPHA	PROGRAM NAME	PROG CODE	STATE NAME	EVENT NAME	OBLIGATIONS	EXPENDITURES	
MISSISSIPPI, STATE OF Total					2,002,253,505.39	1,583,199,464.77	
TX DEPARTMENT OF PUBLIC SAFETY	414X-HOUSING & OTHER NEEDS	1606DR	TEXAS	RITA	636,014,000.00	493,995,154.08	
	4154-OTHER NEEDS	1606DR	TEXAS	RITA	68,880,000.00	59,020,340.94	
	416X-PUBLIC ASSISTANCE	1606DR	TEXAS	RITA	154,944,887.67	83,606,128.31	
		3216EM	TEXAS	KATRINA	359,926,186.28	260,943,171.51	
		3261EM	TEXAS	RITA	4,079,929.16	2,869,728.31	
	CRISIS COUNSELING	1603DR	LOUISIANA	KATRINA	9,638,246.00		
		1606DR	TEXAS	RITA	650,742.00		
TX DEPARTMENT OF PUBLIC SAFETY Total					1,234,133,991.11	900,434,523.15	
FLORIDA BUREAU OF DISASTER	414X-HOUSING & OTHER NEEDS	1609DR	FLORIDA	WILMA	333,695,000.00	275,227,006.09	
	416X-PUBLIC ASSISTANCE	1602DR	FLORIDA	KATRINA	129,752,553.83	49,711,970.80	
		1609DR	FLORIDA	WILMA	447,467,204.21	122,208,460.78	
		3220EM	FLORIDA	KATRINA	7,845,818.93		
		3259EM	FLORIDA	RITA	8,237,123.60	2,688,758.33	
	CRISIS COUNSELING	1604DR	MISSISSIPPI	KATRINA	1,250,625.00		
		1609DR	FLORIDA	WILMA	924,098.20		
FLORIDA BUREAU OF DISASTER Total					929,172,423.77	449,836,196.00	
ENVIRONMENTAL PROTECTION AGENCY	2501-MISSIONS-FOS	1602DR	FLORIDA	KATRINA	20,000.00		
		1603DR	LOUISIANA	KATRINA	22,517,000.00		
		1604DR	MISSISSIPPI	KATRINA	2,529,200.00		
		1605DR	ALABAMA	KATRINA	10,000.00	4,164.37	
		1606DR	TEXAS	RITA	10,000.00		
		1609DR	FLORIDA	WILMA	40,000.00		
		3213EM	MISSISSIPPI	KATRINA	10,000.00	6,188.73	
		3214EM	ALABAMA	KATRINA			
		3259EM	FLORIDA	RITA	10,000.00		
		3260EM	LOUISIANA	RITA	25,000.00		
		3261EM	TEXAS	RITA	5,000,000.00		
		2507-MISSIONS-TA	1603DR	LOUISIANA	KATRINA	2,500,000.00	
			1604DR	MISSISSIPPI	KATRINA	10,300,000.00	
			1605DR	ALABAMA	KATRINA	3,000,000.00	
	2508-MISSIONS-DFA	1609DR	FLORIDA	WILMA	100,000.00		
		3214EM	ALABAMA	KATRINA			
		1603DR	LOUISIANA	KATRINA	197,000,000.00		
		1604DR	MISSISSIPPI	KATRINA	56,500,000.00		
		1605DR	ALABAMA	KATRINA	27,000,000.00	490,046.97	
	25XX-OTHER SERVICES	1607DR	LOUISIANA	RITA	39,500,000.00		
		1609DR	FLORIDA	WILMA	300,000.00		
		1603DR	LOUISIANA	KATRINA	258,065,898.00		
		1607DR	LOUISIANA	RITA	136,276,039.00		
	ENVIRONMENTAL PROTECTION AGENCY Total					760,713,137.00	500,400.07
	DEPARTMENT OF TRANSPORTATION	21XX-TRAVEL OF PEOPLE	1604DR	MISSISSIPPI	KATRINA		
		2501-MISSIONS-FOS	1602DR	FLORIDA	KATRINA	6,010,000.00	126,376.88
			1603DR	LOUISIANA	KATRINA	69,703,000.00	
1604DR			MISSISSIPPI	KATRINA	93,685,000.00	5,879,188.09	
1605DR			ALABAMA	KATRINA	24,010,000.00	6,292.23	
1606DR			TEXAS	RITA	15,100,000.00	256,871.45	
1607DR			LOUISIANA	RITA	25,000,000.00	722,184.19	
1609DR			FLORIDA	WILMA	20,083,000.00	44,305.88	
3212EM			LOUISIANA	KATRINA	6,120,000.00	62,555.20	
3213EM			MISSISSIPPI	KATRINA	35,000.00	16,073.98	
3214EM			ALABAMA	KATRINA			
3215EM			ARKANSAS	KATRINA	50,000.00		
3216EM			TEXAS	KATRINA	4,000,000.00		
3259EM			FLORIDA	RITA	10,000.00		
3261EM			TEXAS	RITA	16,800,000.00		
2507-MISSIONS-TA			1604DR	MISSISSIPPI	KATRINA	50,000.00	
2508-MISSIONS-DFA			1603DR	LOUISIANA	KATRINA	256,000,000.00	35,918,356.36
			1604DR	MISSISSIPPI	KATRINA	3,353,213.00	
			1607DR	LOUISIANA	RITA	10,000,000.00	125,865.30
			3215EM	ARKANSAS	KATRINA	500,000.00	
		3216EM	TEXAS	KATRINA	2,500,000.00		
3260EM		LOUISIANA	RITA				
DEPARTMENT OF TRANSPORTATION Total					553,009,213.00	43,158,069.56	
GULF STREAM COACH, INC.		MANUFACTURED HOUSING	1603DR	LOUISIANA	KATRINA	100,621,000.00	100,378,869.00
			1604DR	MISSISSIPPI	KATRINA	73,885,500.00	72,389,761.00
			1605DR	ALABAMA	KATRINA	346,871,000.00	239,730,754.00
GULF STREAM COACH, INC. Total					521,377,500.00	412,499,384.00	
BECHTEL NATIONAL, INC.	25XX-OTHER SERVICES	1604DR	MISSISSIPPI	KATRINA	8,116,537.50		
	MANUFACTURED HOUSING	1603DR	LOUISIANA	KATRINA	1,117,125.00		
		1604DR	MISSISSIPPI	KATRINA	456,385,666.00	218,236,365.91	
BECHTEL NATIONAL, INC. Total					465,619,328.50	218,236,365.91	
USDA FOREST SERVICE	2501-MISSIONS-FOS	1602DR	FLORIDA	KATRINA	85,000.00		
		1603DR	LOUISIANA	KATRINA	139,776,000.00		

VENDOR ALPHA	PROGRAM NAME	PROG CODE	STATE NAME	EVENT NAME	OBLIGATIONS	EXPENDITURES
		1604DR	MISSISSIPPI	KATRINA	8,607,000.00	
		1605DR	ALABAMA	KATRINA	1,280,000.00	
		1606DR	TEXAS	RITA	124,330,000.00	
		1609DR	FLORIDA	WILMA	5,910,000.00	
		3213EM	MISSISSIPPI	KATRINA	80,288.00	
		3214EM	ALABAMA	KATRINA		
		3216EM	TEXAS	KATRINA	5,000.00	
		3217EM	TENNESSEE	KATRINA		
		3218EM	GEORGIA	KATRINA		
		3222EM	NORTH CAROLINA	KATRINA		
		3231EM	KENTUCKY	KATRINA		
		3233EM	SOUTH CAROLINA	KATRINA		
		3241EM	ARIZONA	KATRINA		
		3259EM	FLORIDA	RITA	3,000,000.00	180.91
		3261EM	TEXAS	RITA	740,000.00	
		3261EM	TEXAS	RITA	21,155,000.00	
	2507-MISSIONS-TA	1602DR	FLORIDA	KATRINA	10,000.00	
		1604DR	MISSISSIPPI	KATRINA	62,500.00	
	2508-MISSIONS-DFA	1603DR	LOUISIANA	KATRINA	10,000,000.00	
		1604DR	MISSISSIPPI	KATRINA	6,700,000.00	
		1606DR	TEXAS	RITA	650,000.00	
		1607DR	LOUISIANA	RITA	40,500,000.00	
		3216EM	TEXAS	KATRINA	22,500,000.00	
					385,390,788.00	180.91
USDA FOREST SERVICE Total						
MORGAN BUILDINGS & SPAS, INC.	25XX-OTHER SERVICES	1606DR	TEXAS	RITA	14,996.00	
	31XX-EQUIPMENT	1603DR	LOUISIANA	KATRINA	125,000.00	125,000.00
	MANUFACTURED HOUSING	1603DR	LOUISIANA	KATRINA	114,362,394.00	45,731,965.70
		1604DR	MISSISSIPPI	KATRINA	26,122,500.00	26,032,892.52
		1605DR	ALABAMA	KATRINA	231,700,000.00	170,285,110.98
					372,324,890.00	242,174,969.20
MORGAN BUILDINGS & SPAS, INC. Total						
CORPORATE LODGING CONSULTANTS, INC.	21XX-TRAVEL OF PEOPLE	1604DR	MISSISSIPPI	KATRINA	45,000.00	35,142.92
	25XX-OTHER SERVICES	1603DR	LOUISIANA	KATRINA	162,767,264.00	132,925,146.77
		1604DR	MISSISSIPPI	KATRINA	77,684,376.00	73,639,145.49
		1605DR	ALABAMA	KATRINA	18,496,280.00	12,132,581.24
		1606DR	TEXAS	RITA	62,887,352.00	62,324,261.48
		1607DR	LOUISIANA	RITA	48,090,328.00	39,703,131.61
					369,970,600.00	320,759,409.51
CORPORATE LODGING CONSULTANTS, INC. Total						
FLUOR DANIEL INC	2594-INSPECTIONS PA TAC	1602DR	FLORIDA	KATRINA	2,800,000.00	1,263,397.90
		1603DR	LOUISIANA	KATRINA	40,047,000.00	10,090,369.16
		1604DR	MISSISSIPPI	KATRINA	19,550,000.00	6,227,507.79
		1605DR	ALABAMA	KATRINA	570,000.00	123,449.31
		1606DR	TEXAS	RITA	4,810,000.00	2,185,181.76
		1607DR	LOUISIANA	RITA	2,375,000.00	241,139.92
		1609DR	FLORIDA	WILMA	11,645,000.00	615,358.45
		3216EM	TEXAS	KATRINA	2,250,000.00	833,836.25
	MANUFACTURED HOUSING	1603DR	LOUISIANA	KATRINA	213,628,468.22	119,354,763.00
		1605DR	ALABAMA	KATRINA	1,816,792.00	1,155,968.58
		1606DR	TEXAS	RITA	4,701,226.00	644,761.72
		1609DR	FLORIDA	WILMA	1,512,583.00	
					305,706,069.22	142,735,733.84
FLUOR DANIEL INC Total						
PRECISION HOMES	MANUFACTURED HOUSING	1603DR	LOUISIANA	KATRINA	125,000,000.00	125,000,000.00
		1605DR	ALABAMA	KATRINA	162,515,000.00	153,790,316.99
					287,515,000.00	278,790,316.99
PRECISION HOMES Total						
DEPARTMENT OF HEALTH AND HUMAN SERVICES	2501-MISSIONS-FOS	1602DR	FLORIDA	KATRINA	365,000.00	
		1603DR	LOUISIANA	KATRINA	515,000.00	
		1604DR	MISSISSIPPI	KATRINA	2,695,000.00	
		1605DR	ALABAMA	KATRINA	50,000.00	
		1606DR	TEXAS	RITA	23,000,000.00	
		1609DR	FLORIDA	WILMA	1,230,000.00	
		3213EM	MISSISSIPPI	KATRINA	50,000.00	
		3214EM	ALABAMA	KATRINA		
		3215EM	ARKANSAS	KATRINA	10,000.00	
		3216EM	TEXAS	KATRINA	80,000.00	
		3217EM	TENNESSEE	KATRINA	2,000.00	
		3218EM	GEORGIA	KATRINA	52,000.00	
		3222EM	NORTH CAROLINA	KATRINA	2,000.00	
		3231EM	KENTUCKY	KATRINA	2,000.00	
		3233EM	SOUTH CAROLINA	KATRINA	2,000.00	
		3259EM	FLORIDA	RITA	10,000.00	
		3261EM	TEXAS	RITA	40,180,000.00	
	2507-MISSIONS-TA	1603DR	LOUISIANA	KATRINA	30,000.00	
		1604DR	MISSISSIPPI	KATRINA	682,300.00	
		3217EM	TENNESSEE	KATRINA	5,000.00	
	2508-MISSIONS-DFA	1603DR	LOUISIANA	KATRINA	78,150,000.00	
		1604DR	MISSISSIPPI	KATRINA	64,895,500.00	



VENDOR ALPHA	PROGRAM NAME	PROG CODE	STATE NAME	EVENT NAME	OBLIGATIONS	EXPENDITURES		
		1605DR	ALABAMA	KATRINA				
		1607DR	LOUISIANA	RITA	20,100,000.00			
		1609DR	FLORIDA	WILMA	8,165,000.00			
		3215EM	ARKANSAS	KATRINA	3,000,000.00			
		3216EM	TEXAS	KATRINA	10,050,000.00			
		3237EM	ALABAMA	KATRINA	1,000,000.00			
		3260EM	LOUISIANA	RITA				
		25XX-OTHER SERVICES	1604DR	MISSISSIPPI	KATRINA	2,909,940.00	1,502,233.68	
			1605DR	ALABAMA	KATRINA	205,500.00		
			1606DR	TEXAS	RITA	400,000.00		
			1609DR	FLORIDA	WILMA	10,000.00		
		26XX-SUPPLIES & MATERIALS	1604DR	MISSISSIPPI	KATRINA	3,050,000.00	2,551,115.88	
		CRISIS COUNSELING	1604DR	MISSISSIPPI	KATRINA	6,658,389.00	6,658,389.00	
			1605DR	ALABAMA	KATRINA	488,246.00		
DEPARTMENT OF HEALTH AND HUMAN SERVICES Total					268,044,875.00	10,711,738.56		
AMERICAN RED CROSS	2501-MISSIONS-FOS	1603DR	LOUISIANA	KATRINA	50,000.00	2,553.90		
		1606DR	TEXAS	RITA	30,000.00			
		3232EM	MISSOURI	KATRINA	5,000.00			
		3261EM	TEXAS	RITA	10,000.00			
	25XX-OTHER SERVICES	1603DR	LOUISIANA	KATRINA	110,000,000.00	110,000,000.00		
		1604DR	MISSISSIPPI	KATRINA	52,500,000.00	52,500,000.00		
		1605DR	ALABAMA	KATRINA	12,500,000.00	12,500,000.00		
		1606DR	TEXAS	RITA	42,500,000.00	4,839,415.74		
		1607DR	LOUISIANA	RITA	32,500,000.00	32,500,000.00		
		31XX-EQUIPMENT	1604DR	MISSISSIPPI	KATRINA	199,800.00		
	AMERICAN RED CROSS Total					250,294,800.00	212,341,969.64	
	US DEPARTMENT OF LABOR	2501-MISSIONS-FOS	1603DR	LOUISIANA	KATRINA		17,938.44	
			1604DR	MISSISSIPPI	KATRINA	325,000.00		
		2503-UNEMPLOYMENT	1603DR	LOUISIANA	KATRINA	164,627,958.00	164,627,958.00	
1604DR			MISSISSIPPI	KATRINA	55,750,000.00	55,750,000.00		
1605DR			ALABAMA	KATRINA	1,150,000.00	1,150,000.00		
1606DR			TEXAS	RITA	5,089,161.00	5,089,161.00		
1607DR			LOUISIANA	RITA	11,309,413.00	11,309,413.00		
1609DR			FLORIDA	WILMA	5,770,125.00	5,770,125.00		
US DEPARTMENT OF LABOR Total					244,021,657.00	243,714,595.44		
AL EMERGENCY MANAGEMENT AGENCY			414X-HOUSING & OTHER NEEDS	1605DR	ALABAMA	KATRINA	118,694,783.12	113,366,636.37
	416X-PUBLIC ASSISTANCE	1605DR	ALABAMA	KATRINA	91,214,956.53	58,374,502.21		
		3237EM	ALABAMA	KATRINA	898,565.73	800,853.56		
	CRISIS COUNSELING	1605DR	ALABAMA	KATRINA	3,135,574.00	996,179.37		
AL EMERGENCY MANAGEMENT AGENCY Total					213,943,879.38	173,538,171.51		
FEDERAL PROTECTIVE SERVICE/DHS	2501-MISSIONS-FOS	1603DR	LOUISIANA	KATRINA	132,651,820.00	619,180.47		
		1604DR	MISSISSIPPI	KATRINA	17,220,773.00	252,566.50		
		1605DR	ALABAMA	KATRINA	5,452,500.00	54,484.91		
		1606DR	TEXAS	RITA	6,110,000.00			
		1607DR	LOUISIANA	RITA	5,000,000.00			
		1609DR	FLORIDA	WILMA	30,371,511.90			
		3213EM	MISSISSIPPI	KATRINA	188,608.00			
		3214EM	ALABAMA	KATRINA	31,478.00			
		3215EM	ARKANSAS	KATRINA	345,000.00			
		3216EM	TEXAS	KATRINA	6,000,000.00			
		3259EM	FLORIDA	RITA	10,000.00			
		3260EM	LOUISIANA	RITA	125,000.00			
		3261EM	TEXAS	RITA	100,000.00			
		2507-MISSIONS-TA	1603DR	LOUISIANA	KATRINA			
		2508-MISSIONS-DFA	1603DR	LOUISIANA	KATRINA			
			1604DR	MISSISSIPPI	KATRINA	700,000.00	35,231.08	
		1609DR	FLORIDA	WILMA	150,000.00			
		3260EM	LOUISIANA	RITA	100,000.00			
	25XX-OTHER SERVICES	1602DR	FLORIDA	KATRINA	5,616,000.00			
		1605DR	ALABAMA	KATRINA	70,272.00			
	FEDERAL PROTECTIVE SERVICE/DHS Total					210,242,962.90	961,462.96	
	US COAST GUARD	2501-MISSIONS-FOS	1602DR	FLORIDA	KATRINA	1.00		
			1603DR	LOUISIANA	KATRINA	3,275,000.00		
1604DR			MISSISSIPPI	KATRINA	13,970,000.00			
1605DR			ALABAMA	KATRINA	2,275,000.00			
1606DR			TEXAS	RITA	100,000.00			
1609DR			FLORIDA	WILMA	50,000.00			
3214EM			ALABAMA	KATRINA				
3259EM			FLORIDA	RITA	16,000.00			
3260EM			LOUISIANA	RITA	25,000.00			
3261EM			TEXAS	RITA	322,000.00			
2507-MISSIONS-TA			1603DR	LOUISIANA	KATRINA	30,000.00		
2508-MISSIONS-DFA			1603DR	LOUISIANA	KATRINA	116,000,000.00		
			1604DR	MISSISSIPPI	KATRINA	30,000,000.00		



VENDOR ALPHA	PROGRAM NAME	PROG CODE	STATE NAME	EVENT NAME	OBLIGATIONS	EXPENDITURES
		1605DR	ALABAMA	KATRINA		
		1606DR	TEXAS	RITA	8,000,000.00	
		1607DR	LOUISIANA	RITA	18,400,000.00	
		1609DR	FLORIDA	WILMA	70,000.00	
US COAST GUARD Total					192,533,001.00	
GENERAL SERVICES ADMINISTRATION	21XX-TRAVEL OF PEOPLE	1604DR	MISSISSIPPI	KATRINA	32,208.00	
	22XX-TRANSPORT OF THINGS	1602DR	FLORIDA	KATRINA	20,000.00	
		1603DR	LOUISIANA	KATRINA	4,240,000.00	
		1604DR	MISSISSIPPI	KATRINA	640,000.00	
		1605DR	ALABAMA	KATRINA	361,600.00	
		1606DR	TEXAS	RITA	80,000.00	
		1607DR	LOUISIANA	RITA	2,000.00	
	23XX-RENT, COMM, UTILITIES	1602DR	FLORIDA	KATRINA	300,000.00	300,000.00
		1603DR	LOUISIANA	KATRINA	4,657,456.00	4,657,456.00
		1604DR	MISSISSIPPI	KATRINA	2,379,451.00	2,361,731.28
		1605DR	ALABAMA	KATRINA	643,984.00	643,983.97
		1606DR	TEXAS	RITA	2,289,430.00	2,277,189.00
		1607DR	LOUISIANA	RITA	1,403,062.00	1,403,062.00
		1609DR	FLORIDA	WILMA	100,000.00	100,000.00
		3214EM	ALABAMA	KATRINA	30,000.00	30,000.00
		1602DR	FLORIDA	KATRINA	165,000.00	
		1603DR	LOUISIANA	KATRINA	11,705,000.00	167,245.49
		1604DR	MISSISSIPPI	KATRINA	62,623,291.00	208,034.01
		1605DR	ALABAMA	KATRINA	11,333,000.00	
		1606DR	TEXAS	RITA	370,000.00	
		1607DR	LOUISIANA	RITA	5,502,685.00	
		1609DR	FLORIDA	WILMA	170,000.00	3,334.32
		3212EM	LOUISIANA	KATRINA	4,000,000.00	
		3213EM	MISSISSIPPI	KATRINA	1,770,000.00	
		3214EM	ALABAMA	KATRINA		
		3215EM	ARKANSAS	KATRINA	60,000.00	7,451.56
		3216EM	TEXAS	KATRINA	285,000.00	7,872.19
		3224EM	COLORADO	KATRINA		
		3259EM	FLORIDA	RITA	10,000.00	
		3261EM	TEXAS	RITA	520,000.00	
	2501-MISSIONS-FOS	1603DR	LOUISIANA	KATRINA	1,000,000.00	
		1604DR	MISSISSIPPI	KATRINA		
		1609DR	FLORIDA	WILMA		
		3212EM	LOUISIANA	KATRINA	1,500,000.00	
		3223EM	UTAH	KATRINA	5,000.00	
	2508-MISSIONS-DFA	1603DR	LOUISIANA	KATRINA		
		1604DR	MISSISSIPPI	KATRINA		
		1609DR	FLORIDA	WILMA		
		3212EM	LOUISIANA	KATRINA	1,500,000.00	
		3223EM	UTAH	KATRINA	5,000.00	
	25XX-OTHER SERVICES	1603DR	LOUISIANA	KATRINA	5,340,000.00	1,516,311.53
		1604DR	MISSISSIPPI	KATRINA	52,678,892.95	2,579,215.49
		1605DR	ALABAMA	KATRINA	144,000.00	
		1609DR	FLORIDA	WILMA	5,128,000.00	
	26XX-SUPPLIES & MATERIALS	1603DR	LOUISIANA	KATRINA	1,053.45	
		1604DR	MISSISSIPPI	KATRINA	60,000.00	
GENERAL SERVICES ADMINISTRATION Total					181,550,113.40	16,262,886.84
CH2M HILL CONSTRUCTORS, INC.	2507-MISSIONS-TA	1604DR	MISSISSIPPI	KATRINA		
	2592-INSPECTIONS IHP/IFG	1604DR	MISSISSIPPI	KATRINA	1,665,499.84	57,940.11
	MANUFACTURED HOUSING	1603DR	LOUISIANA	KATRINA	91,329,336.56	44,475,181.24
		1604DR	MISSISSIPPI	KATRINA	38,147,852.34	13,068,669.73
		1605DR	ALABAMA	KATRINA	24,548,524.99	17,355,180.26
		1606DR	TEXAS	RITA	25,359,685.09	13,215,699.01
CH2M HILL CONSTRUCTORS, INC. Total					181,050,898.82	88,172,670.35
SHAW ENVIRONMENTAL & INFRASTRUCTURE	MANUFACTURED HOUSING	1603DR	LOUISIANA	KATRINA	145,774,089.50	111,938,444.55
		1604DR	MISSISSIPPI	KATRINA	2,756,363.00	1,446,033.17
		1605DR	ALABAMA	KATRINA	9,949,690.00	4,561,142.26
		1606DR	TEXAS	RITA	11,666,984.00	9,772,903.87
		1607DR	LOUISIANA	RITA	1,503,895.00	882,171.94
SHAW ENVIRONMENTAL & INFRASTRUCTURE Total					171,651,021.50	128,600,695.79
CLEARBROOK LLC	23XX-RENT, COMM, UTILITIES	1603DR	LOUISIANA	KATRINA	21,724,500.00	13,374,912.75
	25XX-OTHER SERVICES	1603DR	LOUISIANA	KATRINA	30,823,240.00	4,825,063.81
	26XX-SUPPLIES & MATERIALS	1607DR	LOUISIANA	RITA	8,390,250.00	8,189,240.40
	31XX-EQUIPMENT	1603DR	LOUISIANA	KATRINA	8,289,596.00	6,284,560.00
	32XX-LAND & STRUCTURES	1603DR	LOUISIANA	KATRINA	363,700.00	186,848.00
	MANUFACTURED HOUSING	1603DR	LOUISIANA	KATRINA	97,306,980.00	96,774,868.00
CLEARBROOK LLC Total					166,898,266.00	129,635,492.96
GBL'S	22XX-TRANSPORT OF THINGS	1602DR	FLORIDA	KATRINA	500,000.00	32,877.28
		1603DR	LOUISIANA	KATRINA	106,000,000.00	40,256,095.55
		1604DR	MISSISSIPPI	KATRINA	26,030,000.00	18,639,220.25
		1605DR	ALABAMA	KATRINA	10,040,000.00	1,746,927.72
		1606DR	TEXAS	RITA	2,250,000.00	997,982.31
		1607DR	LOUISIANA	RITA	50,000.00	9,075.16
		1609DR	FLORIDA	WILMA	10,000,000.00	964,313.42



VENDOR ALPHA	PROGRAM NAME	PROG CODE	STATE NAME	EVENT NAME	OBLIGATIONS	EXPENDITURES
	25XX-OTHER SERVICES	1603DR	LOUISIANA	KATRINA	2,500.00	
GBL'S Total					154,872,500.00	62,646,491.69
CMH MANUFACTURING, INC.	MANUFACTURED HOUSING	1603DR	LOUISIANA	KATRINA	69,790,000.00	36,484,910.00
		1604DR	MISSISSIPPI	KATRINA	69,177,578.79	69,174,578.79
CMH MANUFACTURING, INC. Total					138,967,578.79	105,659,488.79
PARTNERSHIP FOR RESPONSE & RECOVERY	2592-INSPECTIONS IHP/IFG	1603DR	LOUISIANA	KATRINA	49,237,570.40	33,637,060.94
		1604DR	MISSISSIPPI	KATRINA	48,518,439.84	34,573,167.81
		1606DR	TEXAS	RITA	495,566.55	
		1607DR	LOUISIANA	RITA	14,211,750.00	10,308,472.56
		1609DR	FLORIDA	WILMA	24,363,000.00	19,941,846.39
	25XX-OTHER SERVICES	1603DR	LOUISIANA	KATRINA		
PARTNERSHIP FOR RESPONSE & RECOVERY Total					136,826,326.79	98,460,547.70
NORTH AMERICAN CATASTROPHE SVCS INC	MANUFACTURED HOUSING	1603DR	LOUISIANA	KATRINA	69,232,757.00	47,986,008.23
		1605DR	ALABAMA	KATRINA	53,989,838.00	50,085,317.94
		1609DR	FLORIDA	WILMA	4,194,556.00	
NORTH AMERICAN CATASTROPHE SVCS INC Total					127,417,151.00	98,071,326.17
FEMA GROUP TRAVEL	21XX-TRAVEL OF PEOPLE	1602DR	FLORIDA	KATRINA	2,064,000.00	1,596,078.82
		1603DR	LOUISIANA	KATRINA	34,725,022.26	33,945,572.11
		1604DR	MISSISSIPPI	KATRINA	36,216,330.49	25,086,746.86
		1605DR	ALABAMA	KATRINA	9,989,385.32	7,611,396.46
		1606DR	TEXAS	RITA	21,031,334.65	16,067,583.44
		1607DR	LOUISIANA	RITA	1,588,157.96	1,423,383.73
		1609DR	FLORIDA	WILMA	11,604,650.00	9,510,625.66
		3212EM	LOUISIANA	KATRINA	5,559.37	5,559.37
		3215EM	ARKANSAS	KATRINA	1,192,159.85	1,160,461.47
		3216EM	TEXAS	KATRINA	3,076,322.65	2,814,510.41
		3217EM	TENNESSEE	KATRINA	70,000.00	67,982.84
		3218EM	GEORGIA	KATRINA	40,000.00	767.15
		3219EM	OKLAHOMA	KATRINA	78,459.16	69,573.93
		3221EM	WEST VIRGINIA	KATRINA	28,221.70	26,021.70
		3223EM	UTAH	KATRINA	74,189.00	18,931.81
		3224EM	COLORADO	KATRINA	107,487.74	79,655.93
		3225EM	MICHIGAN	KATRINA	190,000.00	59,426.55
		3226EM	DISTRICT OF COLUMBIA	KATRINA	59,691.16	36,274.94
		3227EM	WASHINGTON	KATRINA	59,497.12	52,352.79
		3228EM	OREGON	KATRINA	20,421.63	13,458.82
		3229EM	NEW MEXICO	KATRINA	44,429.60	40,024.71
		3230EM	ILLINOIS	KATRINA	60,000.00	630.40
		3231EM	KENTUCKY	KATRINA	20,000.00	7,960.79
		3232EM	MISSOURI	KATRINA	213,804.50	188,732.86
		3233EM	SOUTH CAROLINA	KATRINA	55,000.00	40,089.27
		3234EM	SOUTH DAKOTA	KATRINA	58,872.00	5,135.36
		3235EM	PENNSYLVANIA	KATRINA	84,907.34	76,907.34
		3236EM	KANSAS	KATRINA	30,098.36	186.90
		3238EM	INDIANA	KATRINA	50,000.00	
		3239EM	IOWA	KATRINA	55,000.00	4,927.66
		3240EM	VIRGINIA	KATRINA	7,659.06	7,659.06
		3241EM	ARIZONA	KATRINA	158,740.00	72,049.07
		3242EM	MINNESOTA	KATRINA	50,000.00	
		3243EM	NEVADA	KATRINA	186,000.26	101,245.26
		3244EM	IDAHO	KATRINA	3,603.26	3,603.26
		3245EM	NEBRASKA	KATRINA	55,277.30	1,301.61
		3246EM	CONNECTICUT	KATRINA	39,800.00	6,209.38
		3247EM	NORTH DAKOTA	KATRINA	62,113.00	15,492.46
		3248EM	CALIFORNIA	KATRINA	326,780.00	209,688.32
		3249EM	WISCONSIN	KATRINA	50,000.00	
		3250EM	OHIO	KATRINA	50,000.00	
		3251EM	MARYLAND	KATRINA	54,039.67	52,711.86
		3252EM	MASSACHUSETTS	KATRINA	74,800.00	50,950.79
		3253EM	MONTANA	KATRINA	53,459.07	4,524.11
		3255EM	RHODE ISLAND	KATRINA	26,000.00	7,916.15
		3256EM	MAINE	KATRINA	6,000.00	
		3257EM	NEW JERSEY	KATRINA	2,366.13	1,263.90
		3258EM	NEW HAMPSHIRE	KATRINA	6,000.00	91.71
		3259EM	FLORIDA	RITA	80,000.00	25,059.98
		3261EM	TEXAS	RITA	13,237.61	13,237.61
		3262EM	NEW YORK	KATRINA	60,300.00	60,272.57
		3263EM	DELAWARE	KATRINA	379.32	379.32
	MANUFACTURED HOUSING	1603DR	LOUISIANA	KATRINA	108,000.00	
FEMA GROUP TRAVEL Total					124,347,556.54	100,644,616.50
ALLTECH	2592-INSPECTIONS IHP/IFG	1603DR	LOUISIANA	KATRINA	37,059,872.96	27,210,106.35
		1605DR	ALABAMA	KATRINA	8,123,500.00	6,929,197.80
		1606DR	TEXAS	RITA	37,166,430.64	25,079,976.95
		1607DR	LOUISIANA	RITA	13,293,000.00	9,558,922.45

VENDOR ALPHA	PROGRAM NAME	PROG CODE	STATE NAME	EVENT NAME	OBLIGATIONS	EXPENDITURES
		1609DR	FLORIDA	WILMA	14,770,000.00	11,392,100.66
ALLTECH Total					110,412,803.60	80,170,304.21
NISTC	2594-INSPECTIONS PA TAC	1602DR	FLORIDA	KATRINA	4,024,400.00	2,551,911.98
		1603DR	LOUISIANA	KATRINA	63,045,200.00	12,096,456.49
		1604DR	MISSISSIPPI	KATRINA	31,460,300.00	6,855,719.09
		1605DR	ALABAMA	KATRINA	878,600.00	463,443.65
		1606DR	TEXAS	RITA	3,729,300.00	358.00
		1609DR	FLORIDA	WILMA	5,341,800.00	801,842.69
		3240EM	VIRGINIA	KATRINA	339,100.00	52,432.61
NISTC Total					108,818,700.00	22,822,164.51
BOURGET'S OF THE SOUTH, LLC	MANUFACTURED HOUSING	1603DR	LOUISIANA	KATRINA	7,355,005.60	7,355,005.60
		1605DR	ALABAMA	KATRINA	98,100,000.00	84,055,350.00
BOURGET'S OF THE SOUTH, LLC Total					105,455,005.60	91,410,355.60
AMERICOLD LOGISTICS LLC	22XX-TRANSPORT OF THINGS	1603DR	LOUISIANA	KATRINA	6,000,000.00	
		1604DR	MISSISSIPPI	KATRINA	25,168,506.58	25,000,000.00
	25XX-OTHER SERVICES	1603DR	LOUISIANA	KATRINA	6,000,000.00	
		1604DR	MISSISSIPPI	KATRINA	50,000,000.00	49,965,288.41
AMERICOLD LOGISTICS LLC Total					87,168,506.58	74,965,288.41
HOUSING & URBAN DEVELOPMENT	2501-MISSIONS-FOS	1603DR	LOUISIANA	KATRINA	3,695,000.00	
		1604DR	MISSISSIPPI	KATRINA	75,000.00	
		1605DR	ALABAMA	KATRINA		
		1606DR	TEXAS	RITA	120,000.00	
		3216EM	TEXAS	KATRINA	100,000.00	
	2508-MISSIONS-DFR	1603DR	LOUISIANA	KATRINA	79,000,000.00	11,127,134.00
HOUSING & URBAN DEVELOPMENT Total					82,990,000.00	11,127,134.00
CHAMPION HOME BUILDERS CO	MANUFACTURED HOUSING	1603DR	LOUISIANA	KATRINA	80,759,579.79	66,669,248.94
CHAMPION HOME BUILDERS CO Total					80,759,579.79	66,669,248.94
EMERGENCY RESPONSE PROG MANAGEMENT	2594-INSPECTIONS PA TAC	1602DR	FLORIDA	KATRINA	1,360,000.00	1,181,179.00
		1603DR	LOUISIANA	KATRINA	46,179,700.00	15,730,585.64
		1604DR	MISSISSIPPI	KATRINA	14,296,100.00	6,166,184.17
		1606DR	TEXAS	RITA	3,391,100.00	891,155.28
		1609DR	FLORIDA	WILMA	11,123,500.00	1,063,919.48
		3215EM	ARKANSAS	KATRINA	1,583,900.00	467,380.73
		3216EM	TEXAS	KATRINA	1,627,600.00	772,071.94
		3229EM	NEW MEXICO	KATRINA	95,700.00	74,645.38
EMERGENCY RESPONSE PROG MANAGEMENT Total					79,657,600.00	26,347,121.62
US BANK	21XX-TRAVEL OF PEOPLE	1603DR	LOUISIANA	KATRINA	38,950.00	17,178.58
		1604DR	MISSISSIPPI	KATRINA	40,898.90	3,226.41
		1605DR	ALABAMA	KATRINA	25,000.00	3,561.05
		1606DR	TEXAS	RITA	400,000.00	
		1607DR	LOUISIANA	RITA	30,000.00	19,813.91
		1609DR	FLORIDA	WILMA	53,500.00	503.57
		3215EM	ARKANSAS	KATRINA	1,000.00	
	22XX-TRANSPORT OF THINGS	1602DR	FLORIDA	KATRINA	5,000.00	140.00
		1603DR	LOUISIANA	KATRINA	40,560.43	100.00
		1604DR	MISSISSIPPI	KATRINA	6,100.00	696.00
		1606DR	TEXAS	RITA	35,000.00	804.35
		1609DR	FLORIDA	WILMA	10,000.00	
		3215EM	ARKANSAS	KATRINA	8,600.00	2,420.00
		3216EM	TEXAS	KATRINA	10,000.00	1,950.60
	23XX-RENT, COMM, UTILITIES	1603DR	LOUISIANA	KATRINA	1,422,690.00	329,875.08
		1604DR	MISSISSIPPI	KATRINA	308,596.79	125,422.32
		1605DR	ALABAMA	KATRINA	59,000.00	21,505.00
		1606DR	TEXAS	RITA	78,000.00	15,024.69
		1607DR	LOUISIANA	RITA	446,400.00	1,400.00
		1609DR	FLORIDA	WILMA	50,000.00	5,717.84
		3215EM	ARKANSAS	KATRINA	11,000.00	2,791.50
		3216EM	TEXAS	KATRINA	8,787.50	4,546.11
		3219EM	OKLAHOMA	KATRINA		
		3229EM	NEW MEXICO	KATRINA		
		3261EM	TEXAS	RITA	50,000.00	4,733.42
	24XX-PRINT & REPRO	1602DR	FLORIDA	KATRINA	10,500.00	
		1603DR	LOUISIANA	KATRINA	358,224.38	23,245.81
		1604DR	MISSISSIPPI	KATRINA	778,025.05	233,311.92
		1605DR	ALABAMA	KATRINA	200,892.00	74,516.27
		1606DR	TEXAS	RITA	341,360.00	127,494.05
		1607DR	LOUISIANA	RITA	170,000.00	63,781.75
		1609DR	FLORIDA	WILMA	80,749.80	30,753.91
		3215EM	ARKANSAS	KATRINA	5,150.00	2,234.46
		3216EM	TEXAS	KATRINA	31,554.44	23,596.04
		3219EM	OKLAHOMA	KATRINA	800.00	755.65
		3229EM	NEW MEXICO	KATRINA	45.00	36.64

VENDOR ALPHA	PROGRAM NAME	PROG CODE	STATE NAME	EVENT NAME	OBLIGATIONS	EXPENDITURES
		3261EM	TEXAS	RITA	20,000.00	20,000.00
	25XX-OTHER SERVICES	1602DR	FLORIDA	KATRINA	10,000.00	4,304.18
		1603DR	LOUISIANA	KATRINA	3,092,770.88	1,177,424.40
		1604DR	MISSISSIPPI	KATRINA	1,136,284.28	650,853.33
		1605DR	ALABAMA	KATRINA	160,000.00	42,707.49
		1606DR	TEXAS	RITA	290,641.87	96,496.21
		1607DR	LOUISIANA	RITA	752,162.58	30,593.51
		1609DR	FLORIDA	WILMA	137,948.00	14,946.58
		3215EM	ARKANSAS	KATRINA	5,000.00	1,125.00
		3216EM	TEXAS	KATRINA	15,425.96	11,537.29
		3219EM	OKLAHOMA	KATRINA		
		3229EM	NEW MEXICO	KATRINA		
		3261EM	TEXAS	RITA	50,000.00	590.39
	26XX-SUPPLIES & MATERIALS	1602DR	FLORIDA	KATRINA	74,703.70	37,991.05
		1603DR	LOUISIANA	KATRINA	19,528,461.48	5,960,291.13
		1604DR	MISSISSIPPI	KATRINA	8,915,315.27	4,909,704.50
		1605DR	ALABAMA	KATRINA	3,072,811.51	1,799,538.84
		1606DR	TEXAS	RITA	2,002,155.19	633,846.60
		1607DR	LOUISIANA	RITA	6,676,759.44	2,708,146.58
		1609DR	FLORIDA	WILMA	736,000.10	347,130.13
		3212EM	LOUISIANA	KATRINA	2,000.00	1,284.11
		3215EM	ARKANSAS	KATRINA	103,401.00	43,905.14
		3216EM	TEXAS	KATRINA	271,829.53	197,038.79
		3219EM	OKLAHOMA	KATRINA		
		3221EM	WEST VIRGINIA	KATRINA	100.00	94.45
		3223EM	UTAH	KATRINA	4,000.00	
		3224EM	COLORADO	KATRINA	4,000.00	1,729.21
		3225EM	MICHIGAN	KATRINA	2,000.00	711.67
		3227EM	WASHINGTON	KATRINA	250.00	112.64
		3229EM	NEW MEXICO	KATRINA	115.74	15.74
		3232EM	MISSOURI	KATRINA	5,000.00	1,986.16
		3261EM	TEXAS	RITA	135,500.00	22,851.20
	31XX-EQUIPMENT	1602DR	FLORIDA	KATRINA	89,500.00	26,622.00
		1603DR	LOUISIANA	KATRINA	6,999,913.03	2,569,349.97
		1604DR	MISSISSIPPI	KATRINA	5,557,476.98	3,865,502.39
		1605DR	ALABAMA	KATRINA	910,396.92	471,603.19
		1606DR	TEXAS	RITA	489,183.04	94,304.56
		1607DR	LOUISIANA	RITA	1,476,743.79	51,548.40
		1609DR	FLORIDA	WILMA	145,500.00	23,786.49
		3215EM	ARKANSAS	KATRINA	18,700.00	8,816.91
		3216EM	TEXAS	KATRINA	113,301.90	90,591.92
		3219EM	OKLAHOMA	KATRINA		
		3229EM	NEW MEXICO	KATRINA		
		3261EM	TEXAS	RITA	90,000.00	38,375.82
	MANUFACTURED HOUSING	1603DR	LOUISIANA	KATRINA	84,425.00	37,369.51
		1604DR	MISSISSIPPI	KATRINA	16,500.00	16,500.00
		1607DR	LOUISIANA	RITA	11,475.00	
US BANK Total					68,324,136.48	27,152,464.41
CUSTOMS AND BORDER PROTECTION	2501-MISSIONS-FOS	1602DR	FLORIDA	KATRINA	11,447,424.00	6,226,283.63
		1603DR	LOUISIANA	KATRINA	28,410,525.00	
		1604DR	MISSISSIPPI	KATRINA	8,517,200.00	266,152.45
		3216EM	TEXAS	KATRINA	500,000.00	
		3261EM	TEXAS	RITA	12,000,000.00	
	2508-MISSIONS-DFA	1604DR	MISSISSIPPI	KATRINA		
	26XX-SUPPLIES & MATERIALS	1604DR	MISSISSIPPI	KATRINA	302,730.00	302,730.00
CUSTOMS AND BORDER PROTECTION Total					61,177,879.00	6,795,166.08
U S DEPARTMENT OF JUSTICE	2501-MISSIONS-FOS	1603DR	LOUISIANA	KATRINA	2,764,600.00	
		1604DR	MISSISSIPPI	KATRINA	2,035,000.00	
		1609DR	FLORIDA	WILMA	45,000.00	
	2507-MISSIONS-TA	1603DR	LOUISIANA	KATRINA	150,000.00	
	2508-MISSIONS-DFA	1603DR	LOUISIANA	KATRINA	45,313,000.00	3,008,244.16
		1604DR	MISSISSIPPI	KATRINA	4,867,000.00	61,286.81
U S DEPARTMENT OF JUSTICE Total					55,174,600.00	3,069,530.97
Grand Total					24,590,007,733.32	12,018,218,564.95

FINANCIAL INFORMATION TOOL
FOR HURRICANE KATRINA, RITA, & WILMA DECLARATIONS ONLY
CHRONOLOGICAL LISTING BY DECLARATION OF OBLIGATION TRANSACTIONS GREATER THAN OR EQUAL TO \$50 MILLION (GROSS OF ANY SUBSEQUENT DE-OBLIGATIONS)

AS OF 03-01-2006 AT 7 AM

PROG CODE	STATE NAME	TRANS DATE	OBLIGATION NUMBER	VENDOR ALPHA	PROGRAM CATEGORY	OBLIGATIONS	QTY
1603DR	LOUISIANA	8/30/2005	1603DRLAMCOE-MVD 11	US ARMY CORPS OF ENGINEERS	2508-MISSIONS-DIRECT FED ASST (DFA)	50,000,000.00	1
		8/31/2005	1603DRLAMHHS 02	DEPARTMENT OF HEALTH AND HUMAN SERVICE	2501-MISSIONS-FED OPER SUP (FOS)	63,000,000.00	1
		9/3/2005	1603DRLAMCOE-MVD 05	US ARMY CORPS OF ENGINEERS	2508-MISSIONS-DIRECT FED ASST (DFA)	75,000,000.00	1
		9/4/2005	1603DRLAMCOE-MVD 07	US ARMY CORPS OF ENGINEERS	2508-MISSIONS-DIRECT FED ASST (DFA)	1,500,000,000.00	1
		9/5/2005	1603DRLAMDOD 23	DEPARTMENT OF DEFENSE	2501-MISSIONS-FED OPER SUP (FOS)	750,000,000.00	1
		9/6/2005	1603DRLAMDOD 29	DEPARTMENT OF DEFENSE	2501-MISSIONS-FED OPER SUP (FOS)	75,000,000.00	1
			1603DRLAMDOD 30	DEPARTMENT OF DEFENSE	2501-MISSIONS-FED OPER SUP (FOS)	490,000,000.00	1
			1603DRLAMDOD 31	DEPARTMENT OF DEFENSE	2501-MISSIONS-FED OPER SUP (FOS)	150,000,000.00	1
			1603DRLAMEPA 03	ENVIRONMENTAL PROTECTION AGENCY	2508-MISSIONS-DIRECT FED ASST (DFA)	75,000,000.00	1
			1603DRLATTHP 01	LA OFFICE OF HOMELAND SECURITY &	4141-RENTAL 408(a)	510,000,000.00	1
		9/8/2005	1603DRLAMDOD 40	DEPARTMENT OF DEFENSE	2501-MISSIONS-FED OPER SUP (FOS)	65,000,000.00	1
			1603DRLAP00000001	LA OFFICE OF HOMELAND SECURITY &	416X-PUBLIC ASSISTANCE (PA)	218,823,700.76	1
		9/9/2005	1603DRLATTHP 01	LA OFFICE OF HOMELAND SECURITY &	4141-RENTAL 408(a)	600,000,000.00	1
		9/10/2005	1603DRLAMCOE-MVD 21	US ARMY CORPS OF ENGINEERS	2501-MISSIONS-FED OPER SUP (FOS)	200,000,000.00	1
			1603DRLAMUSCG 07	US COAST GUARD	2501-MISSIONS-FED OPER SUP (FOS)	150,000,000.00	2
		9/13/2005	HSFEHQ-05-D-4125	PRECISION HOMES	3199-MH-PURCHASE UNITS-CAPITALIZED	125,000,000.00	1
			1603DRLAP00000001	LA OFFICE OF HOMELAND SECURITY &	416X-PUBLIC ASSISTANCE (PA)	51,293,678.90	1
			HSFEHQ-05-C-4000	GULF STREAM COACH, INC.	3190-MH-PURCHASE UNITS-NON-CAPITALIZED	99,996,000.00	1
		9/15/2005	1603DRLAMUSFS 15	USDA FOREST SERVICE	2501-MISSIONS-FED OPER SUP (FOS)	130,000,000.00	1
			1603DRLAP00000001	LA OFFICE OF HOMELAND SECURITY &	416X-PUBLIC ASSISTANCE (PA)	453,209,070.72	1
		9/16/2005	HSFE06-05-F-6232	CLEARBROOK LLC	3190-MH-PURCHASE UNITS-NON-CAPITALIZED	50,000,000.00	1
		9/17/2005	1603DRLATTHP 01	LA OFFICE OF HOMELAND SECURITY &	4141-RENTAL 408(a)	400,000,000.00	1
		9/21/2005	1603DRLAMDOD 06	DEPARTMENT OF TRANSPORTATION	2508-MISSIONS-DIRECT FED ASST (DFA)	150,000,000.00	1
		9/24/2005	1603DRLAMCOE-MVD 05	US ARMY CORPS OF ENGINEERS	2508-MISSIONS-DIRECT FED ASST (DFA)	100,000,000.00	1
		9/25/2005	1603DRLATTHP 01	LA OFFICE OF HOMELAND SECURITY &	4141-RENTAL 408(a)	1,370,400,000.00	1
		9/26/2005	HSFE04-05-F-7039	DEPARTMENT OF DEFENSE	2660-FOOD & BEVERAGES	62,930,000.00	1
		9/27/2005	HSFEHQ-05-D-4334	MORGAN BUILDINGS & SPAS, INC.	3199-MH-PURCHASE UNITS-CAPITALIZED	83,958,000.00	1
		9/28/2005	HSFEHQ-05-D-4332	CHAMPION HOME BUILDERS CO	3199-MH-PURCHASE UNITS-CAPITALIZED	59,800,000.00	1
		9/29/2005	1603DRLAMDHUD 04	HOUSING & URBAN DEVELOPMENT	2508-MISSIONS-DIRECT FED ASST (DFA)	79,000,000.00	1
		10/2/2005	1603DRLATTHP 01	LA OFFICE OF HOMELAND SECURITY &	4141-RENTAL 408(a)	350,000,000.00	1
		10/3/2005	1603DRLAMEPA 03	ENVIRONMENTAL PROTECTION AGENCY	2508-MISSIONS-DIRECT FED ASST (DFA)	88,000,000.00	1
		10/8/2005	1603DRLATTHP 19	LA OFFICE OF HOMELAND SECURITY &	4149-OTHER NEEDS ASSISTANCE (ONA) AWARDS	100,000,000.00	1
		10/20/2005	1603DRLAMUSCG 09	US COAST GUARD	2508-MISSIONS-DIRECT FED ASST (DFA)	75,000,000.00	1
		10/21/2005	1603DRLAMCOE-MVD 23	US ARMY CORPS OF ENGINEERS	2508-MISSIONS-DIRECT FED ASST (DFA)	200,000,000.00	1
		10/22/2005	HSFEHQ-06-C-0024	AMERICAN RED CROSS	2580-OTHER SERVICE CONTRACTS	110,000,000.00	1
		10/31/2005	1603DRLAP00000001	LA OFFICE OF HOMELAND SECURITY &	416X-PUBLIC ASSISTANCE (PA)	88,802,983.46	1
			HSFEHQ-05-D-0471	FLUOR DANIEL INC	2591-DISASTER HOUSING RESOURCES (DHR)	62,160,091.00	1
		11/1/2005	HSFEHQ-06-F-0047	CORPORATE LODGING CONSULTANTS, INC.	2580-OTHER SERVICE CONTRACTS	105,602,464.00	1
		11/5/2005	1603DRLATTHP 01	LA OFFICE OF HOMELAND SECURITY &	4141-RENTAL 408(a)	148,000,000.00	1
			1603DRLATTHP 17	LA OFFICE OF HOMELAND SECURITY &	4147-REPLACEMENT	386,000,000.00	1
			1603DRLATTHP 19	LA OFFICE OF HOMELAND SECURITY &	4149-OTHER NEEDS ASSISTANCE (ONA) AWARDS	361,000,000.00	1
		11/18/2005	1603DRLAMDOL 00	US DEPARTMENT OF LABOR	2503-DISASTER UNEMPLOYMENT (DUA)	55,000,000.00	1
		11/23/2005	1603DRLATTHP 19	LA OFFICE OF HOMELAND SECURITY &	4149-OTHER NEEDS ASSISTANCE (ONA) AWARDS	100,000,000.00	1
		12/5/2005	1603DRLATTHP 19	LA OFFICE OF HOMELAND SECURITY &	4149-OTHER NEEDS ASSISTANCE (ONA) AWARDS	50,000,000.00	1
		12/12/2005	1603DRLAMCOE-MVD 23	US ARMY CORPS OF ENGINEERS	2508-MISSIONS-DIRECT FED ASST (DFA)	199,932,487.70	1
			1603DRLAMUSCG 09	US COAST GUARD	2508-MISSIONS-DIRECT FED ASST (DFA)	75,000,000.00	1
		12/20/2005	HSFE06-06-X-2014	ENVIRONMENTAL PROTECTION AGENCY	2589-INTERAGENCY AGREEMENTS	255,865,898.00	1
		12/23/2005	1603DRLATTHP 19	LA OFFICE OF HOMELAND SECURITY &	4149-OTHER NEEDS ASSISTANCE (ONA) AWARDS	50,000,000.00	1
		12/29/2005	1603DRLATTHP 19	LA OFFICE OF HOMELAND SECURITY &	4149-OTHER NEEDS ASSISTANCE (ONA) AWARDS	75,000,000.00	1
		12/30/2005	1603DRLATTHP 19	LA OFFICE OF HOMELAND SECURITY &	4149-OTHER NEEDS ASSISTANCE (ONA) AWARDS	90,000,000.00	1
		1/6/2006	1603DRLATTHP 01	LA OFFICE OF HOMELAND SECURITY &	4141-RENTAL 408(a)	50,000,000.00	1
		1/7/2006	EMR-2006-GB-0000	GBL'S	2213-MH-TRANSPORTATION-DISASTER	70,000,000.00	1
		1/14/2006	1603DRLATTHP 19	LA OFFICE OF HOMELAND SECURITY &	4149-OTHER NEEDS ASSISTANCE (ONA) AWARDS	100,000,000.00	1
		1/19/2006	1603DRLATTHP 01	LA OFFICE OF HOMELAND SECURITY &	4141-RENTAL 408(a)	60,000,000.00	1
		1/30/2006	1603DRLATTHP 01	LA OFFICE OF HOMELAND SECURITY &	4141-RENTAL 408(a)	50,000,000.00	1
		2/7/2006	HSFEHQ-06-F-0047	CORPORATE LODGING CONSULTANTS, INC.	2580-OTHER SERVICE CONTRACTS	52,800,000.00	1
		2/16/2006	HSFEHQ-05-D-0592	CH2M HILL CONSTRUCTORS, INC.	2591-DISASTER HOUSING RESOURCES (DHR)	75,178,562.50	1
3/1/2006	HSFEHQ-05-D-0471	FLUOR DANIEL INC	2591-DISASTER HOUSING RESOURCES (DHR)	158,488,970.76	1		
1604DR	MISSISSIPPI	9/2/2005	1604DRMSMDOD 17	DEPARTMENT OF DEFENSE	2501-MISSIONS-FED OPER SUP (FOS)	220,000,000.00	2
		9/3/2005	1604DRSMCOE-MVD 16	US ARMY CORPS OF ENGINEERS	2508-MISSIONS-DIRECT FED ASST (DFA)	80,000,000.00	1

PROG CODE	STATE NAME	TRANS DATE	OBLIGATION NUMBER	VENDOR ALPHA	PROGRAM CATEGORY	OBLIGATIONS	QTY		
			1604DRMSMDOD 19	DEPARTMENT OF DEFENSE	2501-MISSIONS-FED OPER SUP (FOS)	1,000,000,000.00	1		
			9/4/2005	1604DRMSMCOE-MVD 11	US ARMY CORPS OF ENGINEERS	2501-MISSIONS-FED OPER SUP (FOS)	80,000,000.00	1	
			1604DRMSMGSA 16	GENERAL SERVICES ADMINISTRATION	2501-MISSIONS-FED OPER SUP (FOS)	50,000,000.00	1		
			9/5/2005	1604DRMSMCOE-MVD 09	US ARMY CORPS OF ENGINEERS	2508-MISSIONS-DIRECT FED ASST (DFA)	320,000,000.00	1	
				1604DRMSMCOE-MVD 10	US ARMY CORPS OF ENGINEERS	2508-MISSIONS-DIRECT FED ASST (DFA)	71,000,000.00	1	
				1604DRMSMCOE-MVD 11	US ARMY CORPS OF ENGINEERS	2501-MISSIONS-FED OPER SUP (FOS)	100,000,000.00	1	
			9/6/2005	1604DRMSMDOT 05	DEPARTMENT OF TRANSPORTATION	2501-MISSIONS-FED OPER SUP (FOS)	90,000,000.00	1	
				1604DRMSTTHP 01	MISSISSIPPI, STATE OF	4141-RENTAL 408(a)	100,000,000.00	1	
				9/7/2005	1604DRMSMCOE-MVD 12	US ARMY CORPS OF ENGINEERS	2501-MISSIONS-FED OPER SUP (FOS)	180,000,000.00	1
			9/10/2005	1604DRMSMDOD 19	DEPARTMENT OF DEFENSE	2501-MISSIONS-FED OPER SUP (FOS)	500,000,000.00	1	
				1604DRMSMDOD 27	DEPARTMENT OF DEFENSE	2508-MISSIONS-DIRECT FED ASST (DFA)	50,000,000.00	1	
				1604DRMSTTHP 01	MISSISSIPPI, STATE OF	4141-RENTAL 408(a)	96,000,000.00	1	
			9/11/2005	1604DRMSTTHP 01	MISSISSIPPI, STATE OF	4141-RENTAL 408(a)	100,000,000.00	1	
				9/12/2005	1604DRMSTTHP 01	MISSISSIPPI, STATE OF	4141-RENTAL 408(a)	300,000,000.00	1
				9/17/2005	1604DRMSMCOE-MVD 25	US ARMY CORPS OF ENGINEERS	2508-MISSIONS-DIRECT FED ASST (DFA)	50,000,000.00	1
			9/18/2005	HSFE04-05-P-7069	AMERICOLD LOGISTICS LLC	2580-OTHER SERVICE CONTRACTS	50,000,000.00	1	
				HSFE04-05-F-7058	DEPARTMENT OF DEFENSE	2660-FOOD & BEVERAGES	69,630,470.00	1	
				1604DRMSP00000001	MISSISSIPPI, STATE OF	416X-PUBLIC ASSISTANCE (PA)	105,160,104.73	1	
			9/23/2005	1604DRMSTTHP 01	MISSISSIPPI, STATE OF	4141-RENTAL 408(a)	365,018,400.00	1	
				10/8/2005	1604DRMSTTHP 01	MISSISSIPPI, STATE OF	4141-RENTAL 408(a)	150,000,000.00	1
				10/9/2005	1604DRMSMCOE-MVD 10	US ARMY CORPS OF ENGINEERS	2508-MISSIONS-DIRECT FED ASST (DFA)	56,000,000.00	1
			10/10/2005	1604DRMSTTHP 19	MISSISSIPPI, STATE OF	4149-OTHER NEEDS ASSISTANCE (ONA) AWARDS	50,000,000.00	1	
				10/16/2005	1604DRMSMCOE-MVD 09	US ARMY CORPS OF ENGINEERS	2508-MISSIONS-DIRECT FED ASST (DFA)	300,000,000.00	1
				10/22/2005	HSFEHQ-05-D-0572	BECHTEL NATIONAL, INC.	2591-DISASTER HOUSING RESOURCES (DHR)	135,191,336.50	1
			11/1/2005	HSFEHQ-06-C-0024	AMERICAN RED CROSS	2580-OTHER SERVICE CONTRACTS	52,500,000.00	1	
				HSFEHQ-06-F-0047	CORPORATE LODGING CONSULTANTS, INC.	2580-OTHER SERVICE CONTRACTS	50,401,176.00	1	
				11/22/2005	1604DRMSTTHP 19	MISSISSIPPI, STATE OF	4149-OTHER NEEDS ASSISTANCE (ONA) AWARDS	50,000,000.00	1
			12/15/2005	HSFEHQ-05-D-0572	BECHTEL NATIONAL, INC.	2591-DISASTER HOUSING RESOURCES (DHR)	67,535,156.00	1	
				12/19/2005	HSFEHQ-05-C-4155	CMH MANUFACTURING, INC.	3199-MH-PURCHASE UNITS-CAPITALIZED	60,935,395.00	1
				12/23/2005	HSFEHQ-05-D-0572	BECHTEL NATIONAL, INC.	2591-DISASTER HOUSING RESOURCES (DHR)	78,801,663.50	1
			1/27/2006	1604DRMSMCOE-MVD 09	US ARMY CORPS OF ENGINEERS	2508-MISSIONS-DIRECT FED ASST (DFA)	100,000,000.00	1	
				9/10/2005	HSFEHQ-05-C-4039	MORGAN BUILDINGS & SPAS, INC.	3199-MH-PURCHASE UNITS-CAPITALIZED	202,512,500.00	2
				HSFEHQ-05-D-4125	PRECISION HOMES	3199-MH-PURCHASE UNITS-CAPITALIZED	98,965,000.00	1	
	9/12/2005	HSFEHQ-05-C-4041	GULF STREAM COACH, INC.	3199-MH-PURCHASE UNITS-CAPITALIZED	246,875,000.00	1			
		9/13/2005	HSFEHQ-05-C-4000	GULF STREAM COACH, INC.	3190-MH-PURCHASE UNITS-NON-CAPITALIZED	99,068,500.00	1		
		9/16/2005	HSFEHQ-05-C-4040	NORTH AMERICAN CATASTROPHE SVCS INC	3199-MH-PURCHASE UNITS-CAPITALIZED	51,400,000.00	1		
	9/24/2005	1605DRALTTTHP 01	AL EMERGENCY MANAGEMENT AGENCY	4141-RENTAL 408(a)	83,709,000.00	1			
		9/29/2005	1605DRALMCOE-SAD 09	US ARMY CORPS OF ENGINEERS	2508-MISSIONS-DIRECT FED ASST (DFA)	90,000,000.00	1		
		9/30/2005	HSFEHQ-05-C-4128	BOURGET'S OF THE SOUTH, LLC	3190-MH-PURCHASE UNITS-NON-CAPITALIZED	88,500,000.00	1		
	9/28/2005	1606DRTXMUSFS 02	USDA FOREST SERVICE	2501-MISSIONS-FED OPER SUP (FOS)	124,000,000.00	1			
		1606DRTXTTHP 01	TX DEPARTMENT OF PUBLIC SAFETY	4141-RENTAL 408(a)	60,320,000.00	1			
		9/29/2005	1606DRTXTTHP 01	TX DEPARTMENT OF PUBLIC SAFETY	4141-RENTAL 408(a)	105,000,000.00	1		
	9/30/2005	1606DRTXTTHP 19	TX DEPARTMENT OF PUBLIC SAFETY	4149-OTHER NEEDS ASSISTANCE (ONA) AWARDS	100,000,000.00	1			
		1606DRTXTTHP 01	TX DEPARTMENT OF PUBLIC SAFETY	4141-RENTAL 408(a)	150,000,899.00	1			
		10/3/2005	1606DRTXTTHP 01	TX DEPARTMENT OF PUBLIC SAFETY	4141-RENTAL 408(a)	447,000,000.00	1		
	10/7/2005	1606DRTXTTHP 04	TX DEPARTMENT OF PUBLIC SAFETY	4143-REPAIRS	100,000,000.00	1			
		1606DRTXTTHP 19	TX DEPARTMENT OF PUBLIC SAFETY	4149-OTHER NEEDS ASSISTANCE (ONA) AWARDS	200,000,000.00	1			
		1606DRTXIOTH	TX DEPARTMENT OF PUBLIC SAFETY	4154-OTHER NEEDS ASSISTANCE (ONA) GRANTS	200,000,000.00	1			
	11/4/2005	1606DRTXMCOE-SWD 09	US ARMY CORPS OF ENGINEERS	2508-MISSIONS-DIRECT FED ASST (DFA)	65,000,000.00	1			
		9/28/2005	1607DRLATTHP 01	LA OFFICE OF HOMELAND SECURITY &	4141-RENTAL 408(a)	75,000,000.00	1		
		9/30/2005	1607DRLATTHP 01	LA OFFICE OF HOMELAND SECURITY &	4141-RENTAL 408(a)	250,000,000.00	1		
	10/7/2005	1607DRLAMCOE-MVD 07	US ARMY CORPS OF ENGINEERS	2508-MISSIONS-DIRECT FED ASST (DFA)	138,000,000.00	1			
		1607DRLAMCOE-MVD 09	US ARMY CORPS OF ENGINEERS	2508-MISSIONS-DIRECT FED ASST (DFA)	80,000,000.00	1			
		12/16/2005	1607DRLAMCOE-MVD 09	US ARMY CORPS OF ENGINEERS	2508-MISSIONS-DIRECT FED ASST (DFA)	113,000,000.00	1		
	12/20/2005	HSFE06-06-X-2014	ENVIRONMENTAL PROTECTION AGENCY	2580-OTHER SERVICE CONTRACTS	100,686,039.00	1			
		10/26/2005	HSFE04-06-F-7706	DEPARTMENT OF DEFENSE	2660-FOOD & BEVERAGES	60,000,000.00	1		
		10/27/2005	1609DRFLTTHP 01	FLORIDA BUREAU OF DISASTER	4141-RENTAL 408(a)	60,000,000.00	1		
	11/2/2005	1609DRFLTTHP 19	FLORIDA BUREAU OF DISASTER	4149-OTHER NEEDS ASSISTANCE (ONA) AWARDS	100,000,000.00	1			
		11/3/2005	1609DRFLMCOE-SAD 13	US ARMY CORPS OF ENGINEERS	2508-MISSIONS-DIRECT FED ASST (DFA)	75,000,000.00	1		
		11/4/2005	1609DRFLMCOE-SAD 12	US ARMY CORPS OF ENGINEERS	2508-MISSIONS-DIRECT FED ASST (DFA)	50,000,000.00	1		
	11/30/2005	1609DRFLTTHP 19	FLORIDA BUREAU OF DISASTER	4149-OTHER NEEDS ASSISTANCE (ONA) AWARDS	50,000,000.00	1			
		12/1/2005	1609DRFLP00000001	FLORIDA BUREAU OF DISASTER	416X-PUBLIC ASSISTANCE (PA)	52,039,385.68	1		
		12/8/2005	1609DRFLP00000001	FLORIDA BUREAU OF DISASTER	416X-PUBLIC ASSISTANCE (PA)	187,265,936.45	1		
	1/24/2006	1609DRFLP00000001	FLORIDA BUREAU OF DISASTER	416X-PUBLIC ASSISTANCE (PA)	65,491,147.19	1			
		3216EM	TEXAS	11/11/2005	3216EMTXP00000001	TX DEPARTMENT OF PUBLIC SAFETY	416X-PUBLIC ASSISTANCE (PA)	113,611,873.65	1

FINANCIAL INFORMATION TOOL
FOR HURRICANE KATRINA, RITA, & WILMA DECLARATIONS ONLY
FEMA CREDIT CARDS ONLY *

AS OF 03-01-2006 AT 7 AM

VENDOR ALPHA	PROGRAM NAME	OBLIGATIONS	EXPENDITURES
BANK ONE DBA JPMORGAN CHASE BANK	21XX-TRAVEL OF PEOPLE	341,510.00	77,665.55
	25XX-OTHER SERVICES		
	26XX-SUPPLIES & MATERIALS	3,846,311.61	1,340,594.14
BANK ONE DBA JPMORGAN CHASE BANK Total		4,187,821.61	1,418,259.69
CITIBANK	21XX-TRAVEL OF PEOPLE	47,922,833.87	45,491,228.37
	25XX-OTHER SERVICES	50,000.00	
	26XX-SUPPLIES & MATERIALS	548,500.00	348,595.72
CITIBANK Total		48,521,333.87	45,839,824.09
US BANK	21XX-TRAVEL OF PEOPLE	589,348.90	44,283.52
	22XX-TRANSPORT OF THINGS	115,260.43	6,110.95
	23XX-RENT, COMM, UTILITIES	2,434,474.29	511,015.96
	24XX-PRINT & REPRO	1,997,300.67	599,726.50
	25XX-OTHER SERVICES	5,650,233.57	2,030,578.38
	26XX-SUPPLIES & MATERIALS	41,534,402.96	16,666,377.94
	31XX-EQUIPMENT	15,890,715.66	7,240,501.65
	MANUFACTURED HOUSING	112,400.00	53,869.51
US BANK Total		68,324,136.48	27,152,464.41
Grand Total		121,033,291.96	74,410,548.19

NAME OF CARD	PURPOSE/USES
BANK ONE DBA JPMORGAN CHASE BANK	Fleetcard for fuel, oil, etc for government vehicles
CITIBANK	Centrally billed travel
US BANK	FEMA Purchase card

* Does not include Individually Billed Travel (IBT) Credit Cards that are issued to FEMA Travelers

FINANCIAL INFORMATION TOOL
FOR HURRICANE KATRINA, RITA, & WILMA DECLARATIONS ONLY
FEMA CREDIT CARDS ONLY *

AS OF 03-01-2006 AT 7 AM

PROG CODE	STATE NAME	EVENT NAME	VENDOR ALPHA	PROGRAM NAME	OBLIGATIONS	EXPENDITURES				
1602DR	FLORIDA	KATRINA	US BANK	22XX-TRANSPORT OF THINGS	5,000.00	140.00				
				24XX-PRINT & REPRO	10,500.00					
				25XX-OTHER SERVICES	10,000.00	4,304.18				
				26XX-SUPPLIES & MATERIALS	74,703.70	37,991.05				
				31XX-EQUIPMENT	89,500.00	26,622.00				
1602DR Total					189,703.70	69,057.23				
1603DR	LOUISIANA	KATRINA	BANK ONE DBA JPMORGAN CHASE BANK	26XX-SUPPLIES & MATERIALS	1,075,770.80	482,796.83				
				CITIBANK	21XX-TRAVEL OF PEOPLE	18,853,306.73	18,054,578.02			
			US BANK	26XX-SUPPLIES & MATERIALS	332,000.00	251,647.87				
				21XX-TRAVEL OF PEOPLE	38,950.00	17,178.58				
				22XX-TRANSPORT OF THINGS	40,560.43	100.00				
				23XX-RENT, COMM, UTILITIES	1,422,690.00	329,875.08				
				24XX-PRINT & REPRO	358,224.38	23,245.81				
				25XX-OTHER SERVICES	3,092,770.88	1,177,424.40				
				26XX-SUPPLIES & MATERIALS	19,528,461.48	5,960,291.13				
				31XX-EQUIPMENT	6,999,913.03	2,569,349.97				
				MANUFACTURED HOUSING	84,425.00	37,369.51				
				1603DR Total					51,827,072.73	28,903,857.20
				1604DR	MISSISSIPPI	KATRINA	BANK ONE DBA JPMORGAN CHASE BANK	25XX-OTHER SERVICES	283,500.00	44,706.60
CITIBANK	26XX-SUPPLIES & MATERIALS	486,000.00	376,649.79							
US BANK	21XX-TRAVEL OF PEOPLE	16,792,190.53	16,336,649.31							
	26XX-SUPPLIES & MATERIALS	91,000.00	29,893.34							
	21XX-TRAVEL OF PEOPLE	40,898.90	3,226.41							
	22XX-TRANSPORT OF THINGS	6,100.00	696.00							
	23XX-RENT, COMM, UTILITIES	308,596.79	125,422.32							
	24XX-PRINT & REPRO	778,025.05	233,311.92							
	25XX-OTHER SERVICES	1,136,284.28	650,853.33							
	26XX-SUPPLIES & MATERIALS	8,915,315.27	4,909,704.50							
	31XX-EQUIPMENT	5,557,476.98	3,865,502.39							
	MANUFACTURED HOUSING	16,500.00	16,500.00							
	1604DR Total						34,411,887.80	26,593,115.91		
1605DR	ALABAMA	KATRINA	BANK ONE DBA JPMORGAN CHASE BANK	25XX-OTHER SERVICES	57,800.00	32,749.99				
				CITIBANK	26XX-SUPPLIES & MATERIALS	867,000.00	104,330.18			
			US BANK	21XX-TRAVEL OF PEOPLE	5,801,481.36	5,101,987.61				
				26XX-SUPPLIES & MATERIALS	13,000.00	134.44				
				21XX-TRAVEL OF PEOPLE	25,000.00	3,561.05				
				23XX-RENT, COMM, UTILITIES	59,000.00	21,505.00				
				24XX-PRINT & REPRO	200,892.00	74,516.27				
				25XX-OTHER SERVICES	160,000.00	42,707.49				
				26XX-SUPPLIES & MATERIALS	3,072,811.51	1,799,538.84				
				31XX-EQUIPMENT	910,396.92	471,603.19				
				1605DR Total					11,167,381.79	7,652,634.06
				1606DR	TEXAS	RITA	BANK ONE DBA JPMORGAN CHASE BANK	21XX-TRAVEL OF PEOPLE		
								CITIBANK	26XX-SUPPLIES & MATERIALS	615,000.00
US BANK	21XX-TRAVEL OF PEOPLE	4,451,864.26	4,448,314.26							
	26XX-SUPPLIES & MATERIALS	112,500.00	66,920.07							
	21XX-TRAVEL OF PEOPLE	400,000.00								
	22XX-TRANSPORT OF THINGS	35,000.00	804.35							
	23XX-RENT, COMM, UTILITIES	78,000.00	15,024.69							
24XX-PRINT & REPRO	341,360.00	127,494.05								
25XX-OTHER SERVICES	290,641.87	96,496.21								



PROG CODE	STATE NAME	EVENT NAME	VENDOR ALPHA	PROGRAM NAME	OBLIGATIONS	EXPENDITURES
				26XX-SUPPLIES & MATERIALS	2,002,155.19	633,846.60
				31XX-EQUIPMENT	489,183.04	94,304.56
1606DR Total					8,815,704.36	5,554,575.89
1607DR	LOUISIANA	RITA	BANK ONE DBA JPMORGAN CHASE BANK	26XX-SUPPLIES & MATERIALS	310,524.00	200,518.44
			CITIBANK	21XX-TRAVEL OF PEOPLE	1,001,842.04	1,001,842.04
			US BANK	21XX-TRAVEL OF PEOPLE	30,000.00	19,813.91
				23XX-RENT, COMM, UTILITIES	446,400.00	1,400.00
				24XX-PRINT & REPRO	170,000.00	63,781.75
				25XX-OTHER SERVICES	752,162.58	30,593.51
				26XX-SUPPLIES & MATERIALS	6,676,759.44	2,708,146.58
				31XX-EQUIPMENT	1,476,743.79	51,548.40
				MANUFACTURED HOUSING	11,475.00	
1607DR Total					10,875,906.85	4,077,644.63
1609DR	FLORIDA	WILMA	BANK ONE DBA JPMORGAN CHASE BANK	21XX-TRAVEL OF PEOPLE		
				25XX-OTHER SERVICES	210.00	208.96
				26XX-SUPPLIES & MATERIALS	490,516.81	103,427.80
			CITIBANK	21XX-TRAVEL OF PEOPLE	1,000,826.35	530,691.01
				25XX-OTHER SERVICES	50,000.00	
			US BANK	21XX-TRAVEL OF PEOPLE	53,500.00	503.57
				22XX-TRANSPORT OF THINGS	10,000.00	
				23XX-RENT, COMM, UTILITIES	50,000.00	5,717.84
				24XX-PRINT & REPRO	80,749.80	30,753.91
				25XX-OTHER SERVICES	137,948.00	14,946.58
				26XX-SUPPLIES & MATERIALS	736,000.10	347,130.13
				31XX-EQUIPMENT	145,500.00	23,786.49
1609DR Total					2,755,251.06	1,057,166.29
3212EM	LOUISIANA	KATRINA	US BANK	26XX-SUPPLIES & MATERIALS	2,000.00	1,284.11
3212EM Total					2,000.00	1,284.11
3215EM	ARKANSAS	KATRINA	CITIBANK	21XX-TRAVEL OF PEOPLE	273.15	273.15
			US BANK	21XX-TRAVEL OF PEOPLE	1,000.00	
				22XX-TRANSPORT OF THINGS	8,600.00	2,420.00
				23XX-RENT, COMM, UTILITIES	11,000.00	2,791.50
				24XX-PRINT & REPRO	5,150.00	2,234.46
				25XX-OTHER SERVICES	5,000.00	1,125.00
				26XX-SUPPLIES & MATERIALS	103,401.00	43,905.14
				31XX-EQUIPMENT	18,700.00	8,816.91
3215EM Total					153,124.15	61,566.16
3216EM	TEXAS	KATRINA	BANK ONE DBA JPMORGAN CHASE BANK	26XX-SUPPLIES & MATERIALS		
			CITIBANK	21XX-TRAVEL OF PEOPLE	15,561.27	15,561.27
			US BANK	22XX-TRANSPORT OF THINGS	10,000.00	1,950.60
				23XX-RENT, COMM, UTILITIES	8,787.50	4,546.11
				24XX-PRINT & REPRO	31,554.44	23,596.04
				25XX-OTHER SERVICES	15,425.96	11,537.29
				26XX-SUPPLIES & MATERIALS	271,829.53	197,038.79
				31XX-EQUIPMENT	113,301.90	90,591.92
3216EM Total					466,460.60	344,822.02
3219EM	OKLAHOMA	KATRINA	US BANK	23XX-RENT, COMM, UTILITIES		
				24XX-PRINT & REPRO	800.00	755.65
				25XX-OTHER SERVICES		
				26XX-SUPPLIES & MATERIALS		
				31XX-EQUIPMENT		
3219EM Total					800.00	755.65
3221EM	WEST VIRGINIA	KATRINA	CITIBANK	21XX-TRAVEL OF PEOPLE	1,331.70	1,331.70
			US BANK	26XX-SUPPLIES & MATERIALS	100.00	94.45
3221EM Total					1,431.70	1,426.15
3223EM	UTAH	KATRINA	CITIBANK	21XX-TRAVEL OF PEOPLE	517.85	
			US BANK	26XX-SUPPLIES & MATERIALS	4,000.00	
3223EM Total					4,517.85	
3224EM	COLORADO	KATRINA	US BANK	26XX-SUPPLIES & MATERIALS	4,000.00	1,729.21

PROG CODE	STATE NAME	EVENT NAME	VENDOR ALPHA	PROGRAM NAME	OBLIGATIONS	EXPENDITURES
3224EM Total					4,000.00	1,729.21
3225EM	MICHIGAN	KATRINA	US BANK	26XX-SUPPLIES & MATERIALS	2,000.00	711.67
3225EM Total					2,000.00	711.67
3227EM	WASHINGTON	KATRINA	US BANK	26XX-SUPPLIES & MATERIALS	250.00	112.64
3227EM Total					250.00	112.64
3229EM	NEW MEXICO	KATRINA	US BANK	23XX-RENT, COMM, UTILITIES	45.00	36.64
				24XX-PRINT & REPRO		
				25XX-OTHER SERVICES		
				26XX-SUPPLIES & MATERIALS	115.74	15.74
				31XX-EQUIPMENT		
3229EM Total					160.74	52.38
3232EM	MISSOURI	KATRINA	US BANK	26XX-SUPPLIES & MATERIALS	5,000.00	1,986.16
3232EM Total					5,000.00	1,986.16
3234EM	SOUTH DAKOTA	KATRINA	CITIBANK	21XX-TRAVEL OF PEOPLE	677.25	
3234EM Total					677.25	
3247EM	NORTH DAKOTA	KATRINA	CITIBANK	21XX-TRAVEL OF PEOPLE	800.00	
3247EM Total					800.00	
3253EM	MONTANA	KATRINA	CITIBANK	21XX-TRAVEL OF PEOPLE	2,161.38	
3253EM Total					2,161.38	
3261EM	TEXAS	RITA	BANK ONE DBA JPMORGAN CHASE BANK	26XX-SUPPLIES & MATERIALS	1,500.00	1,500.00
			US BANK	23XX-RENT, COMM, UTILITIES	50,000.00	4,733.42
				24XX-PRINT & REPRO	20,000.00	20,000.00
				25XX-OTHER SERVICES	50,000.00	590.39
				26XX-SUPPLIES & MATERIALS	135,500.00	22,851.20
				31XX-EQUIPMENT	90,000.00	38,375.82
3261EM Total					347,000.00	88,050.83
Grand Total					121,033,291.96	74,410,548.19

NAME OF CARD	PURPOSE/USES
BANK ONE DBA JPMORGAN CHASE BANK	Fleetcard for fuel, oil, etc for government vehicles
CITIBANK	Centrally billed travel
US BANK	FEMA Purchase card

* Does not include Individually Billed Travel (IBT) Credit Cards that are issued to FEMA Travelers

DHS Agencies Reporting Credit Card Costs and Purchases

March 1, 2006

DHS AGENCIES	DATE REPORT RECEIVED	OBLIGATIONS	EXPENDITURES
BTS			
CBP			
FLETC	10/31/2005	180,246.86	156,339.74
IAIP			
ICE	2/28/2006	982,290.01	850,480.22
NCS			
OCFO	10/25/2005	7.88	7.88
OSLGCP			
S&T	1/10/2006	100,000.00	0.00
TSA	11/1/2005	0.00	458,317.69
USCG			
USCIS	11/8/2005	0.00	0.00
USSS	11/22/2005	0.00	0.00
TOTAL		\$1,262,544.75	\$1,465,145.53

Zeros indicate the agency reported no obligations and/or expenditures.
Blanks indicate the agency did not submit a report.

Other Federal Agencies Reporting Credit Card Costs And Purchases

March 1, 2006

OTHER FEDERAL AGENCIES	DATE REPORT RECEIVED	OBLIGATIONS	EXPENDITURES
AID	2/14/2006	0.00	0.00
COE	2/28/2006	2,255,625.20	3,573,928.44
DHUD	2/24/2006	513,264.00	483,528.00
DOI	2/22/2006	4,769,409.90	0.00
DOL	2/21/2006	383,720.51	356,631.74
DOS	12/7/2005	0.00	0.00
EEOC	1/17/2006	0.00	14,394.00
EPA	1/16/2006		999,845.66
FMSHRC	11/1/2005	0.00	0.00
GSA	2/14/2006	278,128.25	276,013.31
NARA	11/8/2005	5,024.36	481.65
NLRB	12/20/2005	0.00	13,863.60
NRC	1/6/2006	0.00	0.00
NSF	11/4/2005	0.00	0.00
RRB	11/7/2005	0.00	0.00
SBA	1/4/2006	0.00	0.00
TVA	11/10/2005		0.00
USDA	2/2/2006	865,415.12	23,512,448.24
USPHS	11/14/2005	0.00	0.00
VA	2/1/2006	802,971.76	802,971.76
TOTAL		\$9,873,559.10	\$30,034,106.40

Only Agencies reporting data or zeros are included in this report.
Zeros indicate the agency reported no obligations and/or expenditures.
Blanks indicate the agency did not submit a report.

FINANCIAL INFORMATION TOOL
FOR HURRICANE KATRINA, RITA, & WILMA DECLARATIONS ONLY

AS OF 03-01-2006 AT 7 AM

PROGRAM AREA	ALLOCATIONS	OBLIGATIONS	EXPENDITURES
1-HUMAN SERVICES	13,348,575,351	11,538,619,797	9,965,284,334
2-INFRASTRUCTURE	4,007,856,966	3,839,973,077	1,779,701,131
3-MITIGATION	46,493,881	27,223,430	3,480,618
4-OPERATIONS	5,465,362,794	5,417,932,192	164,569,941
5-ADMINISTRATION	7,768,212,144	6,912,793,171	2,249,396,490
Grand Total	30,636,501,135	27,736,541,667	14,162,432,514

FINANCIAL INFORMATION TOOL
FOR HURRICANE KATRINA, RITA, & WILMA DECLARATIONS ONLY

AS OF 03-01-2006 AT 7 AM

PROGRAM AREA	PROGRAM NAME	ALLOCATIONS	OBLIGATIONS	EXPENDITURES
1-HUMAN SERVICES	2503-UNEMPLOYMENT	243,368,960	243,696,657	243,696,657
	2504-CRISIS COUNSELING-NIMH	122,515,418	17,591,500	8,684,929
	2576-LEGAL SERVICES	132,500	40,500	3,875
	2592-INSPECTIONS	287,337,154	248,951,381	178,688,792
	4149-OTHER NEEDS ASSISTANCE	1,755,532,445	1,755,532,445	1,678,134,377
	414X-HOUSING ASSISTANCE	5,118,955,081	5,118,954,093	4,836,949,854
	4152-CRISIS COUNSELING-SCC	40,906,386	33,057,843	8,906,969
	4154-OTHER NEEDS ASSISTANCE	68,880,000	68,880,000	59,020,341
	MANUFACTURED HOUSING	5,710,947,407	4,051,915,377	2,951,198,540
1-HUMAN SERVICES Total		13,348,575,351	11,538,619,797	9,965,284,334
2-INFRASTRUCTURE	2594-INSPECTIONS	329,320,600	272,523,300	70,749,527
	416X-PUBLIC ASSISTANCE	3,678,536,366	3,567,449,777	1,708,951,605
2-INFRASTRUCTURE Total		4,007,856,966	3,839,973,077	1,779,701,131
3-MITIGATION	2593-INSPECTIONS	41,119,695	21,849,244	3,237,112
	4173-HAZARD MITIGATION	5,374,186	5,374,186	243,506
3-MITIGATION Total		46,493,881	27,223,430	3,480,618
4-OPERATIONS	2507-MISSIONS-TA	45,798,256	26,250,056	389,643
	2508-MISSIONS-DFA	5,419,564,538	5,391,682,136	164,180,297
4-OPERATIONS Total		5,465,362,794	5,417,932,192	164,569,941
5-ADMINISTRATION	11XX-SALARIES & BENEFITS	302,619,731	288,122,788	288,122,788
	21XX-TRAVEL	231,383,226	214,782,999	178,767,035
	22XX-TRANSPORTION	68,167,111	52,135,636	29,048,894
	23XX-RENT, COMM, UTILITIES	268,381,399	215,325,256	114,059,630
	24XX-PRINT & REPRO	6,483,588	4,925,651	1,477,654
	2501-MISSIONS-FOS	3,441,294,023	3,436,285,815	265,895,722
	25XX-OTHER SERVICES	2,451,113,534	1,810,393,149	939,436,546
	26XX-SUPPLIES & MATERIALS	671,052,981	603,981,058	275,362,566
	31XX-EQUIPMENT	214,124,399	180,394,265	136,996,942
	32XX-LAND & STRUCTURES	9,735,691	2,710,095	1,841,993
4101-URBAN SEARCH & RESCUE	103,856,459	103,736,458	18,386,719	
5-ADMINISTRATION Total		7,768,212,144	6,912,793,171	2,249,396,490
Grand Total		30,636,501,135	27,736,541,667	14,162,432,514

FINANCIAL INFORMATION TOOL
FOR HURRICANE KATRINA, RITA, & WILMA DECLARATIONS ONLY

AS OF 03-01-2006 AT 7 AM

PROG CODE	STATE NAME	EVENT NAME	DECLARED	ALLOCATIONS	OBLIGATIONS	EXPENDITURES
1602DR	FLORIDA	KATRINA	8/28/2005	186,367,244	168,310,932	66,046,698
1603DR	LOUISIANA	KATRINA	8/29/2005	15,210,133,240	13,654,023,431	7,300,514,958
1604DR	MISSISSIPPI	KATRINA	8/29/2005	7,745,651,112	6,925,757,083	3,306,568,706
1605DR	ALABAMA	KATRINA	8/29/2005	1,662,361,081	1,586,884,435	1,036,903,002
1606DR	TEXAS	RITA	9/24/2005	1,957,422,129	1,743,393,063	897,971,287
1607DR	LOUISIANA	RITA	9/24/2005	1,591,950,137	1,478,312,657	664,835,536
1609DR	FLORIDA	WILMA	10/24/2005	1,503,439,612	1,442,101,345	542,395,205
3212EM	LOUISIANA	KATRINA	8/27/2005	12,508,058	12,508,058	649,898
3213EM	MISSISSIPPI	KATRINA	8/28/2005	2,622,585	2,622,585	87,058
3214EM	ALABAMA	KATRINA	8/28/2005	84,454	84,454	52,976
3215EM	ARKANSAS	KATRINA	9/2/2005	40,814,159	38,579,804	31,213,909
3216EM	TEXAS	KATRINA	9/2/2005	428,817,851	423,270,894	270,314,032
3217EM	TENNESSEE	KATRINA	9/5/2005	29,090,380	26,574,869	81,363
3218EM	GEORGIA	KATRINA	9/5/2005	19,492,000	18,916,560	7,706,117
3219EM	OKLAHOMA	KATRINA	9/5/2005	6,581,023	6,392,502	3,994,311
3220EM	FLORIDA	KATRINA	9/5/2005	9,202,272	7,848,091	2,272
3221EM	WEST VIRGINIA	KATRINA	9/5/2005	351,817	287,110	109,506
3222EM	NORTH CAROLINA	KATRINA	9/5/2005	2,002,261	1,970,953	934,441
3223EM	UTAH	KATRINA	9/5/2005	909,069	770,295	705,375
3224EM	COLORADO	KATRINA	9/5/2005	10,954,269	10,856,069	10,112,060
3225EM	MICHIGAN	KATRINA	9/7/2005	1,502,484	1,132,621	168,675
3226EM	DISTRICT OF COLUMBIA	KATRINA	9/7/2005	660,241	542,092	51,705
3227EM	WASHINGTON	KATRINA	9/7/2005	3,159,912	3,075,594	203,137
3228EM	OREGON	KATRINA	9/7/2005	2,014,844	2,007,883	263,679
3229EM	NEW MEXICO	KATRINA	9/7/2005	2,202,207	868,590	140,272
3230EM	ILLINOIS	KATRINA	9/7/2005	2,662,105	919,979	749,383
3231EM	KENTUCKY	KATRINA	9/10/2005	4,022,000	3,933,772	394,998
3232EM	MISSOURI	KATRINA	9/10/2005	830,902	540,087	506,635
3233EM	SOUTH CAROLINA	KATRINA	9/10/2005	2,171,915	2,161,704	845,504
3234EM	SOUTH DAKOTA	KATRINA	9/10/2005	344,422	321,720	200,659
3235EM	PENNSYLVANIA	KATRINA	9/10/2005	2,300,075	1,782,617	879,741
3236EM	KANSAS	KATRINA	9/10/2005	196,298	169,216	109,320
3237EM	ALABAMA	KATRINA	9/10/2005	3,500,000	1,898,566	800,854
3238EM	INDIANA	KATRINA	9/10/2005	4,200,856	3,841,632	1,942
3239EM	IOWA	KATRINA	9/10/2005	275,380	262,472	23,196

PROG CODE	STATE NAME	EVENT NAME	DECLARED	ALLOCATIONS	OBLIGATIONS	EXPENDITURES
3240EM	VIRGINIA	KATRINA	9/12/2005	570,010	442,280	153,073
3241EM	ARIZONA	KATRINA	9/12/2005	6,413,580	6,353,959	2,553,276
3242EM	MINNESOTA	KATRINA	9/13/2005	15,074,450	3,499,504	903,695
3243EM	NEVADA	KATRINA	9/13/2005	3,763,140	794,266	277,115
3244EM	IDAHO	KATRINA	9/13/2005	619,837	594,243	27,309
3245EM	NEBRASKA	KATRINA	9/13/2005	266,702	265,377	22,790
3246EM	CONNECTICUT	KATRINA	9/13/2005	1,063,173	100,330	16,760
3247EM	NORTH DAKOTA	KATRINA	9/13/2005	88,387	68,149	19,239
3248EM	CALIFORNIA	KATRINA	9/13/2005	628,220	546,422	429,331
3249EM	WISCONSIN	KATRINA	9/13/2005	3,575,965	2,817,397	107,788
3250EM	OHIO	KATRINA	9/13/2005	2,593,530	2,174,094	906,730
3251EM	MARYLAND	KATRINA	9/13/2005	3,121,326	821,015	148,100
3252EM	MASSACHUSETTS	KATRINA	9/13/2005	3,668,880	2,494,946	2,334,161
3253EM	MONTANA	KATRINA	9/13/2005	488,952	475,054	139,898
3255EM	RHODE ISLAND	KATRINA	9/19/2005	1,036,916	206,510	11,409
3256EM	MAINE	KATRINA	9/19/2005	106,000	6,000	
3257EM	NEW JERSEY	KATRINA	9/19/2005	159,943	141,335	20,007
3258EM	NEW HAMPSHIRE	KATRINA	9/19/2005	106,000	6,000	92
3259EM	FLORIDA	RITA	9/20/2005	10,045,741	9,582,864	2,756,054
3260EM	LOUISIANA	RITA	9/21/2005	1,275,000	1,275,000	
3261EM	TEXAS	RITA	9/21/2005	129,800,539	129,795,468	4,887,986
3262EM	NEW YORK	KATRINA	9/30/2005	1,187,552	1,156,791	178,912
3263EM	DELAWARE	KATRINA	9/30/2005	48,900	929	379
Grand Total				30,636,501,135	27,736,541,667	14,162,432,514

**FINANCIAL INFORMATION TOOL
FOR HURRICANE KATRINA, RITA, & WILMA DECLARATIONS ONLY**

AS OF 03-01-2006 AT 7 AM

EVENT NAME	STATE NAME	PROG CODE	DECLARED	ALLOCATIONS	OBLIGATIONS	EXPENDITURES
KATRINA	ALABAMA	1605DR	8/29/2005	1,662,361,081	1,586,884,435	1,036,903,002
		3214EM	8/28/2005	84,454	84,454	52,976
		3237EM	9/10/2005	3,500,000	1,898,566	800,854
	ARIZONA	3241EM	9/12/2005	6,413,580	6,353,959	2,553,276
	ARKANSAS	3215EM	9/2/2005	40,814,159	38,579,804	31,213,909
	CALIFORNIA	3248EM	9/13/2005	628,220	546,422	429,331
	COLORADO	3224EM	9/5/2005	10,954,269	10,856,069	10,112,060
	CONNECTICUT	3246EM	9/13/2005	1,063,173	100,330	16,760
	DELAWARE	3263EM	9/30/2005	48,900	929	379
	DISTRICT OF COLUMBIA	3226EM	9/7/2005	660,241	542,092	51,705
	FLORIDA	1602DR	8/28/2005	186,367,244	168,310,932	66,046,698
		3220EM	9/5/2005	9,202,272	7,848,091	2,272
	GEORGIA	3218EM	9/5/2005	19,492,000	18,916,560	7,706,117
	IDAHO	3244EM	9/13/2005	619,837	594,243	27,309
	ILLINOIS	3230EM	9/7/2005	2,662,105	919,979	749,383
	INDIANA	3238EM	9/10/2005	4,200,856	3,841,632	1,942
	IOWA	3239EM	9/10/2005	275,380	262,472	23,196
	KANSAS	3236EM	9/10/2005	196,298	169,216	109,320
	KENTUCKY	3231EM	9/10/2005	4,022,000	3,933,772	394,998
	LOUISIANA	1603DR	8/29/2005	15,210,133,240	13,654,023,431	7,300,514,958
		3212EM	8/27/2005	12,508,058	12,508,058	649,898
	MAINE	3256EM	9/19/2005	106,000	6,000	
	MARYLAND	3251EM	9/13/2005	3,121,326	821,015	148,100
	MASSACHUSETTS	3252EM	9/13/2005	3,668,880	2,494,946	2,334,161
	MICHIGAN	3225EM	9/7/2005	1,502,484	1,132,621	168,675
	MINNESOTA	3242EM	9/13/2005	15,074,450	3,499,504	903,695
	MISSISSIPPI	1604DR	8/29/2005	7,745,651,112	6,925,757,083	3,306,568,706
		3213EM	8/28/2005	2,622,585	2,622,585	87,058
	MISSOURI	3232EM	9/10/2005	830,902	540,087	506,635
	MONTANA	3253EM	9/13/2005	488,952	475,054	139,898
	NEBRASKA	3245EM	9/13/2005	266,702	265,377	22,790
	NEVADA	3243EM	9/13/2005	3,763,140	794,266	277,115
	NEW HAMPSHIRE	3258EM	9/19/2005	106,000	6,000	92
	NEW JERSEY	3257EM	9/19/2005	159,943	141,335	20,007
	NEW MEXICO	3229EM	9/7/2005	2,202,207	868,590	140,272
	NEW YORK	3262EM	9/30/2005	1,187,552	1,156,791	178,912
	NORTH CAROLINA	3222EM	9/5/2005	2,002,261	1,970,953	934,441
	NORTH DAKOTA	3247EM	9/13/2005	88,387	68,149	19,239
	OHIO	3250EM	9/13/2005	2,593,530	2,174,094	906,730
	OKLAHOMA	3219EM	9/5/2005	6,581,023	6,392,502	3,994,311
	OREGON	3228EM	9/7/2005	2,014,844	2,007,883	263,679
	PENNSYLVANIA	3235EM	9/10/2005	2,300,075	1,782,617	879,741

EVENT NAME	STATE NAME	PROG CODE	DECLARED	ALLOCATIONS	OBLIGATIONS	EXPENDITURES
	RHODE ISLAND	3255EM	9/19/2005	1,036,916	206,510	11,409
	SOUTH CAROLINA	3233EM	9/10/2005	2,171,915	2,161,704	845,504
	SOUTH DAKOTA	3234EM	9/10/2005	344,422	321,720	200,659
	TENNESSEE	3217EM	9/5/2005	29,090,380	26,574,869	81,363
	TEXAS	3216EM	9/2/2005	428,817,851	423,270,894	270,314,032
	UTAH	3223EM	9/5/2005	909,069	770,295	705,375
	VIRGINIA	3240EM	9/12/2005	570,010	442,280	153,073
	WASHINGTON	3227EM	9/7/2005	3,159,912	3,075,594	203,137
	WEST VIRGINIA	3221EM	9/5/2005	351,817	287,110	109,506
	WISCONSIN	3249EM	9/13/2005	3,575,965	2,817,397	107,788
KATRINA Total				25,442,567,978	22,932,081,269	12,049,586,446
RITA	FLORIDA	3259EM	9/20/2005	10,045,741	9,582,864	2,756,054
	LOUISIANA	1607DR	9/24/2005	1,591,950,137	1,478,312,657	664,835,536
		3260EM	9/21/2005	1,275,000	1,275,000	
	TEXAS	1606DR	9/24/2005	1,957,422,129	1,743,393,063	897,971,287
		3261EM	9/21/2005	129,800,539	129,795,468	4,887,986
RITA Total				3,690,493,545	3,362,359,053	1,570,450,863
WILMA	FLORIDA	1609DR	10/24/2005	1,503,439,612	1,442,101,345	542,395,205
WILMA Total				1,503,439,612	1,442,101,345	542,395,205
Grand Total				30,636,501,135	27,736,541,667	14,162,432,514

FINANCIAL INFORMATION TOOL
FOR HURRICANE KATRINA, RITA, & WILMA DECLARATIONS ONLY

AS OF 03-01-2006 AT 7 AM

STATE NAME	EVENT NAME	PROG CODE	DECLARED	ALLOCATIONS	OBLIGATIONS	EXPENDITURES
ALABAMA	KATRINA	1605DR	8/29/2005	1,662,361,081	1,586,884,435	1,036,903,002
		3214EM	8/28/2005	84,454	84,454	52,976
		3237EM	9/10/2005	3,500,000	1,898,566	800,854
ALABAMA Total				1,665,945,535	1,588,867,455	1,037,756,831
ARIZONA	KATRINA	3241EM	9/12/2005	6,413,580	6,353,959	2,553,276
ARIZONA Total				6,413,580	6,353,959	2,553,276
ARKANSAS	KATRINA	3215EM	9/2/2005	40,814,159	38,579,804	31,213,909
ARKANSAS Total				40,814,159	38,579,804	31,213,909
CALIFORNIA	KATRINA	3248EM	9/13/2005	628,220	546,422	429,331
CALIFORNIA Total				628,220	546,422	429,331
COLORADO	KATRINA	3224EM	9/5/2005	10,954,269	10,856,069	10,112,060
COLORADO Total				10,954,269	10,856,069	10,112,060
CONNECTICUT	KATRINA	3246EM	9/13/2005	1,063,173	100,330	16,760
CONNECTICUT Total				1,063,173	100,330	16,760
DELAWARE	KATRINA	3263EM	9/30/2005	48,900	929	379
DELAWARE Total				48,900	929	379
DISTRICT OF COLUMBIA	KATRINA	3226EM	9/7/2005	660,241	542,092	51,705
DISTRICT OF COLUMBIA Total				660,241	542,092	51,705
FLORIDA	KATRINA	1602DR	8/28/2005	186,367,244	168,310,932	66,046,698
		3220EM	9/5/2005	9,202,272	7,848,091	2,272
	RITA	3259EM	9/20/2005	10,045,741	9,582,864	2,756,054
	WILMA	1609DR	10/24/2005	1,503,439,612	1,442,101,345	542,395,205
FLORIDA Total				1,709,054,868	1,627,843,232	611,200,229
GEORGIA	KATRINA	3218EM	9/5/2005	19,492,000	18,916,560	7,706,117
GEORGIA Total				19,492,000	18,916,560	7,706,117
IDAHO	KATRINA	3244EM	9/13/2005	619,837	594,243	27,309
IDAHO Total				619,837	594,243	27,309
ILLINOIS	KATRINA	3230EM	9/7/2005	2,662,105	919,979	749,383
ILLINOIS Total				2,662,105	919,979	749,383
INDIANA	KATRINA	3238EM	9/10/2005	4,200,856	3,841,632	1,942
INDIANA Total				4,200,856	3,841,632	1,942
IOWA	KATRINA	3239EM	9/10/2005	275,380	262,472	23,196
IOWA Total				275,380	262,472	23,196
KANSAS	KATRINA	3236EM	9/10/2005	196,298	169,216	109,320
KANSAS Total				196,298	169,216	109,320
KENTUCKY	KATRINA	3231EM	9/10/2005	4,022,000	3,933,772	394,998
KENTUCKY Total				4,022,000	3,933,772	394,998
LOUISIANA	KATRINA	1603DR	8/29/2005	15,210,133,240	13,654,023,431	7,300,514,958
		3212EM	8/27/2005	12,508,058	12,508,058	649,898
	RITA	1607DR	9/24/2005	1,591,950,137	1,478,312,657	664,835,536
		3260EM	9/21/2005	1,275,000	1,275,000	

STATE NAME	EVENT NAME	PROG CODE	DECLARED	ALLOCATIONS	OBLIGATIONS	EXPENDITURES
LOUISIANA Total				16,815,866,435	15,146,119,147	7,966,000,392
MAINE	KATRINA	3256EM	9/19/2005	106,000	6,000	
MAINE Total				106,000	6,000	
MARYLAND	KATRINA	3251EM	9/13/2005	3,121,326	821,015	148,100
MARYLAND Total				3,121,326	821,015	148,100
MASSACHUSETTS	KATRINA	3252EM	9/13/2005	3,668,880	2,494,946	2,334,161
MASSACHUSETTS Total				3,668,880	2,494,946	2,334,161
MICHIGAN	KATRINA	3225EM	9/7/2005	1,502,484	1,132,621	168,675
MICHIGAN Total				1,502,484	1,132,621	168,675
MINNESOTA	KATRINA	3242EM	9/13/2005	15,074,450	3,499,504	903,695
MINNESOTA Total				15,074,450	3,499,504	903,695
MISSISSIPPI	KATRINA	1604DR	8/29/2005	7,745,651,112	6,925,757,083	3,306,568,706
		3213EM	8/28/2005	2,622,585	2,622,585	87,058
MISSISSIPPI Total				7,748,273,697	6,928,379,668	3,306,655,764
MISSOURI	KATRINA	3232EM	9/10/2005	830,902	540,087	506,635
MISSOURI Total				830,902	540,087	506,635
MONTANA	KATRINA	3253EM	9/13/2005	488,952	475,054	139,898
MONTANA Total				488,952	475,054	139,898
NEBRASKA	KATRINA	3245EM	9/13/2005	266,702	265,377	22,790
NEBRASKA Total				266,702	265,377	22,790
NEVADA	KATRINA	3243EM	9/13/2005	3,763,140	794,266	277,115
NEVADA Total				3,763,140	794,266	277,115
NEW HAMPSHIRE	KATRINA	3258EM	9/19/2005	106,000	6,000	92
NEW HAMPSHIRE Total				106,000	6,000	92
NEW JERSEY	KATRINA	3257EM	9/19/2005	159,943	141,335	20,007
NEW JERSEY Total				159,943	141,335	20,007
NEW MEXICO	KATRINA	3229EM	9/7/2005	2,202,207	868,590	140,272
NEW MEXICO Total				2,202,207	868,590	140,272
NEW YORK	KATRINA	3262EM	9/30/2005	1,187,552	1,156,791	178,912
NEW YORK Total				1,187,552	1,156,791	178,912
NORTH CAROLINA	KATRINA	3222EM	9/5/2005	2,002,261	1,970,953	934,441
NORTH CAROLINA Total				2,002,261	1,970,953	934,441
NORTH DAKOTA	KATRINA	3247EM	9/13/2005	88,387	68,149	19,239
NORTH DAKOTA Total				88,387	68,149	19,239
OHIO	KATRINA	3250EM	9/13/2005	2,593,530	2,174,094	906,730
OHIO Total				2,593,530	2,174,094	906,730
OKLAHOMA	KATRINA	3219EM	9/5/2005	6,581,023	6,392,502	3,994,311
OKLAHOMA Total				6,581,023	6,392,502	3,994,311
OREGON	KATRINA	3228EM	9/7/2005	2,014,844	2,007,883	263,679
OREGON Total				2,014,844	2,007,883	263,679
PENNSYLVANIA	KATRINA	3235EM	9/10/2005	2,300,075	1,782,617	879,741
PENNSYLVANIA Total				2,300,075	1,782,617	879,741
RHODE ISLAND	KATRINA	3255EM	9/19/2005	1,036,916	206,510	11,409
RHODE ISLAND Total				1,036,916	206,510	11,409
SOUTH CAROLINA	KATRINA	3233EM	9/10/2005	2,171,915	2,161,704	845,504
SOUTH CAROLINA Total				2,171,915	2,161,704	845,504
SOUTH DAKOTA	KATRINA	3234EM	9/10/2005	344,422	321,720	200,659

STATE NAME	EVENT NAME	PROG CODE	DECLARED	ALLOCATIONS	OBLIGATIONS	EXPENDITURES
SOUTH DAKOTA Total				344,422	321,720	200,659
TENNESSEE	KATRINA	3217EM	9/5/2005	29,090,380	26,574,869	81,363
TENNESSEE Total				29,090,380	26,574,869	81,363
TEXAS	KATRINA	3216EM	9/2/2005	428,817,851	423,270,894	270,314,032
	RITA	1606DR	9/24/2005	1,957,422,129	1,743,393,063	897,971,287
		3261EM	9/21/2005	129,800,539	129,795,468	4,887,986
TEXAS Total				2,516,040,519	2,296,459,425	1,173,173,305
UTAH	KATRINA	3223EM	9/5/2005	909,069	770,295	705,375
UTAH Total				909,069	770,295	705,375
VIRGINIA	KATRINA	3240EM	9/12/2005	570,010	442,280	153,073
VIRGINIA Total				570,010	442,280	153,073
WASHINGTON	KATRINA	3227EM	9/7/2005	3,159,912	3,075,594	203,137
WASHINGTON Total				3,159,912	3,075,594	203,137
WEST VIRGINIA	KATRINA	3221EM	9/5/2005	351,817	287,110	109,506
WEST VIRGINIA Total				351,817	287,110	109,506
WISCONSIN	KATRINA	3249EM	9/13/2005	3,575,965	2,817,397	107,788
WISCONSIN Total				3,575,965	2,817,397	107,788
Grand Total				30,636,501,135	27,736,541,667	14,162,432,514

FINANCIAL INFORMATION TOOL
FOR HURRICANE KATRINA, RITA, & WILMA DECLARATIONS ONLY

AS OF 03-01-2006 AT 7 AM

PROG CODE	STATE NAME	EVENT NAME	DECLARED	PROGRAM AREA	ALLOCATIONS	OBLIGATIONS	EXPENDITURES
1602DR	FLORIDA	KATRINA	8/28/2005	2-INFRASTRUCTURE 4-OPERATIONS 5-ADMINISTRATION	154,558,474 10,000 31,798,770	137,936,954 10,000 30,363,978	54,708,460 11,338,238
1602DR Total					186,367,244	168,310,932	66,046,698
1603DR	LOUISIANA	KATRINA	8/29/2005	1-HUMAN SERVICES 2-INFRASTRUCTURE 3-MITIGATION 4-OPERATIONS 5-ADMINISTRATION	7,246,922,368 1,551,306,247 10,964,976 2,923,485,501 3,477,454,148	6,266,554,543 1,511,862,761 6,449,718 2,923,205,500 2,945,950,910	5,620,295,223 643,165,111 1,479,086 82,085,699 953,489,840
1603DR Total					15,210,133,240	13,654,023,431	7,300,514,958
1604DR	MISSISSIPPI	KATRINA	8/29/2005	1-HUMAN SERVICES 2-INFRASTRUCTURE 3-MITIGATION 4-OPERATIONS 5-ADMINISTRATION	2,913,660,449 917,715,778 15,498,947 1,301,292,910 2,597,483,027	2,304,193,089 864,784,254 10,923,894 1,256,824,709 2,489,031,138	1,904,153,086 464,115,790 790,516 77,239,237 860,270,077
1604DR Total					7,745,651,112	6,925,757,083	3,306,568,706
1605DR	ALABAMA	KATRINA	8/29/2005	1-HUMAN SERVICES 2-INFRASTRUCTURE 3-MITIGATION 4-OPERATIONS 5-ADMINISTRATION	1,195,392,878 96,426,362 2,784,984 181,500,000 186,256,857	1,138,495,851 92,663,557 2,449,984 181,500,000 171,775,044	896,849,855 58,961,395 525,974 3,708,261 76,857,517
1605DR Total					1,662,361,081	1,586,884,435	1,036,903,002
1606DR	TEXAS	RITA	9/24/2005	1-HUMAN SERVICES 2-INFRASTRUCTURE 3-MITIGATION 4-OPERATIONS 5-ADMINISTRATION	943,785,390 166,943,900 11,399,991 245,150,000 590,142,848	845,917,460 166,875,288 2,699,991 242,467,600 485,432,725	659,576,378 86,682,823 276,302 151,435,785
1606DR Total					1,957,422,129	1,743,393,063	897,971,287
1607DR	LOUISIANA	RITA	9/24/2005	1-HUMAN SERVICES 2-INFRASTRUCTURE 3-MITIGATION 4-OPERATIONS 5-ADMINISTRATION	576,053,544 73,664,097 4,844,983 530,036,000 407,351,513	527,556,914 70,810,907 4,099,943 530,036,000 345,808,893	516,213,436 16,568,212 390,407 789,694 130,873,787
1607DR Total					1,591,950,137	1,478,312,657	664,835,536
1609DR	FLORIDA	WILMA	10/24/2005	1-HUMAN SERVICES 2-INFRASTRUCTURE 3-MITIGATION 4-OPERATIONS 5-ADMINISTRATION	472,760,721 491,160,300 1,000,000 234,028,384 304,490,207	455,901,940 475,577,504 599,900 234,028,384 275,993,617	368,196,357 124,689,581 18,334 747,050 48,743,883
1609DR Total					1,503,439,612	1,442,101,345	542,395,205
3212EM	LOUISIANA	KATRINA	8/27/2005	2-INFRASTRUCTURE 4-OPERATIONS 5-ADMINISTRATION	 1,500,000 11,008,058	 1,500,000 11,008,058	 649,898
3212EM Total					12,508,058	12,508,058	649,898
3213EM	MISSISSIPPI	KATRINA	8/28/2005	2-INFRASTRUCTURE 4-OPERATIONS 5-ADMINISTRATION	 2,622,585	 2,622,585	 87,058
3213EM Total					2,622,585	2,622,585	87,058

PROG CODE	STATE NAME	EVENT NAME	DECLARED	PROGRAM AREA	ALLOCATIONS	OBLIGATIONS	EXPENDITURES
3214EM	ALABAMA	KATRINA	8/28/2005	2-INFRASTRUCTURE 4-OPERATIONS 5-ADMINISTRATION	84,454	84,454	52,976
3214EM Total					84,454	84,454	52,976
3215EM	ARKANSAS	KATRINA	9/2/2005	2-INFRASTRUCTURE 4-OPERATIONS 5-ADMINISTRATION	33,583,900 3,500,000 3,730,259	32,014,926 3,500,000 3,064,878	28,779,388 2,434,521
3215EM Total					40,814,159	38,579,804	31,213,909
3216EM	TEXAS	KATRINA	9/2/2005	2-INFRASTRUCTURE 4-OPERATIONS 5-ADMINISTRATION	366,750,699 37,740,000 24,327,152	363,803,786 37,740,000 21,727,108	262,549,080 7,764,952
3216EM Total					428,817,851	423,270,894	270,314,032
3217EM	TENNESSEE	KATRINA	9/5/2005	2-INFRASTRUCTURE 4-OPERATIONS 5-ADMINISTRATION	29,000,000 5,000 85,380	26,484,489 5,000 85,380	 81,363
3217EM Total					29,090,380	26,574,869	81,363
3218EM	GEORGIA	KATRINA	9/5/2005	2-INFRASTRUCTURE 5-ADMINISTRATION	19,400,000 92,000	18,824,560 92,000	7,705,350 767
3218EM Total					19,492,000	18,916,560	7,706,117
3219EM	OKLAHOMA	KATRINA	9/5/2005	2-INFRASTRUCTURE 5-ADMINISTRATION	6,435,313 145,710	6,251,292 141,210	3,862,030 132,281
3219EM Total					6,581,023	6,392,502	3,994,311
3220EM	FLORIDA	KATRINA	9/5/2005	2-INFRASTRUCTURE 5-ADMINISTRATION	9,200,000 2,272	7,845,819 2,272	 2,272
3220EM Total					9,202,272	7,848,091	2,272
3221EM	WEST VIRGINIA	KATRINA	9/5/2005	2-INFRASTRUCTURE 5-ADMINISTRATION	186,000 165,817	185,820 101,290	11,522 97,985
3221EM Total					351,817	287,110	109,506
3222EM	NORTH CAROLINA	KATRINA	9/5/2005	2-INFRASTRUCTURE 5-ADMINISTRATION	2,000,000 2,261	1,968,692 2,261	934,180 261
3222EM Total					2,002,261	1,970,953	934,441
3223EM	UTAH	KATRINA	9/5/2005	2-INFRASTRUCTURE 4-OPERATIONS 5-ADMINISTRATION	784,763 5,000 119,306	669,307 5,000 95,988	669,307 36,068
3223EM Total					909,069	770,295	705,375
3224EM	COLORADO	KATRINA	9/5/2005	2-INFRASTRUCTURE 4-OPERATIONS 5-ADMINISTRATION	10,516,396 437,873	10,483,388 372,681	9,769,570 342,490
3224EM Total					10,954,269	10,856,069	10,112,060
3225EM	MICHIGAN	KATRINA	9/7/2005	2-INFRASTRUCTURE 5-ADMINISTRATION	1,100,000 402,484	870,907 261,713	38,830 129,845
3225EM Total					1,502,484	1,132,621	168,675
3226EM	DISTRICT OF COLUMBIA	KATRINA	9/7/2005	2-INFRASTRUCTURE 5-ADMINISTRATION	521,438 138,803	485,870 56,221	 51,705
3226EM Total					660,241	542,092	51,705
3227EM	WASHINGTON	KATRINA	9/7/2005	2-INFRASTRUCTURE 5-ADMINISTRATION	2,865,178 294,734	2,865,175 210,419	 203,137
3227EM Total					3,159,912	3,075,594	203,137
3228EM	OREGON	KATRINA	9/7/2005	2-INFRASTRUCTURE 5-ADMINISTRATION	1,969,791 45,053	1,969,787 38,096	232,546 31,133
3228EM Total					2,014,844	2,007,883	263,679
3229EM	NEW MEXICO	KATRINA	9/7/2005	2-INFRASTRUCTURE 5-ADMINISTRATION	2,095,700 106,507	798,450 70,140	74,645 65,627
3229EM Total					2,202,207	868,590	140,272

PROG CODE	STATE NAME	EVENT NAME	DECLARED	PROGRAM AREA	ALLOCATIONS	OBLIGATIONS	EXPENDITURES
3230EM	ILLINOIS	KATRINA	9/7/2005	2-INFRASTRUCTURE 5-ADMINISTRATION	2,418,578 243,527	706,621 213,358	626,032 123,352
3230EM Total					2,662,105	919,979	749,383
3231EM	KENTUCKY	KATRINA	9/10/2005	2-INFRASTRUCTURE 5-ADMINISTRATION	4,000,000 22,000	3,911,772 22,000	387,038 7,961
3231EM Total					4,022,000	3,933,772	394,998
3232EM	MISSOURI	KATRINA	9/10/2005	2-INFRASTRUCTURE 5-ADMINISTRATION	830,902	540,087	506,635
3232EM Total					830,902	540,087	506,635
3233EM	SOUTH CAROLINA	KATRINA	9/10/2005	2-INFRASTRUCTURE 5-ADMINISTRATION	2,114,915 57,000	2,104,704 57,000	805,414 40,089
3233EM Total					2,171,915	2,161,704	845,504
3234EM	SOUTH DAKOTA	KATRINA	9/10/2005	2-INFRASTRUCTURE 5-ADMINISTRATION	261,722 82,700	261,676 60,044	195,029 5,630
3234EM Total					344,422	321,720	200,659
3235EM	PENNSYLVANIA	KATRINA	9/10/2005	2-INFRASTRUCTURE 5-ADMINISTRATION	2,000,000 300,075	1,577,886 204,731	683,913 195,828
3235EM Total					2,300,075	1,782,617	879,741
3236EM	KANSAS	KATRINA	9/10/2005	2-INFRASTRUCTURE 5-ADMINISTRATION	140,000 56,298	139,118 30,098	109,133 187
3236EM Total					196,298	169,216	109,320
3237EM	ALABAMA	KATRINA	9/10/2005	2-INFRASTRUCTURE 4-OPERATIONS 5-ADMINISTRATION	2,500,000 1,000,000	898,566 1,000,000	800,854
3237EM Total					3,500,000	1,898,566	800,854
3238EM	INDIANA	KATRINA	9/10/2005	2-INFRASTRUCTURE 5-ADMINISTRATION	4,127,992 72,864	3,789,690 51,942	1,942
3238EM Total					4,200,856	3,841,632	1,942
3239EM	IOWA	KATRINA	9/10/2005	2-INFRASTRUCTURE 5-ADMINISTRATION	209,000 66,380	206,761 55,712	17,557 5,639
3239EM Total					275,380	262,472	23,196
3240EM	VIRGINIA	KATRINA	9/12/2005	2-INFRASTRUCTURE 5-ADMINISTRATION	404,100 165,910	358,574 83,706	70,466 82,606
3240EM Total					570,010	442,280	153,073
3241EM	ARIZONA	KATRINA	9/12/2005	2-INFRASTRUCTURE 5-ADMINISTRATION	3,200,000 3,213,580	3,179,929 3,174,029	2,465,757 87,519
3241EM Total					6,413,580	6,353,959	2,553,276
3242EM	MINNESOTA	KATRINA	9/13/2005	2-INFRASTRUCTURE 5-ADMINISTRATION	15,000,000 74,450	3,449,504 50,000	903,695
3242EM Total					15,074,450	3,499,504	903,695
3243EM	NEVADA	KATRINA	9/13/2005	2-INFRASTRUCTURE 5-ADMINISTRATION	3,500,000 263,140	563,921 230,345	132,925 144,190
3243EM Total					3,763,140	794,266	277,115
3244EM	IDAHO	KATRINA	9/13/2005	2-INFRASTRUCTURE 5-ADMINISTRATION	584,137 35,700	584,134 10,108	17,450 9,860
3244EM Total					619,837	594,243	27,309
3245EM	NEBRASKA	KATRINA	9/13/2005	2-INFRASTRUCTURE 5-ADMINISTRATION	210,100 56,602	210,100 55,277	21,489 1,302
3245EM Total					266,702	265,377	22,790
3246EM	CONNECTICUT	KATRINA	9/13/2005	2-INFRASTRUCTURE 5-ADMINISTRATION	1,000,000 63,173	49,979 50,351	16,760
3246EM Total					1,063,173	100,330	16,760
3247EM	NORTH DAKOTA	KATRINA	9/13/2005	2-INFRASTRUCTURE 5-ADMINISTRATION	88,387	68,149	19,239

PROG CODE	STATE NAME	EVENT NAME	DECLARED	PROGRAM AREA	ALLOCATIONS	OBLIGATIONS	EXPENDITURES
3247EM Total					88,387	68,149	19,239
3248EM	CALIFORNIA	KATRINA	9/13/2005	2-INFRASTRUCTURE 5-ADMINISTRATION	628,220	546,422	429,331
3248EM Total					628,220	546,422	429,331
3249EM	WISCONSIN	KATRINA	9/13/2005	2-INFRASTRUCTURE 5-ADMINISTRATION	3,501,228 74,737	2,766,170 51,227	106,563 1,225
3249EM Total					3,575,965	2,817,397	107,788
3250EM	OHIO	KATRINA	9/13/2005	2-INFRASTRUCTURE 5-ADMINISTRATION	2,518,180 75,350	2,124,094 50,000	906,730
3250EM Total					2,593,530	2,174,094	906,730
3251EM	MARYLAND	KATRINA	9/13/2005	2-INFRASTRUCTURE 5-ADMINISTRATION	3,000,000 121,326	737,298 83,717	67,392 80,708
3251EM Total					3,121,326	821,015	148,100
3252EM	MASSACHUSETTS	KATRINA	9/13/2005	2-INFRASTRUCTURE 5-ADMINISTRATION	3,500,000 168,880	2,329,968 164,978	2,194,032 140,129
3252EM Total					3,668,880	2,494,946	2,334,161
3253EM	MONTANA	KATRINA	9/13/2005	2-INFRASTRUCTURE 5-ADMINISTRATION	400,000 88,952	397,372 77,682	113,358 26,541
3253EM Total					488,952	475,054	139,898
3255EM	RHODE ISLAND	KATRINA	9/19/2005	2-INFRASTRUCTURE 5-ADMINISTRATION	1,000,000 36,916	177,017 29,493	11,409
3255EM Total					1,036,916	206,510	11,409
3256EM	MAINE	KATRINA	9/19/2005	2-INFRASTRUCTURE 5-ADMINISTRATION	100,000 6,000	6,000	
3256EM Total					106,000	6,000	
3257EM	NEW JERSEY	KATRINA	9/19/2005	2-INFRASTRUCTURE 5-ADMINISTRATION	120,026 39,917	120,026 21,310	20,007
3257EM Total					159,943	141,335	20,007
3258EM	NEW HAMPSHIRE	KATRINA	9/19/2005	2-INFRASTRUCTURE 5-ADMINISTRATION	100,000 6,000	6,000	92
3258EM Total					106,000	6,000	92
3259EM	FLORIDA	RITA	9/20/2005	2-INFRASTRUCTURE 4-OPERATIONS 5-ADMINISTRATION	8,700,000 10,000 1,335,741	8,237,124 10,000 1,335,741	2,688,758 67,295
3259EM Total					10,045,741	9,582,864	2,756,054
3260EM	LOUISIANA	RITA	9/21/2005	2-INFRASTRUCTURE 4-OPERATIONS 5-ADMINISTRATION	1,100,000 175,000	1,100,000 175,000	
3260EM Total					1,275,000	1,275,000	
3261EM	TEXAS	RITA	9/21/2005	2-INFRASTRUCTURE 4-OPERATIONS 5-ADMINISTRATION	4,085,000 5,000,000 120,715,539	4,079,929 5,000,000 120,715,539	2,869,728 2,018,258
3261EM Total					129,800,539	129,795,468	4,887,986
3262EM	NEW YORK	KATRINA	9/30/2005	2-INFRASTRUCTURE 5-ADMINISTRATION	977,652 209,900	977,652 179,140	178,912
3262EM Total					1,187,552	1,156,791	178,912
3263EM	DELAWARE	KATRINA	9/30/2005	5-ADMINISTRATION	48,900	929	379
3263EM Total					48,900	929	379
Grand Total					30,636,501,135	27,736,541,667	14,162,432,514

**FINANCIAL INFORMATION TOOL
FOR HURRICANE KATRINA, RITA, & WILMA DECLARATIONS ONLY**

AS OF 03-01-2006 AT 7 AM

PROG CODE	STATE NAME	EVENT NAME	DECLARED	PROGRAM AREA	PROGRAM NAME	ALLOCATIONS	OBLIGATIONS	EXPENDITURES
1602DR	FLORIDA	KATRINA	8/28/2005	2-INFRASTRUCTURE	2594-INSPECTIONS	7,922,400	8,184,400	4,996,489
					416X-PUBLIC ASSISTANCE	146,636,074	129,752,554	49,711,971
				2-INFRASTRUCTURE Total		154,558,474	137,936,954	54,708,460
				4-OPERATIONS	2507-MISSIONS-TA	10,000	10,000	
					2508-MISSIONS-DFA			
				4-OPERATIONS Total		10,000	10,000	
				5-ADMINISTRATION	11XX-SALARIES & BENEFITS	2,533,231	2,048,814	2,048,814
					21XX-TRAVEL	2,062,000	2,061,975	1,594,053
					22XX-TRANSPORTION	586,000	525,020	33,037
					23XX-RENT, COMM, UTILITIES	1,677,662	1,196,275	1,080,956
					24XX-PRINT & REPRO	20,000	10,500	
					2501-MISSIONS-FOS	18,607,425	18,607,425	6,389,345
					25XX-OTHER SERVICES	5,924,696	5,744,696	122,350
					26XX-SUPPLIES & MATERIALS	236,256	74,704	37,991
	31XX-EQUIPMENT	151,500	94,570	31,692				
5-ADMINISTRATION Total		31,798,770	30,363,978	11,338,238				
1602DR Total						186,367,244	168,310,932	66,046,698
1603DR	LOUISIANA	KATRINA	8/29/2005	1-HUMAN SERVICES	2503-UNEMPLOYMENT	164,627,958	164,627,958	164,627,958
					2504-CRISIS COUNSELING-NIMH	91,753,102	4,042,584	
					2576-LEGAL SERVICES	117,500	30,500	
					2592-INSPECTIONS	95,715,164	86,297,443	60,847,167
					4149-OTHER NEEDS ASSISTANCE	1,081,786,207	1,081,786,207	1,070,158,659
					414X-HOUSING ASSISTANCE	3,021,540,812	3,021,540,812	2,941,726,031
					4152-CRISIS COUNSELING-SCC	20,574,070	17,572,962	3,728,366
					MANUFACTURED HOUSING	2,770,807,554	1,890,656,076	1,379,207,041
				1-HUMAN SERVICES Total		7,246,922,368	6,266,554,543	5,620,295,223
				2-INFRASTRUCTURE	2594-INSPECTIONS	185,458,900	149,271,900	37,917,411
					416X-PUBLIC ASSISTANCE	1,365,847,347	1,362,590,861	605,247,699
				2-INFRASTRUCTURE Total		1,551,306,247	1,511,862,761	643,165,111
				3-MITIGATION	2593-INSPECTIONS	10,964,976	6,449,718	1,479,086
				3-MITIGATION Total		10,964,976	6,449,718	1,479,086
				4-OPERATIONS	2507-MISSIONS-TA	9,970,000	9,890,000	253,090
					2508-MISSIONS-DFA	2,913,515,501	2,913,315,500	81,832,609
				4-OPERATIONS Total		2,923,485,501	2,923,205,500	82,085,699
				5-ADMINISTRATION	11XX-SALARIES & BENEFITS	114,315,665	108,067,744	108,067,744
					21XX-TRAVEL	96,403,940	86,606,726	78,155,731
					22XX-TRANSPORTION	13,184,320	12,901,401	1,891,004
					23XX-RENT, COMM, UTILITIES	185,309,293	153,965,715	83,107,395
					24XX-PRINT & REPRO	2,334,004	1,570,530	57,044
					2501-MISSIONS-FOS	1,244,318,987	1,244,268,987	9,424,326
					25XX-OTHER SERVICES	1,302,590,269	881,267,295	418,298,559
	26XX-SUPPLIES & MATERIALS	338,584,580	307,744,241	175,729,907				
	31XX-EQUIPMENT	121,909,040	97,556,972	67,105,348				
	32XX-LAND & STRUCTURES	7,933,620	1,430,870	626,798				
	4101-URBAN SEARCH & RESCUE	50,570,429	50,570,428	11,025,986				
5-ADMINISTRATION Total		3,477,454,148	2,945,950,910	953,489,840				
1603DR Total						15,210,133,240	13,654,023,431	7,300,514,958
1604DR	MISSISSIPPI	KATRINA	8/29/2005	1-HUMAN SERVICES	2503-UNEMPLOYMENT	55,406,856	55,750,000	55,750,000
					2504-CRISIS COUNSELING-NIMH	26,326,206	13,060,670	8,684,929
					2576-LEGAL SERVICES			
					2592-INSPECTIONS	63,870,340	50,230,691	34,631,108
					4149-OTHER NEEDS ASSISTANCE	368,963,004	368,963,004	346,780,542
					414X-HOUSING ASSISTANCE	826,565,438	826,565,350	789,675,747
					4152-CRISIS COUNSELING-SCC	11,047,063	10,774,467	4,182,423
					MANUFACTURED HOUSING	1,561,481,542	978,848,908	664,448,338
				1-HUMAN SERVICES Total		2,913,660,449	2,304,193,089	1,904,153,086
				2-INFRASTRUCTURE	2594-INSPECTIONS	82,006,900	65,306,400	19,249,411
					416X-PUBLIC ASSISTANCE	835,708,878	799,477,854	444,866,378
				2-INFRASTRUCTURE Total		917,715,778	864,784,254	464,115,790
				3-MITIGATION	2593-INSPECTIONS	10,124,761	5,549,708	547,010
					4173-HAZARD MITIGATION	5,374,186	5,374,186	243,506

PROG CODE	STATE NAME	EVENT NAME	DECLARED	PROGRAM AREA	PROGRAM NAME	ALLOCATIONS	OBLIGATIONS	EXPENDITURES
				3-MITIGATION Total		15,498,947	10,923,894	790,516
				4-OPERATIONS	2507-MISSIONS-TA	31,013,256	11,545,056	122,758
					2508-MISSIONS-DFA	1,270,279,654	1,245,279,653	77,116,479
				4-OPERATIONS Total		1,301,292,910	1,256,824,709	77,239,237
				5-ADMINISTRATION	11XX-SALARIES & BENEFITS	99,858,241	96,380,410	96,380,410
					21XX-TRAVEL	66,244,761	60,748,448	47,270,299
					22XX-TRANSPORTION	37,400,851	26,844,175	25,758,032
					23XX-RENT, COMM, UTILITIES	44,790,651	33,987,716	16,204,990
					24XX-PRINT & REPRO	2,270,701	2,064,361	970,015
					2501-MISSIONS-FOS	1,502,791,629	1,503,279,148	229,840,699
					25XX-OTHER SERVICES	556,468,294	494,379,756	311,888,320
					26XX-SUPPLIES & MATERIALS	186,285,527	174,141,085	65,282,696
					31XX-EQUIPMENT	75,444,496	71,355,162	61,306,700
					32XX-LAND & STRUCTURES	1,327,846	1,250,846	1,202,749
					4101-URBAN SEARCH & RESCUE	24,600,030	24,600,030	4,165,166
				5-ADMINISTRATION Total		2,597,483,027	2,489,031,138	860,270,077
1604DR Total						7,745,651,112	6,925,757,083	3,306,568,706
1605DR	ALABAMA	KATRINA	8/29/2005	1-HUMAN SERVICES	2503-UNEMPLOYMENT	1,150,000	1,150,000	1,150,000
					2504-CRISIS COUNSELING-NIMH	4,436,110	488,246	
					2576-LEGAL SERVICES	5,000	5,000	3,875
					2592-INSPECTIONS	20,123,500	8,123,500	6,929,198
					4149-OTHER NEEDS ASSISTANCE	31,483,233	31,483,233	27,900,011
					414X-HOUSING ASSISTANCE	87,211,550	87,211,550	85,466,626
					4152-CRISIS COUNSELING-SCC	3,135,574	3,135,574	996,179
					MANUFACTURED HOUSING	1,047,847,911	1,006,898,748	774,403,966
				1-HUMAN SERVICES Total		1,195,392,878	1,138,495,851	896,849,855
				2-INFRASTRUCTURE	2594-INSPECTIONS	1,449,000	1,448,600	586,893
					416X-PUBLIC ASSISTANCE	94,977,362	91,214,957	58,374,502
				2-INFRASTRUCTURE Total		96,426,362	92,663,557	58,961,395
				3-MITIGATION	2593-INSPECTIONS	2,784,984	2,449,984	525,974
				3-MITIGATION Total		2,784,984	2,449,984	525,974
				4-OPERATIONS	2507-MISSIONS-TA	3,000,000	3,000,000	
					2508-MISSIONS-DFA	178,500,000	178,500,000	3,708,261
				4-OPERATIONS Total		181,500,000	181,500,000	3,708,261
				5-ADMINISTRATION	11XX-SALARIES & BENEFITS	14,080,005	13,643,847	13,643,847
					21XX-TRAVEL	16,735,497	16,734,676	13,230,051
					22XX-TRANSPORTION	2,414,000	1,105,600	87,827
					23XX-RENT, COMM, UTILITIES	7,659,755	6,652,349	3,097,125
					24XX-PRINT & REPRO	386,892	265,327	101,908
					2501-MISSIONS-FOS	81,979,350	81,978,622	10,572,396
					25XX-OTHER SERVICES	54,378,943	43,861,934	31,673,901
					26XX-SUPPLIES & MATERIALS	5,250,540	4,535,962	2,003,918
					31XX-EQUIPMENT	3,371,876	2,996,727	2,446,544
				5-ADMINISTRATION Total		186,256,857	171,775,044	76,857,517
1605DR Total						1,662,361,081	1,586,884,435	1,036,903,002
1606DR	TEXAS	RITA	9/24/2005	1-HUMAN SERVICES	2503-UNEMPLOYMENT	5,104,608	5,089,161	5,089,161
					2504-CRISIS COUNSELING-NIMH			
					2576-LEGAL SERVICES	5,000		
					2592-INSPECTIONS	37,694,000	37,661,997	25,079,977
					4149-OTHER NEEDS ASSISTANCE			(500)
					414X-HOUSING ASSISTANCE	636,014,899	636,014,000	493,995,654
					4152-CRISIS COUNSELING-SCC	4,301,483	650,742	
					4154-OTHER NEEDS ASSISTANCE	68,880,000	68,880,000	59,020,341
					MANUFACTURED HOUSING	191,785,400	97,621,559	76,391,745
				1-HUMAN SERVICES Total		943,785,390	845,917,460	659,576,378
				2-INFRASTRUCTURE	2594-INSPECTIONS	11,993,900	11,930,400	3,076,695
					416X-PUBLIC ASSISTANCE	154,950,000	154,944,888	83,606,128
				2-INFRASTRUCTURE Total		166,943,900	166,875,288	86,682,823
				3-MITIGATION	2593-INSPECTIONS	11,399,991	2,699,991	276,302
				3-MITIGATION Total		11,399,991	2,699,991	276,302
				4-OPERATIONS	2507-MISSIONS-TA	100,000	100,000	
					2508-MISSIONS-DFA	245,050,000	242,367,600	
				4-OPERATIONS Total		245,150,000	242,467,600	
				5-ADMINISTRATION	11XX-SALARIES & BENEFITS	30,118,356	27,544,500	27,544,500
					21XX-TRAVEL	26,498,700	26,205,673	20,563,095
					22XX-TRANSPORTION	2,549,000	420,000	55,155

PROG CODE	STATE NAME	EVENT NAME	DECLARED	PROGRAM AREA	PROGRAM NAME	ALLOCATIONS	OBLIGATIONS	EXPENDITURES
					23XX-RENT, COMM, UTILITIES	11,452,975	8,687,632	3,894,191
					24XX-PRINT & REPRO	493,000	372,676	139,111
					2501-MISSIONS-FOS	264,878,000	259,433,000	2,272,038
					25XX-OTHER SERVICES	219,924,400	135,410,385	89,180,136
					26XX-SUPPLIES & MATERIALS	8,088,417	3,615,205	1,486,438
					31XX-EQUIPMENT	6,876,000	4,479,653	4,071,649
					4101-URBAN SEARCH & RESCUE	19,264,000	19,264,000	2,229,471
					5-ADMINISTRATION Total	590,142,848	485,432,725	151,435,785
1606DR Total						1,957,422,129	1,743,393,063	897,971,287
1607DR	LOUISIANA	RITA	9/24/2005	1-HUMAN SERVICES	2503-UNEMPLOYMENT	11,309,413	11,309,413	11,309,413
					2592-INSPECTIONS	27,504,750	27,504,750	19,867,395
					4149-OTHER NEEDS ASSISTANCE	90,300,000	90,300,000	89,083,134
					414X-HOUSING ASSISTANCE	396,927,381	396,927,381	395,071,322
					MANUFACTURED HOUSING	50,012,000	1,515,370	882,172
					1-HUMAN SERVICES Total	576,053,544	527,556,914	516,213,436
				2-INFRASTRUCTURE	2594-INSPECTIONS	3,852,000	2,375,000	241,140
					416X-PUBLIC ASSISTANCE	69,812,097	68,435,907	16,327,072
					2-INFRASTRUCTURE Total	73,664,097	70,810,907	16,568,212
				3-MITIGATION	2593-INSPECTIONS	4,844,983	4,099,943	390,407
					3-MITIGATION Total	4,844,983	4,099,943	390,407
				4-OPERATIONS	2507-MISSIONS-TA	1,000,000	1,000,000	
					2508-MISSIONS-DFA	529,036,000	529,036,000	789,694
					4-OPERATIONS Total	530,036,000	530,036,000	789,694
				5-ADMINISTRATION	11XX-SALARIES & BENEFITS	9,268,671	8,313,023	8,313,023
					21XX-TRAVEL	2,627,800	2,625,787	2,449,347
					22XX-TRANSPORTION	1,150,000	52,000	9,075
					23XX-RENT, COMM, UTILITIES	8,544,350	6,241,131	3,634,615
					24XX-PRINT & REPRO	550,000	299,910	71,601
					2501-MISSIONS-FOS	49,337,685	49,337,685	732,876
					25XX-OTHER SERVICES	290,050,237	236,899,137	86,226,500
					26XX-SUPPLIES & MATERIALS	39,200,770	37,455,859	28,814,899
					31XX-EQUIPMENT	3,016,000	1,498,361	52,682
					32XX-LAND & STRUCTURES	400,000		
					4101-URBAN SEARCH & RESCUE	3,206,000	3,086,000	569,169
					5-ADMINISTRATION Total	407,351,513	345,808,893	130,873,787
1607DR Total						1,591,950,137	1,478,312,657	664,835,536
1609DR	FLORIDA	WILMA	10/24/2005	1-HUMAN SERVICES	2503-UNEMPLOYMENT	5,770,125	5,770,125	5,770,125
					2576-LEGAL SERVICES	5,000	5,000	
					2592-INSPECTIONS	42,429,400	39,133,000	31,333,947
					4149-OTHER NEEDS ASSISTANCE	183,000,000	183,000,000	144,212,531
					414X-HOUSING ASSISTANCE	150,695,000	150,695,000	131,014,475
					4152-CRISIS COUNSELING-SCC	1,848,196	924,098	
					MANUFACTURED HOUSING	89,013,000	76,374,717	55,865,278
					1-HUMAN SERVICES Total	472,760,721	455,901,940	368,196,357
				2-INFRASTRUCTURE	2594-INSPECTIONS	28,110,300	28,110,300	2,481,121
					416X-PUBLIC ASSISTANCE	463,050,000	447,467,204	122,208,461
					2-INFRASTRUCTURE Total	491,160,300	475,577,504	124,689,581
				3-MITIGATION	2593-INSPECTIONS	1,000,000	599,900	18,334
					3-MITIGATION Total	1,000,000	599,900	18,334
				4-OPERATIONS	2507-MISSIONS-TA	700,000	700,000	13,795
					2508-MISSIONS-DFA	233,328,384	233,328,384	733,254
					4-OPERATIONS Total	234,028,384	234,028,384	747,050
				5-ADMINISTRATION	11XX-SALARIES & BENEFITS	25,491,330	26,709,138	26,709,138
					21XX-TRAVEL	12,909,700	12,666,375	10,037,725
					22XX-TRANSPORTION	10,645,440	10,235,440	1,189,753
					23XX-RENT, COMM, UTILITIES	5,871,000	1,673,195	1,320,415
					24XX-PRINT & REPRO	323,500	279,298	91,353
					2501-MISSIONS-FOS	132,029,012	132,029,012	6,476,717
					25XX-OTHER SERVICES	18,150,000	11,124,250	1,402,948
					26XX-SUPPLIES & MATERIALS	91,470,000	74,550,358	785,183
					31XX-EQUIPMENT	1,310,000	482,172	321,280
					32XX-LAND & STRUCTURES	74,225	28,379	12,446
					4101-URBAN SEARCH & RESCUE	6,216,000	6,216,000	396,926
					5-ADMINISTRATION Total	304,490,207	275,993,617	48,743,883
1609DR Total						1,503,439,612	1,442,101,345	542,395,205
3212EM	LOUISIANA	KATRINA	8/27/2005	2-INFRASTRUCTURE	416X-PUBLIC ASSISTANCE			

PROG CODE	STATE NAME	EVENT NAME	DECLARED	PROGRAM AREA	PROGRAM NAME	ALLOCATIONS	OBLIGATIONS	EXPENDITURES
				2-INFRASTRUCTURE Total				
				4-OPERATIONS	2508-MISSIONS-DFA	1,500,000	1,500,000	
				4-OPERATIONS Total		1,500,000	1,500,000	
				5-ADMINISTRATION	11XX-SALARIES & BENEFITS	1,922	1,922	1,922
					21XX-TRAVEL	5,559	5,559	5,559
					22XX-TRANSPORTION			
					23XX-RENT, COMM, UTILITIES	588,577	588,577	538,577
					24XX-PRINT & REPRO			
					2501-MISSIONS-FOS	10,370,000	10,370,000	62,555
					25XX-OTHER SERVICES	40,000	40,000	40,000
					26XX-SUPPLIES & MATERIALS	2,000	2,000	1,284
					31XX-EQUIPMENT			
				5-ADMINISTRATION Total		11,008,058	11,008,058	649,898
3212EM Total						12,508,058	12,508,058	649,898
3213EM	MISSISSIPPI	KATRINA	8/28/2005	2-INFRASTRUCTURE	416X-PUBLIC ASSISTANCE			
				2-INFRASTRUCTURE Total				
				4-OPERATIONS	2507-MISSIONS-TA			
					2508-MISSIONS-DFA			
				4-OPERATIONS Total				
				5-ADMINISTRATION	11XX-SALARIES & BENEFITS	288	288	288
					21XX-TRAVEL			
					22XX-TRANSPORTION			
					23XX-RENT, COMM, UTILITIES			
					24XX-PRINT & REPRO			
					2501-MISSIONS-FOS	2,612,457	2,612,457	86,770
					25XX-OTHER SERVICES	9,840	9,840	
					26XX-SUPPLIES & MATERIALS			
				5-ADMINISTRATION Total		2,622,585	2,622,585	87,058
3213EM Total						2,622,585	2,622,585	87,058
3214EM	ALABAMA	KATRINA	8/28/2005	2-INFRASTRUCTURE	416X-PUBLIC ASSISTANCE			
				2-INFRASTRUCTURE Total				
				4-OPERATIONS	2507-MISSIONS-TA			
					2508-MISSIONS-DFA			
				4-OPERATIONS Total				
				5-ADMINISTRATION	11XX-SALARIES & BENEFITS			
					21XX-TRAVEL			
					22XX-TRANSPORTION			
					23XX-RENT, COMM, UTILITIES	30,000	30,000	30,000
					24XX-PRINT & REPRO			
					2501-MISSIONS-FOS	31,478	31,478	
					26XX-SUPPLIES & MATERIALS			
					31XX-EQUIPMENT	22,976	22,976	22,976
				5-ADMINISTRATION Total		84,454	84,454	52,976
3214EM Total						84,454	84,454	52,976
3215EM	ARKANSAS	KATRINA	9/2/2005	2-INFRASTRUCTURE	2594-INSPECTIONS	1,583,900	1,583,900	467,381
					416X-PUBLIC ASSISTANCE	32,000,000	30,431,026	28,312,008
				2-INFRASTRUCTURE Total		33,583,900	32,014,926	28,779,388
				4-OPERATIONS	2508-MISSIONS-DFA	3,500,000	3,500,000	
				4-OPERATIONS Total		3,500,000	3,500,000	
				5-ADMINISTRATION	11XX-SALARIES & BENEFITS	1,545,653	1,022,375	1,022,375
					21XX-TRAVEL	1,200,082	1,197,149	1,159,861
					22XX-TRANSPORTION	16,100	15,100	6,520
					23XX-RENT, COMM, UTILITIES	311,644	191,644	158,192
					24XX-PRINT & REPRO	6,000	5,150	2,234
					2501-MISSIONS-FOS	465,000	465,000	7,452
					25XX-OTHER SERVICES	7,500	5,000	1,125
					26XX-SUPPLIES & MATERIALS	123,580	108,760	44,264
					31XX-EQUIPMENT	54,700	54,700	32,497
					32XX-LAND & STRUCTURES			
				5-ADMINISTRATION Total		3,730,259	3,064,878	2,434,521
3215EM Total						40,814,159	38,579,804	31,213,909
3216EM	TEXAS	KATRINA	9/2/2005	2-INFRASTRUCTURE	2594-INSPECTIONS	6,508,500	3,877,600	1,605,908
					416X-PUBLIC ASSISTANCE	360,242,199	359,926,186	260,943,172
				2-INFRASTRUCTURE Total		366,750,699	363,803,786	262,549,080
				4-OPERATIONS	2508-MISSIONS-DFA	37,740,000	37,740,000	
				4-OPERATIONS Total		37,740,000	37,740,000	

PROG CODE	STATE NAME	EVENT NAME	DECLARED	PROGRAM AREA	PROGRAM NAME	ALLOCATIONS	OBLIGATIONS	EXPENDITURES
				5-ADMINISTRATION	11XX-SALARIES & BENEFITS	2,634,491	2,479,172	2,479,172
					21XX-TRAVEL	3,210,905	3,092,405	2,830,593
					22XX-TRANSPORTION	214,000	34,000	17,207
					23XX-RENT, COMM, UTILITIES	2,095,492	2,061,022	988,442
					24XX-PRINT & REPRO	76,491	37,054	23,596
					2501-MISSIONS-FOS	11,905,000	11,905,000	7,872
					25XX-OTHER SERVICES	2,402,386	483,886	236,756
					26XX-SUPPLIES & MATERIALS	1,185,559	1,145,579	773,558
					31XX-EQUIPMENT	602,827	488,989	407,755
				5-ADMINISTRATION Total		24,327,152	21,727,108	7,764,952
3216EM Total						428,817,851	423,270,894	270,314,032
3217EM	TENNESSEE	KATRINA	9/5/2005	2-INFRASTRUCTURE	416X-PUBLIC ASSISTANCE	29,000,000	26,484,489	
				2-INFRASTRUCTURE Total		29,000,000	26,484,489	
				4-OPERATIONS	2507-MISSIONS-TA	5,000	5,000	
				4-OPERATIONS Total		5,000	5,000	
				5-ADMINISTRATION	11XX-SALARIES & BENEFITS	13,380	13,380	13,380
					21XX-TRAVEL	70,000	70,000	67,983
					22XX-TRANSPORTION			
					23XX-RENT, COMM, UTILITIES			
					24XX-PRINT & REPRO			
					2501-MISSIONS-FOS	2,000	2,000	
					26XX-SUPPLIES & MATERIALS			
				5-ADMINISTRATION Total		85,380	85,380	81,363
3217EM Total						29,090,380	26,574,869	81,363
3218EM	GEORGIA	KATRINA	9/5/2005	2-INFRASTRUCTURE	416X-PUBLIC ASSISTANCE	19,400,000	18,824,560	7,705,350
				2-INFRASTRUCTURE Total		19,400,000	18,824,560	7,705,350
				5-ADMINISTRATION	11XX-SALARIES & BENEFITS			
					21XX-TRAVEL	40,000	40,000	767
					22XX-TRANSPORTION			
					23XX-RENT, COMM, UTILITIES			
					24XX-PRINT & REPRO			
					2501-MISSIONS-FOS	52,000	52,000	
					26XX-SUPPLIES & MATERIALS			
				5-ADMINISTRATION Total		92,000	92,000	767
3218EM Total						19,492,000	18,916,560	7,706,117
3219EM	OKLAHOMA	KATRINA	9/5/2005	2-INFRASTRUCTURE	416X-PUBLIC ASSISTANCE	6,435,313	6,251,292	3,862,030
				2-INFRASTRUCTURE Total		6,435,313	6,251,292	3,862,030
				5-ADMINISTRATION	11XX-SALARIES & BENEFITS	65,251	61,897	61,897
					21XX-TRAVEL	78,459	78,459	69,574
					22XX-TRANSPORTION	500		
					23XX-RENT, COMM, UTILITIES			
					24XX-PRINT & REPRO	500	800	756
					25XX-OTHER SERVICES			
					26XX-SUPPLIES & MATERIALS	1,000	54	54
					31XX-EQUIPMENT			
				5-ADMINISTRATION Total		145,710	141,210	132,281
3219EM Total						6,581,023	6,392,502	3,994,311
3220EM	FLORIDA	KATRINA	9/5/2005	2-INFRASTRUCTURE	416X-PUBLIC ASSISTANCE	9,200,000	7,845,819	
				2-INFRASTRUCTURE Total		9,200,000	7,845,819	
				5-ADMINISTRATION	11XX-SALARIES & BENEFITS	2,272	2,272	2,272
					21XX-TRAVEL			
					22XX-TRANSPORTION			
					23XX-RENT, COMM, UTILITIES			
					24XX-PRINT & REPRO			
					2501-MISSIONS-FOS			
					26XX-SUPPLIES & MATERIALS			
				5-ADMINISTRATION Total		2,272	2,272	2,272
3220EM Total						9,202,272	7,848,091	2,272
3221EM	WEST VIRGINIA	KATRINA	9/5/2005	2-INFRASTRUCTURE	416X-PUBLIC ASSISTANCE	186,000	185,820	11,522
				2-INFRASTRUCTURE Total		186,000	185,820	11,522
				5-ADMINISTRATION	11XX-SALARIES & BENEFITS	87,195	70,537	70,537
					21XX-TRAVEL	78,522	30,653	27,353
					22XX-TRANSPORTION			
					23XX-RENT, COMM, UTILITIES			
					24XX-PRINT & REPRO			
					26XX-SUPPLIES & MATERIALS	100	100	94

PROG CODE	STATE NAME	EVENT NAME	DECLARED	PROGRAM AREA	PROGRAM NAME	ALLOCATIONS	OBLIGATIONS	EXPENDITURES
					26XX-SUPPLIES & MATERIALS	250	250	113
				5-ADMINISTRATION Total		294,734	210,419	203,137
3227EM Total						3,159,912	3,075,594	203,137
3228EM	OREGON	KATRINA	9/7/2005	2-INFRASTRUCTURE	416X-PUBLIC ASSISTANCE	1,969,791	1,969,787	232,546
				2-INFRASTRUCTURE Total		1,969,791	1,969,787	232,546
				5-ADMINISTRATION	11XX-SALARIES & BENEFITS	24,131	17,674	17,674
					21XX-TRAVEL	20,922	20,422	13,459
					22XX-TRANSPORTION			
					23XX-RENT, COMM, UTILITIES			
					24XX-PRINT & REPRO			
					26XX-SUPPLIES & MATERIALS			
				5-ADMINISTRATION Total		45,053	38,096	31,133
3228EM Total						2,014,844	2,007,883	263,679
3229EM	NEW MEXICO	KATRINA	9/7/2005	2-INFRASTRUCTURE	2594-INSPECTIONS	95,700	95,700	74,645
					416X-PUBLIC ASSISTANCE	2,000,000	702,750	
				2-INFRASTRUCTURE Total		2,095,700	798,450	74,645
				5-ADMINISTRATION	11XX-SALARIES & BENEFITS	56,149	25,737	25,737
					21XX-TRAVEL	44,242	44,242	39,837
					22XX-TRANSPORTION	2,500		
					23XX-RENT, COMM, UTILITIES			
					24XX-PRINT & REPRO	500	45	37
					25XX-OTHER SERVICES			
					26XX-SUPPLIES & MATERIALS	3,116	116	16
					31XX-EQUIPMENT			
				5-ADMINISTRATION Total		106,507	70,140	65,627
3229EM Total						2,202,207	868,590	140,272
3230EM	ILLINOIS	KATRINA	9/7/2005	2-INFRASTRUCTURE	416X-PUBLIC ASSISTANCE	2,418,578	706,621	626,032
				2-INFRASTRUCTURE Total		2,418,578	706,621	626,032
				5-ADMINISTRATION	11XX-SALARIES & BENEFITS	115,231	88,875	88,875
					21XX-TRAVEL	128,296	124,483	34,477
					22XX-TRANSPORTION			
					23XX-RENT, COMM, UTILITIES			
					24XX-PRINT & REPRO			
					26XX-SUPPLIES & MATERIALS			
				5-ADMINISTRATION Total		243,527	213,358	123,352
3230EM Total						2,662,105	919,979	749,383
3231EM	KENTUCKY	KATRINA	9/10/2005	2-INFRASTRUCTURE	416X-PUBLIC ASSISTANCE	4,000,000	3,911,772	387,038
				2-INFRASTRUCTURE Total		4,000,000	3,911,772	387,038
				5-ADMINISTRATION	11XX-SALARIES & BENEFITS			
					21XX-TRAVEL	20,000	20,000	7,961
					22XX-TRANSPORTION			
					23XX-RENT, COMM, UTILITIES			
					24XX-PRINT & REPRO			
					2501-MISSIONS-FOS	2,000	2,000	
					26XX-SUPPLIES & MATERIALS			
				5-ADMINISTRATION Total		22,000	22,000	7,961
3231EM Total						4,022,000	3,933,772	394,998
3232EM	MISSOURI	KATRINA	9/10/2005	2-INFRASTRUCTURE	416X-PUBLIC ASSISTANCE			
				2-INFRASTRUCTURE Total				
				5-ADMINISTRATION	11XX-SALARIES & BENEFITS	498,522	314,758	314,758
					21XX-TRAVEL	320,880	214,329	189,101
					22XX-TRANSPORTION	1,000	1,000	790
					23XX-RENT, COMM, UTILITIES			
					24XX-PRINT & REPRO	500		
					2501-MISSIONS-FOS	5,000	5,000	
					26XX-SUPPLIES & MATERIALS	5,000	5,000	1,986
				5-ADMINISTRATION Total		830,902	540,087	506,635
3232EM Total						830,902	540,087	506,635
3233EM	SOUTH CAROLINA	KATRINA	9/10/2005	2-INFRASTRUCTURE	416X-PUBLIC ASSISTANCE	2,114,915	2,104,704	805,414
				2-INFRASTRUCTURE Total		2,114,915	2,104,704	805,414
				5-ADMINISTRATION	11XX-SALARIES & BENEFITS			
					21XX-TRAVEL	55,000	55,000	40,089
					22XX-TRANSPORTION			
					23XX-RENT, COMM, UTILITIES			
					24XX-PRINT & REPRO			
					2501-MISSIONS-FOS	2,000	2,000	

PROG CODE	STATE NAME	EVENT NAME	DECLARED	PROGRAM AREA	PROGRAM NAME	ALLOCATIONS	OBLIGATIONS	EXPENDITURES
					26XX-SUPPLIES & MATERIALS			
				5-ADMINISTRATION Total		57,000	57,000	40,089
3233EM Total						2,171,915	2,161,704	845,504
3234EM	SOUTH DAKOTA	KATRINA	9/10/2005	2-INFRASTRUCTURE	416X-PUBLIC ASSISTANCE	261,722	261,676	195,029
				2-INFRASTRUCTURE Total		261,722	261,676	195,029
				5-ADMINISTRATION	11XX-SALARIES & BENEFITS	20,700		
					21XX-TRAVEL	60,000	60,044	5,630
					22XX-TRANSPORTION			
					23XX-RENT, COMM, UTILITIES			
					24XX-PRINT & REPRO			
					26XX-SUPPLIES & MATERIALS	2,000		
				5-ADMINISTRATION Total		82,700	60,044	5,630
3234EM Total						344,422	321,720	200,659
3235EM	PENNSYLVANIA	KATRINA	9/10/2005	2-INFRASTRUCTURE	416X-PUBLIC ASSISTANCE	2,000,000	1,577,886	683,913
				2-INFRASTRUCTURE Total		2,000,000	1,577,886	683,913
				5-ADMINISTRATION	11XX-SALARIES & BENEFITS	153,646	118,432	118,432
					21XX-TRAVEL	146,429	86,299	77,396
					22XX-TRANSPORTION			
					23XX-RENT, COMM, UTILITIES			
					24XX-PRINT & REPRO			
					26XX-SUPPLIES & MATERIALS			
				5-ADMINISTRATION Total		300,075	204,731	195,828
3235EM Total						2,300,075	1,782,617	879,741
3236EM	KANSAS	KATRINA	9/10/2005	2-INFRASTRUCTURE	416X-PUBLIC ASSISTANCE	140,000	139,118	109,133
				2-INFRASTRUCTURE Total		140,000	139,118	109,133
				5-ADMINISTRATION	11XX-SALARIES & BENEFITS			
					21XX-TRAVEL	55,298	30,098	187
					22XX-TRANSPORTION			
					23XX-RENT, COMM, UTILITIES			
					24XX-PRINT & REPRO	500		
					26XX-SUPPLIES & MATERIALS	500		
				5-ADMINISTRATION Total		56,298	30,098	187
3236EM Total						196,298	169,216	109,320
3237EM	ALABAMA	KATRINA	9/10/2005	2-INFRASTRUCTURE	416X-PUBLIC ASSISTANCE	2,500,000	898,566	800,854
				2-INFRASTRUCTURE Total		2,500,000	898,566	800,854
				4-OPERATIONS	2508-MISSIONS-DFA	1,000,000	1,000,000	
				4-OPERATIONS Total		1,000,000	1,000,000	
				5-ADMINISTRATION	11XX-SALARIES & BENEFITS			
					21XX-TRAVEL			
					22XX-TRANSPORTION			
					23XX-RENT, COMM, UTILITIES			
					24XX-PRINT & REPRO			
					26XX-SUPPLIES & MATERIALS			
				5-ADMINISTRATION Total				
3237EM Total						3,500,000	1,898,566	800,854
3238EM	INDIANA	KATRINA	9/10/2005	2-INFRASTRUCTURE	416X-PUBLIC ASSISTANCE	4,127,992	3,789,690	
				2-INFRASTRUCTURE Total		4,127,992	3,789,690	
				5-ADMINISTRATION	11XX-SALARIES & BENEFITS	12,264	1,942	1,942
					21XX-TRAVEL	60,600	50,000	
					22XX-TRANSPORTION			
					23XX-RENT, COMM, UTILITIES			
					24XX-PRINT & REPRO			
					26XX-SUPPLIES & MATERIALS			
				5-ADMINISTRATION Total		72,864	51,942	1,942
3238EM Total						4,200,856	3,841,632	1,942
3239EM	IOWA	KATRINA	9/10/2005	2-INFRASTRUCTURE	416X-PUBLIC ASSISTANCE	209,000	206,761	17,557
				2-INFRASTRUCTURE Total		209,000	206,761	17,557
				5-ADMINISTRATION	11XX-SALARIES & BENEFITS	10,350	712	712
					21XX-TRAVEL	55,030	55,000	4,928
					22XX-TRANSPORTION			
					23XX-RENT, COMM, UTILITIES			
					24XX-PRINT & REPRO	500		
					26XX-SUPPLIES & MATERIALS	500		
				5-ADMINISTRATION Total		66,380	55,712	5,639
3239EM Total						275,380	262,472	23,196
3240EM	VIRGINIA	KATRINA	9/12/2005	2-INFRASTRUCTURE	2594-INSPECTIONS	339,100	339,100	52,433

PROG CODE	STATE NAME	EVENT NAME	DECLARED	PROGRAM AREA	PROGRAM NAME	ALLOCATIONS	OBLIGATIONS	EXPENDITURES
					416X-PUBLIC ASSISTANCE	65,000	19,474	18,034
				2-INFRASTRUCTURE Total		404,100	358,574	70,466
				5-ADMINISTRATION	11XX-SALARIES & BENEFITS	102,910	72,260	72,260
					21XX-TRAVEL	63,000	11,447	10,347
					22XX-TRANSPORTION			
					23XX-RENT, COMM, UTILITIES			
					24XX-PRINT & REPRO			
					26XX-SUPPLIES & MATERIALS			
				5-ADMINISTRATION Total		165,910	83,706	82,606
3240EM Total						570,010	442,280	153,073
3241EM	ARIZONA	KATRINA	9/12/2005	2-INFRASTRUCTURE	416X-PUBLIC ASSISTANCE	3,200,000	3,179,929	2,465,757
				2-INFRASTRUCTURE Total		3,200,000	3,179,929	2,465,757
				5-ADMINISTRATION	11XX-SALARIES & BENEFITS	24,840	15,289	15,289
					21XX-TRAVEL	188,740	158,740	72,049
					22XX-TRANSPORTION			
					23XX-RENT, COMM, UTILITIES			
					24XX-PRINT & REPRO			
					2501-MISSIONS-FOS	3,000,000	3,000,000	181
					26XX-SUPPLIES & MATERIALS			
				5-ADMINISTRATION Total		3,213,580	3,174,029	87,519
3241EM Total						6,413,580	6,353,959	2,553,276
3242EM	MINNESOTA	KATRINA	9/13/2005	2-INFRASTRUCTURE	416X-PUBLIC ASSISTANCE	15,000,000	3,449,504	903,695
				2-INFRASTRUCTURE Total		15,000,000	3,449,504	903,695
				5-ADMINISTRATION	11XX-SALARIES & BENEFITS	11,150		
					21XX-TRAVEL	63,300	50,000	
					22XX-TRANSPORTION			
					23XX-RENT, COMM, UTILITIES			
					24XX-PRINT & REPRO			
					26XX-SUPPLIES & MATERIALS			
				5-ADMINISTRATION Total		74,450	50,000	
3242EM Total						15,074,450	3,499,504	903,695
3243EM	NEVADA	KATRINA	9/13/2005	2-INFRASTRUCTURE	416X-PUBLIC ASSISTANCE	3,500,000	563,921	132,925
				2-INFRASTRUCTURE Total		3,500,000	563,921	132,925
				5-ADMINISTRATION	11XX-SALARIES & BENEFITS	44,340	41,545	41,545
					21XX-TRAVEL	218,800	188,800	102,645
					22XX-TRANSPORTION			
					23XX-RENT, COMM, UTILITIES			
					24XX-PRINT & REPRO			
					26XX-SUPPLIES & MATERIALS			
				5-ADMINISTRATION Total		263,140	230,345	144,190
3243EM Total						3,763,140	794,266	277,115
3244EM	IDAHO	KATRINA	9/13/2005	2-INFRASTRUCTURE	416X-PUBLIC ASSISTANCE	584,137	584,134	17,450
				2-INFRASTRUCTURE Total		584,137	584,134	17,450
				5-ADMINISTRATION	11XX-SALARIES & BENEFITS	20,700	5,965	5,965
					21XX-TRAVEL	15,000	4,143	3,894
					22XX-TRANSPORTION			
					23XX-RENT, COMM, UTILITIES			
					24XX-PRINT & REPRO			
					26XX-SUPPLIES & MATERIALS			
				5-ADMINISTRATION Total		35,700	10,108	9,860
3244EM Total						619,837	594,243	27,309
3245EM	NEBRASKA	KATRINA	9/13/2005	2-INFRASTRUCTURE	416X-PUBLIC ASSISTANCE	210,100	210,100	21,489
				2-INFRASTRUCTURE Total		210,100	210,100	21,489
				5-ADMINISTRATION	11XX-SALARIES & BENEFITS			
					21XX-TRAVEL	55,602	55,277	1,302
					22XX-TRANSPORTION			
					23XX-RENT, COMM, UTILITIES			
					24XX-PRINT & REPRO	500		
					26XX-SUPPLIES & MATERIALS	500		
				5-ADMINISTRATION Total		56,602	55,277	1,302
3245EM Total						266,702	265,377	22,790
3246EM	CONNECTICUT	KATRINA	9/13/2005	2-INFRASTRUCTURE	416X-PUBLIC ASSISTANCE	1,000,000	49,979	
				2-INFRASTRUCTURE Total		1,000,000	49,979	
				5-ADMINISTRATION	11XX-SALARIES & BENEFITS	23,373	10,551	10,551
					21XX-TRAVEL	39,800	39,800	6,209
					22XX-TRANSPORTION			

PROG CODE	STATE NAME	EVENT NAME	DECLARED	PROGRAM AREA	PROGRAM NAME	ALLOCATIONS	OBLIGATIONS	EXPENDITURES
					23XX-RENT, COMM, UTILITIES 24XX-PRINT & REPRO 26XX-SUPPLIES & MATERIALS			
5-ADMINISTRATION Total						63,173	50,351	16,760
3246EM Total						1,063,173	100,330	16,760
3247EM	NORTH DAKOTA	KATRINA	9/13/2005	2-INFRASTRUCTURE	416X-PUBLIC ASSISTANCE			
2-INFRASTRUCTURE Total								
5-ADMINISTRATION						20,700	3,462	3,462
11XX-SALARIES & BENEFITS								
21XX-TRAVEL						63,454	63,454	15,778
22XX-TRANSPORTION						500		
23XX-RENT, COMM, UTILITIES								
24XX-PRINT & REPRO								
25XX-OTHER SERVICES						1,233	1,233	
26XX-SUPPLIES & MATERIALS						2,500		
5-ADMINISTRATION Total						88,387	68,149	19,239
3247EM Total						88,387	68,149	19,239
3248EM	CALIFORNIA	KATRINA	9/13/2005	2-INFRASTRUCTURE	416X-PUBLIC ASSISTANCE			
2-INFRASTRUCTURE Total								
5-ADMINISTRATION						198,720	219,642	219,642
11XX-SALARIES & BENEFITS								
21XX-TRAVEL						429,500	326,780	209,688
22XX-TRANSPORTION								
23XX-RENT, COMM, UTILITIES								
24XX-PRINT & REPRO								
26XX-SUPPLIES & MATERIALS								
5-ADMINISTRATION Total						628,220	546,422	429,331
3248EM Total						628,220	546,422	429,331
3249EM	WISCONSIN	KATRINA	9/13/2005	2-INFRASTRUCTURE	416X-PUBLIC ASSISTANCE	3,501,228	2,766,170	106,563
2-INFRASTRUCTURE Total						3,501,228	2,766,170	106,563
5-ADMINISTRATION						11,437	1,137	1,137
11XX-SALARIES & BENEFITS								
21XX-TRAVEL						63,300	50,090	88
22XX-TRANSPORTION								
23XX-RENT, COMM, UTILITIES								
24XX-PRINT & REPRO								
26XX-SUPPLIES & MATERIALS								
5-ADMINISTRATION Total						74,737	51,227	1,225
3249EM Total						3,575,965	2,817,397	107,788
3250EM	OHIO	KATRINA	9/13/2005	2-INFRASTRUCTURE	416X-PUBLIC ASSISTANCE	2,518,180	2,124,094	906,730
2-INFRASTRUCTURE Total						2,518,180	2,124,094	906,730
5-ADMINISTRATION						12,050		
11XX-SALARIES & BENEFITS								
21XX-TRAVEL						63,300	50,000	
22XX-TRANSPORTION								
23XX-RENT, COMM, UTILITIES								
24XX-PRINT & REPRO								
26XX-SUPPLIES & MATERIALS								
5-ADMINISTRATION Total						75,350	50,000	
3250EM Total						2,593,530	2,174,094	906,730
3251EM	MARYLAND	KATRINA	9/13/2005	2-INFRASTRUCTURE	416X-PUBLIC ASSISTANCE	3,000,000	737,298	67,392
2-INFRASTRUCTURE Total						3,000,000	737,298	67,392
5-ADMINISTRATION						44,214	26,788	26,788
11XX-SALARIES & BENEFITS								
21XX-TRAVEL						77,112	56,929	53,920
22XX-TRANSPORTION								
23XX-RENT, COMM, UTILITIES								
24XX-PRINT & REPRO								
26XX-SUPPLIES & MATERIALS								
5-ADMINISTRATION Total						121,326	83,717	80,708
3251EM Total						3,121,326	821,015	148,100
3252EM	MASSACHUSETTS	KATRINA	9/13/2005	2-INFRASTRUCTURE	416X-PUBLIC ASSISTANCE	3,500,000	2,329,968	2,194,032
2-INFRASTRUCTURE Total						3,500,000	2,329,968	2,194,032
5-ADMINISTRATION						93,080	89,178	89,178
11XX-SALARIES & BENEFITS								
21XX-TRAVEL						74,800	74,800	50,951
22XX-TRANSPORTION						1,000	1,000	
23XX-RENT, COMM, UTILITIES								
24XX-PRINT & REPRO								
26XX-SUPPLIES & MATERIALS								
5-ADMINISTRATION Total						168,880	164,978	140,129
3252EM Total						3,668,880	2,494,946	2,334,161

PROG CODE	STATE NAME	EVENT NAME	DECLARED	PROGRAM AREA	PROGRAM NAME	ALLOCATIONS	OBLIGATIONS	EXPENDITURES
3253EM	MONTANA	KATRINA	9/13/2005	2-INFRASTRUCTURE	416X-PUBLIC ASSISTANCE	400,000	397,372	113,358
				2-INFRASTRUCTURE Total		400,000	397,372	113,358
				5-ADMINISTRATION	11XX-SALARIES & BENEFITS	26,452	20,657	20,657
					21XX-TRAVEL	60,000	57,025	5,884
					22XX-TRANSPORTION			
23XX-RENT, COMM, UTILITIES								
24XX-PRINT & REPRO								
26XX-SUPPLIES & MATERIALS	2,500							
5-ADMINISTRATION Total		88,952	77,682	26,541				
3253EM Total						488,952	475,054	139,898
3255EM	RHODE ISLAND	KATRINA	9/19/2005	2-INFRASTRUCTURE	416X-PUBLIC ASSISTANCE	1,000,000	177,017	
				2-INFRASTRUCTURE Total		1,000,000	177,017	
				5-ADMINISTRATION	11XX-SALARIES & BENEFITS	10,916	3,493	3,493
					21XX-TRAVEL	26,000	26,000	7,916
					22XX-TRANSPORTION			
23XX-RENT, COMM, UTILITIES								
24XX-PRINT & REPRO								
26XX-SUPPLIES & MATERIALS								
5-ADMINISTRATION Total		36,916	29,493	11,409				
3255EM Total						1,036,916	206,510	11,409
3256EM	MAINE	KATRINA	9/19/2005	2-INFRASTRUCTURE	416X-PUBLIC ASSISTANCE	100,000		
				2-INFRASTRUCTURE Total		100,000		
				5-ADMINISTRATION	11XX-SALARIES & BENEFITS			
					21XX-TRAVEL	6,000	6,000	
					22XX-TRANSPORTION			
23XX-RENT, COMM, UTILITIES								
24XX-PRINT & REPRO								
26XX-SUPPLIES & MATERIALS								
5-ADMINISTRATION Total		6,000	6,000					
3256EM Total						106,000	6,000	
3257EM	NEW JERSEY	KATRINA	9/19/2005	2-INFRASTRUCTURE	416X-PUBLIC ASSISTANCE	120,026	120,026	
				2-INFRASTRUCTURE Total		120,026	120,026	
				5-ADMINISTRATION	11XX-SALARIES & BENEFITS	21,251	18,743	18,743
					21XX-TRAVEL	18,466	2,366	1,264
					22XX-TRANSPORTION	200	200	
23XX-RENT, COMM, UTILITIES								
24XX-PRINT & REPRO								
26XX-SUPPLIES & MATERIALS								
5-ADMINISTRATION Total		39,917	21,310	20,007				
3257EM Total						159,943	141,335	20,007
3258EM	NEW HAMPSHIRE	KATRINA	9/19/2005	2-INFRASTRUCTURE	416X-PUBLIC ASSISTANCE	100,000		
				2-INFRASTRUCTURE Total		100,000		
				5-ADMINISTRATION	11XX-SALARIES & BENEFITS			
					21XX-TRAVEL	6,000	6,000	92
					22XX-TRANSPORTION			
23XX-RENT, COMM, UTILITIES								
24XX-PRINT & REPRO								
26XX-SUPPLIES & MATERIALS								
5-ADMINISTRATION Total		6,000	6,000	92				
3258EM Total						106,000	6,000	92
3259EM	FLORIDA	RITA	9/20/2005	2-INFRASTRUCTURE	416X-PUBLIC ASSISTANCE	8,700,000	8,237,124	2,688,758
				2-INFRASTRUCTURE Total		8,700,000	8,237,124	2,688,758
				4-OPERATIONS	2508-MISSIONS-DFA	10,000	10,000	
				4-OPERATIONS Total		10,000	10,000	
				5-ADMINISTRATION	11XX-SALARIES & BENEFITS	19,741	19,741	19,741
21XX-TRAVEL	80,000	80,000	25,060					
22XX-TRANSPORTION								
23XX-RENT, COMM, UTILITIES								
24XX-PRINT & REPRO								
2501-MISSIONS-FOS	1,236,000	1,236,000	22,495					
26XX-SUPPLIES & MATERIALS								
5-ADMINISTRATION Total		1,335,741	1,335,741	67,295				
3259EM Total						10,045,741	9,582,864	2,756,054
3260EM	LOUISIANA	RITA	9/21/2005	2-INFRASTRUCTURE	416X-PUBLIC ASSISTANCE			
				2-INFRASTRUCTURE Total				
				4-OPERATIONS	2508-MISSIONS-DFA	1,100,000	1,100,000	

PROG CODE	STATE NAME	EVENT NAME	DECLARED	PROGRAM AREA	PROGRAM NAME	ALLOCATIONS	OBLIGATIONS	EXPENDITURES
				4-OPERATIONS Total		1,100,000	1,100,000	
				5-ADMINISTRATION	11XX-SALARIES & BENEFITS 21XX-TRAVEL 22XX-TRANSPORTION 23XX-RENT, COMM, UTILITIES 24XX-PRINT & REPRO 2501-MISSIONS-FOS 26XX-SUPPLIES & MATERIALS	175,000	175,000	
				5-ADMINISTRATION Total		175,000	175,000	
3260EM Total						1,275,000	1,275,000	
3261EM	TEXAS	RITA	9/21/2005	2-INFRASTRUCTURE	416X-PUBLIC ASSISTANCE	4,085,000	4,079,929	2,869,728
				2-INFRASTRUCTURE Total		4,085,000	4,079,929	2,869,728
				4-OPERATIONS	2508-MISSIONS-DFA	5,000,000	5,000,000	
				4-OPERATIONS Total		5,000,000	5,000,000	
				5-ADMINISTRATION	11XX-SALARIES & BENEFITS 21XX-TRAVEL 22XX-TRANSPORTION 23XX-RENT, COMM, UTILITIES 24XX-PRINT & REPRO 2501-MISSIONS-FOS 25XX-OTHER SERVICES 26XX-SUPPLIES & MATERIALS 31XX-EQUIPMENT	18,793 13,238 50,000 20,000 117,492,000 1,165,737 591,787 1,363,983	18,793 13,238 50,000 20,000 117,492,000 1,165,737 591,787 1,363,983	18,793 13,238 4,733 20,000 365,951 397,723 1,197,819
				5-ADMINISTRATION Total		120,715,539	120,715,539	2,018,258
3261EM Total						129,800,539	129,795,468	4,887,986
3262EM	NEW YORK	KATRINA	9/30/2005	2-INFRASTRUCTURE	416X-PUBLIC ASSISTANCE	977,652	977,652	
				2-INFRASTRUCTURE Total		977,652	977,652	
				5-ADMINISTRATION	11XX-SALARIES & BENEFITS 21XX-TRAVEL 22XX-TRANSPORTION	148,900 60,800 200	118,281 60,659 200	118,281 60,631
				5-ADMINISTRATION Total		209,900	179,140	178,912
3262EM Total						1,187,552	1,156,791	178,912
3263EM	DELAWARE	KATRINA	9/30/2005	5-ADMINISTRATION	11XX-SALARIES & BENEFITS 21XX-TRAVEL	45,400 3,500	929	379
				5-ADMINISTRATION Total		48,900	929	379
3263EM Total						48,900	929	379
Grand Total						30,636,501,135	27,736,541,667	14,162,432,514

FINANCIAL INFORMATION TOOL
HURRICANE KATRINA, RITA, & WILMA DECLARATIONS C
MISSION ASSIGNMENTS ONLY

AS OF 03-01-2006 AT 7 AM

AGENCY	OBLIGATIONS	EXPENDITURES
AID	17,309,000	
APHIS	365,000	
ARC	95,000	2,554
BIA	317,600	
BTS	200,000	
BUREC	2,089,000	
CBP	42,957,949	6,226,284
CDC	19,903,500	
CIA	200,000	
CNCS	5,905,500	
COE-LRD	15,000	
COE-MVD	3,975,370,152	134,842,841
COE-NAD		
COE-SAD	475,632,000	19,924,631
COE-SWD	296,635,000	2,015,166
DHUD	82,990,000	11,127,134
DOC	900,000	
DOD	1,707,352,389	205,018,926
DOE	505,000	
DOED	230,000	
DOI	1,266,784	
DOL	325,000	17,938
DOS	55,000	
DOT	553,009,213	43,158,070
EEOC	200,000	
EPA	366,371,200	500,400
FAA		
FCC	200,000	
FCSIC	200,000	
FLETC	460,103	375,722
FMSHRC	200,000	
FNS	20,000	
FPS	204,556,691	961,463
GSA	87,798,291	291,556

AGENCY	OBLIGATIONS	EXPENDITURES
HHS	254,322,800	
IAIP	214,000	
ICE	36,417,200	266,152
MSPB	2,000	
NAR	625,000	
NASA	450,000	
NCPC	20,000	
NCS	13,220,685	102,381
NCUA		
NGA	765,000	
NLRB	240,000	48,259
NOAA	4,655,000	
NPS	157,000	
NRC	200,000	
NSF	200,000	
OCFO	210,000	
OPM	615,000	
OSHA	21,225,000	
OSLGCP	200,000	
RRB	25,000	5,419
S&T	100,000	
SBA	200,000	
SCS	11,800	
SEC	2,000	
SSA	1,225,000	79,582
TREAS	2,190,650	61,714
TSA	455,000	
TVA	9,787,451	1,693,564
USCG	192,533,001	
USCIS	910,000	
USDA	19,360,500	
USDJ	55,174,600	3,069,531
USFS	366,030,288	181
USFWS		
USGS	507,300	
USPC	16,150,291	546,985
USPHS		
USPS	2,098,270	129,208
USSS	8,800	
VA	10,075,000	
Grand Total	8,854,218,008	430,465,663

FINANCIAL INFORMATION TOOL
FOR HURRICANE KATRINA, RITA, & WILMA DECLARATIONS ONLY
MISSION ASSIGNMENTS ONLY

AS OF 03-01-2006 AT 7 AM

PROG CODE	STATE NAME	EVENT NAME	AGENCY	PROGRAM NAME	OBLIGATIONS	EXPENDITURES
1602DR	FLORIDA	KATRINA	CBP	2501-MISSIONS-FOS	11,447,424	6,226,284
			COE-SAD	2501-MISSIONS-FOS	405,000	36,685
			DOD	2501-MISSIONS-FOS	100,000	
			DOE	2501-MISSIONS-FOS	10,000	
			DOT	2501-MISSIONS-FOS	6,010,000	126,377
			EPA	2501-MISSIONS-FOS	20,000	
			GSA	2501-MISSIONS-FOS	155,000	
			HHS	2501-MISSIONS-FOS	365,000	
			NCS	2501-MISSIONS-FOS	10,000	
			USCG	2501-MISSIONS-FOS	1	
			USDA	2501-MISSIONS-FOS	10,000	
				2507-MISSIONS-TA	10,000	
	USFS	2501-MISSIONS-FOS	75,000			
1602DR Total					18,617,425	6,389,345
1603DR	LOUISIANA	KATRINA	APHIS	2501-MISSIONS-FOS	333,000	
				2508-MISSIONS-DFA	12,000	
			ARC	2501-MISSIONS-FOS	50,000	2,554
			BUREC	2501-MISSIONS-FOS	1,089,000	
			CBP	2501-MISSIONS-FOS	16,005,525	
			CDC	2508-MISSIONS-DFA	17,228,500	
			CNCS	2501-MISSIONS-FOS	2,400,000	
			COE-MVD	2501-MISSIONS-FOS	37,530,000	2,061,530
				2507-MISSIONS-TA	7,180,000	253,090
				2508-MISSIONS-DFA	2,069,700,000	31,778,874
			DHUD	2501-MISSIONS-FOS	3,695,000	
				2508-MISSIONS-DFA	79,000,000	11,127,134
			DOC	2501-MISSIONS-FOS	150,000	
			DOD	2501-MISSIONS-FOS	782,475,000	6,165,448
				2508-MISSIONS-DFA	24,812,000	
			DOE	2501-MISSIONS-FOS	80,000	
			DOED	2508-MISSIONS-DFA		
			DOI	2501-MISSIONS-FOS	238,000	
			DOL	2501-MISSIONS-FOS		
			DOS	2501-MISSIONS-FOS	55,000	
			DOT	2501-MISSIONS-FOS	69,703,000	
				2508-MISSIONS-DFA	256,000,000	35,918,356
			EPA	2501-MISSIONS-FOS	22,517,000	
	2507-MISSIONS-TA	2,500,000				
	2508-MISSIONS-DFA	197,000,000				
FNS	2501-MISSIONS-FOS	20,000				
FPS	2501-MISSIONS-FOS	132,651,820	619,180			
	2507-MISSIONS-TA					
	2508-MISSIONS-DFA					

PROG CODE	STATE NAME	EVENT NAME	AGENCY	PROGRAM NAME	OBLIGATIONS	EXPENDITURES
			GSA	2501-MISSIONS-FOS 2508-MISSIONS-DFA	7,805,000	64,864
			HHS	2501-MISSIONS-FOS 2507-MISSIONS-TA 2508-MISSIONS-DFA	515,000 30,000 78,150,000	
			ICE	2501-MISSIONS-FOS 2508-MISSIONS-DFA	12,405,000 18,500,000	
			NAR	2508-MISSIONS-DFA	600,000	
			NCS	2501-MISSIONS-FOS 2508-MISSIONS-DFA	3,900,000 1,000,000	102,381
			NGA	2501-MISSIONS-FOS	520,000	
			NOAA	2501-MISSIONS-FOS	1,750,000	
			OCFO	2501-MISSIONS-FOS	10,000	
			OSHA	2501-MISSIONS-FOS	125,000	
			SBA	2501-MISSIONS-FOS		
			TREAS	2501-MISSIONS-FOS	110,000	
			TVA	2501-MISSIONS-FOS 2508-MISSIONS-DFA	1,937,772	325,098
			USCG	2501-MISSIONS-FOS 2507-MISSIONS-TA 2508-MISSIONS-DFA	3,275,000 30,000 116,000,000	
			USDA	2501-MISSIONS-FOS 2508-MISSIONS-DFA	1,176,000 10,000,000	
			USDJ	2501-MISSIONS-FOS 2507-MISSIONS-TA 2508-MISSIONS-DFA	2,764,600 150,000 45,313,000	3,008,244
			USFS	2501-MISSIONS-FOS 2508-MISSIONS-DFA	138,600,000	
			USGS	2501-MISSIONS-FOS	250,000	
			USPHS	2501-MISSIONS-FOS		
			USPS	2501-MISSIONS-FOS	83,270	83,270
			VA	2501-MISSIONS-FOS	50,000	
1603DR Total					4,167,474,487	91,510,024
1604DR	MISSISSIPPI	KATRINA	AID	2501-MISSIONS-FOS	17,269,000	
			BTS	2501-MISSIONS-FOS	200,000	
			CBP	2501-MISSIONS-FOS 2508-MISSIONS-DFA	3,505,000	
			CNCS	2501-MISSIONS-FOS 2508-MISSIONS-DFA	7,500 1,508,000	
			COE-LRD	2501-MISSIONS-FOS	15,000	
			COE-MVD	2501-MISSIONS-FOS 2507-MISSIONS-TA 2508-MISSIONS-DFA	454,475,740 243,256 1,021,755,595	26,280,782 122,758 73,614,881
			COE-SAD	2501-MISSIONS-FOS		
			DHUD	2501-MISSIONS-FOS	75,000	
			DOC	2501-MISSIONS-FOS 2507-MISSIONS-TA	500,000 50,000	
			DOD	2501-MISSIONS-FOS 2508-MISSIONS-DFA	770,195,044 54,950,345	195,440,295 3,405,080
			DOE	2501-MISSIONS-FOS	270,000	
			DOED	2501-MISSIONS-FOS	205,000	
			DOI	2501-MISSIONS-FOS	995,400	

PROG CODE	STATE NAME	EVENT NAME	AGENCY	PROGRAM NAME	OBLIGATIONS	EXPENDITURES
			DOL	2501-MISSIONS-FOS	325,000	17,938
			DOS	2501-MISSIONS-FOS		
			DOT	2501-MISSIONS-FOS	93,685,000	5,879,188
				2507-MISSIONS-TA	50,000	
				2508-MISSIONS-DFA	3,353,213	
			EEOC	2501-MISSIONS-FOS	200,000	
			EPA	2501-MISSIONS-FOS	2,529,200	
				2507-MISSIONS-TA	10,300,000	
				2508-MISSIONS-DFA	56,500,000	
			FAA	2501-MISSIONS-FOS		
			FCC	2501-MISSIONS-FOS	200,000	
			FCSIC	2501-MISSIONS-FOS	200,000	
			FLETC	2501-MISSIONS-FOS	460,103	375,722
			FMSHRC	2501-MISSIONS-FOS	200,000	
			FPS	2501-MISSIONS-FOS	17,220,773	252,567
				2508-MISSIONS-DFA	700,000	35,231
			GSA	2501-MISSIONS-FOS	60,298,291	208,034
				2508-MISSIONS-DFA		
			HHS	2501-MISSIONS-FOS	2,695,000	
				2507-MISSIONS-TA	682,300	
				2508-MISSIONS-DFA	64,895,500	
			IAIP	2501-MISSIONS-FOS	214,000	
			ICE	2501-MISSIONS-FOS	5,012,200	266,152
			MSPB	2501-MISSIONS-FOS	2,000	
			NAR	2501-MISSIONS-FOS	25,000	
			NASA	2501-MISSIONS-FOS	400,000	
				2508-MISSIONS-DFA	50,000	
			NCPC	2501-MISSIONS-FOS	20,000	
			NCS	2501-MISSIONS-FOS	2,325,000	
				2508-MISSIONS-DFA		
			NCUA	2501-MISSIONS-FOS		
			NGA	2501-MISSIONS-FOS	100,000	
			NLRB	2501-MISSIONS-FOS	240,000	48,259
			NOAA	2501-MISSIONS-FOS		
			NPS	2507-MISSIONS-TA	157,000	
			NRC	2501-MISSIONS-FOS	200,000	
			NSF	2501-MISSIONS-FOS	200,000	
			OCFO	2501-MISSIONS-FOS	200,000	
			OPM	2501-MISSIONS-FOS	615,000	
			OSHA	2501-MISSIONS-FOS	21,100,000	
			OSLGCP	2501-MISSIONS-FOS	200,000	
			RRB	2501-MISSIONS-FOS	25,000	5,419
			S&T	2501-MISSIONS-FOS	100,000	
			SBA	2501-MISSIONS-FOS	200,000	
			SCS	2501-MISSIONS-FOS	11,800	
			SEC	2501-MISSIONS-FOS	2,000	
			SSA	2501-MISSIONS-FOS	1,025,000	79,582
			TREAS	2501-MISSIONS-FOS	1,820,650	31,218
			TSA	2501-MISSIONS-FOS	455,000	
			TVA	2501-MISSIONS-FOS	1,214,056	379,939

PROG CODE	STATE NAME	EVENT NAME	AGENCY	PROGRAM NAME	OBLIGATIONS	EXPENDITURES
			USCG	2501-MISSIONS-FOS	13,970,000	
				2508-MISSIONS-DFA	30,000,000	
			USCIS	2501-MISSIONS-FOS	910,000	
			USDA	2501-MISSIONS-FOS	112,000	
				2507-MISSIONS-TA	12,500	
				2508-MISSIONS-DFA	1,200,000	
			USDJ	2501-MISSIONS-FOS	2,035,000	
				2508-MISSIONS-DFA	4,867,000	61,287
			USFS	2501-MISSIONS-FOS	8,495,000	
				2507-MISSIONS-TA	50,000	
				2508-MISSIONS-DFA	5,500,000	
			USGS	2501-MISSIONS-FOS	125,300	
			USPC	2501-MISSIONS-FOS	15,150,291	546,985
			USPS	2501-MISSIONS-FOS	1,015,000	28,619
			USSS	2501-MISSIONS-FOS	8,800	
			VA	2501-MISSIONS-FOS	25,000	
1604DR Total					2,760,103,857	307,079,937
1605DR	ALABAMA	KATRINA	AID	2501-MISSIONS-FOS	40,000	
			CNCS	2508-MISSIONS-DFA	500,000	
			COE-SAD	2501-MISSIONS-FOS	30,300,000	9,471,112
				2508-MISSIONS-DFA	151,000,000	3,218,214
			DHUD	2501-MISSIONS-FOS		
			DOD	2501-MISSIONS-FOS	2,510,000	
			DOE	2501-MISSIONS-FOS	10,000	
			DOS	2501-MISSIONS-FOS		
			DOT	2501-MISSIONS-FOS	24,010,000	6,292
			EPA	2501-MISSIONS-FOS	10,000	4,164
				2507-MISSIONS-TA	3,000,000	
				2508-MISSIONS-DFA	27,000,000	490,047
			FPS	2501-MISSIONS-FOS	5,452,500	54,485
			GSA	2501-MISSIONS-FOS	11,260,000	
			HHS	2501-MISSIONS-FOS	50,000	
				2508-MISSIONS-DFA		
			NCS	2501-MISSIONS-FOS	73,000	
			TREAS	2501-MISSIONS-FOS	180,000	30,496
			TVA	2501-MISSIONS-FOS	3,457,622	988,528
			USCG	2501-MISSIONS-FOS	2,275,000	
				2508-MISSIONS-DFA		
			USDA	2501-MISSIONS-FOS	20,000	
			USFS	2501-MISSIONS-FOS	1,260,000	
			USGS	2501-MISSIONS-FOS	70,500	
			USPS	2501-MISSIONS-FOS	1,000,000	17,319
1605DR Total					263,478,622	14,280,657
1606DR	TEXAS	RITA	ARC	2501-MISSIONS-FOS	30,000	
			BIA	2508-MISSIONS-DFA	317,600	
			CNCS	2508-MISSIONS-DFA	240,000	
			COE-SWD	2501-MISSIONS-FOS	61,095,000	2,015,166
				2507-MISSIONS-TA	100,000	
				2508-MISSIONS-DFA	220,350,000	

PROG CODE	STATE NAME	EVENT NAME	AGENCY	PROGRAM NAME	OBLIGATIONS	EXPENDITURES
			DHUD	2501-MISSIONS-FOS	120,000	
			DOD	2501-MISSIONS-FOS	23,100,000	
				2508-MISSIONS-DFA	2,810,000	
			DOE	2501-MISSIONS-FOS	50,000	
			DOI	2501-MISSIONS-FOS	5,000	
			DOT	2501-MISSIONS-FOS	15,100,000	256,871
			EPA	2501-MISSIONS-FOS	10,000	
			FPS	2501-MISSIONS-FOS	6,110,000	
			GSA	2501-MISSIONS-FOS	30,000	
			HHS	2501-MISSIONS-FOS	23,000,000	
			NCS	2501-MISSIONS-FOS	340,000	
			NGA	2501-MISSIONS-FOS	145,000	
			NOAA	2501-MISSIONS-FOS	2,790,000	
			TREAS	2501-MISSIONS-FOS	70,000	
			TVA	2501-MISSIONS-FOS	2,000,000	
			USCG	2501-MISSIONS-FOS	100,000	
				2508-MISSIONS-DFA	8,000,000	
			USDA	2501-MISSIONS-FOS	280,000	
				2508-MISSIONS-DFA	650,000	
			USFS	2501-MISSIONS-FOS	124,050,000	
			USGS	2501-MISSIONS-FOS	8,000	
			USPC	2501-MISSIONS-FOS	1,000,000	
			VA	2508-MISSIONS-DFA	10,000,000	
1606DR Total					501,900,600	2,272,038
1607DR	LOUISIANA	RITA	BUREC	2501-MISSIONS-FOS	1,000,000	
			CDC	2501-MISSIONS-FOS		
			COE-MVD	2501-MISSIONS-FOS	2,825,000	10,692
				2507-MISSIONS-TA	1,000,000	
				2508-MISSIONS-DFA	380,500,000	663,829
			DOD	2501-MISSIONS-FOS	10,000,000	
				2508-MISSIONS-DFA	20,000,000	
			DOT	2501-MISSIONS-FOS	25,000,000	722,184
				2508-MISSIONS-DFA	10,000,000	125,865
			EPA	2508-MISSIONS-DFA	39,500,000	
			FPS	2501-MISSIONS-FOS	5,000,000	
			GSA	2501-MISSIONS-FOS	500,000	
			HHS	2508-MISSIONS-DFA	20,100,000	
			NCS	2501-MISSIONS-FOS	5,002,685	
			TREAS	2501-MISSIONS-FOS	10,000	
			USCG	2508-MISSIONS-DFA	18,400,000	
			USDA	2508-MISSIONS-DFA	5,500,000	
			USFS	2508-MISSIONS-DFA	35,000,000	
			USGS	2508-MISSIONS-DFA	36,000	
1607DR Total					579,373,685	1,522,570
1609DR	FLORIDA	WILMA	CIA	2501-MISSIONS-FOS	200,000	
			CNCS	2508-MISSIONS-DFA	1,250,000	
			COE-SAD	2501-MISSIONS-FOS	70,822,000	6,429,076
				2507-MISSIONS-TA	600,000	13,795
				2508-MISSIONS-DFA	222,350,000	733,254
			DOC	2501-MISSIONS-FOS	200,000	

PROG CODE	STATE NAME	EVENT NAME	AGENCY	PROGRAM NAME	OBLIGATIONS	EXPENDITURES
			DOD	2501-MISSIONS-FOS	2,650,000	
				2508-MISSIONS-DFA	900,000	
			DOE	2501-MISSIONS-FOS	55,000	
			DOI	2508-MISSIONS-DFA	28,384	
			DOT	2501-MISSIONS-FOS	20,083,000	44,306
			EPA	2501-MISSIONS-FOS	40,000	
				2507-MISSIONS-TA	100,000	
				2508-MISSIONS-DFA	300,000	
			FPS	2501-MISSIONS-FOS	30,371,512	
				2508-MISSIONS-DFA	150,000	
			GSA	2501-MISSIONS-FOS	130,000	3,334
			HHS	2501-MISSIONS-FOS	1,230,000	
				2508-MISSIONS-DFA	8,165,000	
			NCS	2501-MISSIONS-FOS	40,000	
				2508-MISSIONS-DFA		
			NOAA	2508-MISSIONS-DFA	115,000	
			NPS	2501-MISSIONS-FOS		
			SSA	2501-MISSIONS-FOS	200,000	
			USCG	2501-MISSIONS-FOS	50,000	
				2508-MISSIONS-DFA	70,000	
			USDA	2501-MISSIONS-FOS	330,000	
			USDJ	2501-MISSIONS-FOS	45,000	
			USFS	2501-MISSIONS-FOS	5,580,000	
			USFWS	2501-MISSIONS-FOS		
			USGS	2501-MISSIONS-FOS	2,500	
			1609DR Total		366,057,396	7,223,766
3212EM	LOUISIANA	KATRINA	DOD	2501-MISSIONS-FOS	250,000	
			DOT	2501-MISSIONS-FOS	6,120,000	62,555
			GSA	2501-MISSIONS-FOS	4,000,000	
				2508-MISSIONS-DFA	1,500,000	
			NCS	2501-MISSIONS-FOS		
			3212EM Total		11,870,000	62,555
3213EM	MISSISSIPPI	KATRINA	COE-MVD	2501-MISSIONS-FOS	160,561	56,405
			COE-SAD	2501-MISSIONS-FOS		
			DOD	2501-MISSIONS-FOS	10,000	8,103
			DOE	2501-MISSIONS-FOS	20,000	
			DOT	2501-MISSIONS-FOS	35,000	16,074
			EPA	2501-MISSIONS-FOS	10,000	6,189
			FPS	2501-MISSIONS-FOS	188,608	
			GSA	2501-MISSIONS-FOS	1,760,000	
			HHS	2501-MISSIONS-FOS	50,000	
			NCS	2501-MISSIONS-FOS	10,000	
			TVA	2501-MISSIONS-FOS	288,000	
			USDA	2501-MISSIONS-FOS	20,000	
			USFS	2501-MISSIONS-FOS	60,288	
			3213EM Total		2,612,457	86,770
3214EM	ALABAMA	KATRINA	APHIS	2501-MISSIONS-FOS		
			COE-SAD	2501-MISSIONS-FOS		
			DOD	2501-MISSIONS-FOS		
			DOE	2501-MISSIONS-FOS		
			DOT	2501-MISSIONS-FOS		
			EPA	2501-MISSIONS-FOS		
				2507-MISSIONS-TA		

PROG CODE	STATE NAME	EVENT NAME	AGENCY	PROGRAM NAME	OBLIGATIONS	EXPENDITURES
			FPS	2501-MISSIONS-FOS	31,478	
			GSA	2501-MISSIONS-FOS		
			HHS	2501-MISSIONS-FOS		
			NCS	2501-MISSIONS-FOS		
			TVA	2501-MISSIONS-FOS		
			USCG	2501-MISSIONS-FOS		
			USDA	2501-MISSIONS-FOS		
			USFS	2501-MISSIONS-FOS		
3214EM Total					31,478	
3215EM	ARKANSAS	KATRINA	DOT	2501-MISSIONS-FOS	50,000	
				2508-MISSIONS-DFA	500,000	
			FPS	2501-MISSIONS-FOS	345,000	
			GSA	2501-MISSIONS-FOS	60,000	7,452
			HHS	2501-MISSIONS-FOS	10,000	
				2508-MISSIONS-DFA	3,000,000	
3215EM Total					3,965,000	7,452
3216EM	TEXAS	KATRINA	CDC	2508-MISSIONS-DFA	2,675,000	
			DHUD	2501-MISSIONS-FOS	100,000	
			DOD	2501-MISSIONS-FOS	20,000	
				2508-MISSIONS-DFA		
			DOED	2501-MISSIONS-FOS	25,000	
			DOT	2501-MISSIONS-FOS	4,000,000	
				2508-MISSIONS-DFA	2,500,000	
			FPS	2501-MISSIONS-FOS	6,000,000	
			GSA	2501-MISSIONS-FOS	285,000	7,872
			HHS	2501-MISSIONS-FOS	80,000	
				2508-MISSIONS-DFA	10,050,000	
			ICE	2501-MISSIONS-FOS	500,000	
			TVA	2501-MISSIONS-FOS	890,000	
			USFS	2501-MISSIONS-FOS	5,000	
				2508-MISSIONS-DFA	22,500,000	
			USGS	2508-MISSIONS-DFA	15,000	
3216EM Total					49,645,000	7,872
3217EM	TENNESSEE	KATRINA	HHS	2501-MISSIONS-FOS	2,000	
				2507-MISSIONS-TA	5,000	
			USDA	2501-MISSIONS-FOS		
3217EM Total					7,000	
3218EM	GEORGIA	KATRINA	HHS	2501-MISSIONS-FOS	52,000	
			USDA	2501-MISSIONS-FOS		
3218EM Total					52,000	
3222EM	NORTH CAROLINA	KATRINA	HHS	2501-MISSIONS-FOS	2,000	
			USDA	2501-MISSIONS-FOS		
3222EM Total					2,000	
3223EM	UTAH	KATRINA	GSA	2508-MISSIONS-DFA	5,000	
3223EM Total					5,000	
3224EM	COLORADO	KATRINA	GSA	2501-MISSIONS-FOS		
3224EM Total						
3231EM	KENTUCKY	KATRINA	HHS	2501-MISSIONS-FOS	2,000	
			USDA	2501-MISSIONS-FOS		
3231EM Total					2,000	
3232EM	MISSOURI	KATRINA	ARC	2501-MISSIONS-FOS	5,000	
3232EM Total					5,000	
3233EM	SOUTH CAROLINA	KATRINA	HHS	2501-MISSIONS-FOS	2,000	
			USDA	2501-MISSIONS-FOS		

PROG CODE	STATE NAME	EVENT NAME	AGENCY	PROGRAM NAME	OBLIGATIONS	EXPENDITURES
3233EM Total					2,000	
3237EM	ALABAMA	KATRINA	HHS	2508-MISSIONS-DFA	1,000,000	
3237EM Total					1,000,000	
3241EM	ARIZONA	KATRINA	USFS	2501-MISSIONS-FOS	3,000,000	181
3241EM Total					3,000,000	181
3259EM	FLORIDA	RITA	APHIS	2501-MISSIONS-FOS	10,000	
				2508-MISSIONS-DFA	10,000	
			COE-NAD	2501-MISSIONS-FOS		
			COE-SAD	2501-MISSIONS-FOS	155,000	22,495
			DOD	2501-MISSIONS-FOS	255,000	
			DOE	2501-MISSIONS-FOS	10,000	
			DOT	2501-MISSIONS-FOS	10,000	
			EPA	2501-MISSIONS-FOS	10,000	
			FPS	2501-MISSIONS-FOS	10,000	
			GSA	2501-MISSIONS-FOS		
			HHS	2501-MISSIONS-FOS	10,000	
			NCS	2501-MISSIONS-FOS	10,000	
			USCG	2501-MISSIONS-FOS	16,000	
			USDA	2501-MISSIONS-FOS	10,000	
USFS	2501-MISSIONS-FOS	730,000				
3259EM Total					1,246,000	22,495
3260EM	LOUISIANA	RITA	COE-MVD	2508-MISSIONS-DFA		
			DOD	2501-MISSIONS-FOS		
				2508-MISSIONS-DFA	1,000,000	
			DOT	2508-MISSIONS-DFA		
			EPA	2501-MISSIONS-FOS	25,000	
			FPS	2501-MISSIONS-FOS	125,000	
				2508-MISSIONS-DFA	100,000	
			HHS	2508-MISSIONS-DFA		
USCG	2501-MISSIONS-FOS	25,000				
3260EM Total					1,275,000	
3261EM	TEXAS	RITA	ARC	2501-MISSIONS-FOS	10,000	
			CBP	2501-MISSIONS-FOS	12,000,000	
			COE-SWD	2501-MISSIONS-FOS	10,090,000	
				2508-MISSIONS-DFA	5,000,000	
			DOD	2501-MISSIONS-FOS	11,315,000	
			DOT	2501-MISSIONS-FOS	16,800,000	
			EPA	2501-MISSIONS-FOS	5,000,000	
			FPS	2501-MISSIONS-FOS	100,000	
			GSA	2501-MISSIONS-FOS	10,000	
			HHS	2501-MISSIONS-FOS	40,180,000	
			NCS	2501-MISSIONS-FOS	510,000	
			USCG	2501-MISSIONS-FOS	322,000	
			USDA	2501-MISSIONS-FOS	30,000	
			USFS	2501-MISSIONS-FOS	21,125,000	
3261EM Total					122,492,000	
Grand Total					8,854,218,008	430,465,663

DISASTER RELIEF Terms Used

Direct/Support: Direct disaster programs provide resources to specifically address the short-, medium-, and long-term consequences of an event on both individuals and communities for declared disasters, emergencies, and fire management assistance grants. Direct costs also support pre-declaration activity (e.g., pre-positioning equipment and people before a hurricane strikes). Disaster support programs allow the Federal Emergency Management Agency (FEMA) to maintain critical, ongoing disaster operations and support infrastructure that supports the timely delivery of all of FEMA's disaster assistance programs. These resources provide for disaster-related support activities, which encompass ongoing operational capabilities that are not readily attributable to any one specific declared disaster.

Allocations: Funds set aside for declarations based on estimated needs for the next 30 days or less.

Commitments: Funds reserved in financial system based on specific requisitions in anticipation of their obligation.

Obligations: Obligations are recorded against allocated funds when contracts are signed, grants awarded, trips taken, mission assignments signed, etc.

Mission Assignments: Through Mission Assignments, FEMA tasks and reimburses Other Federal Agencies (OFAs) for providing services under the Stafford Act. These Mission Assignments fall into three categories:

- o *Technical Assistance (TA):* OFAs provide expertise to States; 100% Federally funded; No State cost share

- o *Direct Federal Assistance (DFA):* Requested by State; subject to State cost share (unless waived in response timeframe); Goods and services provided to the State to save lives and protect property

- o *Federal Operations Support (FOS):* 100% Federally funded; No State cost share; Fed to Fed field operations support. This category reflects agreements with Federal agencies to perform services such as providing search and rescue operations, health and medical support, assisting with disease prevention and control, transportation of disaster victims, and delivery of food, water and other essential commodities to disaster victims.

Human Services Categories:

- o *Unemployment:* Disaster Unemployment Assistance for individuals who lose their job as a result of a Presidentially-declared disaster and are not covered by regular unemployment insurance.

- *Crisis Counseling*: Short-term services, provided by FEMA as supplemental funds granted to State and local mental health agencies, available to eligible survivors of Presidentially-declared major disasters.
- *Legal Services*: Legal advice for low income individuals regarding cases that will not produce a fee, provided by The Young Lawyers Division of the American Bar Association, through an agreement with FEMA.
- *Inspections*: Inspections to assess disaster damage.
- *Other Needs Assistance*: Medical, dental, funeral cost, transportation cost and other disaster-related needs within a total cap for Individual Assistance of \$26,200 per individual or household.
- *Housing Assistance*: Lodging expenses reimbursement (for a hotel or motel), rental assistance, home repair cash grant and home replacement cash grants within a total cap for Individual Assistance of \$26,200 per individual or household.

Mitigation:

- *Hazard Mitigation*: Long-term hazard mitigation measures after a major disaster declaration. The purpose of the program is to reduce the loss of life and property due to natural disasters and to enable mitigation measures to be implemented during the immediate recovery from a disaster