

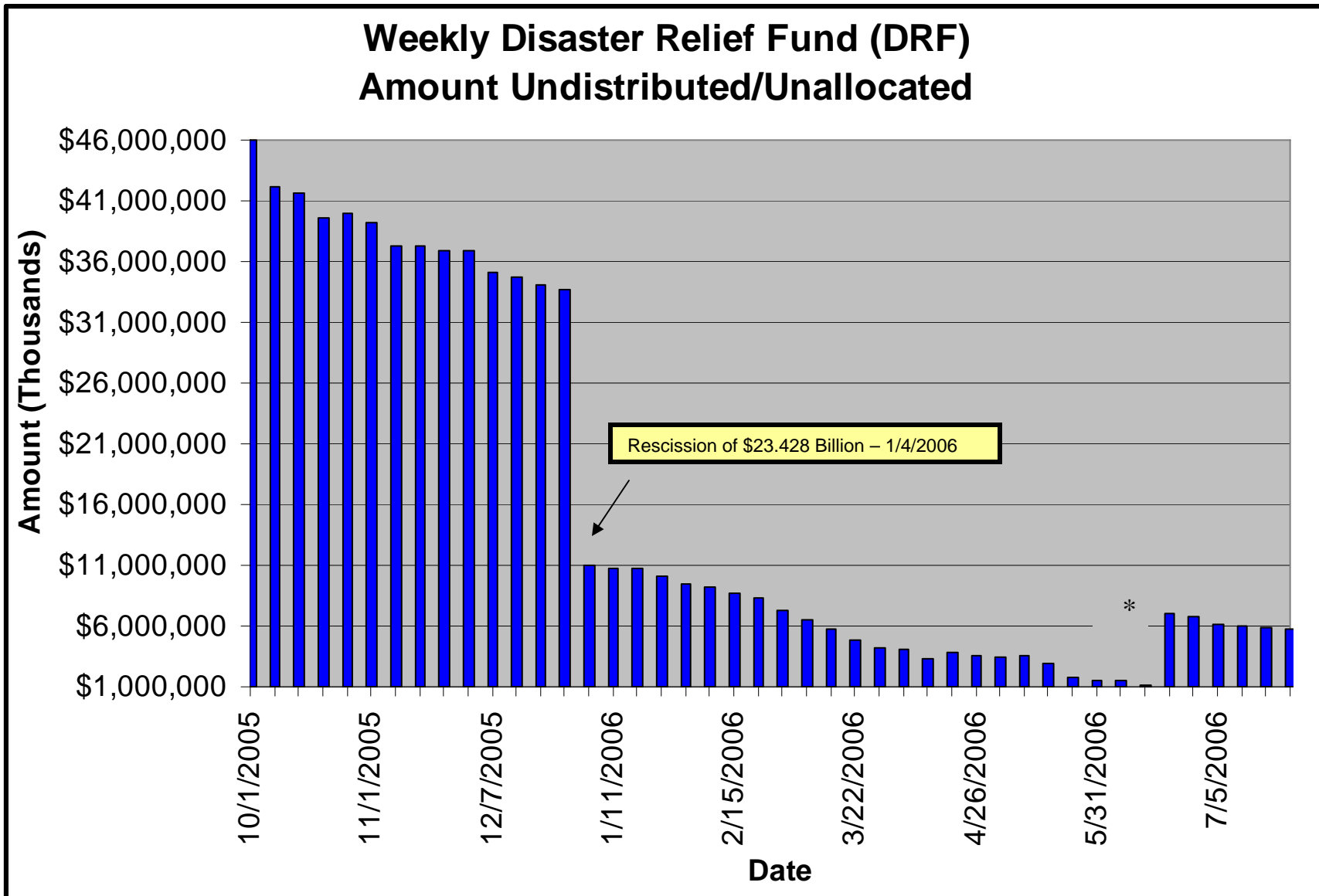
Department of Homeland Security - Federal Emergency Management Agency
Weekly Disaster Relief Fund (DRF) Report
7-26-2006
Congressional Weekly Report

TABLE OF CONTENTS

File	Title of File	Description	Page Numbers
Intro.	Graphical Representations	Graphic Analysis: ▪ DRF Amount Undistributed (10-1-2005 to present)	2
		▪ DRF Amount Undistributed (Current 8 weeks)	3
		▪ Allocations and Obligations for Katrina	4
		▪ Katrina, Rita and Wilma Allocations, Obligations and Expenditures	5
		▪ National Flood Insurance Claims	6
		▪ Manufactured Housing	7
2	Disaster Relief Fund - Status Report	Status of the Disaster Relief Fund	8-9
3	National Flood Insurance Data	Flood Insurance Claims made to Feds, by State; Homes Damaged without Flood Insurance, by State; Households Individual Claim Fully Paid, by State	10-11
4	Housing Data	Hotel and Manufactured Housing Information	12-14
5	Katrina, Rita and Wilma Declarations	Declarations by Major Object Class, Declarations by Program Area and Mission Assignments	15-25
		Vendor Details; Credit Card data; Obligations greater than \$50,000,000; Declarations; Missions Details; New Orleans data	26-85
6	Disaster Relief Terms	Definitions	86-87

FEDERAL EMERGENCY MANAGEMENT AGENCY
 DISASTER RELIEF FUND

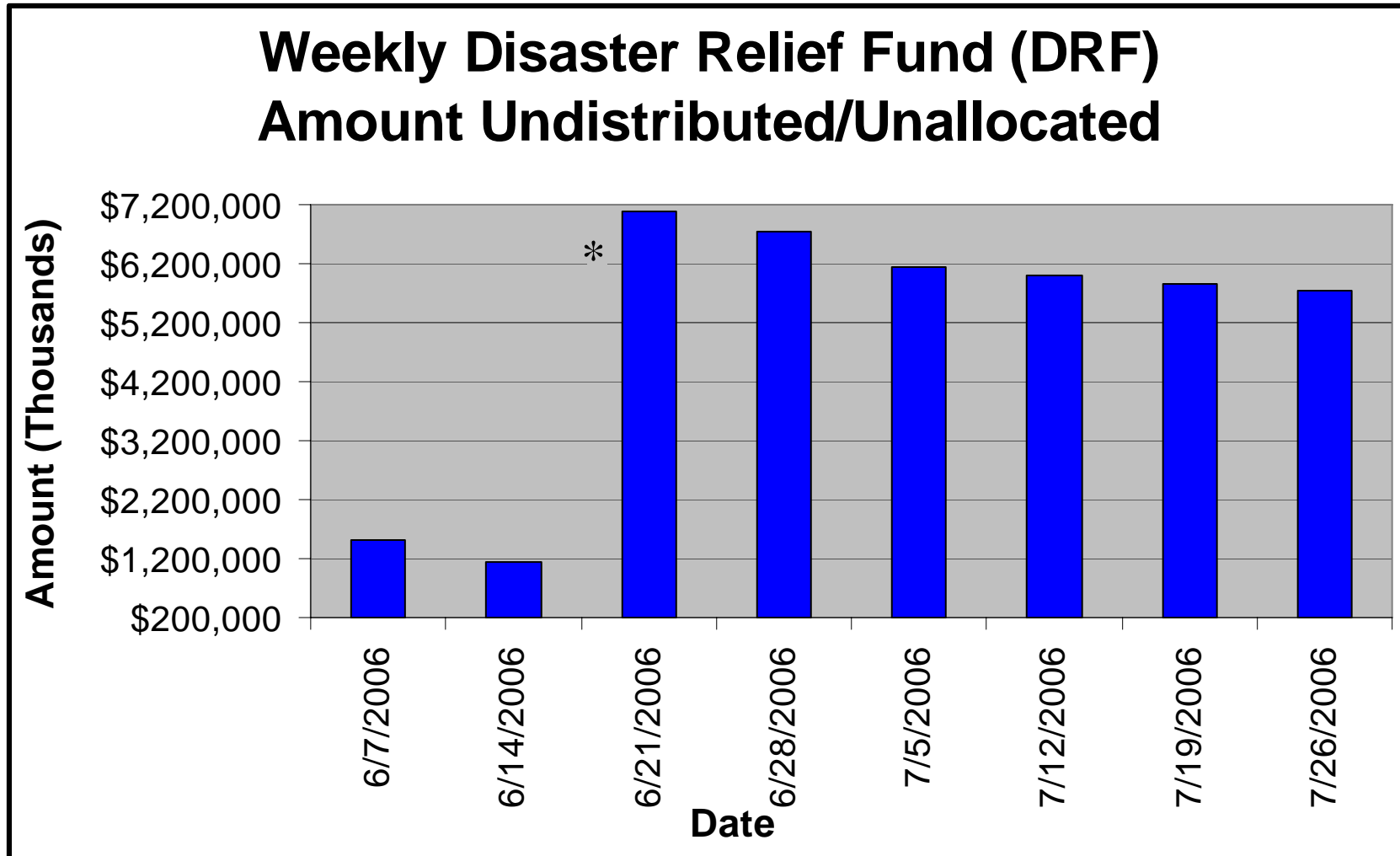
10/1/2005 to 7/26/2006



* Note: \$6,000,000 supplemental pursuant to P.L. 109-234

FEDERAL EMERGENCY MANAGEMENT AGENCY
DISASTER RELIEF FUND

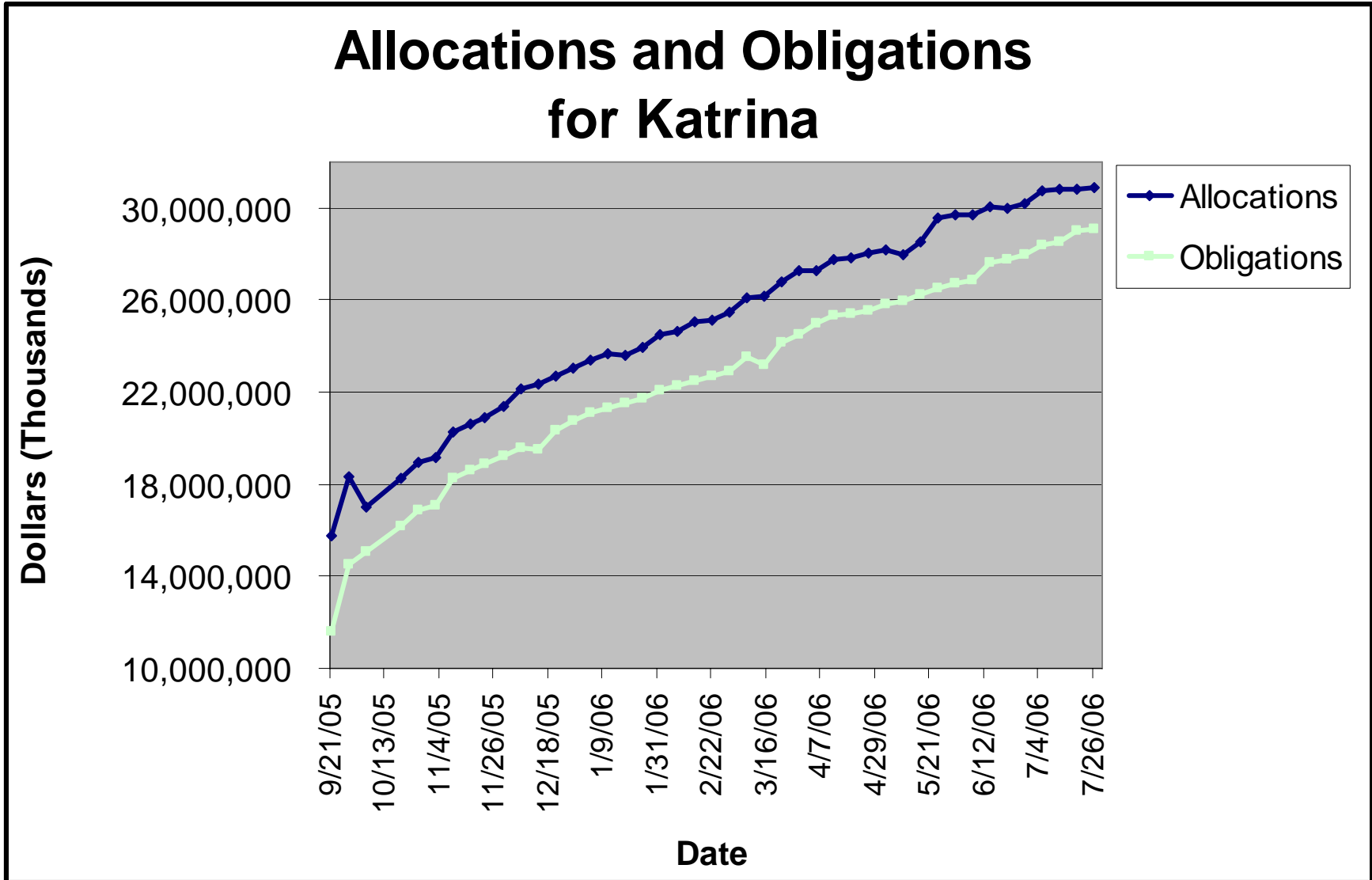
As of 7/26/06



* Note: \$6,000,000 supplemental pursuant to P.L. 109-234

FEDERAL EMERGENCY MANAGEMENT AGENCY
DISASTER RELIEF FUND

As of 7/26/06



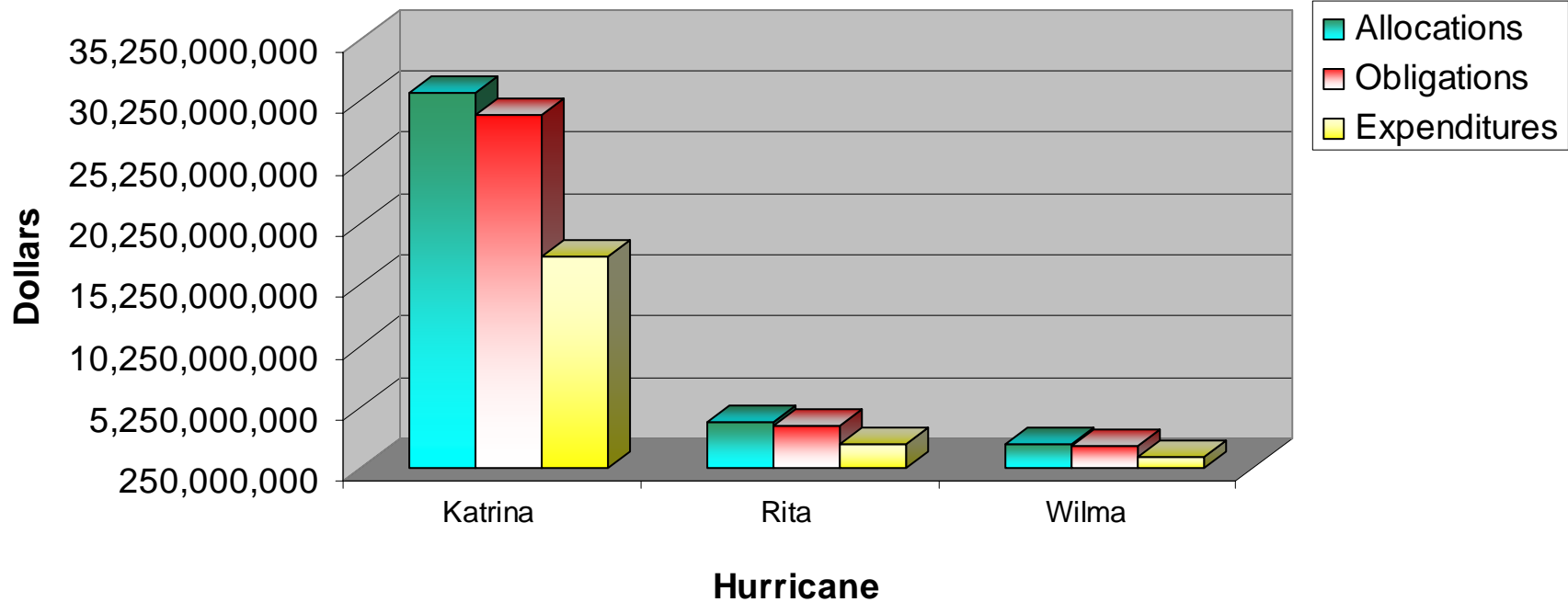
**FEDERAL EMERGENCY MANAGEMENT AGENCY
DISASTER RELIEF FUND**

As of 7/26/06

**Katrina, Rita and Wilma
Allocations, Obligations and Expenditures**

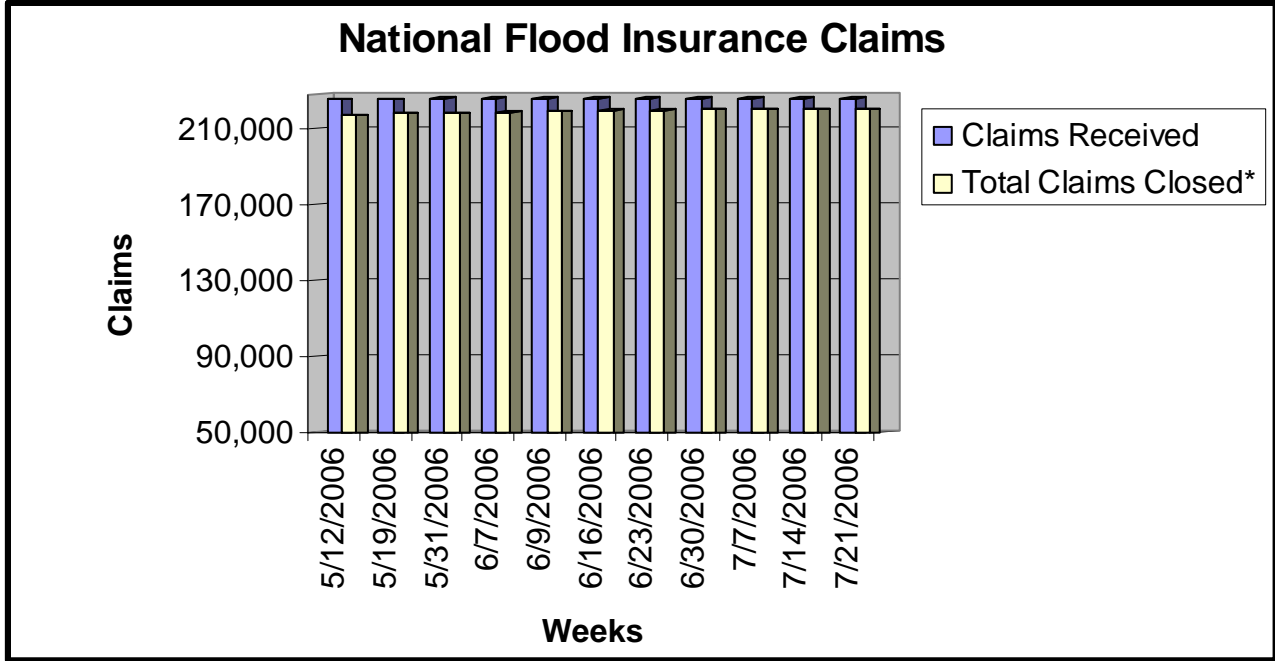
	Katrina	Rita	Wilma	Totals
Allocations	30,916,302,262	4,033,532,301	2,172,325,080	37,122,159,643
Obligations	29,081,774,089	3,749,104,077	2,082,434,577	34,913,312,743
Expenditures	17,539,975,662	2,231,077,405	1,144,124,142	20,915,177,209

**Allocations, Obligation and Expenditures
for Katrina, Rita and Wilma**

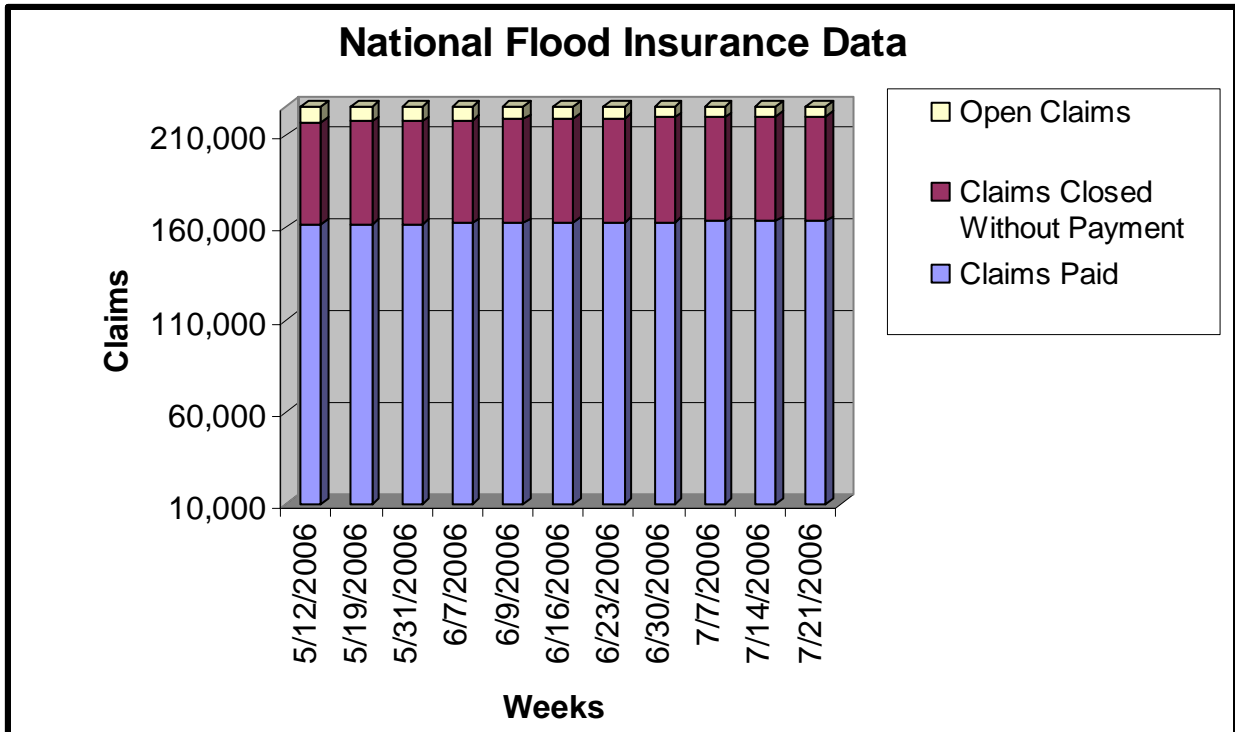


**FEDERAL EMERGENCY MANAGEMENT AGENCY
DISASTER RELIEF FUND**

As of 7/21/06



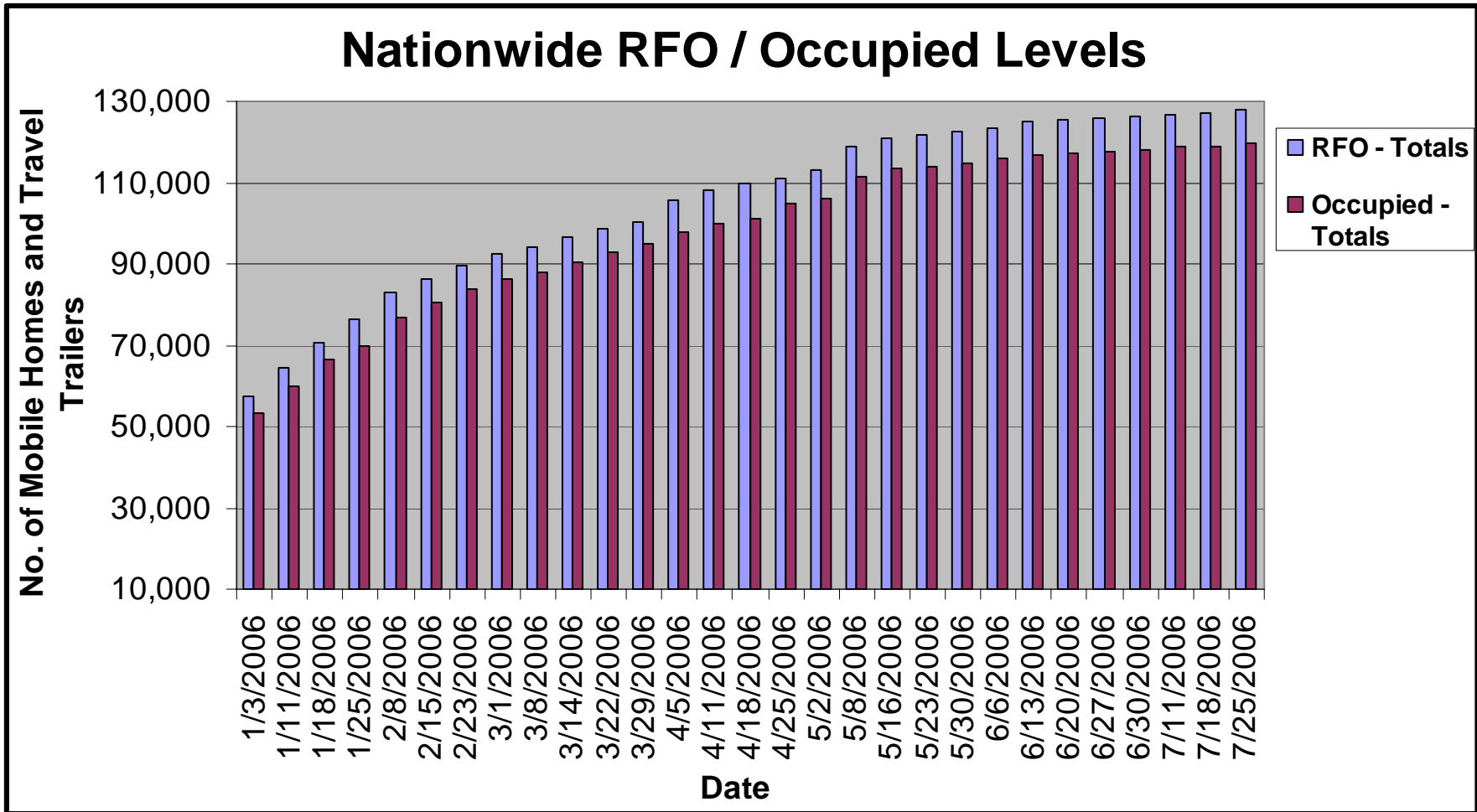
*Note: "Total Claims Closed" incorporates Claims Closed Without Payment (CWOPs) and Claims Paid. CWOPs are claims that are received, but closed without payment because the damage is not covered by the NFIP Standard Flood Insurance Policy.



FEDERAL EMERGENCY MANAGEMENT AGENCY
DISASTER RELIEF FUND

As of 7/25/06

Manufactured Housing Data
Mobile Homes and Travel Trailers Ready for Occupation (RFO) and Occupied



HOMELAND SECURITY - FEDERAL EMERGENCY MANAGEMENT AGENCY
DISASTER RELIEF FUND - FY-2006 ACTIVITY
Dollars in Thousands
As of 07/26/06

Status of the Disaster Relief Fund

	<u>Direct/Support</u>	<u>Change Since Last Report</u>
Status of Obligations:		
FY 2005 APPROPRIATION AVAILABLE:	69,687,736	0
FY 2005 OBLIGATIONS (net of recoveries):	23,158,726	0
FY 2005 UNOBLIGATED BALANCE:	46,529,010	0
FY 2006 APPROPRIATION AVAILABLE:	31,535,361	7,542
TOTAL OBLIGATIONS FY 2006 (net):	20,990,135	153,415
Obligations-FY '05 Recoveries:	2,165,851	7,542
Less: TOTAL OBLIGATIONS FY 2006 (gross):	23,155,986	160,957
UNOBLIGATED BALANCE:	8,379,375	(153,415)
Status of Commitments:		
Less: TOTAL COMMITMENTS:	25,177,520	119,438
UNCOMMITTED BALANCE:	6,357,841	(111,896)
Status of Allocations:		
FUNDS ALLOCATED FY 2005:	23,158,726	0
FUNDS ALLOCATED FY 2006:	25,801,246	123,901
Less: TOTAL OBLIGATIONS FY 2006 (gross):	23,155,986	160,957
UNOBLIGATED ALLOCATION:	2,645,260	(37,056)
Amount Undistributed/Unallocated:	5,734,115	(116,359)

Includes the rescission of \$23,409,300,000, transfer of \$752,500,000 to the Disaster Assistance Direct Loan Program Account, recoveries of \$2,165,851,319, the addition of the FY 2006 annual appropriation of \$1,752,300,000, the transfer of \$712,000,000 to the Small Business Administration for the Disaster Loan Program Account, the addition of the Fourth Emergency Supplemental appropriation of \$6,000,000,000 and the transfer of \$38,000,000 to the Social Security Administration.

HOMELAND SECURITY - FEDERAL EMERGENCY MANAGEMENT AGENCY
DISASTER RELIEF FUND
Dollars in Thousands
As of 07/26/06

Status of the Katrina Disaster Relief Funds

	<u>Direct/Support</u>	<u>Change Since Last Report</u>
Status of Allocations:		
FUNDS ALLOCATED:	30,916,302	61,506
Less: TOTAL OBLIGATIONS (gross):	29,081,774	91,552
UNOBLIGATED ALLOCATION:	1,834,528	(30,046)
Status of Obligations:		
TOTAL OBLIGATIONS (gross):	29,081,774	91,552

Status of the Rita Disaster Relief Funds

	<u>Direct/Support</u>	<u>Change Since Last Report</u>
Status of Allocations:		
FUNDS ALLOCATED:	4,033,532	3,200
Less: TOTAL OBLIGATIONS (gross):	3,749,104	11,306
UNOBLIGATED ALLOCATION:	284,428	(8,106)
Status of Obligations:		
TOTAL OBLIGATIONS (gross):	3,749,104	11,306

Status of the Wilma Disaster Relief Funds

	<u>Direct/Support</u>	<u>Change Since Last Report</u>
Status of Allocations:		
FUNDS ALLOCATED:	2,172,325	17,987
Less: TOTAL OBLIGATIONS (gross):	2,082,435	5,922
UNOBLIGATED ALLOCATION:	89,891	12,066
Status of Obligations:		
TOTAL OBLIGATIONS (gross):	2,082,435	5,922

Disaster Relief Fund: Details by Disaster Declaration (Katrina)						
Hurricane Katrina				<u>Allocations</u>	<u>Obligations</u>	<u>Unobligated</u>
Florida	Declared 8/28/05	1602DR		194,972	190,239	4,733
Louisiana	Declared 8/27/05	3212EM		8,508	8,508	0
Louisiana	Declared 8/28/05	1603DR		19,277,567	18,161,597	1,115,970
Subtotal, LA				19,286,075	18,170,106	1,115,970
Mississippi	Declared 8/28/05	3213EM		2,623	2,623	0
Mississippi	Declared 8/28/05	1604DR		9,447,904	8,829,113	618,790
Subtotal, MS				9,450,526	8,831,736	618,790
Alabama	Declared 8/28/05	3214EM		84	84	0
Alabama	Declared 8/28/05	1605DR		1,156,294	1,105,212	51,081
Subtotal, AL				1,156,378	1,105,297	51,081
Evacuations						
Arkansas	Declared 9/02/05	3215EM		54,221	54,170	51
Texas	Declared 9/02/05	3216EM		597,813	579,656	18,157
Tennessee	Declared 9/05/05	3217EM		29,088	27,685	1,403
Georgia	Declared 9/05/05	3218EM		20,953	17,030	3,923
Oklahoma	Declared 9/05/05	3219EM		14,427	12,649	1,779
Florida	Declared 9/05/05	3220EM		9,202	7,848	1,354
West Virginia	Declared 9/05/05	3221EM		745	712	33
North Carolina	Declared 9/05/05	3222EM		2,002	1,983	19
Utah	Declared 9/05/05	3223EM		1,621	1,592	29
Colorado	Declared 9/05/05	3224EM		14,246	14,136	110
Michigan	Declared 9/07/05	3225EM		2,524	2,131	393
District of Columbia	Declared 9/07/05	3226EM		1,939	1,891	49
Washington	Declared 9/07/05	3227EM		3,425	3,370	55
Oregon	Declared 9/07/05	3228EM		2,092	2,085	7
New Mexico	Declared 9/07/05	3229EM		2,246	1,697	550
Illinois	Declared 9/07/05	3230EM		2,669	1,758	911
Kentucky	Declared 9/10/05	3231EM		4,310	4,269	41
Missouri	Declared 9/10/05	3232EM		2,676	2,598	78
South Carolina	Declared 9/10/05	3233EM		3,657	3,550	107
South Dakota	Declared 9/10/05	3234EM		294	274	21
Pennsylvania	Declared 9/10/05	3235EM		3,044	2,900	145
Kansas	Declared 9/10/05	3236EM		163	163	0
Alabama	Declared 9/10/05	3237EM		4,000	3,840	160
Indiana	Declared 9/10/05	3238EM		4,151	3,932	218
Iowa	Declared 9/10/05	3239EM		238	228	10
Virginia	Declared 9/12/05	3240EM		724	702	22
Arizona	Declared 9/12/05	3241EM		7,550	7,512	38
Minnesota	Declared 9/13/05	3242EM		15,024	3,852	11,173
Nevada	Declared 9/13/05	3243EM		1,317	1,003	315
Idaho	Declared 9/13/05	3244EM		620	594	26
Nebraska	Declared 9/13/05	3245EM		211	211	0
Connecticut	Declared 9/13/05	3246EM		1,043	720	323
North Dakota	Declared 9/13/05	3247EM		66	51	15
California	Declared 9/13/05	3248EM		903	673	231
Wisconsin	Declared 9/13/05	3249EM		3,526	2,971	555
Ohio	Declared 9/13/05	3250EM		2,544	2,492	52
Maryland	Declared 9/13/05	3251EM		1,744	1,649	94
Massachusetts	Declared 9/13/05	3252EM		6,185	5,930	255
Montana	Declared 9/13/05	3253EM		443	432	11
Rhode Island	Declared 9/19/05	3255EM		1,525	1,154	371
Maine	Declared 9/19/05	3256EM		106	57	49
New Jersey	Declared 9/19/05	3257EM		201	181	20
New Hampshire	Declared 9/19/05	3258EM		106	16	90
New York	Declared 9/30/05	3262EM		2,613	1,949	665
Delaware	Declared 9/30/05	3263EM		151	101	50
Subtotal, Evacuations				828,350	784,397	43,953
Total, Katrina				30,916,302	29,081,774	1,834,528
Disaster Relief Fund: Details by Disaster Declaration (Rita)						
Hurricane Rita				<u>Allocations</u>	<u>Obligations</u>	<u>Unobligated</u>
Florida	Declared 9/20/05	3259EM		10,391	10,213	178
Louisiana	Declared 9/21/05	3260EM		275	275	0
Louisiana	Declared 9/24/05	1607DR		1,836,750	1,696,153	140,597
Subtotal, Louisiana				1,837,025	1,696,428	140,597
Texas	Declared 9/21/05	3261EM		111,869	111,738	132
Texas	Declared 9/24/05	1606DR		2,074,247	1,930,726	143,521
Subtotal, Texas				2,186,117	2,042,463	143,653
Total, Rita				4,033,532	3,749,104	284,428
Relief Fund: Details by Disaster Declaration						
				4019782.302		
Hurricane Wilma				<u>Allocations</u>	<u>Obligations</u>	<u>Unobligated</u>
Florida	Declared 10/24/05	1609DR		2,172,325	2,082,435	89,891
Subtotal, FL				2,172,325	2,082,435	89,891
Total, Wilma				2,172,325	2,082,435	89,891

National Flood Insurance Program Data for Hurricanes Katrina and Rita

As of 07/21/2006

Number of Flood Insurance Claims Made to Feds, by State*

State and Disaster Number	Number of Losses Received
Florida, DR-1602	8,996
Louisiana, DR-1603	177,322
Mississippi, DR-1604	19,006
Alabama, DR-1605	5,719
Texas, DR-1606	3,877
Louisiana, DR-1607	10,905
TOTAL	225,825

*The data above is gathered through telephone surveys of NFIP Write Your Own companies and represents the best available information. These numbers should be regarded as preliminary estimates.

As of 3/28/06

Number of Homes Damaged Without Flood Insurance, by State**

State and Disaster Number	Number of Registrants Reporting No Flood Insurance
Florida, DR-1602	733
Louisiana, DR-1603 and 1607	32,768
Mississippi, DR-1604	26,716
Alabama, DR-1605	1,743
Texas, DR-1606	889
TOTAL	62,849

**Reports dated before 3/28/06 were based on households reported as flood damaged by the "applicants" when they originally filed for assistance. The data above represents the number of owners and renters (households) that registered through FEMA's National Processing Service Center, and subsequently received an inspection by FEMA or SBA. This report consists of only those households verified by inspection as flood damaged, including homes where sensors recorded flooding activity.

As of 7/21/2006

Number of Households Individual Claim Fully Paid, by State***

State and Disaster Number	Number of Losses Paid
Florida, DR-1602	5,716
Louisiana, DR-1603	126,699
Mississippi, DR-1604	17,091
Alabama, DR-1605	5,017
Texas, DR-1606	1,653
Louisiana, DR-1607	7,337
TOTAL	163,513

***"Losses Paid" are numbers generated from estimates received from the NFIP Write Your Own companies. These numbers represent all NFIP policies, both commercial and residential. This data represents the best information available at this time. These numbers should be regarded as preliminary estimates.

National Flood Insurance Program Data for Hurricanes Katrina and Rita (Continued)

As of 07/21/2006

Number of Flood Insurance Claims Closed Without Payment (CWOP)*	
State and Disaster Number	Number of CWOP Claims
Florida, DR-1602	2,995
Louisiana, DR-1603	46,749
Mississippi, DR-1604	1,494
Alabama, DR-1605	537
Texas, DR-1606	2,068
Louisiana, DR-1607	3,053
TOTAL	56,670

*The data above is gathered through telephone surveys of NFIP Write Your Own companies and represents the best available information. These numbers should be regarded as preliminary estimates. CWOPs are claims that are received, but closed without payment because the damage is not covered by the NFIP Standard Flood Insurance Policy.

**Hurricanes Katrina, Rita and Wilma
Hotel and Motel Data*
As of 7/26/06**

Hotel & Motel Rooms	7/26/06
State Breakdown	Authorization Codes
LA	40
Cumulative Total	40

*As of 5/02/06, FEMA tracks hotel occupancy through the use of authorization codes rather than hotel rooms. Authorization codes are issued to individual applicants (or an individual on behalf of a household) who meet eligibility and verification requirements to occupy a FEMA funded hotel room(s). While the number of authorization codes issued roughly reflects the number of rooms occupied, it is not a direct correlation.

MANUFACTURED HOUSING DATA AS OF 7/25/2006

Hurricanes Katrina / Rita Manufactured Housing Data		7.25.06
Louisiana		
Inventory at Staging Area		1,542
Travel Trailers		1,088
Mobile Homes		232
Modular Housing		222
Issued from Staging Area -Today		12
Pads - Leased (1)		12,508
Pads - Leases Pending		91,169
Cumulative RFO		83,362
Travel Trailers		78,892
Mobile Homes		4,470
Occupied		76,980
Travel Trailers		73,430
Mobile Homes		3,550
Mississippi		
Inventory at Staging Area		1,853
Travel Trailers		1,451
Mobile Homes		402
Modular Housing		0
Issued from Staging Area -Today		9
Pads - Leased (1)		6,289
Pads - Leases Pending		200
Cumulative RFO		37,339
Travel Trailers		32,632
Mobile Homes		4,707
Occupied		37,195
Travel Trailers		32,544
Mobile Homes		4,651
Alabama		
Inventory at Staging Area		3,000
Travel Trailers		1,582
Mobile Homes		1,418
Modular Housing		0
Issued from Staging Area -Today		0
Pads - Leased (1)		3,491
Pads - Leases Pending		184
Cumulative RFO		3,482
Travel Trailers		3,482
Mobile Homes		0
Occupied		1,757
Travel Trailers		1,757
Mobile Homes		0

MANUFACTURED HOUSING DATA AS OF 7/25/2006

Hurricanes Katrina / Rita Manufactured Housing Data Continued	
Texas	
Inventory at Staging Area	13,199
Travel Trailers	362
Mobile Homes	11,053
Modular Housing	1,784
Issued from Staging Area-Today	13
Pads - Leased (1)	194
Pads - Leases Pending	0
Cumulative RFO	3,709
Travel Trailers	3,709
Mobile Homes	0
Occupied	3,692
Travel Trailers	3,692
Mobile Homes	0
Florida	
Inventory at Staging Area	398
Travel Trailers	178
Mobile Homes	220
Modular Housing	0
Issued from Staging Area -Today	49
Totals	
Cumulative RFO	127,892
Occupied	119,624
Comments	
The figures contained in this report are based on best available data.	
» Report includes travel trailer, mobile home data and modular housing data.	
» Staging areas: LA - New Orleans, Baton Rouge and Lake Charles; AR - Hope;	
AL - Selma-Craig and Summerdale; TX - Texarkana and Jasper; MS - Purvis and Carne	
» FL-LT manages Florida manufactured housing.	
» Emergency Housing Sites include industrial, commercial, private and group sites.	
Notes:	
1. Excludes private and industrial EGS.	
2. Includes private, industrial, commercial and group sites.	

KATRINA DECLARATIONS BY MAJOR OBJECT CLASS

AS OF 07-26-2006

ROUNDED TO THE NEAREST DOLLAR / PERCENT

PROGRAM AREA	PROGRAM NAME	ALLOCATIONS	UN-OBLIGATED COMMITMENTS	OBLIGATIONS	UN-OBLIGATED ALLOCATIONS(c)	UN-LIQUIDATED OBLIGATIONS	EXPENDITURES	ALLOCATION AVAILABLE
1-HUMAN SERVICES	2503-UNEMPLOYMENT	423,459,491		410,183,399	13,276,092		410,183,399	13,276,092
	2504-CRISIS COUNSELING-NIMH	70,531,403		21,048,736	49,482,667		21,048,736	49,482,667
	2576-LEGAL SERVICES	281,675	87,000	194,167	87,508	66,900	127,267	508
	2592-INSPECTIONS	194,922,496	29,232,437	164,082,302	30,840,195	48,574,627	115,507,675	1,607,757
	4149-OTHER NEEDS ASSISTANCE	1,845,620,125		1,845,620,048	78	33,324,444	1,812,295,603	78
	414X-HOUSING ASSISTANCE	4,077,753,689	5,883	4,076,854,419	899,270	14,546,105	4,062,308,314	893,387
	4152-CRISIS COUNSELING-SCC	39,872,020		39,472,683	399,337	17,135,080	22,337,604	399,337
	MANUFACTURED HOUSING	7,438,980,897	1,165,483,942	6,249,936,853	1,189,044,044	1,578,460,223	4,671,476,630	23,560,102
TOTAL	14,091,421,797	1,194,809,262	12,807,392,606	1,284,029,191	1,692,107,378	11,115,285,228	89,219,928	
2-INFRASTRUCTURE	2594-INSPECTIONS	418,564,329	79,802,400	335,616,275	82,948,054	67,905,935	267,710,339	3,145,654
	416X-PUBLIC ASSISTANCE	5,396,343,980		5,346,818,990	49,524,990	2,677,686,802	2,669,132,187	49,524,990
	TOTAL	5,814,908,309	79,802,400	5,682,435,264	132,473,044	2,745,592,738	2,936,842,527	52,670,644
3-MITIGATION	2593-INSPECTIONS	28,722,196	3,622,597	21,114,869	7,607,327	14,661,548	6,453,320	3,984,730
	4173-HAZARD MITIGATION	15,570,624		15,570,624		15,209,797	360,827	
	TOTAL	44,292,820	3,622,597	36,685,493	7,607,327	29,871,345	6,814,147	3,984,730
4-OPERATIONS	2507-MISSIONS-TA	27,305,756		26,187,256	1,118,500	22,825,466	3,361,790	1,118,500
	2508-MISSIONS-DFA	4,986,619,987		4,976,580,780	10,039,207	4,469,436,341	507,144,439	10,039,207
	TOTAL	5,013,925,743		5,002,768,036	11,157,707	4,492,261,807	510,506,228	11,157,707
5-ADMINISTRATION	11XX-SALARIES & BENEFITS	365,647,061		355,391,869	10,255,192	355,391,869	10,255,192	
	21XX-TRAVEL	217,258,444	3,362,975	208,784,558	8,473,886	14,244,285	194,540,273	5,110,911
	22XX-TRANSPORTION	46,024,335	64,123	41,657,643	4,366,692	5,675,949	35,981,694	4,302,569
	23XX-RENT, COMM, UTILITIES	294,617,561	35,989,944	256,087,749	38,529,811	67,790,768	188,296,982	2,539,867
	24XX-PRINT & REPRO	5,475,933	372,568	4,762,812	713,121	2,948,763	1,814,049	340,553
	2501-MISSIONS-FOS	2,209,812,456		2,205,683,838	4,128,618	1,633,937,947	571,745,891	4,128,618
	25XX-OTHER SERVICES	1,964,626,433	255,165,629	1,702,078,276	262,548,156	675,753,583	1,026,324,693	7,382,527
	26XX-SUPPLIES & MATERIALS	548,718,594	31,241,022	511,148,778	37,569,816	114,982,892	396,165,886	6,328,793
	31XX-EQUIPMENT	212,524,841	26,377,569	182,769,677	29,755,164	21,319,234	161,450,443	3,377,595
	32XX-LAND & STRUCTURES	11,852,466	2,502,831	8,932,019	2,920,447	2,094,408	6,837,611	417,616
	4101-URBAN SEARCH & RESCUE	75,195,470		75,195,469	1	43,217,330	31,978,139	1
TOTAL	5,951,753,594	355,076,661	5,552,492,690	399,260,904	2,581,965,158	2,970,527,531	44,184,243	
GRAND TOTAL	30,916,302,262	1,633,310,921	29,081,774,089	1,834,528,174	11,541,798,427	17,539,975,662	201,217,253	

KATRINA DECLARATIONS BY PROGRAM AREA

AS OF 07-26-2006

PROGRAM CODE	STATE NAME	PROGRAM AREA	ALLOCATIONS	UN-OBLIGATED COMMITMENTS	OBLIGATIONS	UN-OBLIGATED ALLOCATIONS(c)	UN-LIQUIDATED OBLIGATIONS	EXPENDITURES	ALLOCATION AVAILABLE
1602DR	FLORIDA	2-INFRASTRUCTURE	162,558,474		162,623,366	(64,892)	42,122,423	120,500,943	(64,892)
		4-OPERATIONS	10,000		10,000		10,000		
		5-ADMINISTRATION	32,403,764	240,867	27,605,502	4,798,262	14,655,199	12,950,304	4,557,395
		TOTAL	194,972,238	240,867	190,238,868	4,733,369	56,787,622	133,451,247	4,492,503
1603DR	LOUISIANA	1-HUMAN SERVICES	10,007,673,838	716,373,251	9,276,686,230	730,987,608	1,236,712,645	8,039,973,584	14,614,357
		2-INFRASTRUCTURE	3,200,032,497	65,591,300	3,130,401,300	69,631,198	1,698,121,554	1,432,279,745	4,039,898
		3-MITIGATION	13,702,216	1,065,401	9,435,815	4,266,401	5,883,297	3,552,518	3,201,000
		4-OPERATIONS	3,079,007,833		3,078,793,127	214,706	2,793,207,090	285,586,037	214,706
		5-ADMINISTRATION	2,977,150,737	294,873,759	2,666,280,998	310,869,739	1,165,505,309	1,500,775,689	15,995,980
		TOTAL	19,277,567,121	1,077,903,710	18,161,597,469	1,115,969,651	6,899,429,896	11,262,167,574	38,065,941
1604DR	MISSISSIPPI	1-HUMAN SERVICES	3,422,687,457	451,959,814	2,900,973,093	521,714,364	402,560,296	2,498,412,798	69,754,550
		2-INFRASTRUCTURE	1,600,279,260	13,573,100	1,578,548,901	21,730,359	860,969,724	717,579,178	8,157,259
		3-MITIGATION	21,232,743	2,557,197	18,000,546	3,232,197	15,588,902	2,411,644	675,000
		4-OPERATIONS	1,709,712,910		1,708,769,909	943,001	1,537,076,455	171,693,454	943,001
		5-ADMINISTRATION	2,693,991,360	56,686,180	2,622,820,852	71,170,508	1,302,212,570	1,320,608,282	14,484,328
		TOTAL	9,447,903,730	524,776,291	8,829,113,301	618,790,429	4,118,407,946	4,710,705,355	94,014,138
1605DR	ALABAMA	1-HUMAN SERVICES	661,060,502	26,476,198	629,733,283	31,327,219	52,834,437	576,898,846	4,851,021
		2-INFRASTRUCTURE	100,426,362	68,000	99,722,227	704,135	28,241,350	71,480,878	636,135
		3-MITIGATION	9,357,861		9,249,131	108,730	8,399,146	849,985	108,730
		4-OPERATIONS	181,500,000		171,500,000	10,000,000	119,610,047	51,889,953	10,000,000
		5-ADMINISTRATION	203,949,052	3,271,168	195,007,684	8,941,367	77,815,021	117,192,664	5,670,199
		TOTAL	1,156,293,776	29,815,366	1,105,212,326	51,081,451	286,900,001	818,312,325	21,266,085
3212EM	LOUISIANA	2-INFRASTRUCTURE							
		4-OPERATIONS	1,500,000		1,500,000		1,497,904	2,096	
		5-ADMINISTRATION	7,008,058		7,008,058		6,246,960	761,098	
		TOTAL	8,508,058		8,508,058		7,744,864	763,194	
3213EM	MISSISSIPPI	2-INFRASTRUCTURE							
		4-OPERATIONS							
		5-ADMINISTRATION	2,622,585		2,622,585		2,465,068	157,517	
		TOTAL	2,622,585		2,622,585		2,465,068	157,517	
3214EM	ALABAMA	2-INFRASTRUCTURE							
		4-OPERATIONS							
		5-ADMINISTRATION	84,454		84,454		31,478	52,976	
		TOTAL	84,454		84,454		31,478	52,976	
3215EM	ARKANSAS	2-INFRASTRUCTURE	46,325,491		46,325,886	(395)	1,707,607	44,618,279	(395)
		4-OPERATIONS	3,500,000		3,500,000		3,500,000		
		5-ADMINISTRATION	4,395,434		4,344,288	51,146	711,137	3,633,151	51,146
		TOTAL	54,220,925		54,170,174	50,751	5,918,744	48,251,430	50,751
3216EM	TEXAS	2-INFRASTRUCTURE	538,450,699	560,000	522,776,555	15,674,144	70,547,171	452,229,384	15,114,144
		4-OPERATIONS	37,690,000		37,690,000		36,355,311	1,334,689	
		5-ADMINISTRATION	21,672,652	4,688	19,189,727	2,482,925	9,968,898	9,220,829	2,478,238
		TOTAL	597,813,351	564,688	579,656,282	18,157,070	116,871,380	462,784,902	17,592,382
3217EM	TENNESSEE	2-INFRASTRUCTURE	29,000,000		27,596,970	1,403,030	1,712,751	25,884,219	1,403,030
		4-OPERATIONS	5,000		5,000		5,000		
		5-ADMINISTRATION	83,363		83,363		2,000	81,363	
		TOTAL	29,088,363		27,685,333	1,403,030	1,719,751	25,965,582	1,403,030
3218EM	GEORGIA	2-INFRASTRUCTURE	20,900,000		16,976,883	3,923,117	7,577,333	9,399,550	3,923,117
		5-ADMINISTRATION	52,767		52,767		52,000	767	
		TOTAL	20,952,767		17,029,650	3,923,117	7,629,333	9,400,317	3,923,117
		2-INFRASTRUCTURE	14,250,313		12,486,777	1,763,536	752,997	11,733,780	1,763,536
3219EM	OKLAHOMA	5-ADMINISTRATION	176,910		161,938	14,972	12,604	149,334	14,972
		TOTAL	14,427,223		12,648,715	1,778,508	765,601	11,883,114	1,778,508
		2-INFRASTRUCTURE	9,200,000		7,845,819	1,354,181	5,577,804	2,268,015	1,354,181
		5-ADMINISTRATION	2,272		2,272		2,272		
TOTAL	9,202,272		7,848,091	1,354,181	5,577,804	2,272	1,354,181		
3221EM	WEST VIRGINIA	2-INFRASTRUCTURE	621,000		608,244	12,756	12,907	595,338	12,756
		5-ADMINISTRATION	123,811		103,490	20,321	103,490	20,321	
		TOTAL	744,811		711,735	33,077	12,907	698,828	33,077
		2-INFRASTRUCTURE	2,000,000		1,980,608	19,392	198,771	1,781,837	19,392
3222EM	NORTH CAROLINA	5-ADMINISTRATION	2,261		2,261		2,000	261	
		TOTAL	2,002,261		1,982,869	19,392	200,771	1,782,097	19,392

PROGRAM CODE	STATE NAME	PROGRAM AREA	ALLOCATIONS	UN-OBLIGATED COMMITMENTS	OBLIGATIONS	UN-OBLIGATED ALLOCATIONS(c)	UN-LIQUIDATED OBLIGATIONS	EXPENDITURES	ALLOCATION AVAILABLE
3223EM	UTAH	2-INFRASTRUCTURE	1,538,849	10,000	1,528,849	10,000	195,829	1,333,020	0
		4-OPERATIONS							
		5-ADMINISTRATION	81,798		63,146	18,652	14,486	48,660	18,652
		TOTAL	1,620,647	10,000	1,591,994	28,652	210,315	1,381,680	18,652
3224EM	COLORADO	2-INFRASTRUCTURE	13,597,030		13,534,963	62,067	34,136	13,500,827	62,067
		4-OPERATIONS							
		5-ADMINISTRATION	648,680		600,539	48,141	16,994	583,545	48,141
		TOTAL	14,245,710		14,135,502	110,209	51,129	14,084,372	110,209
3225EM	MICHIGAN	2-INFRASTRUCTURE	1,920,000		1,703,588	216,412	924,387	779,201	216,412
		5-ADMINISTRATION	603,594		427,075	176,519	55,917	371,157	176,519
		TOTAL	2,523,594		2,130,663	392,931	980,304	1,150,359	392,931
		2-INFRASTRUCTURE	1,838,568		1,836,498	2,070	1,836,498		2,070
3226EM	DISTRICT OF COLUMBIA	5-ADMINISTRATION	100,803		54,053	46,751		54,053	46,751
		TOTAL	1,939,371		1,890,551	48,821	1,836,498	54,053	48,821
		2-INFRASTRUCTURE	2,998,033		2,998,031	2	2,998,031		2
		5-ADMINISTRATION	427,046		372,246	54,800	18,548	353,698	54,800
3227EM	WASHINGTON	TOTAL	3,425,079		3,370,277	54,802	3,016,579	353,698	54,802
		2-INFRASTRUCTURE	2,047,247		2,047,243	4	1,449,473	597,770	4
		5-ADMINISTRATION	45,053		38,096	6,957	6,579	31,516	6,957
		TOTAL	2,092,300		2,085,339	6,961	1,456,052	629,287	6,961
3229EM	NEW MEXICO	2-INFRASTRUCTURE	2,139,828		1,626,508	513,320	1,489,688	136,820	513,320
		5-ADMINISTRATION	106,507		70,132	36,375	3,770	66,361	36,375
		TOTAL	2,246,335		1,696,640	549,695	1,493,459	203,181	549,695
		2-INFRASTRUCTURE	2,418,578		1,537,652	880,926	454,633	1,083,019	880,926
3230EM	ILLINOIS	5-ADMINISTRATION	250,118		220,480	29,638	38,012	182,468	29,638
		TOTAL	2,668,696		1,758,132	910,564	492,645	1,265,488	910,564
		2-INFRASTRUCTURE	4,300,000		4,259,405	40,595	2,596,473	1,662,933	40,595
		5-ADMINISTRATION	9,961		9,961		2,000		7,961
3231EM	KENTUCKY	TOTAL	4,309,961		4,269,366	40,595	2,598,473	1,670,893	40,595
		2-INFRASTRUCTURE	2,005,000		1,958,975	46,025	1,924,075	34,900	46,025
		5-ADMINISTRATION	670,895		638,815	32,081	20,209	618,606	32,081
		TOTAL	2,675,895		2,597,789	78,106	1,944,284	653,506	78,106
3233EM	SOUTH CAROLINA	2-INFRASTRUCTURE	3,614,915		3,507,849	107,066	39,836	3,468,013	107,066
		5-ADMINISTRATION	42,089		42,089		2,000	40,089	
		TOTAL	3,657,004		3,549,938	107,066	41,836	3,508,102	107,066
		2-INFRASTRUCTURE	261,722		261,676	46	50,344	211,332	46
3234EM	SOUTH DAKOTA	5-ADMINISTRATION	32,700		12,086	20,614	1,734	10,352	20,614
		TOTAL	294,422		273,761	20,661	52,078	221,684	20,661
		2-INFRASTRUCTURE	2,779,000		2,640,649	138,351	612,221	2,028,427	138,351
		5-ADMINISTRATION	265,425		259,078	6,347	2,242	256,836	6,347
3235EM	PENNSYLVANIA	TOTAL	3,044,425		2,899,726	144,699	614,463	2,285,264	144,699
		2-INFRASTRUCTURE	163,200		163,069	131	9,135	153,933	131
		5-ADMINISTRATION	187		187	0		187	0
		TOTAL	163,387		163,255	132	9,135	154,120	132
3237EM	ALABAMA	2-INFRASTRUCTURE	3,000,000		2,840,416	159,584	31,892	2,808,524	159,584
		4-OPERATIONS	1,000,000		1,000,000		1,000,000		
		5-ADMINISTRATION							
		TOTAL	4,000,000		3,840,416	159,584	1,031,892	2,808,524	159,584
3238EM	INDIANA	2-INFRASTRUCTURE	4,127,992		3,930,006	197,986	3,893,756	36,250	197,986
		5-ADMINISTRATION	22,864		2,392	96	2,297	20,472	20,472
		TOTAL	4,150,856		3,932,398	218,458	3,893,852	38,546	218,458
		2-INFRASTRUCTURE	222,618		222,618		6,968	215,650	
3239EM	IOWA	5-ADMINISTRATION	15,278		5,639	9,638		5,639	9,638
		TOTAL	237,895		228,257	9,638	6,968	221,289	9,638
		2-INFRASTRUCTURE	593,100		592,846	254	169,166	423,680	254
		5-ADMINISTRATION	130,910		109,644	21,266		109,644	21,266
3240EM	VIRGINIA	TOTAL	724,010		702,490	21,520	169,166	533,325	21,520
		2-INFRASTRUCTURE	5,292,410		5,266,403	26,007	360,693	4,905,710	26,007
		5-ADMINISTRATION	2,257,438		2,245,178	12,260	2,007,645	237,532	12,260
		TOTAL	7,549,848		7,511,581	38,267	2,368,338	5,143,243	38,267
3242EM	MINNESOTA	2-INFRASTRUCTURE	15,000,000		3,850,126	11,149,874	2,868,757	981,368	11,149,874
		5-ADMINISTRATION	24,450		1,603	22,847	1,603		22,847
		TOTAL	15,024,450		3,851,729	11,172,721	2,870,360	981,368	11,172,721

PROGRAM CODE	STATE NAME	PROGRAM AREA	ALLOCATIONS	UN-OBLIGATED COMMITMENTS	OBLIGATIONS	UN-OBLIGATED ALLOCATIONS(c)	UN-LIQUIDATED OBLIGATIONS	EXPENDITURES	ALLOCATION AVAILABLE
3243EM	NEVADA	2-INFRASTRUCTURE	1,000,000		705,623	294,377	210,564	495,059	294,377
		5-ADMINISTRATION	317,219		296,909	20,311	17,426	279,483	20,311
		TOTAL	1,317,219		1,002,532	314,687	227,990	774,542	314,687
3244EM	IDAHO	2-INFRASTRUCTURE	584,137		584,134	3	440,798	143,336	3
		5-ADMINISTRATION	35,700		10,108	25,592	249	9,860	25,592
		TOTAL	619,837		594,243	25,594	441,047	153,195	25,594
3245EM	NEBRASKA	2-INFRASTRUCTURE	210,100		210,100		136,254	73,846	
		5-ADMINISTRATION	1,302		1,302			1,302	
		TOTAL	211,402		211,402		136,254	75,147	
3246EM	CONNECTICUT	2-INFRASTRUCTURE	1,000,000		682,938	317,062	682,938		317,062
		5-ADMINISTRATION	43,301		37,443	5,858	13,718	23,725	5,858
		TOTAL	1,043,301		720,381	322,920	696,656	23,725	322,920
3247EM	NORTH DAKOTA	2-INFRASTRUCTURE	23,747		23,747	0	23,747		0
		5-ADMINISTRATION	41,985		27,322	14,663	1,596	25,726	14,663
		TOTAL	65,732		51,069	14,664	25,342	25,726	14,664
3248EM	CALIFORNIA	2-INFRASTRUCTURE	200,000		1,289	198,711	1,289		198,711
		5-ADMINISTRATION	703,320		671,413	31,907	25,851	645,562	31,907
		TOTAL	903,320		672,702	230,618	27,140	645,562	230,618
3249EM	WISCONSIN	2-INFRASTRUCTURE	3,501,228		2,970,100	531,128	2,101,658	868,441	531,128
		5-ADMINISTRATION	24,737		1,225	23,512		1,225	23,512
		TOTAL	3,525,965		2,971,325	554,640	2,101,658	869,666	554,640
3250EM	OHIO	2-INFRASTRUCTURE	2,518,180		2,491,579	26,601	607,651	1,883,928	26,601
		5-ADMINISTRATION	25,350		25,350			25,350	25,350
		TOTAL	2,543,530		2,491,579	51,951	607,651	1,883,928	51,951
3251EM	MARYLAND	2-INFRASTRUCTURE	1,637,550		1,566,521	71,029	462,625	1,103,896	71,029
		5-ADMINISTRATION	106,326		82,921	23,404	82,921	23,404	23,404
		TOTAL	1,743,876		1,649,442	94,434	462,625	1,186,817	94,434
3252EM	MASSACHUSETTS	2-INFRASTRUCTURE	5,750,000		5,543,391	206,609	321,624	5,221,767	206,609
		5-ADMINISTRATION	435,196		386,979	48,217	7,066	379,913	48,217
		TOTAL	6,185,196		5,930,370	254,827	328,690	5,601,680	254,827
3253EM	MONTANA	2-INFRASTRUCTURE	400,000		397,372	2,628	279,562	117,810	2,628
		5-ADMINISTRATION	42,856		34,786	8,070	1,408	33,378	8,070
		TOTAL	442,856		432,158	10,698	280,970	151,188	10,698
3255EM	RHODE ISLAND	2-INFRASTRUCTURE	1,500,000		1,131,503	368,497	204,415	927,088	368,497
		5-ADMINISTRATION	24,708		22,112	2,596	5,876	16,236	2,596
		TOTAL	1,524,708		1,153,615	371,092	210,291	943,324	371,092
3256EM	MAINE	2-INFRASTRUCTURE	100,000		51,276	48,724		51,276	48,724
		5-ADMINISTRATION	6,000		6,000		6,000		6,000
		TOTAL	106,000		57,276	48,724	6,000	51,276	48,724
3257EM	NEW JERSEY	2-INFRASTRUCTURE	120,026		120,026		3,334	116,692	
		5-ADMINISTRATION	81,317		60,860	20,457	641	60,220	20,457
		TOTAL	201,343		180,886	20,457	3,974	176,912	20,457
3258EM	NEW HAMPSHIRE	2-INFRASTRUCTURE	100,000		9,887	90,113		9,887	90,113
		5-ADMINISTRATION	6,000		6,000		5,908	92	
		TOTAL	106,000		15,887	90,113	5,908	9,979	90,113
3262EM	NEW YORK	2-INFRASTRUCTURE	2,259,214		1,644,588	614,626	623,031	1,021,557	614,626
		5-ADMINISTRATION	354,100		304,190	49,910	7,343	296,847	49,910
		TOTAL	2,613,314		1,948,778	664,536	630,374	1,318,404	664,536
3263EM	DELAWARE	2-INFRASTRUCTURE	101,941		100,286	1,655	4,868	95,419	1,655
		5-ADMINISTRATION	48,900		443	48,457		443	48,457
		TOTAL	150,841		100,729	50,112	4,868	95,862	50,112
GRAND TOTAL			30,916,302,262	1,633,310,921	29,081,774,089	1,834,528,174	11,541,798,427	17,539,975,662	201,217,253

KATRINA MISSION ASSIGNMENTS

AS OF 07-26-2006

OBLIGATIONS	
DHS AGENCIES	Total
BTS	200,000
CBP	30,957,949
DHSOIG	200,000
FLETC	460,103
FPS	196,002,773
IAIP	214,000
ICE	36,417,200
NCS	7,318,000
OCFO	210,000
OSLGCP	200,000
S&T	100,000
TSA	455,000
USCG	415,557,501
USCIS	910,000
USSS	8,800
Subtotal, DHS	689,211,326
OTHER AGENCIES	Total
AID	17,354,000
APHIS	380,000
ARC	55,000
BUREC	1,089,000
CDC	20,098,500
CNCS	3,540,126
COE-LRD	15,000
COE-MVD	3,912,876,516
COE-SAD	181,635,000
DHUD	82,945,000
DOC	1,500,000
DOD	978,456,169
DOE	390,000
DOED	230,000
DOI	1,354,400
DOL	325,000
DOS	55,000
DOT	467,515,942
EEOC	200,000
EPA	312,386,200
FAA	
FCC	200,000
FCSIC	200,000
FMSHRC	200,000
FNS	20,000
GSA	78,321,518
HHS	163,669,997
MSPB	
NAR	880,380
NASA	541,500
NCPC	7,469
NCUA	
NGA	690,000
NLRB	240,000
NOAA	2,250,000
NPS	157,000
NRC	200,000
NSF	200,000
OPM	615,000
OSHA	21,625,000
RRB	5,419
SBA	200,000
SCS	11,800
SEC	2,000
SSA	842,397
TREAS	2,710,650
TVA	9,184,271
USDA	12,560,500
USDJ	55,749,600
USFS	179,195,288
USGS	460,800
USPC	4,697,217
USPHS	
USPS	1,126,889
VA	75,000
Subtotal, Other Agencies	6,519,240,548
Grand Total MA s	7,208,451,873

RITA DECLARATIONS BY MAJOR OBJECT CLASS

AS OF 07-26-2006

PROGRAM AREA	PROGRAM NAME	ALLOCATIONS	UN-OBLIGATED COMMITMENTS	OBLIGATIONS	UN-OBLIGATED ALLOCATIONS(c)	UN-LIQUIDATED OBLIGATIONS	EXPENDITURES	ALLOCATION AVAILABLE
1-HUMAN SERVICES	2503-UNEMPLOYMENT	23,167,496		21,545,421	1,622,075		21,545,421	1,622,075
	2504-CRISIS COUNSELING-NIMH	1,546,988		1,546,988			1,546,988	
	2576-LEGAL SERVICES							
	2592-INSPECTIONS	75,017,470	30,808	74,985,467	32,003	27,302,117	47,683,350	1,195
	4149-OTHER NEEDS ASSISTANCE	106,800,500		106,800,000	500	2,745,441	104,054,559	500
	414X-HOUSING ASSISTANCE	916,536,548		916,535,649	899	7,093,415	909,442,234	899
	4152-CRISIS COUNSELING-SCC	1,557,215		650,742	906,473	512,671	138,071	906,473
	4154-OTHER NEEDS ASSISTANCE	72,380,000		71,880,000	500,000	2,081,995	69,798,005	500,000
	MANUFACTURED HOUSING	204,301,295	14,670,007	154,645,257	49,656,038	49,400,081	105,245,176	34,986,031
	TOTAL	1,401,307,512	14,700,815	1,348,589,524	52,717,988	89,135,719	1,259,453,805	38,017,173
2-INFRASTRUCTURE	2594-INSPECTIONS	19,632,900		19,587,221	45,679	5,843,855	13,743,366	45,679
	416X-PUBLIC ASSISTANCE	658,427,097		650,470,941	7,956,156	243,339,893	407,131,048	7,956,156
	TOTAL	678,059,997		670,058,163	8,001,834	249,183,748	420,874,415	8,001,834
3-MITIGATION	2593-INSPECTIONS	16,324,974	1,516,264	11,203,747	5,121,227	8,453,607	2,750,141	3,604,963
	4173-HAZARD MITIGATION	21,771,418		21,771,418		21,743,132	28,286	
	TOTAL	38,096,392	1,516,264	32,975,165	5,121,227	30,196,739	2,778,426	3,604,963
4-OPERATIONS	2507-MISSIONS-TA	750,000		750,000		474,422	275,578	
	2508-MISSIONS-DFA	761,196,000		665,497,600	95,698,400	549,931,376	115,566,224	95,698,400
	TOTAL	761,946,000		666,247,600	95,698,400	550,405,798	115,841,802	95,698,400
5-ADMINISTRATION	11XX-SALARIES & BENEFITS	56,499,310		53,721,348	2,777,963		53,721,348	2,777,963
	21XX-TRAVEL	34,482,340	56,829	34,029,326	453,013	1,699,698	32,329,628	396,184
	22XX-TRANSPORTION	3,761,000	65,000	1,566,601	2,194,399	542,779	1,023,822	2,129,399
	23XX-RENT, COMM, UTILITIES	25,297,341	4,360,876	19,961,304	5,336,038	6,021,725	13,939,579	975,161
	24XX-PRINT & REPRO	1,193,000	147,100	832,714	360,286	538,890	293,825	213,186
	2501-MISSIONS-FOS	394,233,851		392,999,629	1,234,222	348,144,497	44,855,132	1,234,222
	25XX-OTHER SERVICES	549,515,374	90,703,353	451,159,584	98,355,791	211,228,277	239,931,307	7,652,437
	26XX-SUPPLIES & MATERIALS	50,080,975	2,131,862	44,059,842	6,021,133	11,611,311	32,448,531	3,889,270
	31XX-EQUIPMENT	14,558,983	3,346,867	10,223,051	4,335,932	3,204,482	7,018,569	989,066
	32XX-LAND & STRUCTURES	2,100,000		400,000	1,700,000	400,000		1,700,000
	4101-URBAN SEARCH & RESCUE	22,400,226	120,000	22,280,226	120,000	15,713,010	6,567,216	
	TOTAL	1,154,122,400	100,931,887	1,031,233,625	122,888,775	599,104,668	432,128,957	21,956,888
GRAND TOTAL	4,033,532,301	117,148,966	3,749,104,077	284,428,224	1,518,026,672	2,231,077,405	167,279,258	

RITA DECLARATIONS BY PROGRAM AREA

AS OF 07-26-2006

PROGRAM CODE	STATE NAME	PROGRAM AREA	ALLOCATIONS	UN-OBLIGATED COMMITMENTS	OBLIGATIONS	UN-OBLIGATED ALLOCATIONS(c)	UN-LIQUIDATED OBLIGATIONS	EXPENDITURES	ALLOCATION AVAILABLE
1606DR	TEXAS	1-HUMAN SERVICES	844,749,938	14,700,815	792,032,474	52,717,464	76,138,446	715,894,028	38,016,648
		2-INFRASTRUCTURE	335,380,900		327,943,774	7,437,126	81,937,896	246,005,879	7,437,126
		3-MITIGATION	32,817,865	816,224	28,406,678	4,411,187	27,762,501	644,177	3,594,963
		4-OPERATIONS	236,200,000		235,501,600	698,400	211,205,611	24,295,989	698,400
		5-ADMINISTRATION	625,098,496	61,999,534	546,841,349	78,257,147	287,150,468	259,690,881	16,257,613
		TOTAL	2,074,247,199	77,516,573	1,930,725,876	143,521,323	684,194,922	1,246,530,953	66,004,750
1607DR	LOUISIANA	1-HUMAN SERVICES	556,557,574		556,557,049	525	12,997,272	543,559,777	525
		2-INFRASTRUCTURE	327,564,097		327,309,281	254,816	163,313,448	163,995,832	254,816
		3-MITIGATION	5,278,527	700,040	4,568,487	710,040	2,434,238	2,134,249	10,000
		4-OPERATIONS	520,636,000		425,636,000	95,000,000	334,090,187	91,545,813	95,000,000
		5-ADMINISTRATION	426,713,763	38,932,353	382,082,135	44,631,628	216,108,410	165,973,725	5,699,275
		TOTAL	1,836,749,961	39,632,393	1,696,152,952	140,597,009	728,943,555	967,209,397	100,964,616
3259EM	FLORIDA	2-INFRASTRUCTURE	9,100,000		8,921,857	178,143	3,718,143	5,203,714	178,143
		4-OPERATIONS	10,000		10,000		10,000		
		5-ADMINISTRATION	1,280,801		1,280,801		1,211,541	69,260	
		TOTAL	10,390,801		10,212,657	178,143	4,939,684	5,272,973	178,143
3260EM	LOUISIANA	2-INFRASTRUCTURE							
		4-OPERATIONS	100,000		100,000		100,000		
		5-ADMINISTRATION	175,000		175,000		175,000		
		TOTAL	275,000		275,000		275,000		
3261EM	TEXAS	2-INFRASTRUCTURE	6,015,000		5,883,251	131,749	214,261	5,668,990	131,749
		4-OPERATIONS	5,000,000		5,000,000		5,000,000		
		5-ADMINISTRATION	100,854,341		100,854,341		94,459,249	6,395,092	
		TOTAL	111,869,341		111,737,592	131,749	99,673,511	12,064,082	131,749
GRAND TOTAL		4,033,532,301	117,148,966	3,749,104,077	284,428,224	1,518,026,672	2,231,077,405	167,279,258	

RITA MISSION ASSIGNMENTS

AS OF 07-26-2006

OBLIGATIONS	
DHS AGENCIES	Total
CBP	12,000,000
FPS	13,035,000
NCS	5,862,685
USCG	26,741,000
Subtotal, DHS	57,638,685
OTHER AGENCIES	Total
APHIS	20,000
ARC	
BIA	317,600
BUREC	1,000,000
CDC	
CNCS	224,000
COE-MVD	287,825,000
COE-NAD	
COE-SAD	155,000
COE-SWD	265,928,900
DHUD	120,000
DOD	48,480,000
DOE	60,000
DOI	5,000
DOT	67,021,544
EPA	44,545,000
GSA	565,500
HHS	81,290,000
NGA	690,000
NOAA	2,790,000
TREAS	80,000
TVA	2,080,000
USDA	6,470,000
USFS	180,905,000
USGS	36,000
USPC	1,000,000
VA	10,000,000
Subtotal, Other Agencies	1,001,608,544
GRAND TOTAL MA s	1,059,247,229

WILMA DECLARATIONS BY MAJOR OBJECT CLASS

AS OF 07-26-2006

PROGRAM AREA	PROGRAM NAME	ALLOCATIONS	UN-OBLIGATED COMMITMENTS	OBLIGATIONS	UN-OBLIGATED ALLOCATIONS(c)	UN-LIQUIDATED OBLIGATIONS	EXPENDITURES	ALLOCATION AVAILABLE
1-HUMAN SERVICES	2503-UNEMPLOYMENT	6,050,125		6,050,125		280,000	5,770,125	
	2504-CRISIS COUNSELING-NIMH	3,246,808		3,246,808			3,246,808	
	2576-LEGAL SERVICES	5,000		5,000			5,000	
	2592-INSPECTIONS	48,379,400	2,000,000	44,354,901	4,024,499	5,360,607	38,994,294	2,024,499
	4149-OTHER NEEDS ASSISTANCE	183,000,000		159,000,000	24,000,000	14,695,738	144,304,262	24,000,000
	414X-HOUSING ASSISTANCE	163,715,000		157,695,000	6,020,000	10,463,200	147,231,800	6,020,000
	4152-CRISIS COUNSELING-SCC	2,628,148		2,424,122	204,026	1,259,161	1,164,961	204,026
	MANUFACTURED HOUSING	87,013,000	3,412,104	81,507,756	5,505,244	16,433,747	65,074,009	2,093,140
TOTAL	494,037,481	5,412,104	454,283,712	39,753,769	48,492,453	405,791,259	34,341,665	
2-INFRASTRUCTURE	2594-INSPECTIONS	50,641,806	13,426,100	37,215,706	13,426,100	5,949,523	31,266,183	
	416X-PUBLIC ASSISTANCE	1,040,050,000		1,030,043,324	10,006,676	423,818,713	606,224,611	10,006,676
	TOTAL	1,090,691,806	13,426,100	1,067,259,030	23,432,776	429,768,236	637,490,794	10,006,676
3-MITIGATION	2593-INSPECTIONS	1,000,000	20,203	934,797	65,203	592,406	342,391	45,000
	TOTAL	1,000,000	20,203	934,797	65,203	592,406	342,391	45,000
4-OPERATIONS	2507-MISSIONS-TA	700,000		700,000		379,359	320,641	
	2508-MISSIONS-DFA	233,328,384		233,328,384		230,433,866	2,894,517	
	TOTAL	234,028,384		234,028,384		230,813,226	3,215,158	
5-ADMINISTRATION	11XX-SALARIES & BENEFITS	37,113,330		34,632,355	2,480,975		34,632,355	2,480,975
	21XX-TRAVEL	14,859,700	274,137	14,057,428	802,272	650,046	13,407,382	528,135
	22XX-TRANSPORTION	13,625,440		12,625,440	1,000,000	8,513,634	4,111,806	1,000,000
	23XX-RENT, COMM, UTILITIES	7,678,202	1,135,859	6,542,343	1,135,859	1,066,767	5,475,576	0
	24XX-PRINT & REPRO	548,500	39,844	286,954	261,546	71,754	215,200	221,702
	2501-MISSIONS-FOS	147,229,012		146,309,959	919,053	117,218,831	29,091,127	919,053
	25XX-OTHER SERVICES	31,382,000	6,113,059	18,191,263	13,190,737	13,160,291	5,030,973	7,077,678
	26XX-SUPPLIES & MATERIALS	91,470,000	5,486,583	85,792,209	5,677,791	81,910,119	3,882,090	191,207
	31XX-EQUIPMENT	2,346,000	2,691,584	1,444,654	901,346	673,498	771,157	(1,790,239)
	32XX-LAND & STRUCTURES	99,225	16,970	82,255	16,970		82,255	
4101-URBAN SEARCH & RESCUE	6,216,000		5,963,794	252,206	5,379,176	584,618	252,206	
TOTAL	352,567,409	15,758,037	325,928,655	26,638,754	228,644,115	97,284,540	10,880,718	
GRAND TOTAL	2,172,325,080	34,616,443	2,082,434,577	89,890,502	938,310,435	1,144,124,142	55,274,059	

WILMA DECLARATIONS BY PROGRAM AREA

AS OF 07-26-2006

PROGRAM CODE	STATE NAME	PROGRAM AREA	ALLOCATIONS	UN-OBLIGATED COMMITMENTS	OBLIGATIONS	UN-OBLIGATED ALLOCATIONS(c)	LIQUIDATED OBLIGATIONS	EXPENDITURES	ALLOCATION AVAILABLE
1609DR	FLORIDA	1-HUMAN SERVICES	494,037,481	5,412,104	454,283,712	39,753,769	48,492,453	405,791,259	34,341,665
		2-INFRASTRUCTURE	1,090,691,806	13,426,100	1,067,259,030	23,432,776	429,768,236	637,490,794	10,006,676
		3-MITIGATION	1,000,000	20,203	934,797	65,203	592,406	342,391	45,000
		4-OPERATIONS	234,028,384		234,028,384		230,813,226	3,215,158	
		5-ADMINISTRATION	352,567,409	15,758,037	325,928,655	26,638,754	228,644,115	97,284,540	10,880,718
		TOTAL	2,172,325,080	34,616,443	2,082,434,577	89,890,502	938,310,435	1,144,124,142	55,274,059
GRAND TOTAL			2,172,325,080	34,616,443	2,082,434,577	89,890,502	938,310,435	1,144,124,142	55,274,059

WILMA MISSION ASSIGNMENTS

AS OF 07-26-2006

OBLIGATIONS	
DHS AGENCIES	Total
FPS	30,521,512
NCS	40,000
USCG	120,000
Subtotal, DHS	30,681,512
OTHER AGENCIES	Total
CIA	200,000
CNCS	1,250,000
COE-SAD	292,886,445
DOC	200,000
DOD	3,550,000
DOE	55,000
DOI	28,384
DOT	35,249,501
EPA	440,000
GSA	130,000
HHS	9,395,000
NOAA	115,000
NPS	
SSA	200,000
USDA	330,000
USDJ	45,000
USFS	5,580,000
USFWS	
USGS	2,500
Subtotal, Other Agencies	349,656,830
GRAND TOTAL MA s	380,338,342



**FINANCIAL INFORMATION TOOL
FOR HURRICANE KATRINA, RITA, & WILMA DECLARATIONS ONLY
NOTES & TERMS**

ITEM	DESCRIPTION
21XX-TRAVEL OF PEOPLE	Travel & transportation costs of FEMA employees and evacuating disaster victims
22XX-TRANSPORT OF THINGS	Transporting things such as express mail and equipment
23XX-RENT, COMM, UTILITIES	JFO Office space, DRC Office space, phone lines, electricity, water, etc.
24XX-PRINT & REPRO	Quick Copy service, printing and duplicating , etc.
2501-MISSIONS-FOS	Federal Operational Support - OFA Administrative costs such as travel, overtime, etc.
2503-UNEMPLOYMENT	Unemployment assistance to disaster victims
2507-MISSIONS-TA	Technical Assistance - provided by an OFA to the State & Local Governments
2508-MISSIONS-DFA	Direct Federal Assistance - provided by OFAs to directly benefit the State/Local Government and/or citizens usually commodities and services like ice, water, meals, etc.
2576-LEGAL SERVICES	Provided to assist disaster victims
2592-INSPECTIONS IHP/IFG	To inspect individual disaster victim's homes to determine eligibility for FEMA assistance programs
2593-INSPECTIONS HMTAP	To provide inspections, reviews and other technical assistance related to the Hazard Mitigation Program
2594-INSPECTIONS PA TAC	To prepare preliminary damage assessments and damage survey reports for the Public Assistance Program
25XX-OTHER SERVICES	Other services provided by contract not otherwise categorized
26XX-SUPPLIES & MATERIALS	Office supplies, IT supplies, safety supplies, fuel, clothing, food, drinking water, parts, etc.
31XX-EQUIPMENT	Durable personal property that has an expected life of 1 year or more such as equipment, tools, computers, etc.
32XX-LAND & STRUCTURES	Real estate and permanent improvements to real estate
4101-URBAN SEARCH & RESCUE	Cost of searching for and rescuing disaster victims from the disaster site(s)
414X-HOUSING & OTHER NEEDS	Awards to disaster victims for rent, hotels, minimal repairs, replacement, etc.
4154-OTHER NEEDS	Awards to disaster victims for medical, dental, funeral, personal property, clothing, furniture, and similar needs
416X-PUBLIC ASSISTANCE	Grants to States for projects under Infrastructue also known as the Public Assistance Program
4173-HAZARD MITIGATION	Grants to States for projects under the Mitigation Program
CRISIS COUNSELING	Grants to States or to the National Institutes of Mental Health to assist disaster victims
DRC	Disaster Recovery Center for assisting disaster victims in applying for disaster assistance
JFO	Joint Field Office
MANUFACTURED HOUSING	Costs of setting up short term temporary housing for disaster victims including manufactured housing and pad setup
OFA	Other Federal Agency other than FEMA
PROGRAM CODE	Disaster Number
PROGRAM NAME	Identifies and groups costs associated with a specific FEMA Program
VENDOR ALPHA	Name of private company, OFA, or State/Local government with whom FEMA has contracted to provide commodities or services, or pay grants/awards



FINANCIAL INFORMATION TOOL
FOR HURRICANE KATRINA, RITA, & WILMA DECLARATIONS ONLY
VENDORS WITH CUMMULATIVE OBLIGATIONS GREATER THAN OR EQUAL TO \$50 MILLION IN DESCENDING ORDER BY OBLIGATIONS
AS OF 07-26-2006

VENDOR ALPHA	OBLIGATIONS	EXPENDITURES
LA OFFICE OF HOMELAND SECURITY	8,359,721,624.55	6,504,175,182.18
US ARMY CORPS OF ENGINEERS	4,941,821,861.32	531,359,570.91
MISSISSIPPI, STATE OF	2,695,283,987.98	1,832,055,232.01
FLORIDA BUREAU OF DISASTER	1,525,072,276.78	1,023,510,971.12
TX DEPARTMENT OF PUBLIC SAFETY	1,452,246,983.50	1,270,039,220.41
DEPARTMENT OF DEFENSE	1,342,991,854.68	487,501,276.16
FLUOR DANIEL INC	1,259,567,518.98	889,385,613.00
SHAW ENVIRONMENTAL & INFRASTRUCTURE	830,570,485.50	399,823,647.26
ENVIRONMENTAL PROTECTION AGENCY	751,713,137.00	9,398,166.23
DEPARTMENT OF TRANSPORTATION	569,786,986.94	293,321,517.26
GULF STREAM COACH, INC.	547,697,225.00	538,260,779.00
CORPORATE LODGING CONSULTANTS, INC.	522,193,600.00	439,173,466.08
BECHTEL NATIONAL, INC.	504,571,878.50	413,849,768.96
US COAST GUARD	442,418,501.00	11,610,623.34
US DEPARTMENT OF LABOR	438,103,945.00	437,513,890.96
CH2M HILL CONSTRUCTORS, INC.	430,301,659.77	309,767,750.21
USDA FOREST SERVICE	385,040,788.00	4,306,704.67
MORGAN BUILDINGS & SPAS, INC.	372,325,238.75	353,068,272.92
PRECISION HOMES	287,515,000.00	280,878,481.99
AMERICAN RED CROSS	285,254,800.00	248,948,173.63
DEPARTMENT OF HEALTH AND HUMAN SERVICES	272,870,867.52	21,251,837.48
FEDERAL PROTECTIVE SERVICE/DHS	245,644,140.63	62,381,079.14
AL EMERGENCY MANAGEMENT AGENCY	233,775,099.34	193,376,834.60
GENERAL SERVICES ADMINISTRATION	193,917,906.32	23,863,660.24
CLEARBROOK LLC	183,991,412.00	144,838,708.60
GBL'S	159,022,500.00	125,058,018.32
FEMA GROUP TRAVEL	157,231,237.24	148,478,859.59
PARTNERSHIP FOR RESPONSE & RECOVERY	145,845,219.75	111,974,402.83
NISTC	142,709,400.00	111,322,956.49
CMH MANUFACTURING, INC.	138,967,578.79	127,379,840.79
ALLTECH	135,855,194.66	89,919,562.02
EMERGENCY RESPONSE PROG MANAGEMENT	132,958,300.00	126,394,536.68
NORTH AMERICAN CATASTROPHE SVCS INC	127,793,643.64	123,363,282.92
BOURGET'S OF THE SOUTH, LLC	119,499,655.60	119,499,655.60
PRI/DJI, A RECONSTRUCTION JV	101,030,332.43	4,541,939.37
AMERICOLD LOGISTICS LLC	96,928,506.58	90,676,966.91
HOUSING & URBAN DEVELOPMENT	83,065,000.00	36,041,895.57
CHAMPION HOME BUILDERS CO	80,759,579.79	70,400,027.50
US BANK	73,094,513.14	31,286,543.21
CUSTOMS AND BORDER PROTECTION	61,373,389.00	6,795,166.08
CITIBANK	57,121,358.86	55,243,851.31
U S DEPARTMENT OF JUSTICE	55,794,600.00	3,300,991.21
Grand Total	30,943,448,788.54	18,105,338,924.76

FINANCIAL INFORMATION TOOL
FOR HURRICANE KATRINA, RITA, & WILMA DECLARATIONS ONLY
VENDORS WITH CUMMULATIVE OBLIGATIONS GREATER THAN OR EQUAL TO \$50 MILLION IN DESCENDING ORDER BY OBLIGATIONS
AS OF 07-26-2006

VENDOR ALPHA	PROGRAM NAME	PROG CODE	STATE NAME	EVENT NAME	OBLIGATIONS	EXPENDITURES	
LA OFFICE OF HOMELAND SECURITY	414X-HOUSING & OTHER NEEDS	1603DR	LOUISIANA	KATRINA	4,607,787,179.74	4,579,449,714.59	
		1607DR	LOUISIANA	RITA	512,320,832.72	508,792,643.19	
	416X-PUBLIC ASSISTANCE	1603DR	LOUISIANA	KATRINA	2,895,317,791.94	1,243,670,416.36	
		1607DR	LOUISIANA	RITA	322,209,349.15	161,168,486.60	
	4173-HAZARD MITIGATION	1603DR	LOUISIANA	KATRINA	2,468,240.00	50,120.23	
		1607DR	LOUISIANA	RITA	433,544.00	12,472.00	
	CRISIS COUNSELING	1603DR	LOUISIANA	KATRINA	19,184,687.00	11,031,329.21	
LA OFFICE OF HOMELAND SECURITY Total					8,359,721,624.55	6,504,175,182.18	
US ARMY CORPS OF ENGINEERS	2501-MISSIONS-FOS	1602DR	FLORIDA	KATRINA	335,000.00	43,894.71	
		1603DR	LOUISIANA	KATRINA	47,434,364.00	2,999,030.51	
		1604DR	MISSISSIPPI	KATRINA	454,790,739.91	108,331,991.65	
		1605DR	ALABAMA	KATRINA	30,300,000.00	11,868,472.11	
		1606DR	TEXAS	RITA	41,888,900.00	10,606,411.79	
		1607DR	LOUISIANA	RITA	1,675,000.00	617,325.66	
		1609DR	FLORIDA	WILMA	69,936,445.45	10,776,763.23	
		3213EM	MISSISSIPPI	KATRINA	160,561.11	56,404.93	
		3214EM	ALABAMA	KATRINA			
		3259EM	FLORIDA	RITA	155,000.00	24,459.06	
		3261EM	TEXAS	RITA	5,590,000.00	14,958.43	
		2507-MISSIONS-TA	1603DR	LOUISIANA	KATRINA	7,000,000.00	1,568,867.19
			1604DR	MISSISSIPPI	KATRINA	243,255.98	129,871.30
	1606DR		TEXAS	RITA	150,000.00	10,593.51	
	1607DR		LOUISIANA	RITA	600,000.00	264,984.85	
	2508-MISSIONS-DFA	1609DR	FLORIDA	WILMA	600,000.00	317,590.96	
		1603DR	LOUISIANA	KATRINA	2,131,507,000.00	59,629,669.98	
		1604DR	MISSISSIPPI	KATRINA	1,271,755,594.87	156,430,597.63	
		1605DR	ALABAMA	KATRINA	151,000,000.00	51,280,277.46	
		1606DR	TEXAS	RITA	213,350,000.00	24,285,395.18	
		1607DR	LOUISIANA	RITA	285,500,000.00	89,213,770.07	
		1609DR	FLORIDA	WILMA	222,350,000.00	2,888,240.70	
		3260EM	LOUISIANA	RITA			
	3261EM	TEXAS	RITA	5,000,000.00			
	25XX-OTHER SERVICES	1603DR	LOUISIANA	KATRINA	500,000.00		
	US ARMY CORPS OF ENGINEERS Total					4,941,821,861.32	531,359,570.91
MISSISSIPPI, STATE OF	414X-HOUSING & OTHER NEEDS	1604DR	MISSISSIPPI	KATRINA	1,193,392,311.98	1,177,408,506.63	
	416X-PUBLIC ASSISTANCE	1604DR	MISSISSIPPI	KATRINA	1,493,480,716.00	651,422,124.43	
	4173-HAZARD MITIGATION	1604DR	MISSISSIPPI	KATRINA	5,407,982.00	258,506.00	
	CRISIS COUNSELING	1604DR	MISSISSIPPI	KATRINA	3,002,978.00	2,966,094.95	
MISSISSIPPI, STATE OF Total					2,695,283,987.98	1,832,055,232.01	
FLORIDA BUREAU OF DISASTER	414X-HOUSING & OTHER NEEDS	1609DR	FLORIDA	WILMA	316,695,000.00	291,536,061.38	
	416X-PUBLIC ASSISTANCE	1602DR	FLORIDA	KATRINA	154,152,366.13	113,150,176.01	
		1609DR	FLORIDA	WILMA	1,030,043,323.97	606,224,610.68	
		3220EM	FLORIDA	KATRINA	7,845,818.93	2,268,015.39	
		3259EM	FLORIDA	RITA	8,921,856.75	5,203,713.78	
	CRISIS COUNSELING	1604DR	MISSISSIPPI	KATRINA	4,989,789.00	3,963,432.60	
		1609DR	FLORIDA	WILMA	2,424,122.00	1,164,961.28	
FLORIDA BUREAU OF DISASTER Total					1,525,072,276.78	1,023,510,971.12	
TX DEPARTMENT OF PUBLIC SAFETY	414X-HOUSING & OTHER NEEDS	1606DR	TEXAS	RITA	511,014,000.00	504,703,333.89	
	4154-OTHER NEEDS	1606DR	TEXAS	RITA	71,880,000.00	69,798,005.31	
	416X-PUBLIC ASSISTANCE	1606DR	TEXAS	RITA	313,271,552.73	235,089,948.07	
		3216EM	TEXAS	KATRINA	518,571,317.45	448,997,666.31	
		3261EM	TEXAS	RITA	5,883,251.32	5,668,989.88	
	4173-HAZARD MITIGATION	1606DR	TEXAS	RITA	21,337,874.00	15,813.83	

VENDOR ALPHA	PROGRAM NAME	PROG CODE	STATE NAME	EVENT NAME	OBLIGATIONS	EXPENDITURES
	CRISIS COUNSELING	1603DR	LOUISIANA	KATRINA	9,638,246.00	5,627,392.31
		1606DR	TEXAS	RITA	650,742.00	138,070.81
TX DEPARTMENT OF PUBLIC SAFETY Total					1,452,246,983.50	1,270,039,220.41
DEPARTMENT OF DEFENSE	2501-MISSIONS-FOS	1602DR	FLORIDA	KATRINA	100,000.00	
		1603DR	LOUISIANA	KATRINA	121,197,000.00	15,241,563.99
		1604DR	MISSISSIPPI	KATRINA	770,190,415.41	278,518,052.45
		1605DR	ALABAMA	KATRINA	2,669,482.21	
		1606DR	TEXAS	RITA	23,100,000.00	20,676.01
		1607DR	LOUISIANA	RITA		
		1609DR	FLORIDA	WILMA	2,650,000.00	849,573.00
		3212EM	LOUISIANA	KATRINA	250,000.00	
		3213EM	MISSISSIPPI	KATRINA	10,000.00	8,102.84
		3214EM	ALABAMA	KATRINA		
		3216EM	TEXAS	KATRINA	20,000.00	
		3259EM	FLORIDA	RITA	255,000.00	
		3260EM	LOUISIANA	RITA		
		3261EM	TEXAS	RITA	11,315,000.00	3,190,786.76
	2507-MISSIONS-TA	1603DR	LOUISIANA	KATRINA	384,500.00	
	2508-MISSIONS-DFA	1603DR	LOUISIANA	KATRINA	28,684,426.88	5,061,217.97
		1604DR	MISSISSIPPI	KATRINA	54,950,344.86	4,125,267.52
		1606DR	TEXAS	RITA	2,810,000.00	
		1607DR	LOUISIANA	RITA	11,000,000.00	1,576,361.33
		1609DR	FLORIDA	WILMA	900,000.00	6,276.58
		3216EM	TEXAS	KATRINA		
		3260EM	LOUISIANA	RITA		
	25XX-OTHER SERVICES	1603DR	LOUISIANA	KATRINA	16,082.04	
		1604DR	MISSISSIPPI	KATRINA	337,880.16	242,663.04
		1605DR	ALABAMA	KATRINA	79,950.24	
	26XX-SUPPLIES & MATERIALS	1603DR	LOUISIANA	KATRINA	149,535,482.19	91,588,158.78
		1604DR	MISSISSIPPI	KATRINA	90,958,532.13	87,008,294.29
		1609DR	FLORIDA	WILMA	70,371,168.00	
	31XX-EQUIPMENT	1603DR	LOUISIANA	KATRINA	250,000.00	
	MANUFACTURED HOUSING	1603DR	LOUISIANA	KATRINA	451,276.92	
		1604DR	MISSISSIPPI	KATRINA	425,363.40	64,281.60
		1606DR	TEXAS	RITA	79,950.24	
DEPARTMENT OF DEFENSE Total					1,342,991,854.68	487,501,276.16
FLUOR DANIEL INC	2594-INSPECTIONS PA TAC	1602DR	FLORIDA	KATRINA	2,800,000.00	2,110,982.33
		1603DR	LOUISIANA	KATRINA	62,915,000.00	39,937,479.84
		1604DR	MISSISSIPPI	KATRINA	28,550,000.00	19,712,425.55
		1605DR	ALABAMA	KATRINA	570,000.00	466,351.21
		1606DR	TEXAS	RITA	7,550,000.00	5,310,732.71
		1607DR	LOUISIANA	RITA	4,915,000.00	2,827,435.85
		1609DR	FLORIDA	WILMA	12,557,000.00	8,325,206.83
		3216EM	TEXAS	KATRINA	2,250,000.00	1,767,279.16
	MANUFACTURED HOUSING	1603DR	LOUISIANA	KATRINA	1,129,429,917.98	804,710,118.85
		1605DR	ALABAMA	KATRINA	1,816,792.00	1,252,865.68
		1606DR	TEXAS	RITA	4,701,226.00	2,422,697.99
		1609DR	FLORIDA	WILMA	1,512,583.00	542,037.00
FLUOR DANIEL INC Total					1,259,567,518.98	889,385,613.00
SHAW ENVIRONMENTAL & INFRASTRUCTURE	25XX-OTHER SERVICES	1606DR	TEXAS	RITA	1,109,049.00	
	MANUFACTURED HOUSING	1603DR	LOUISIANA	KATRINA	779,449,084.50	375,054,944.56
		1604DR	MISSISSIPPI	KATRINA	3,283,735.00	1,485,106.89
		1605DR	ALABAMA	KATRINA	10,992,829.00	4,563,813.19
		1606DR	TEXAS	RITA	31,833,936.00	17,215,887.62
		1607DR	LOUISIANA	RITA	1,503,895.00	1,503,895.00
		1609DR	FLORIDA	WILMA	2,397,957.00	
SHAW ENVIRONMENTAL & INFRASTRUCTURE Total					830,570,485.50	399,823,647.26
ENVIRONMENTAL PROTECTION AGENCY	2501-MISSIONS-FOS	1602DR	FLORIDA	KATRINA	20,000.00	

VENDOR ALPHA	PROGRAM NAME	PROG CODE	STATE NAME	EVENT NAME	OBLIGATIONS	EXPENDITURES
		1603DR	LOUISIANA	KATRINA	22,517,000.00	
		1604DR	MISSISSIPPI	KATRINA	2,529,200.00	749,561.82
		1605DR	ALABAMA	KATRINA	10,000.00	4,164.37
		1606DR	TEXAS	RITA	10,000.00	
		1609DR	FLORIDA	WILMA	40,000.00	4,264.10
		3213EM	MISSISSIPPI	KATRINA	10,000.00	6,188.73
		3214EM	ALABAMA	KATRINA		
		3259EM	FLORIDA	RITA	10,000.00	
		3260EM	LOUISIANA	RITA	25,000.00	
		3261EM	TEXAS	RITA	5,000,000.00	
	2507-MISSIONS-TA	1603DR	LOUISIANA	KATRINA	2,500,000.00	
		1604DR	MISSISSIPPI	KATRINA	12,300,000.00	1,543,422.91
		1605DR	ALABAMA	KATRINA	3,000,000.00	119,628.12
		1609DR	FLORIDA	WILMA	100,000.00	3,049.85
		3214EM	ALABAMA	KATRINA		
	2508-MISSIONS-DFA	1603DR	LOUISIANA	KATRINA	197,000,000.00	
		1604DR	MISSISSIPPI	KATRINA	55,500,000.00	6,477,839.36
		1605DR	ALABAMA	KATRINA	17,000,000.00	490,046.97
		1607DR	LOUISIANA	RITA	39,500,000.00	
		1609DR	FLORIDA	WILMA	300,000.00	
25XX-OTHER SERVICES	1603DR	LOUISIANA	KATRINA	258,065,898.00		
	1607DR	LOUISIANA	RITA	136,276,039.00		
ENVIRONMENTAL PROTECTION AGENCY Total					751,713,137.00	9,398,166.23
DEPARTMENT OF TRANSPORTATION						
	21XX-TRAVEL OF PEOPLE	1604DR	MISSISSIPPI	KATRINA		
	2501-MISSIONS-FOS	1602DR	FLORIDA	KATRINA	2,018,500.00	997,471.94
		1603DR	LOUISIANA	KATRINA	71,661,591.33	14,778,535.31
		1604DR	MISSISSIPPI	KATRINA	64,811,314.00	43,455,544.59
		1605DR	ALABAMA	KATRINA	24,057,500.00	12,914,311.61
		1606DR	TEXAS	RITA	30,330,741.76	19,837,312.14
		1607DR	LOUISIANA	RITA	25,110,000.00	9,677,971.46
		1609DR	FLORIDA	WILMA	35,249,501.19	17,454,575.55
		3212EM	LOUISIANA	KATRINA	6,120,000.00	134,839.68
		3213EM	MISSISSIPPI	KATRINA	35,000.00	16,914.58
		3214EM	ALABAMA	KATRINA		
		3215EM	ARKANSAS	KATRINA	50,000.00	
		3216EM	TEXAS	KATRINA	650,000.00	632,825.82
		3259EM	FLORIDA	RITA	10,000.00	
		3261EM	TEXAS	RITA	1,570,802.08	870,802.08
		2507-MISSIONS-TA	1604DR	MISSISSIPPI	KATRINA	50,000.00
	1603DR		LOUISIANA	KATRINA	291,708,823.58	170,759,369.61
	2508-MISSIONS-DFA	1604DR	MISSISSIPPI	KATRINA	3,353,213.00	
		1607DR	LOUISIANA	RITA	10,000,000.00	490,697.23
		3215EM	ARKANSAS	KATRINA	500,000.00	
3216EM		TEXAS	KATRINA	2,500,000.00	1,300,345.66	
3260EM		LOUISIANA	RITA			
DEPARTMENT OF TRANSPORTATION Total					569,786,986.94	293,321,517.26
GULF STREAM COACH, INC.						
	22XX-TRANSPORT OF THINGS	1603DR	LOUISIANA	KATRINA	26,319,725.00	17,228,213.00
		1603DR	LOUISIANA	KATRINA	347,184,713.00	347,157,767.00
	MANUFACTURED HOUSING	1604DR	MISSISSIPPI	KATRINA	73,885,500.00	73,879,325.00
		1605DR	ALABAMA	KATRINA	100,307,287.00	99,995,474.00
GULF STREAM COACH, INC. Total					547,697,225.00	538,260,779.00
CORPORATE LODGING CONSULTANTS, INC.						
	21XX-TRAVEL OF PEOPLE	1604DR	MISSISSIPPI	KATRINA	45,000.00	44,537.10
	25XX-OTHER SERVICES	1603DR	LOUISIANA	KATRINA	227,989,384.00	211,140,817.83
		1604DR	MISSISSIPPI	KATRINA	108,724,206.00	87,787,116.00
		1605DR	ALABAMA	KATRINA	26,102,430.00	21,067,175.04
		1606DR	TEXAS	RITA	90,560,262.00	73,399,475.30
		1607DR	LOUISIANA	RITA	68,772,318.00	45,734,344.81
CORPORATE LODGING CONSULTANTS, INC. Total					522,193,600.00	439,173,466.08

VENDOR ALPHA	PROGRAM NAME	PROG CODE	STATE NAME	EVENT NAME	OBLIGATIONS	EXPENDITURES
BECHTEL NATIONAL, INC.	25XX-OTHER SERVICES	1604DR	MISSISSIPPI	KATRINA	21,421,522.00	13,418,176.98
	MANUFACTURED HOUSING	1603DR	LOUISIANA	KATRINA	1,117,125.00	(8,786.05)
		1604DR	MISSISSIPPI	KATRINA	482,033,231.50	400,440,378.03
BECHTEL NATIONAL, INC. Total					504,571,878.50	413,849,768.96
US COAST GUARD	2501-MISSIONS-FOS	1602DR	FLORIDA	KATRINA	1.00	
		1603DR	LOUISIANA	KATRINA	3,275,000.00	
		1604DR	MISSISSIPPI	KATRINA	13,970,000.00	294,252.57
		1605DR	ALABAMA	KATRINA	2,275,000.00	154,116.91
		1606DR	TEXAS	RITA	100,000.00	
		1609DR	FLORIDA	WILMA	50,000.00	
		3214EM	ALABAMA	KATRINA		
		3259EM	FLORIDA	RITA	16,000.00	
		3260EM	LOUISIANA	RITA	25,000.00	
	3261EM	TEXAS	RITA	200,000.00		
	2507-MISSIONS-TA	1603DR	LOUISIANA	KATRINA	37,500.00	
	2508-MISSIONS-DFA	1603DR	LOUISIANA	KATRINA	165,000,000.00	11,162,253.86
		1604DR	MISSISSIPPI	KATRINA	231,000,000.00	
		1605DR	ALABAMA	KATRINA		
		1606DR	TEXAS	RITA	8,000,000.00	
		1607DR	LOUISIANA	RITA	18,400,000.00	
	1609DR	FLORIDA	WILMA	70,000.00		
US COAST GUARD Total					442,418,501.00	11,610,623.34
US DEPARTMENT OF LABOR	2501-MISSIONS-FOS	1603DR	LOUISIANA	KATRINA		
		1604DR	MISSISSIPPI	KATRINA	325,000.00	14,945.96
	2503-UNEMPLOYMENT	1603DR	LOUISIANA	KATRINA	320,361,035.00	320,361,035.00
		1604DR	MISSISSIPPI	KATRINA	88,450,000.00	88,450,000.00
		1605DR	ALABAMA	KATRINA	1,372,364.00	1,372,364.00
		1606DR	TEXAS	RITA	9,759,933.00	9,759,933.00
		1607DR	LOUISIANA	RITA	11,785,488.00	11,785,488.00
		1609DR	FLORIDA	WILMA	6,050,125.00	5,770,125.00
US DEPARTMENT OF LABOR Total					438,103,945.00	437,513,890.96
CH2M HILL CONSTRUCTORS, INC.	2507-MISSIONS-TA	1604DR	MISSISSIPPI	KATRINA		
	2592-INSPECTIONS IHP/IFG MANUFACTURED HOUSING	1604DR	MISSISSIPPI	KATRINA	1,675,499.84	244,599.36
		1603DR	LOUISIANA	KATRINA	225,894,358.10	175,406,606.76
		1604DR	MISSISSIPPI	KATRINA	130,152,450.87	80,348,829.80
		1605DR	ALABAMA	KATRINA	36,697,538.02	25,491,479.11
		1606DR	TEXAS	RITA	35,881,812.94	28,276,235.18
CH2M HILL CONSTRUCTORS, INC. Total					430,301,659.77	309,767,750.21
USDA FOREST SERVICE	2501-MISSIONS-FOS	1602DR	FLORIDA	KATRINA	735,000.00	7,103.67
		1603DR	LOUISIANA	KATRINA	139,776,000.00	4,237,967.58
		1604DR	MISSISSIPPI	KATRINA	8,607,000.00	
		1605DR	ALABAMA	KATRINA	1,280,000.00	22,040.32
		1606DR	TEXAS	RITA	124,330,000.00	
		1609DR	FLORIDA	WILMA	5,910,000.00	
		3213EM	MISSISSIPPI	KATRINA	80,288.00	
		3214EM	ALABAMA	KATRINA		
		3216EM	TEXAS	KATRINA	5,000.00	2,655.53
		3217EM	TENNESSEE	KATRINA		
		3218EM	GEORGIA	KATRINA		
		3222EM	NORTH CAROLINA	KATRINA		
		3231EM	KENTUCKY	KATRINA		
		3233EM	SOUTH CAROLINA	KATRINA		
		3241EM	ARIZONA	KATRINA	2,000,000.00	1,962.98
		3259EM	FLORIDA	RITA	740,000.00	
	3261EM	TEXAS	RITA	21,155,000.00		
	2507-MISSIONS-TA	1602DR	FLORIDA	KATRINA	10,000.00	
	2508-MISSIONS-DFA	1604DR	MISSISSIPPI	KATRINA	62,500.00	
		1603DR	LOUISIANA	KATRINA	10,000,000.00	

VENDOR ALPHA	PROGRAM NAME	PROG CODE	STATE NAME	EVENT NAME	OBLIGATIONS	EXPENDITURES	
		1604DR	MISSISSIPPI	KATRINA	6,700,000.00	631.44	
		1606DR	TEXAS	RITA	650,000.00		
		1607DR	LOUISIANA	RITA	40,500,000.00		
		3216EM	TEXAS	KATRINA	22,500,000.00	34,343.15	
USDA FOREST SERVICE Total					385,040,788.00	4,306,704.67	
MORGAN BUILDINGS & SPAS, INC.	25XX-OTHER SERVICES	1603DR	LOUISIANA	KATRINA	348.75		
		1606DR	TEXAS	RITA	14,996.00	14,996.00	
	31XX-EQUIPMENT MANUFACTURED HOUSING	1603DR	LOUISIANA	KATRINA	125,000.00	125,000.00	
		1603DR	LOUISIANA	KATRINA	114,362,394.00	95,105,776.92	
		1604DR	MISSISSIPPI	KATRINA	244,122,500.00	244,122,500.00	
		1605DR	ALABAMA	KATRINA	13,700,000.00	13,700,000.00	
MORGAN BUILDINGS & SPAS, INC. Total					372,325,238.75	353,068,272.92	
PRECISION HOMES	MANUFACTURED HOUSING	1603DR	LOUISIANA	KATRINA	125,000,000.00	125,000,000.00	
		1605DR	ALABAMA	KATRINA	162,515,000.00	155,878,481.99	
PRECISION HOMES Total					287,515,000.00	280,878,481.99	
AMERICAN RED CROSS	2501-MISSIONS-FOS	1603DR	LOUISIANA	KATRINA	50,000.00	11,159.43	
		1606DR	TEXAS	RITA			
		3232EM	MISSOURI	KATRINA	5,000.00		
		3261EM	TEXAS	RITA			
	25XX-OTHER SERVICES	1603DR	LOUISIANA	KATRINA	125,400,000.00	110,000,000.00	
		1604DR	MISSISSIPPI	KATRINA	59,850,000.00	52,500,000.00	
		1605DR	ALABAMA	KATRINA	14,250,000.00	12,500,000.00	
		1606DR	TEXAS	RITA	48,450,000.00	41,437,014.20	
		1607DR	LOUISIANA	RITA	37,050,000.00	32,500,000.00	
		31XX-EQUIPMENT	1604DR	MISSISSIPPI	KATRINA	199,800.00	
	AMERICAN RED CROSS Total					285,254,800.00	248,948,173.63
	DEPARTMENT OF HEALTH AND HUMAN SERVICES	2501-MISSIONS-FOS	1602DR	FLORIDA	KATRINA	365,000.00	
1603DR			LOUISIANA	KATRINA	615,000.00		
1604DR			MISSISSIPPI	KATRINA	695,000.00		
1605DR			ALABAMA	KATRINA	50,000.00		
1606DR			TEXAS	RITA	21,000,000.00		
1609DR			FLORIDA	WILMA	1,230,000.00		
3213EM			MISSISSIPPI	KATRINA	50,000.00		
3214EM			ALABAMA	KATRINA			
3215EM			ARKANSAS	KATRINA	10,000.00		
3216EM			TEXAS	KATRINA	80,000.00		
3217EM			TENNESSEE	KATRINA	2,000.00		
3218EM			GEORGIA	KATRINA	52,000.00		
3222EM			NORTH CAROLINA	KATRINA	2,000.00		
3231EM			KENTUCKY	KATRINA	2,000.00		
3233EM			SOUTH CAROLINA	KATRINA	2,000.00		
3259EM			FLORIDA	RITA	10,000.00		
3261EM			TEXAS	RITA	40,180,000.00		
2507-MISSIONS-TA			1603DR	LOUISIANA	KATRINA	30,000.00	
			1604DR	MISSISSIPPI	KATRINA	207,500.00	
			3217EM	TENNESSEE	KATRINA	5,000.00	
2508-MISSIONS-DFA		1603DR	LOUISIANA	KATRINA	82,686,996.52		
		1604DR	MISSISSIPPI	KATRINA	64,815,500.00	2,735,966.48	
		1605DR	ALABAMA	KATRINA			
		1607DR	LOUISIANA	RITA	20,100,000.00		
		1609DR	FLORIDA	WILMA	8,165,000.00		
		3215EM	ARKANSAS	KATRINA	3,000,000.00		
		3216EM	TEXAS	KATRINA	10,000,000.00		
		3237EM	ALABAMA	KATRINA	1,000,000.00		
		3260EM	LOUISIANA	RITA			
		25XX-OTHER SERVICES	1604DR	MISSISSIPPI	KATRINA	2,909,940.00	2,909,940.00
1605DR			ALABAMA	KATRINA	205,500.00	205,500.00	
1606DR			TEXAS	RITA	400,000.00	400,000.00	

VENDOR ALPHA	PROGRAM NAME	PROG CODE	STATE NAME	EVENT NAME	OBLIGATIONS	EXPENDITURES
		1609DR	FLORIDA	WILMA	10,000.00	10,000.00
	26XX-SUPPLIES & MATERIALS	1604DR	MISSISSIPPI	KATRINA	3,050,000.00	3,050,000.00
	CRISIS COUNSELING	1604DR	MISSISSIPPI	KATRINA	6,658,389.00	6,658,389.00
		1605DR	ALABAMA	KATRINA	488,246.00	488,246.00
		1606DR	TEXAS	RITA	1,546,988.00	1,546,988.00
		1609DR	FLORIDA	WILMA	3,246,808.00	3,246,808.00
DEPARTMENT OF HEALTH AND HUMAN SERVICES Total					272,870,867.52	21,251,837.48
FEDERAL PROTECTIVE SERVICE/DHS	2501-MISSIONS-FOS	1603DR	LOUISIANA	KATRINA	153,717,420.00	61,833,932.20
		1604DR	MISSISSIPPI	KATRINA	28,452,766.73	324,051.53
		1605DR	ALABAMA	KATRINA	5,452,500.00	54,484.91
		1606DR	TEXAS	RITA	7,700,000.00	
		1607DR	LOUISIANA	RITA	5,000,000.00	
		1609DR	FLORIDA	WILMA	30,371,511.90	
		3213EM	MISSISSIPPI	KATRINA	188,608.00	
		3214EM	ALABAMA	KATRINA	31,478.00	
		3215EM	ARKANSAS	KATRINA	460,000.00	
		3216EM	TEXAS	KATRINA	7,000,000.00	
		3259EM	FLORIDA	RITA	10,000.00	
		3260EM	LOUISIANA	RITA	125,000.00	
		3261EM	TEXAS	RITA	100,000.00	
	2507-MISSIONS-TA	1603DR	LOUISIANA	KATRINA		
	2508-MISSIONS-DFA	1603DR	LOUISIANA	KATRINA		
		1604DR	MISSISSIPPI	KATRINA	700,000.00	168,610.50
		1609DR	FLORIDA	WILMA	150,000.00	
		3260EM	LOUISIANA	RITA	100,000.00	
	25XX-OTHER SERVICES	1602DR	FLORIDA	KATRINA	5,616,000.00	
		1603DR	LOUISIANA	KATRINA	70,272.00	
		1604DR	MISSISSIPPI	KATRINA	328,312.00	
		1605DR	ALABAMA	KATRINA	70,272.00	
FEDERAL PROTECTIVE SERVICE/DHS Total					245,644,140.63	62,381,079.14
AL EMERGENCY MANAGEMENT AGENCY	414X-HOUSING & OTHER NEEDS	1605DR	ALABAMA	KATRINA	121,115,465.92	117,669,144.08
	416X-PUBLIC ASSISTANCE	1605DR	ALABAMA	KATRINA	98,273,627.38	70,276,644.22
		3237EM	ALABAMA	KATRINA	2,840,416.04	2,808,523.75
	4173-HAZARD MITIGATION	1605DR	ALABAMA	KATRINA	7,694,402.00	52,200.57
	CRISIS COUNSELING	1605DR	ALABAMA	KATRINA	3,851,188.00	2,570,321.98
AL EMERGENCY MANAGEMENT AGENCY Total					233,775,099.34	193,376,834.60
GENERAL SERVICES ADMINISTRATION	21XX-TRAVEL OF PEOPLE	1604DR	MISSISSIPPI	KATRINA	32,208.00	22,882.50
	22XX-TRANSPORT OF THINGS	1602DR	FLORIDA	KATRINA	20,000.00	2,612.05
		1603DR	LOUISIANA	KATRINA	4,240,000.00	375,806.91
		1604DR	MISSISSIPPI	KATRINA	1,040,650.88	160,984.13
		1605DR	ALABAMA	KATRINA	401,600.00	25,568.46
		1606DR	TEXAS	RITA	90,000.00	38,970.50
		1607DR	LOUISIANA	RITA	11,601.35	210.86
		1609DR	FLORIDA	WILMA	480,000.00	21,134.82
		3215EM	ARKANSAS	KATRINA	25.38	25.38
		3216EM	TEXAS	KATRINA	4,682.74	4,446.27
		3224EM	COLORADO	KATRINA	16.21	
	23XX-RENT, COMM, UTILITIES	1602DR	FLORIDA	KATRINA	300,000.00	300,000.00
		1603DR	LOUISIANA	KATRINA	6,574,602.00	5,233,699.41
		1604DR	MISSISSIPPI	KATRINA	8,358,100.00	2,811,615.83
		1605DR	ALABAMA	KATRINA	643,984.00	643,983.97
		1606DR	TEXAS	RITA	2,858,184.00	2,529,430.00
		1607DR	LOUISIANA	RITA	1,836,790.00	1,643,062.00
		1609DR	FLORIDA	WILMA	3,006,981.00	2,426,486.43
		3214EM	ALABAMA	KATRINA	30,000.00	30,000.00
	2501-MISSIONS-FOS	1602DR	FLORIDA	KATRINA	165,000.00	
		1603DR	LOUISIANA	KATRINA	6,849,500.00	199,071.30
		1604DR	MISSISSIPPI	KATRINA	62,677,018.36	431,886.99

VENDOR ALPHA	PROGRAM NAME	PROG CODE	STATE NAME	EVENT NAME	OBLIGATIONS	EXPENDITURES	
		1605DR	ALABAMA	KATRINA	11,333,000.00	3,850.07	
		1606DR	TEXAS	RITA	370,000.00	(14,525.63)	
		1607DR	LOUISIANA	RITA	5,528,185.00	8,954.22	
		1609DR	FLORIDA	WILMA	170,000.00	5,951.57	
		3212EM	LOUISIANA	KATRINA			
		3213EM	MISSISSIPPI	KATRINA	1,770,000.00	69,618.01	
		3214EM	ALABAMA	KATRINA			
		3215EM	ARKANSAS	KATRINA	60,000.00	7,451.56	
		3216EM	TEXAS	KATRINA	285,000.00	7,872.19	
		3224EM	COLORADO	KATRINA			
		3259EM	FLORIDA	RITA	10,000.00		
		3261EM	TEXAS	RITA	520,000.00		
		2508-MISSIONS-DFA	1603DR	LOUISIANA	KATRINA	1,000,000.00	
			1604DR	MISSISSIPPI	KATRINA		
	1609DR		FLORIDA	WILMA			
	3212EM		LOUISIANA	KATRINA	1,500,000.00	2,096.06	
	25XX-OTHER SERVICES	3223EM	UTAH	KATRINA			
		1603DR	LOUISIANA	KATRINA	8,509,000.00	3,478,016.04	
		1604DR	MISSISSIPPI	KATRINA	57,706,723.95	3,330,398.68	
		1605DR	ALABAMA	KATRINA	146,000.00		
	26XX-SUPPLIES & MATERIALS	1609DR	FLORIDA	WILMA	5,328,000.00	34,024.00	
1603DR		LOUISIANA	KATRINA	1,053.45			
1604DR		MISSISSIPPI	KATRINA	60,000.00	28,075.66		
GENERAL SERVICES ADMINISTRATION Total					193,917,906.32	23,863,660.24	
CLEARBROOK LLC	23XX-RENT, COMM, UTILITIES	1603DR	LOUISIANA	KATRINA	21,724,500.00	21,724,500.00	
	25XX-OTHER SERVICES	1603DR	LOUISIANA	KATRINA	43,720,240.00	5,339,892.20	
	26XX-SUPPLIES & MATERIALS	1607DR	LOUISIANA	RITA	8,390,250.00	8,189,240.40	
	31XX-EQUIPMENT	1603DR	LOUISIANA	KATRINA	8,289,596.00	8,289,596.00	
	32XX-LAND & STRUCTURES	1603DR	LOUISIANA	KATRINA	4,559,846.00	3,988,500.00	
	MANUFACTURED HOUSING	1603DR	LOUISIANA	KATRINA	97,306,980.00	97,306,980.00	
CLEARBROOK LLC Total					183,991,412.00	144,838,708.60	
GBL'S	22XX-TRANSPORT OF THINGS	1602DR	FLORIDA	KATRINA	500,000.00	35,126.59	
		1603DR	LOUISIANA	KATRINA	106,000,000.00	94,503,235.84	
		1604DR	MISSISSIPPI	KATRINA	26,030,000.00	20,393,715.16	
		1605DR	ALABAMA	KATRINA	10,040,000.00	4,247,920.96	
		1606DR	TEXAS	RITA	2,250,000.00	1,845,530.19	
		1607DR	LOUISIANA	RITA	200,000.00	167,258.11	
		1609DR	FLORIDA	WILMA	14,000,000.00	3,865,231.47	
		25XX-OTHER SERVICES	1603DR	LOUISIANA	KATRINA	2,500.00	
	GBL'S Total					159,022,500.00	125,058,018.32
FEMA GROUP TRAVEL	21XX-TRAVEL OF PEOPLE	1602DR	FLORIDA	KATRINA	2,063,994.12	1,765,857.57	
		1603DR	LOUISIANA	KATRINA	56,079,204.66	55,277,745.90	
		1604DR	MISSISSIPPI	KATRINA	41,982,322.88	35,946,374.00	
		1605DR	ALABAMA	KATRINA	10,600,347.08	10,520,601.64	
		1606DR	TEXAS	RITA	23,706,900.89	22,785,046.19	
		1607DR	LOUISIANA	RITA	2,963,157.96	2,794,449.93	
		1609DR	FLORIDA	WILMA	12,878,650.00	12,824,152.74	
		3212EM	LOUISIANA	KATRINA	5,559.37	5,559.37	
		3215EM	ARKANSAS	KATRINA	1,692,159.35	1,660,726.41	
		3216EM	TEXAS	KATRINA	2,844,540.41	2,825,700.16	
		3217EM	TENNESSEE	KATRINA	67,982.84	67,982.84	
		3218EM	GEORGIA	KATRINA	767.15	767.15	
		3219EM	OKLAHOMA	KATRINA	88,459.16	75,854.98	
		3221EM	WEST VIRGINIA	KATRINA	26,021.70	26,021.70	
		3223EM	UTAH	KATRINA	34,311.49	26,924.75	
		3224EM	COLORADO	KATRINA	171,985.22	157,367.42	
		3225EM	MICHIGAN	KATRINA	213,601.00	163,409.96	
		3226EM	DISTRICT OF COLUMBIA	KATRINA	38,622.50	38,622.50	

VENDOR ALPHA	PROGRAM NAME	PROG CODE	STATE NAME	EVENT NAME	OBLIGATIONS	EXPENDITURES
		3227EM	WASHINGTON	KATRINA	125,897.12	107,362.00
		3228EM	OREGON	KATRINA	20,421.63	13,842.44
		3229EM	NEW MEXICO	KATRINA	44,429.60	40,759.31
		3230EM	ILLINOIS	KATRINA	27,783.40	20,294.63
		3231EM	KENTUCKY	KATRINA	7,960.79	7,960.79
		3232EM	MISSOURI	KATRINA	230,804.50	216,267.46
		3233EM	SOUTH CAROLINA	KATRINA	40,089.27	40,089.27
		3234EM	SOUTH DAKOTA	KATRINA	8,827.91	7,771.22
		3235EM	PENNSYLVANIA	KATRINA	78,931.06	78,931.06
		3236EM	KANSAS	KATRINA	186.90	186.90
		3238EM	INDIANA	KATRINA		
		3239EM	IOWA	KATRINA	4,927.66	4,927.66
		3240EM	VIRGINIA	KATRINA	7,659.06	7,659.06
		3241EM	ARIZONA	KATRINA	169,424.02	159,815.63
		3242EM	MINNESOTA	KATRINA		
		3243EM	NEVADA	KATRINA	194,136.15	178,458.31
		3244EM	IDAHO	KATRINA	3,603.26	3,603.26
		3245EM	NEBRASKA	KATRINA	1,301.61	1,301.61
		3246EM	CONNECTICUT	KATRINA	19,927.66	6,209.38
		3247EM	NORTH DAKOTA	KATRINA	15,599.78	15,492.46
		3248EM	CALIFORNIA	KATRINA	332,362.04	306,647.89
		3249EM	WISCONSIN	KATRINA		
		3250EM	OHIO	KATRINA		
		3251EM	MARYLAND	KATRINA	52,711.86	52,711.86
		3252EM	MASSACHUSETTS	KATRINA	130,165.65	123,099.82
		3253EM	MONTANA	KATRINA	7,363.50	7,151.94
		3255EM	RHODE ISLAND	KATRINA	13,791.99	7,916.15
		3256EM	MAINE	KATRINA	6,000.00	
		3257EM	NEW JERSEY	KATRINA	2,366.13	1,773.59
		3258EM	NEW HAMPSHIRE	KATRINA	6,000.00	91.71
		3259EM	FLORIDA	RITA	25,059.98	25,059.98
		3261EM	TEXAS	RITA	13,237.61	13,237.61
		3262EM	NEW YORK	KATRINA	73,300.00	66,692.06
		3263EM	DELAWARE	KATRINA	379.32	379.32
	MANUFACTURED HOUSING	1603DR	LOUISIANA	KATRINA	108,000.00	
FEMA GROUP TRAVEL Total					157,231,237.24	148,478,859.59
PARTNERSHIP FOR RESPONSE & RECOVERY	2592-INSPECTIONS IHP/IFG	1603DR	LOUISIANA	KATRINA	52,178,260.32	38,233,769.70
		1604DR	MISSISSIPPI	KATRINA	51,656,956.48	39,563,272.35
		1606DR	TEXAS	RITA	495,566.55	495,566.55
		1607DR	LOUISIANA	RITA	15,225,791.28	11,804,476.31
		1609DR	FLORIDA	WILMA	26,288,645.12	21,877,317.92
	25XX-OTHER SERVICES	1603DR	LOUISIANA	KATRINA		
PARTNERSHIP FOR RESPONSE & RECOVERY Total					145,845,219.75	111,974,402.83
NISTC	2594-INSPECTIONS PA TAC	1602DR	FLORIDA	KATRINA	4,311,000.00	3,889,625.17
		1603DR	LOUISIANA	KATRINA	89,464,300.00	67,512,488.83
		1604DR	MISSISSIPPI	KATRINA	31,460,300.00	24,221,229.49
		1605DR	ALABAMA	KATRINA	878,600.00	737,882.22
		1606DR	TEXAS	RITA	3,729,300.00	2,599,498.11
		1609DR	FLORIDA	WILMA	12,526,800.00	12,179,052.06
		3240EM	VIRGINIA	KATRINA	339,100.00	183,180.61
NISTC Total					142,709,400.00	111,322,956.49
CMH MANUFACTURING, INC.	MANUFACTURED HOUSING	1603DR	LOUISIANA	KATRINA	69,790,000.00	58,205,262.00
		1604DR	MISSISSIPPI	KATRINA	69,177,578.79	69,174,578.79
CMH MANUFACTURING, INC. Total					138,967,578.79	127,379,840.79
ALLTECH	2592-INSPECTIONS IHP/IFG	1603DR	LOUISIANA	KATRINA	48,638,018.26	30,377,902.10
		1605DR	ALABAMA	KATRINA	9,886,811.36	7,041,375.95
		1606DR	TEXAS	RITA	43,555,358.00	25,722,324.25
		1607DR	LOUISIANA	RITA	15,708,751.04	9,660,983.15

VENDOR ALPHA	PROGRAM NAME	PROG CODE	STATE NAME	EVENT NAME	OBLIGATIONS	EXPENDITURES
		1609DR	FLORIDA	WILMA	18,066,256.00	17,116,976.57
ALLTECH Total					135,855,194.66	89,919,562.02
EMERGENCY RESPONSE PROG MANAGEMENT	2594-INSPECTIONS PA TAC	1602DR	FLORIDA	KATRINA	1,360,000.00	1,350,159.78
		1603DR	LOUISIANA	KATRINA	88,084,800.00	86,639,952.60
		1604DR	MISSISSIPPI	KATRINA	24,320,600.00	21,559,271.31
		1606DR	TEXAS	RITA	3,391,100.00	3,003,878.13
		1609DR	FLORIDA	WILMA	12,123,200.00	10,753,218.25
		3215EM	ARKANSAS	KATRINA	1,583,900.00	1,519,740.61
		3216EM	TEXAS	KATRINA	1,954,900.00	1,464,101.18
		3229EM	NEW MEXICO	KATRINA	139,800.00	104,214.82
EMERGENCY RESPONSE PROG MANAGEMENT Total					132,958,300.00	126,394,536.68
NORTH AMERICAN CATASTROPHE SVCS INC	MANUFACTURED HOUSING	1603DR	LOUISIANA	KATRINA	120,087,309.70	118,702,035.99
		1605DR	ALABAMA	KATRINA	3,511,777.94	466,690.93
		1609DR	FLORIDA	WILMA	4,194,556.00	4,194,556.00
NORTH AMERICAN CATASTROPHE SVCS INC Total					127,793,643.64	123,363,282.92
BOURGET'S OF THE SOUTH, LLC	MANUFACTURED HOUSING	1603DR	LOUISIANA	KATRINA	7,355,005.60	7,355,005.60
		1605DR	ALABAMA	KATRINA	112,144,650.00	112,144,650.00
BOURGET'S OF THE SOUTH, LLC Total					119,499,655.60	119,499,655.60
PRI/DJI, A RECONSTRUCTION JV	25XX-OTHER SERVICES	1604DR	MISSISSIPPI	KATRINA		
	MANUFACTURED HOUSING	1603DR	LOUISIANA	KATRINA	58,326,038.51	2,261,628.01
		1604DR	MISSISSIPPI	KATRINA	42,704,293.92	2,280,311.36
PRI/DJI, A RECONSTRUCTION JV Total					101,030,332.43	4,541,939.37
AMERICOLD LOGISTICS LLC	22XX-TRANSPORT OF THINGS	1603DR	LOUISIANA	KATRINA	6,000,000.00	6,000,000.00
		1604DR	MISSISSIPPI	KATRINA	25,168,506.58	25,000,000.00
	25XX-OTHER SERVICES	1603DR	LOUISIANA	KATRINA	15,760,000.00	9,711,678.50
		1604DR	MISSISSIPPI	KATRINA	50,000,000.00	49,965,288.41
AMERICOLD LOGISTICS LLC Total					96,928,506.58	90,676,966.91
HOUSING & URBAN DEVELOPMENT	2501-MISSIONS-FOS	1603DR	LOUISIANA	KATRINA	3,695,000.00	1,801,530.57
		1604DR	MISSISSIPPI	KATRINA	150,000.00	55,451.00
		1605DR	ALABAMA	KATRINA		
		1606DR	TEXAS	RITA	120,000.00	
		3216EM	TEXAS	KATRINA	100,000.00	
	2508-MISSIONS-DFA	1603DR	LOUISIANA	KATRINA	79,000,000.00	34,184,914.00
HOUSING & URBAN DEVELOPMENT Total					83,065,000.00	36,041,895.57
CHAMPION HOME BUILDERS CO	MANUFACTURED HOUSING	1603DR	LOUISIANA	KATRINA	80,759,579.79	70,400,027.50
CHAMPION HOME BUILDERS CO Total					80,759,579.79	70,400,027.50
US BANK	21XX-TRAVEL OF PEOPLE	1603DR	LOUISIANA	KATRINA	83,100.00	20,797.49
		1604DR	MISSISSIPPI	KATRINA	40,898.90	3,226.41
		1605DR	ALABAMA	KATRINA	27,561.05	3,561.05
		1606DR	TEXAS	RITA	400,000.00	
		1607DR	LOUISIANA	RITA	40,000.00	20,000.00
		1609DR	FLORIDA	WILMA	56,000.00	2,563.06
		3215EM	ARKANSAS	KATRINA	1,000.00	206.40
	22XX-TRANSPORT OF THINGS	1602DR	FLORIDA	KATRINA	5,000.00	140.00
		1603DR	LOUISIANA	KATRINA	40,103.00	100.00
		1604DR	MISSISSIPPI	KATRINA	6,100.00	696.00
		1605DR	ALABAMA	KATRINA	1,050.02	1,050.02
		1606DR	TEXAS	RITA	25,000.00	1,781.84
		1609DR	FLORIDA	WILMA		
		3215EM	ARKANSAS	KATRINA	8,600.00	2,420.00
		3216EM	TEXAS	KATRINA	10,000.00	1,950.60
	23XX-RENT, COMM, UTILITIES	1602DR	FLORIDA	KATRINA	1,600.00	1,510.00
		1603DR	LOUISIANA	KATRINA	1,501,094.89	335,415.68
		1604DR	MISSISSIPPI	KATRINA	324,480.44	147,461.09
		1605DR	ALABAMA	KATRINA	39,000.00	21,505.00
		1606DR	TEXAS	RITA	76,513.22	18,954.74
		1607DR	LOUISIANA	RITA	501,400.00	12,522.00
		1609DR	FLORIDA	WILMA	46,720.00	17,011.62

VENDOR ALPHA	PROGRAM NAME	PROG CODE	STATE NAME	EVENT NAME	OBLIGATIONS	EXPENDITURES
		3215EM	ARKANSAS	KATRINA	7,391.50	3,241.50
		3216EM	TEXAS	KATRINA	8,787.50	4,546.11
		3219EM	OKLAHOMA	KATRINA		
		3229EM	NEW MEXICO	KATRINA		
		3261EM	TEXAS	RITA	50,000.00	4,733.42
	24XX-PRINT & REPRO	1602DR	FLORIDA	KATRINA	10,500.00	
		1603DR	LOUISIANA	KATRINA	476,580.70	45,444.29
		1604DR	MISSISSIPPI	KATRINA	841,064.64	342,152.24
		1605DR	ALABAMA	KATRINA	189,892.00	109,493.27
		1606DR	TEXAS	RITA	299,555.00	153,657.05
		1607DR	LOUISIANA	RITA	239,000.00	70,837.57
		1609DR	FLORIDA	WILMA	88,321.80	47,463.95
		3215EM	ARKANSAS	KATRINA	2,779.05	2,234.46
		3216EM	TEXAS	KATRINA	31,554.44	23,596.04
		3219EM	OKLAHOMA	KATRINA	755.65	755.65
		3229EM	NEW MEXICO	KATRINA	36.64	36.64
		3261EM	TEXAS	RITA	20,000.00	20,000.00
	25XX-OTHER SERVICES	1602DR	FLORIDA	KATRINA	10,000.00	4,304.18
		1603DR	LOUISIANA	KATRINA	3,563,784.30	1,525,682.01
		1604DR	MISSISSIPPI	KATRINA	1,268,779.20	760,539.70
		1605DR	ALABAMA	KATRINA	169,801.93	50,885.93
		1606DR	TEXAS	RITA	290,606.87	112,062.99
		1607DR	LOUISIANA	RITA	842,262.58	31,979.24
		1609DR	FLORIDA	WILMA	168,157.46	43,039.58
		3215EM	ARKANSAS	KATRINA	2,870.00	1,125.00
		3216EM	TEXAS	KATRINA	15,425.96	11,537.29
		3219EM	OKLAHOMA	KATRINA		
		3229EM	NEW MEXICO	KATRINA		
		3261EM	TEXAS	RITA	50,000.00	590.39
	26XX-SUPPLIES & MATERIALS	1602DR	FLORIDA	KATRINA	77,560.70	40,848.05
		1603DR	LOUISIANA	KATRINA	20,715,072.59	6,950,674.09
		1604DR	MISSISSIPPI	KATRINA	9,465,901.64	5,799,793.13
		1605DR	ALABAMA	KATRINA	2,999,267.88	1,944,615.45
		1606DR	TEXAS	RITA	1,897,739.57	818,973.99
		1607DR	LOUISIANA	RITA	6,989,368.00	2,817,946.00
		1609DR	FLORIDA	WILMA	901,122.85	504,577.70
		3212EM	LOUISIANA	KATRINA	2,000.00	1,284.11
		3215EM	ARKANSAS	KATRINA	79,640.53	51,201.97
		3216EM	TEXAS	KATRINA	271,829.53	197,038.79
		3219EM	OKLAHOMA	KATRINA		
		3221EM	WEST VIRGINIA	KATRINA	94.45	94.45
		3223EM	UTAH	KATRINA	4,000.00	
		3224EM	COLORADO	KATRINA	4,000.00	1,729.21
		3225EM	MICHIGAN	KATRINA	2,000.00	711.67
		3227EM	WASHINGTON	KATRINA	112.64	112.64
		3229EM	NEW MEXICO	KATRINA	115.74	15.74
		3232EM	MISSOURI	KATRINA	5,000.00	4,328.05
		3261EM	TEXAS	RITA	135,500.00	22,851.20
	31XX-EQUIPMENT	1602DR	FLORIDA	KATRINA	89,500.00	26,622.00
		1603DR	LOUISIANA	KATRINA	7,773,178.20	2,845,961.30
		1604DR	MISSISSIPPI	KATRINA	5,981,397.79	4,313,528.80
		1605DR	ALABAMA	KATRINA	907,174.89	558,240.54
		1606DR	TEXAS	RITA	458,508.30	117,919.62
		1607DR	LOUISIANA	RITA	1,737,655.14	53,347.55
		1609DR	FLORIDA	WILMA	226,563.04	38,554.60
		3215EM	ARKANSAS	KATRINA	17,279.02	9,741.91
		3216EM	TEXAS	KATRINA	113,301.90	90,591.92
		3219EM	OKLAHOMA	KATRINA		

VENDOR ALPHA	PROGRAM NAME	PROG CODE	STATE NAME	EVENT NAME	OBLIGATIONS	EXPENDITURES	
	MANUFACTURED HOUSING	3229EM	NEW MEXICO	KATRINA			
		3261EM	TEXAS	RITA	90,000.00	38,375.82	
		1603DR	LOUISIANA	KATRINA	50,000.00	37,369.51	
		1604DR	MISSISSIPPI	KATRINA	216,500.00	16,681.90	
		1607DR	LOUISIANA	RITA			
US BANK Total					73,094,513.14	31,286,543.21	
CUSTOMS AND BORDER PROTECTION	2501-MISSIONS-FOS	1602DR	FLORIDA	KATRINA	11,447,424.00	6,226,283.63	
		1603DR	LOUISIANA	KATRINA	28,410,525.00		
		1604DR	MISSISSIPPI	KATRINA	8,517,200.00	266,152.45	
		3216EM	TEXAS	KATRINA	500,000.00		
		3261EM	TEXAS	RITA	12,000,000.00		
	2508-MISSIONS-DFA	1604DR	MISSISSIPPI	KATRINA			
	26XX-SUPPLIES & MATERIALS	1602DR	FLORIDA	KATRINA	6,783.00		
		1603DR	LOUISIANA	KATRINA	41,749.00		
		1604DR	MISSISSIPPI	KATRINA	363,693.00	302,730.00	
		1605DR	ALABAMA	KATRINA	21,313.00		
		1606DR	TEXAS	RITA	64,702.00		
CUSTOMS AND BORDER PROTECTION Total					61,373,389.00	6,795,166.08	
CITIBANK	21XX-TRAVEL OF PEOPLE	1603DR	LOUISIANA	KATRINA	23,219,786.20	22,523,086.75	
		1604DR	MISSISSIPPI	KATRINA	19,852,917.54	19,397,376.32	
		1605DR	ALABAMA	KATRINA	5,855,340.97	5,825,847.22	
		1606DR	TEXAS	RITA	5,485,320.04	5,481,770.04	
		1607DR	LOUISIANA	RITA	1,001,842.04	1,001,842.04	
		1609DR	FLORIDA	WILMA	1,002,790.15	532,654.81	
		3215EM	ARKANSAS	KATRINA	1,711.85	1,711.85	
		3216EM	TEXAS	KATRINA	15,561.27	15,561.27	
		3221EM	WEST VIRGINIA	KATRINA	1,331.70	1,331.70	
		3223EM	UTAH	KATRINA	1,171.40	871.40	
		3234EM	SOUTH DAKOTA	KATRINA	677.25		
		3247EM	NORTH DAKOTA	KATRINA	911.85	911.85	
		3248EM	CALIFORNIA	KATRINA	335.68	335.68	
		3253EM	MONTANA	KATRINA	3,160.92	2,796.55	
		25XX-OTHER SERVICES	1603DR	LOUISIANA	KATRINA		
			1605DR	ALABAMA	KATRINA		
			1606DR	TEXAS	RITA		
	1609DR		FLORIDA	WILMA	50,000.00		
	26XX-SUPPLIES & MATERIALS	1603DR	LOUISIANA	KATRINA	412,000.00	342,301.17	
		1604DR	MISSISSIPPI	KATRINA	91,000.00	29,893.34	
		1605DR	ALABAMA	KATRINA	13,000.00	134.44	
		1606DR	TEXAS	RITA	112,500.00	85,424.88	
	CITIBANK Total					57,121,358.86	55,243,851.31
U S DEPARTMENT OF JUSTICE	2501-MISSIONS-FOS	1603DR	LOUISIANA	KATRINA	2,764,600.00		
		1604DR	MISSISSIPPI	KATRINA	2,655,000.00		
		1609DR	FLORIDA	WILMA	45,000.00		
	2507-MISSIONS-TA	1603DR	LOUISIANA	KATRINA	150,000.00		
	2508-MISSIONS-DFA	1603DR	LOUISIANA	KATRINA	45,313,000.00	3,219,744.16	
		1604DR	MISSISSIPPI	KATRINA	4,867,000.00	81,247.05	
U S DEPARTMENT OF JUSTICE Total					55,794,600.00	3,300,991.21	
Grand Total					30,943,448,788.54	18,105,338,924.76	

**FINANCIAL INFORMATION TOOL
FOR HURRICANE KATRINA, RITA, & WILMA DECLARATIONS ONLY
CHRONOLOGICAL LISTING BY DECLARATION OF OBLIGATION TRANSACTIONS GREATER THAN OR EQUAL TO \$50 MILLION (GROSS OF ANY SUBSEQUENT DE-OBLIGATIONS)
AS OF 07-26-2006**

PROG CODE	STATE NAME	TRANS DATE	OBLIGATION NUMBER	VENDOR ALPHA	PROGRAM CATEGORY	OBLIGATIONS	QTY
1603DR	LOUISIANA	8/30/2005	1603DRLAMCOE-MVD 11	US ARMY CORPS OF ENGINEERS	2508-MISSIONS-DIRECT FED ASST (DFA)	50,000,000.00	1
		8/31/2005	1603DRLAMHHS 02	DEPARTMENT OF HEALTH AND HUMAN SERVICE	2501-MISSIONS-FED OPER SUP (FOS)	63,000,000.00	1
		9/3/2005	1603DRLAMCOE-MVD 05	US ARMY CORPS OF ENGINEERS	2508-MISSIONS-DIRECT FED ASST (DFA)	75,000,000.00	1
		9/4/2005	1603DRLAMCOE-MVD 07	US ARMY CORPS OF ENGINEERS	2508-MISSIONS-DIRECT FED ASST (DFA)	1,500,000,000.00	1
		9/5/2005	1603DRLAMDOD 23	DEPARTMENT OF DEFENSE	2501-MISSIONS-FED OPER SUP (FOS)	750,000,000.00	1
		9/6/2005	1603DRLAMDOD 29	DEPARTMENT OF DEFENSE	2501-MISSIONS-FED OPER SUP (FOS)	75,000,000.00	1
			1603DRLAMDOD 30	DEPARTMENT OF DEFENSE	2501-MISSIONS-FED OPER SUP (FOS)	490,000,000.00	1
			1603DRLAMDOD 31	DEPARTMENT OF DEFENSE	2501-MISSIONS-FED OPER SUP (FOS)	150,000,000.00	1
		9/8/2005	1603DRLAMEPA 03	ENVIRONMENTAL PROTECTION AGENCY	2508-MISSIONS-DIRECT FED ASST (DFA)	75,000,000.00	1
			1603DRLATTHP 01	LA OFFICE OF HOMELAND SECURITY &	4141-RENTAL 408(a)	510,000,000.00	1
			1603DRLAMDOD 40	DEPARTMENT OF DEFENSE	2501-MISSIONS-FED OPER SUP (FOS)	65,000,000.00	1
		9/9/2005	1603DRLAP00000001	LA OFFICE OF HOMELAND SECURITY &	416X-PUBLIC ASSISTANCE (PA)	218,823,700.76	1
			1603DRLATTHP 01	LA OFFICE OF HOMELAND SECURITY &	4141-RENTAL 408(a)	600,000,000.00	1
		9/10/2005	1603DRLAMCOE-MVD 21	US ARMY CORPS OF ENGINEERS	2501-MISSIONS-FED OPER SUP (FOS)	200,000,000.00	1
			1603DRLAMUSCG 07	US COAST GUARD	2501-MISSIONS-FED OPER SUP (FOS)	150,000,000.00	2
		9/13/2005	HSFEHQ-05-D-4125	PRECISION HOMES	3199-MH-PURCHASE UNITS-CAPITALIZED	125,000,000.00	1
			1603DRLAP00000001	LA OFFICE OF HOMELAND SECURITY &	416X-PUBLIC ASSISTANCE (PA)	51,293,678.90	1
			HSFEHQ-05-C-4000	GULF STREAM COACH, INC.	3190-MH-PURCHASE UNITS-NON-CAPITALIZED	99,996,000.00	1
		9/15/2005	1603DRLAMUSFS 15	USDA FOREST SERVICE	2501-MISSIONS-FED OPER SUP (FOS)	130,000,000.00	1
			1603DRLAP00000001	LA OFFICE OF HOMELAND SECURITY &	416X-PUBLIC ASSISTANCE (PA)	453,209,070.72	1
		9/16/2005	HSFE06-05-F-6232	CLEARBROOK LLC	3190-MH-PURCHASE UNITS-NON-CAPITALIZED	50,000,000.00	1
		9/17/2005	1603DRLATTHP 01	LA OFFICE OF HOMELAND SECURITY &	4141-RENTAL 408(a)	400,000,000.00	1
		9/21/2005	1603DRLAMDOD 06	DEPARTMENT OF TRANSPORTATION	2508-MISSIONS-DIRECT FED ASST (DFA)	150,000,000.00	1
		9/24/2005	1603DRLAMCOE-MVD 05	US ARMY CORPS OF ENGINEERS	2508-MISSIONS-DIRECT FED ASST (DFA)	100,000,000.00	1
		9/25/2005	1603DRLATTHP 01	LA OFFICE OF HOMELAND SECURITY &	4141-RENTAL 408(a)	1,370,400,000.00	1
		9/26/2005	HSFE04-05-F-7039	DEPARTMENT OF DEFENSE	2660-FOOD & BEVERAGES	62,930,000.00	1
		9/27/2005	HSFEHQ-05-D-4334	MORGAN BUILDINGS & SPAS, INC.	3199-MH-PURCHASE UNITS-CAPITALIZED	83,958,000.00	1
		9/28/2005	HSFEHQ-05-D-4332	CHAMPION HOME BUILDERS CO	3199-MH-PURCHASE UNITS-CAPITALIZED	59,800,000.00	1
		9/29/2005	1603DRLAMDHUD 04	HOUSING & URBAN DEVELOPMENT	2508-MISSIONS-DIRECT FED ASST (DFA)	79,000,000.00	1
		10/2/2005	1603DRLATTHP 01	LA OFFICE OF HOMELAND SECURITY &	4141-RENTAL 408(a)	350,000,000.00	1
		10/3/2005	1603DRLAMEPA 03	ENVIRONMENTAL PROTECTION AGENCY	2508-MISSIONS-DIRECT FED ASST (DFA)	88,000,000.00	1
		10/8/2005	1603DRLATTHP 19	LA OFFICE OF HOMELAND SECURITY &	4149-OTHER NEEDS ASSISTANCE (ONA) AWARDS	100,000,000.00	1
		10/20/2005	1603DRLAMUSCG 09	US COAST GUARD	2508-MISSIONS-DIRECT FED ASST (DFA)	75,000,000.00	1
		10/21/2005	1603DRLAMCOE-MVD 23	US ARMY CORPS OF ENGINEERS	2508-MISSIONS-DIRECT FED ASST (DFA)	200,000,000.00	1
		10/22/2005	HSFEHQ-06-C-0024	AMERICAN RED CROSS	2580-OTHER SERVICE CONTRACTS	110,000,000.00	1
		10/31/2005	1603DRLAP00000001	LA OFFICE OF HOMELAND SECURITY &	416X-PUBLIC ASSISTANCE (PA)	88,802,983.46	1
			HSFEHQ-05-D-0471	FLUOR DANIEL INC	2591-CONTRACT SERVICES-MH	62,160,091.00	1
		11/1/2005	HSFEHQ-06-F-0047	CORPORATE LODGING CONSULTANTS, INC.	2580-OTHER SERVICE CONTRACTS	105,602,464.00	1
		11/5/2005	1603DRLATTHP 01	LA OFFICE OF HOMELAND SECURITY &	4141-RENTAL 408(a)	148,000,000.00	1
			1603DRLATTHP 17	LA OFFICE OF HOMELAND SECURITY &	4147-REPLACEMENT	386,000,000.00	1
			1603DRLATTHP 19	LA OFFICE OF HOMELAND SECURITY &	4149-OTHER NEEDS ASSISTANCE (ONA) AWARDS	361,000,000.00	1
		11/18/2005	1603DRLAMDOL 00	US DEPARTMENT OF LABOR	2503-DISASTER UNEMPLOYMENT (DUA)	55,000,000.00	1
		11/23/2005	1603DRLATTHP 19	LA OFFICE OF HOMELAND SECURITY &	4149-OTHER NEEDS ASSISTANCE (ONA) AWARDS	100,000,000.00	1
		12/5/2005	1603DRLATTHP 19	LA OFFICE OF HOMELAND SECURITY &	4149-OTHER NEEDS ASSISTANCE (ONA) AWARDS	50,000,000.00	1
		12/12/2005	1603DRLAMCOE-MVD 23	US ARMY CORPS OF ENGINEERS	2508-MISSIONS-DIRECT FED ASST (DFA)	199,932,487.70	1
			1603DRLAMUSCG 09	US COAST GUARD	2508-MISSIONS-DIRECT FED ASST (DFA)	75,000,000.00	1
		12/20/2005	HSFE06-06-X-2014	ENVIRONMENTAL PROTECTION AGENCY	2589-INTERAGENCY AGREEMENTS	255,665,898.00	1
		12/23/2005	1603DRLATTHP 19	LA OFFICE OF HOMELAND SECURITY &	4149-OTHER NEEDS ASSISTANCE (ONA) AWARDS	50,000,000.00	1
		12/29/2005	1603DRLATTHP 19	LA OFFICE OF HOMELAND SECURITY &	4149-OTHER NEEDS ASSISTANCE (ONA) AWARDS	75,000,000.00	1
		12/30/2005	1603DRLATTHP 19	LA OFFICE OF HOMELAND SECURITY &	4149-OTHER NEEDS ASSISTANCE (ONA) AWARDS	90,000,000.00	1
		1/6/2006	1603DRLATTHP 01	LA OFFICE OF HOMELAND SECURITY &	4141-RENTAL 408(a)	50,000,000.00	1
		1/7/2006	EMR-2006-GB-0000	GBL'S	2213-MH-TRANSPORTATION-DISASTER	70,000,000.00	1
		1/14/2006	1603DRLATTHP 19	LA OFFICE OF HOMELAND SECURITY &	4149-OTHER NEEDS ASSISTANCE (ONA) AWARDS	100,000,000.00	1
		1/19/2006	1603DRLATTHP 01	LA OFFICE OF HOMELAND SECURITY &	4141-RENTAL 408(a)	60,000,000.00	1
1/30/2006	1603DRLATTHP 01	LA OFFICE OF HOMELAND SECURITY &	4141-RENTAL 408(a)	50,000,000.00	1		
2/7/2006	HSFEHQ-06-F-0047	CORPORATE LODGING CONSULTANTS, INC.	2580-OTHER SERVICE CONTRACTS	52,800,000.00	1		
2/16/2006	HSFEHQ-05-D-0592	CH2M HILL CONSTRUCTORS, INC.	2591-CONTRACT SERVICES-MH	75,178,562.50	1		

PROG CODE	STATE NAME	TRANS DATE	OBLIGATION NUMBER	VENDOR ALPHA	PROGRAM CATEGORY	OBLIGATIONS	QTY
		3/1/2006	HSFEHQ-05-D-0471	FLUOR DANIEL INC	2591-CONTRACT SERVICES-MH	158,488,970.76	1
		3/3/2006	HSFEHQ-05-D-0471	FLUOR DANIEL INC	2591-CONTRACT SERVICES-MH	170,814,779.00	1
		3/15/2006	1603DRLAP00000001	LA OFFICE OF HOMELAND SECURITY &	416X-PUBLIC ASSISTANCE (PA)	55,750,323.10	1
		3/16/2006	1603DRLAMDOL 00	US DEPARTMENT OF LABOR	2503-DISASTER UNEMPLOYMENT (DUA)	91,411,844.00	1
			HSFEHQ-05-D-0573	SHAW ENVIRONMENTAL & INFRASTRUCTURE	2591-CONTRACT SERVICES-MH	139,278,621.00	1
		3/20/2006	1603DRLAP00000001	LA OFFICE OF HOMELAND SECURITY &	416X-PUBLIC ASSISTANCE (PA)	170,571,862.38	2
		3/21/2006	1603DRLAP00000001	LA OFFICE OF HOMELAND SECURITY &	416X-PUBLIC ASSISTANCE (PA)	138,213,467.86	1
		3/23/2006	1603DRLAP00000001	LA OFFICE OF HOMELAND SECURITY &	416X-PUBLIC ASSISTANCE (PA)	76,350,249.12	1
		3/28/2006	1603DRLAP00000001	LA OFFICE OF HOMELAND SECURITY &	416X-PUBLIC ASSISTANCE (PA)	67,986,749.72	1
		3/31/2006	HSFEHQ-05-D-0471	FLUOR DANIEL INC	2591-CONTRACT SERVICES-MH	192,710,167.00	1
		4/26/2006	1603DRLAP00000001	LA OFFICE OF HOMELAND SECURITY &	416X-PUBLIC ASSISTANCE (PA)	66,843,926.55	1
		5/17/2006	HSFEHQ-05-D-0471	FLUOR DANIEL INC	2591-CONTRACT SERVICES-MH	69,900,000.00	1
		5/26/2006	1603DRLAP00000001	LA OFFICE OF HOMELAND SECURITY &	416X-PUBLIC ASSISTANCE (PA)	50,308,768.63	1
			HSFEHQ-05-D-0573	SHAW ENVIRONMENTAL & INFRASTRUCTURE	2591-CONTRACT SERVICES-MH	88,403,625.00	1
		5/30/2006	HSFEHQ-05-C-4040A	NORTH AMERICAN CATASTROPHE SVCS INC	3190-MH-PURCHASE UNITS-NON-CAPITALIZED	50,478,060.06	1
			HSFEHQ-05-C-4041A	GULF STREAM COACH, INC.	3199-MH-PURCHASE UNITS-CAPITALIZED	246,563,713.00	1
		6/8/2006	1603DRLAP00000001	LA OFFICE OF HOMELAND SECURITY &	416X-PUBLIC ASSISTANCE (PA)	204,521,265.91	1
		6/14/2006	1603DRLAP00000001	LA OFFICE OF HOMELAND SECURITY &	416X-PUBLIC ASSISTANCE (PA)	57,570,547.57	1
		6/23/2006	1603DRLAP00000001	LA OFFICE OF HOMELAND SECURITY &	416X-PUBLIC ASSISTANCE (PA)	129,560,715.02	1
		6/29/2006	HSFEHQ-05-D-0471	FLUOR DANIEL INC	2591-CONTRACT SERVICES-MH	195,631,846.00	1
		7/1/2006	1603DRLAMCOE-MVD 07	US ARMY CORPS OF ENGINEERS	2508-MISSIONS-DIRECT FED ASST (DFA)	69,000,000.00	1
		7/12/2006	HSFEHQ-05-D-0573	SHAW ENVIRONMENTAL & INFRASTRUCTURE	2591-CONTRACT SERVICES-MH	185,080,757.00	2
		7/13/2006	1603DRLAP00000001	LA OFFICE OF HOMELAND SECURITY &	416X-PUBLIC ASSISTANCE (PA)	70,121,810.36	1
1604DR	MISSISSIPPI	9/2/2005	1604DRMSMDOD 17	DEPARTMENT OF DEFENSE	2501-MISSIONS-FED OPER SUP (FOS)	220,000,000.00	2
		9/3/2005	1604DRMSMCOE-MVD 16	US ARMY CORPS OF ENGINEERS	2508-MISSIONS-DIRECT FED ASST (DFA)	80,000,000.00	1
			1604DRMSMDOD 19	DEPARTMENT OF DEFENSE	2501-MISSIONS-FED OPER SUP (FOS)	1,000,000,000.00	1
		9/4/2005	1604DRMSMCOE-MVD 11	US ARMY CORPS OF ENGINEERS	2501-MISSIONS-FED OPER SUP (FOS)	80,000,000.00	1
			1604DRMSMGSA 16	GENERAL SERVICES ADMINISTRATION	2501-MISSIONS-FED OPER SUP (FOS)	50,000,000.00	1
		9/5/2005	1604DRMSMCOE-MVD 09	US ARMY CORPS OF ENGINEERS	2508-MISSIONS-DIRECT FED ASST (DFA)	320,000,000.00	1
			1604DRMSMCOE-MVD 10	US ARMY CORPS OF ENGINEERS	2508-MISSIONS-DIRECT FED ASST (DFA)	71,000,000.00	1
			1604DRMSMCOE-MVD 11	US ARMY CORPS OF ENGINEERS	2501-MISSIONS-FED OPER SUP (FOS)	100,000,000.00	1
			1604DRMSMDOT 05	DEPARTMENT OF TRANSPORTATION	2501-MISSIONS-FED OPER SUP (FOS)	90,000,000.00	1
		9/6/2005	1604DRMSTTHP 01	MISSISSIPPI, STATE OF	4141-RENTAL 408(a)	100,000,000.00	1
		9/7/2005	1604DRMSMCOE-MVD 12	US ARMY CORPS OF ENGINEERS	2501-MISSIONS-FED OPER SUP (FOS)	180,000,000.00	1
		9/10/2005	1604DRMSMDOD 19	DEPARTMENT OF DEFENSE	2501-MISSIONS-FED OPER SUP (FOS)	500,000,000.00	1
			1604DRMSMDOD 27	DEPARTMENT OF DEFENSE	2508-MISSIONS-DIRECT FED ASST (DFA)	50,000,000.00	1
			1604DRMSTTHP 01	MISSISSIPPI, STATE OF	4141-RENTAL 408(a)	96,000,000.00	1
		9/11/2005	1604DRMSTTHP 01	MISSISSIPPI, STATE OF	4141-RENTAL 408(a)	100,000,000.00	1
		9/12/2005	1604DRMSTTHP 01	MISSISSIPPI, STATE OF	4141-RENTAL 408(a)	300,000,000.00	1
		9/17/2005	1604DRMSMCOE-MVD 25	US ARMY CORPS OF ENGINEERS	2508-MISSIONS-DIRECT FED ASST (DFA)	50,000,000.00	1
			HSFE04-05-P-7069	AMERICOLD LOGISTICS LLC	2580-OTHER SERVICE CONTRACTS	50,000,000.00	1
		9/18/2005	HSFE04-05-F-7058	DEPARTMENT OF DEFENSE	2660-FOOD & BEVERAGES	69,630,470.00	1
		9/23/2005	1604DRMSP00000001	MISSISSIPPI, STATE OF	416X-PUBLIC ASSISTANCE (PA)	105,160,104.73	1
		9/27/2005	1604DRMSTTHP 01	MISSISSIPPI, STATE OF	4141-RENTAL 408(a)	365,018,400.00	1
		10/8/2005	1604DRMSTTHP 01	MISSISSIPPI, STATE OF	4141-RENTAL 408(a)	150,000,000.00	1
		10/9/2005	1604DRMSMCOE-MVD 10	US ARMY CORPS OF ENGINEERS	2508-MISSIONS-DIRECT FED ASST (DFA)	56,000,000.00	1
		10/10/2005	1604DRMSTTHP 19	MISSISSIPPI, STATE OF	4149-OTHER NEEDS ASSISTANCE (ONA) AWARDS	50,000,000.00	1
		10/16/2005	1604DRMSMCOE-MVD 09	US ARMY CORPS OF ENGINEERS	2508-MISSIONS-DIRECT FED ASST (DFA)	300,000,000.00	1
		10/22/2005	HSFEHQ-05-D-0572	BECHTEL NATIONAL, INC.	2591-CONTRACT SERVICES-MH	135,191,336.50	1
			HSFEHQ-06-C-0024	AMERICAN RED CROSS	2580-OTHER SERVICE CONTRACTS	52,500,000.00	1
		11/1/2005	HSFEHQ-06-F-0047	CORPORATE LODGING CONSULTANTS, INC.	2580-OTHER SERVICE CONTRACTS	50,401,176.00	1
		11/22/2005	1604DRMSTTHP 19	MISSISSIPPI, STATE OF	4149-OTHER NEEDS ASSISTANCE (ONA) AWARDS	50,000,000.00	1
		12/15/2005	HSFEHQ-05-D-0572	BECHTEL NATIONAL, INC.	2591-CONTRACT SERVICES-MH	67,535,156.00	1
		12/19/2005	HSFEHQ-05-C-4155	CMH MANUFACTURING, INC.	3199-MH-PURCHASE UNITS-CAPITALIZED	60,935,395.00	1
		12/23/2005	HSFEHQ-05-D-0572	BECHTEL NATIONAL, INC.	2591-CONTRACT SERVICES-MH	78,801,663.50	1
		1/27/2006	1604DRMSMCOE-MVD 09	US ARMY CORPS OF ENGINEERS	2508-MISSIONS-DIRECT FED ASST (DFA)	100,000,000.00	1
		3/18/2006	1604DRMSMCOE-MVD 09	US ARMY CORPS OF ENGINEERS	2508-MISSIONS-DIRECT FED ASST (DFA)	200,000,000.00	1
		4/6/2006	1604DRMSMUSCG 12	US COAST GUARD	2508-MISSIONS-DIRECT FED ASST (DFA)	200,000,000.00	1
		4/10/2006	1604DRMSP00000001	MISSISSIPPI, STATE OF	416X-PUBLIC ASSISTANCE (PA)	58,530,355.47	1
		5/25/2006	1604DRMSMCOE-MVD 09	US ARMY CORPS OF ENGINEERS	2508-MISSIONS-DIRECT FED ASST (DFA)	50,000,000.00	1
		5/31/2006	HSFEHQ-05-C-4000A	GULF STREAM COACH, INC.	3199-MH-PURCHASE UNITS-CAPITALIZED	218,000,000.00	1
			HSFEHQ-05-C-4039A	MORGAN BUILDINGS & SPAS, INC.	3199-MH-PURCHASE UNITS-CAPITALIZED	218,000,000.00	1
1605DR	ALABAMA	9/10/2005	HSFEHQ-05-C-4039	MORGAN BUILDINGS & SPAS, INC.	3199-MH-PURCHASE UNITS-CAPITALIZED	202,512,500.00	2
			HSFEHQ-05-D-4125	PRECISION HOMES	3199-MH-PURCHASE UNITS-CAPITALIZED	98,965,000.00	1
		9/12/2005	HSFEHQ-05-C-4041	GULF STREAM COACH, INC.	3199-MH-PURCHASE UNITS-CAPITALIZED	246,875,000.00	1

PROG CODE	STATE NAME	TRANS DATE	OBLIGATION NUMBER	VENDOR ALPHA	PROGRAM CATEGORY	OBLIGATIONS	QTY
		9/13/2005	HSFEHQ-05-C-4000	GULF STREAM COACH, INC.	3190-MH-PURCHASE UNITS-NON-CAPITALIZED	99,068,500.00	1
		9/16/2005	HSFEHQ-05-C-4040	NORTH AMERICAN CATASTROPHE SVCS INC	3199-MH-PURCHASE UNITS-CAPITALIZED	51,400,000.00	1
		9/24/2005	1605DRALTTTHP 01	AL EMERGENCY MANAGEMENT AGENCY	4141-RENTAL 408(a)	83,709,000.00	1
		9/29/2005	1605DRALMCOE-SAD 09	US ARMY CORPS OF ENGINEERS	2508-MISSIONS-DIRECT FED ASST (DFA)	90,000,000.00	1
		9/30/2005	HSFEHQ-05-C-4128	BOURGET'S OF THE SOUTH, LLC	3190-MH-PURCHASE UNITS-NON-CAPITALIZED	88,500,000.00	1
1606DR	TEXAS	9/28/2005	1606DRTXMUSFS 02	USDA FOREST SERVICE	2501-MISSIONS-FED OPER SUP (FOS)	124,000,000.00	1
			1606DRTXTTHP 01	TX DEPARTMENT OF PUBLIC SAFETY	4141-RENTAL 408(a)	60,320,000.00	1
		9/29/2005	1606DRTXTTHP 01	TX DEPARTMENT OF PUBLIC SAFETY	4141-RENTAL 408(a)	105,000,000.00	1
			1606DRTXTTHP 19	TX DEPARTMENT OF PUBLIC SAFETY	4149-OTHER NEEDS ASSISTANCE (ONA) AWARDS	100,000,000.00	1
		9/30/2005	1606DRTXTTHP 01	TX DEPARTMENT OF PUBLIC SAFETY	4141-RENTAL 408(a)	150,000,899.00	1
		10/3/2005	1606DRTXTTHP 01	TX DEPARTMENT OF PUBLIC SAFETY	4141-RENTAL 408(a)	447,000,000.00	1
			1606DRTXTTHP 04	TX DEPARTMENT OF PUBLIC SAFETY	4143-REPAIRS	100,000,000.00	1
			1606DRTXTTHP 19	TX DEPARTMENT OF PUBLIC SAFETY	4149-OTHER NEEDS ASSISTANCE (ONA) AWARDS	200,000,000.00	1
		10/7/2005	1606DRTXIOTH	TX DEPARTMENT OF PUBLIC SAFETY	4154-OTHER NEEDS ASSISTANCE (ONA) GRANTS	200,000,000.00	1
		11/4/2005	1606DRTXMCOE-SWD 09	US ARMY CORPS OF ENGINEERS	2508-MISSIONS-DIRECT FED ASST (DFA)	65,000,000.00	1
1607DR	LOUISIANA	9/28/2005	1607DRLATTHP 01	LA OFFICE OF HOMELAND SECURITY &	4141-RENTAL 408(a)	75,000,000.00	1
		9/30/2005	1607DRLATTHP 01	LA OFFICE OF HOMELAND SECURITY &	4141-RENTAL 408(a)	250,000,000.00	1
		10/7/2005	1607DRLAMCOE-MVD 07	US ARMY CORPS OF ENGINEERS	2508-MISSIONS-DIRECT FED ASST (DFA)	138,000,000.00	1
			1607DRLAMCOE-MVD 09	US ARMY CORPS OF ENGINEERS	2508-MISSIONS-DIRECT FED ASST (DFA)	80,000,000.00	1
		12/16/2005	1607DRLAMCOE-MVD 09	US ARMY CORPS OF ENGINEERS	2508-MISSIONS-DIRECT FED ASST (DFA)	113,000,000.00	1
		12/20/2005	HSFE06-06-X-2014	ENVIRONMENTAL PROTECTION AGENCY	2580-OTHER SERVICE CONTRACTS	100,686,039.00	1
1609DR	FLORIDA	10/26/2005	HSFE04-06-F-7706	DEPARTMENT OF DEFENSE	2660-FOOD & BEVERAGES	60,000,000.00	1
		10/27/2005	1609DRFLTTHP 01	FLORIDA BUREAU OF DISASTER	4141-RENTAL 408(a)	60,000,000.00	1
		11/2/2005	1609DRFLTTHP 19	FLORIDA BUREAU OF DISASTER	4149-OTHER NEEDS ASSISTANCE (ONA) AWARDS	100,000,000.00	1
		11/3/2005	1609DRFLMCOE-SAD 13	US ARMY CORPS OF ENGINEERS	2508-MISSIONS-DIRECT FED ASST (DFA)	75,000,000.00	1
		11/4/2005	1609DRFLMCOE-SAD 12	US ARMY CORPS OF ENGINEERS	2508-MISSIONS-DIRECT FED ASST (DFA)	50,000,000.00	1
		11/30/2005	1609DRFLTTHP 19	FLORIDA BUREAU OF DISASTER	4149-OTHER NEEDS ASSISTANCE (ONA) AWARDS	50,000,000.00	1
		12/1/2005	1609DRFLP00000001	FLORIDA BUREAU OF DISASTER	416X-PUBLIC ASSISTANCE (PA)	52,039,385.68	1
		12/8/2005	1609DRFLP00000001	FLORIDA BUREAU OF DISASTER	416X-PUBLIC ASSISTANCE (PA)	187,265,936.45	1
		1/24/2006	1609DRFLP00000001	FLORIDA BUREAU OF DISASTER	416X-PUBLIC ASSISTANCE (PA)	65,491,147.19	1
		3216EM	TEXAS	11/11/2005	3216EMTXP00000001	TX DEPARTMENT OF PUBLIC SAFETY	416X-PUBLIC ASSISTANCE (PA)

FINANCIAL INFORMATION TOOL
FOR HURRICANE KATRINA, RITA, & WILMA DECLARATIONS ONLY
FEMA CREDIT CARDS ONLY *

AS OF 07-26-2006

VENDOR ALPHA	PROGRAM NAME	OBLIGATIONS	EXPENDITURES
BANK ONE DBA JPMORGAN CHASE BANK	21XX-TRAVEL OF PEOPLE		
	25XX-OTHER SERVICES	833,313.01	613,030.50
	26XX-SUPPLIES & MATERIALS	7,115,608.28	3,062,938.49
BANK ONE DBA JPMORGAN CHASE BANK Total		7,948,921.29	3,675,968.99
CITIBANK	21XX-TRAVEL OF PEOPLE	56,442,858.86	54,786,097.48
	25XX-OTHER SERVICES	50,000.00	
	26XX-SUPPLIES & MATERIALS	628,500.00	457,753.83
CITIBANK Total		57,121,358.86	55,243,851.31
US BANK	21XX-TRAVEL OF PEOPLE	648,559.95	50,354.41
	22XX-TRANSPORT OF THINGS	95,853.02	8,138.46
	23XX-RENT, COMM, UTILITIES	2,556,987.55	566,901.16
	24XX-PRINT & REPRO	2,200,039.92	815,671.16
	25XX-OTHER SERVICES	6,381,688.30	2,541,746.31
	26XX-SUPPLIES & MATERIALS	43,550,326.12	19,156,796.24
	31XX-EQUIPMENT	17,394,558.28	8,092,884.06
	MANUFACTURED HOUSING	266,500.00	54,051.41
US BANK Total		73,094,513.14	31,286,543.21
Grand Total		138,164,793.29	90,206,363.51

NAME OF CARD	PURPOSE/USES
BANK ONE DBA JPMORGAN CHASE BANK	Fleetcard for fuel, oil, etc for government vehicles
CITIBANK	Centrally billed travel
US BANK	FEMA Purchase card

* Does not include Individually Billed Travel (IBT) Credit Cards that are issued to FEMA Travelers

FINANCIAL INFORMATION TOOL
FOR HURRICANE KATRINA, RITA, & WILMA DECLARATIONS ONLY
FEMA CREDIT CARDS ONLY *
AS OF 07-26-2006

PROG CODE	STATE NAME	EVENT NAME	VENDOR ALPHA	PROGRAM NAME	OBLIGATIONS	EXPENDITURES	
1602DR	FLORIDA	KATRINA	US BANK	22XX-TRANSPORT OF THINGS	5,000.00	140.00	
				23XX-RENT, COMM, UTILITIES	1,600.00	1,510.00	
				24XX-PRINT & REPRO	10,500.00		
				25XX-OTHER SERVICES	10,000.00	4,304.18	
				26XX-SUPPLIES & MATERIALS	77,560.70	40,848.05	
				31XX-EQUIPMENT	89,500.00	26,622.00	
				1602DR Total			
1603DR	LOUISIANA	KATRINA	BANK ONE DBA JPMORGAN CHASE BANK	26XX-SUPPLIES & MATERIALS	3,754,770.80	911,957.52	
				CITIBANK	21XX-TRAVEL OF PEOPLE	23,219,786.20	22,523,086.75
			US BANK	25XX-OTHER SERVICES			
				26XX-SUPPLIES & MATERIALS	412,000.00	342,301.17	
				21XX-TRAVEL OF PEOPLE	83,100.00	20,797.49	
				22XX-TRANSPORT OF THINGS	40,103.00	100.00	
				23XX-RENT, COMM, UTILITIES	1,501,094.89	335,415.68	
				24XX-PRINT & REPRO	476,580.70	45,444.29	
				25XX-OTHER SERVICES	3,563,784.30	1,525,682.01	
				26XX-SUPPLIES & MATERIALS	20,715,072.59	6,950,674.09	
				31XX-EQUIPMENT	7,773,178.20	2,845,961.30	
				MANUFACTURED HOUSING	50,000.00	37,369.51	
				1603DR Total			
1604DR	MISSISSIPPI	KATRINA	BANK ONE DBA JPMORGAN CHASE BANK	25XX-OTHER SERVICES	283,500.00	272,000.00	
				26XX-SUPPLIES & MATERIALS	748,296.67	390,017.93	
			CITIBANK	21XX-TRAVEL OF PEOPLE	19,852,917.54	19,397,376.32	
				26XX-SUPPLIES & MATERIALS	91,000.00	29,893.34	
			US BANK	21XX-TRAVEL OF PEOPLE	40,898.90	3,226.41	
				22XX-TRANSPORT OF THINGS	6,100.00	696.00	
				23XX-RENT, COMM, UTILITIES	324,480.44	147,461.09	
				24XX-PRINT & REPRO	841,064.64	342,152.24	
				25XX-OTHER SERVICES	1,268,779.20	760,539.70	
				26XX-SUPPLIES & MATERIALS	9,465,901.64	5,799,793.13	
				31XX-EQUIPMENT	5,981,397.79	4,313,528.80	
				MANUFACTURED HOUSING	216,500.00	16,681.90	
				1604DR Total			
1605DR	ALABAMA	KATRINA		BANK ONE DBA JPMORGAN CHASE BANK	25XX-OTHER SERVICES	549,603.01	340,821.54
					26XX-SUPPLIES & MATERIALS	1,117,000.00	1,091,092.67
			CITIBANK	21XX-TRAVEL OF PEOPLE	5,855,340.97	5,825,847.22	
				25XX-OTHER SERVICES			
			US BANK	26XX-SUPPLIES & MATERIALS	13,000.00	134.44	
				21XX-TRAVEL OF PEOPLE	27,561.05	3,561.05	
				22XX-TRANSPORT OF THINGS	1,050.02	1,050.02	
				23XX-RENT, COMM, UTILITIES	39,000.00	21,505.00	
				24XX-PRINT & REPRO	189,892.00	109,493.27	
				25XX-OTHER SERVICES	169,801.93	50,885.93	
				26XX-SUPPLIES & MATERIALS	2,999,267.88	1,944,615.45	
				31XX-EQUIPMENT	907,174.89	558,240.54	
				1605DR Total			
1606DR	TEXAS	RITA		BANK ONE DBA JPMORGAN CHASE BANK	21XX-TRAVEL OF PEOPLE		
					26XX-SUPPLIES & MATERIALS	615,000.00	150,618.02
			CITIBANK	21XX-TRAVEL OF PEOPLE	5,485,320.04	5,481,770.04	
				25XX-OTHER SERVICES			
			US BANK	26XX-SUPPLIES & MATERIALS	112,500.00	85,424.88	
				21XX-TRAVEL OF PEOPLE	400,000.00		
				22XX-TRANSPORT OF THINGS	25,000.00	1,781.84	
				23XX-RENT, COMM, UTILITIES	76,513.22	18,954.74	

PROG CODE	STATE NAME	EVENT NAME	VENDOR ALPHA	PROGRAM NAME	OBLIGATIONS	EXPENDITURES
				24XX-PRINT & REPRO	299,555.00	153,657.05
				25XX-OTHER SERVICES	290,606.87	112,062.99
				26XX-SUPPLIES & MATERIALS	1,897,739.57	818,973.99
				31XX-EQUIPMENT	458,508.30	117,919.62
1606DR Total					9,660,743.00	6,941,163.17
1607DR	LOUISIANA	RITA	BANK ONE DBA JPMORGAN CHASE BANK	26XX-SUPPLIES & MATERIALS	310,524.00	200,518.44
			CITIBANK	21XX-TRAVEL OF PEOPLE	1,001,842.04	1,001,842.04
			US BANK	21XX-TRAVEL OF PEOPLE	40,000.00	20,000.00
				23XX-RENT, COMM, UTILITIES	501,400.00	12,522.00
				24XX-PRINT & REPRO	239,000.00	70,837.57
				25XX-OTHER SERVICES	842,262.58	31,979.24
				26XX-SUPPLIES & MATERIALS	6,989,368.00	2,817,946.00
				31XX-EQUIPMENT	1,737,655.14	53,347.55
				MANUFACTURED HOUSING		
1607DR Total					11,662,051.76	4,208,992.84
1609DR	FLORIDA	WILMA	BANK ONE DBA JPMORGAN CHASE BANK	21XX-TRAVEL OF PEOPLE		
				25XX-OTHER SERVICES	210.00	208.96
				26XX-SUPPLIES & MATERIALS	568,516.81	317,233.91
			CITIBANK	21XX-TRAVEL OF PEOPLE	1,002,790.15	532,654.81
				25XX-OTHER SERVICES	50,000.00	
			US BANK	21XX-TRAVEL OF PEOPLE	56,000.00	2,563.06
				22XX-TRANSPORT OF THINGS		
				23XX-RENT, COMM, UTILITIES	46,720.00	17,011.62
				24XX-PRINT & REPRO	88,321.80	47,463.95
				25XX-OTHER SERVICES	168,157.46	43,039.58
				26XX-SUPPLIES & MATERIALS	901,122.85	504,577.70
				31XX-EQUIPMENT	226,563.04	38,554.60
1609DR Total					3,108,402.11	1,503,308.19
3212EM	LOUISIANA	KATRINA	US BANK	26XX-SUPPLIES & MATERIALS	2,000.00	1,284.11
3212EM Total					2,000.00	1,284.11
3215EM	ARKANSAS	KATRINA	CITIBANK	21XX-TRAVEL OF PEOPLE	1,711.85	1,711.85
			US BANK	21XX-TRAVEL OF PEOPLE	1,000.00	206.40
				22XX-TRANSPORT OF THINGS	8,600.00	2,420.00
				23XX-RENT, COMM, UTILITIES	7,391.50	3,241.50
				24XX-PRINT & REPRO	2,779.05	2,234.46
				25XX-OTHER SERVICES	2,870.00	1,125.00
				26XX-SUPPLIES & MATERIALS	79,640.53	51,201.97
				31XX-EQUIPMENT	17,279.02	9,741.91
3215EM Total					121,271.95	71,883.09
3216EM	TEXAS	KATRINA	BANK ONE DBA JPMORGAN CHASE BANK	26XX-SUPPLIES & MATERIALS		
			CITIBANK	21XX-TRAVEL OF PEOPLE	15,561.27	15,561.27
			US BANK	22XX-TRANSPORT OF THINGS	10,000.00	1,950.60
				23XX-RENT, COMM, UTILITIES	8,787.50	4,546.11
				24XX-PRINT & REPRO	31,554.44	23,596.04
				25XX-OTHER SERVICES	15,425.96	11,537.29
				26XX-SUPPLIES & MATERIALS	271,829.53	197,038.79
				31XX-EQUIPMENT	113,301.90	90,591.92
3216EM Total					466,460.60	344,822.02
3219EM	OKLAHOMA	KATRINA	US BANK	23XX-RENT, COMM, UTILITIES		
				24XX-PRINT & REPRO	755.65	755.65
				25XX-OTHER SERVICES		
				26XX-SUPPLIES & MATERIALS		
				31XX-EQUIPMENT		
3219EM Total					755.65	755.65
3221EM	WEST VIRGINIA	KATRINA	CITIBANK	21XX-TRAVEL OF PEOPLE	1,331.70	1,331.70
			US BANK	26XX-SUPPLIES & MATERIALS	94.45	94.45
3221EM Total					1,426.15	1,426.15
3223EM	UTAH	KATRINA	CITIBANK	21XX-TRAVEL OF PEOPLE	1,171.40	871.40
			US BANK	26XX-SUPPLIES & MATERIALS	4,000.00	
3223EM Total					5,171.40	871.40
3224EM	COLORADO	KATRINA	US BANK	26XX-SUPPLIES & MATERIALS	4,000.00	1,729.21

PROG CODE	STATE NAME	EVENT NAME	VENDOR ALPHA	PROGRAM NAME	OBLIGATIONS	EXPENDITURES
3224EM Total					4,000.00	1,729.21
3225EM	MICHIGAN	KATRINA	US BANK	26XX-SUPPLIES & MATERIALS	2,000.00	711.67
3225EM Total					2,000.00	711.67
3227EM	WASHINGTON	KATRINA	US BANK	26XX-SUPPLIES & MATERIALS	112.64	112.64
3227EM Total					112.64	112.64
3229EM	NEW MEXICO	KATRINA	US BANK	23XX-RENT, COMM, UTILITIES		
				24XX-PRINT & REPRO	36.64	36.64
				25XX-OTHER SERVICES		
				26XX-SUPPLIES & MATERIALS	115.74	15.74
				31XX-EQUIPMENT		
3229EM Total					152.38	52.38
3232EM	MISSOURI	KATRINA	US BANK	26XX-SUPPLIES & MATERIALS	5,000.00	4,328.05
3232EM Total					5,000.00	4,328.05
3234EM	SOUTH DAKOTA	KATRINA	CITIBANK	21XX-TRAVEL OF PEOPLE	677.25	
3234EM Total					677.25	
3247EM	NORTH DAKOTA	KATRINA	CITIBANK	21XX-TRAVEL OF PEOPLE	911.85	911.85
3247EM Total					911.85	911.85
3248EM	CALIFORNIA	KATRINA	CITIBANK	21XX-TRAVEL OF PEOPLE	335.68	335.68
3248EM Total					335.68	335.68
3253EM	MONTANA	KATRINA	CITIBANK	21XX-TRAVEL OF PEOPLE	3,160.92	2,796.55
3253EM Total					3,160.92	2,796.55
3261EM	TEXAS	RITA	BANK ONE DBA JPMORGAN CHASE BANK	26XX-SUPPLIES & MATERIALS	1,500.00	1,500.00
			US BANK	23XX-RENT, COMM, UTILITIES	50,000.00	4,733.42
				24XX-PRINT & REPRO	20,000.00	20,000.00
				25XX-OTHER SERVICES	50,000.00	590.39
				26XX-SUPPLIES & MATERIALS	135,500.00	22,851.20
				31XX-EQUIPMENT	90,000.00	38,375.82
3261EM Total					347,000.00	88,050.83
Grand Total					138,164,793.29	90,206,363.51

NAME OF CARD	PURPOSE/USES
BANK ONE DBA JPMORGAN CHASE BANK	Fleetcard for fuel, oil, etc for government vehicles
CITIBANK	Centrally billed travel
US BANK	FEMA Purchase card

* Does not include Individually Billed Travel (IBT) Credit Cards that are issued to FEMA Travelers

Agencies Reporting Credit Card Costs and Purchases

July 26, 2006

DHS AGENCIES	DATE REPORT RECEIVED	OBLIGATIONS	EXPENDITURES
BTS			
CBP			
FLETC	10/31/2005	180,246.86	156,339.74
IAIP			
ICE	7/25/2006	958,125.29	825,375.09
NCS			
OCFO	10/25/2005	7.88	7.88
OSLGCP			
S&T	1/10/2006	100,000.00	0.00
TSA	11/1/2005	0.00	458,317.69
USCG			
USCIS	11/8/2005	0.00	0.00
USSS	11/22/2005	0.00	0.00
TOTAL		\$ 1,238,380.03	\$ 1,440,040.40

Zeros indicate the agency reported that it had no obligations and/or expenditures as of the date indicated. Blanks indicate the agency did not submit a report.

**Other Federal Agencies Reporting Credit Card
Costs And Purchases
July 26, 2006**

OTHER FEDERAL AGENCIES	DATE REPORT RECEIVED	OBLIGATIONS	EXPENDITURES
AID	7/25/2006	743.00	743.00
ARC			
CDC			
CNCS			
COE	7/24/2006	2,911,598.35	4,689,497.14
DHUD	7/14/2006	110,846.00	88,398.00
DOC			
DOD			
DOE			
DOED			
DOI	7/18/2006	8,817,737.95	2,265,672.44
DOL	5/8/2006	395,123.52	368,034.75
DOS	12/7/2005	0.00	0.00
DOT			
EEOC	1/17/2006	0.00	14,394.00
EPA	1/16/2006		999,845.66
FAA			
FCC			
FCSIC			
FMSHRC	11/1/2005	0.00	0.00
GSA	7/18/2006	333,097.20	331,845.50
HHS			
MSPB			
NARA	11/8/2005	5,024.36	481.65
NASA			
NCPC			
NCUA			

OTHER FEDERAL AGENCIES	DATE REPORT RECEIVED	OBLIGATIONS	EXPENDITURES
NGA			
NLRB	12/20/2005	0.00	13,863.60
NOAA			
NRC	1/6/2006	0.00	0.00
NSF	11/4/2005	0.00	0.00
OPM			
OSHA	7/19/2006	191,953.36	191,953.36
RRB	11/7/2005	0.00	0.00
SBA	1/4/2006	0.00	0.00
SEC			
SSA			
TREAS			
TVA	11/10/2005		0.00
USDA	5/12/2006	470,124.04	25,306,979.96
USDJ	7/11/2006	0.00	1,131,714.65
USPC			
USPHS	11/14/2005	0.00	0.00
USPS			
VA	2/1/2006	802,971.76	802,971.76
TOTAL		\$14,039,219.54	\$36,206,395.47

Only Other Federal Agencies reporting data or zeros are included in this report. Zeros indicate the agency reported that it had no obligations and/or expenditures as of the date indicated. Blanks indicate the agency did not submit a report.

FINANCIAL INFORMATION TOOL
FOR HURRICANE KATRINA, RITA, & WILMA DECLARATIONS ONLY

AS OF 07-26-2006

PROGRAM AREA	ALLOCATIONS	OBLIGATIONS	EXPENDITURES
1-HUMAN SERVICES	15,986,766,790	14,610,265,842	12,780,530,292
2-INFRASTRUCTURE	7,583,660,112	7,419,752,457	3,995,207,735
3-MITIGATION	83,389,212	70,595,455	9,934,965
4-OPERATIONS	6,009,900,127	5,903,044,019	629,563,189
5-ADMINISTRATION	7,458,443,403	6,909,654,969	3,499,941,028
Grand Total	37,122,159,643	34,913,312,743	20,915,177,209

FINANCIAL INFORMATION TOOL
FOR HURRICANE KATRINA, RITA, & WILMA DECLARATIONS ONLY

AS OF 07-26-2006

PROGRAM AREA	PROGRAM NAME	ALLOCATIONS	OBLIGATIONS	EXPENDITURES
1-HUMAN SERVICES	2503-UNEMPLOYMENT	452,677,112	437,778,945	437,498,945
	2504-CRISIS COUNSELING-NIMH	75,325,199	25,842,532	25,842,532
	2576-LEGAL SERVICES	286,675	199,167	132,267
	2592-INSPECTIONS	318,319,366	283,422,670	202,185,320
	4149-OTHER NEEDS ASSISTANCE	2,135,420,625	2,111,420,048	2,060,654,424
	414X-HOUSING ASSISTANCE	5,158,005,237	5,151,085,068	5,118,982,348
	4152-CRISIS COUNSELING-SCC	44,057,383	42,547,547	23,640,636
	4154-OTHER NEEDS ASSISTANCE	72,380,000	71,880,000	69,798,005
	MANUFACTURED HOUSING	7,730,295,192	6,486,089,866	4,841,795,816
1-HUMAN SERVICES Total		15,986,766,790	14,610,265,842	12,780,530,292
2-INFRASTRUCTURE	2594-INSPECTIONS	488,839,035	392,419,202	312,719,889
	416X-PUBLIC ASSISTANCE	7,094,821,077	7,027,333,255	3,682,487,846
2-INFRASTRUCTURE Total		7,583,660,112	7,419,752,457	3,995,207,735
3-MITIGATION	2593-INSPECTIONS	46,047,170	33,253,413	9,545,852
	4173-HAZARD MITIGATION	37,342,042	37,342,042	389,113
3-MITIGATION Total		83,389,212	70,595,455	9,934,965
4-OPERATIONS	2507-MISSIONS-TA	28,755,756	27,637,256	3,958,009
	2508-MISSIONS-DFA	5,981,144,371	5,875,406,763	625,605,180
4-OPERATIONS Total		6,009,900,127	5,903,044,019	629,563,189
5-ADMINISTRATION	11XX-SALARIES & BENEFITS	459,259,701	443,745,572	443,745,572
	21XX-TRAVEL	266,600,484	256,871,312	240,277,284
	22XX-TRANSPORTION	63,410,775	55,849,684	41,117,323
	23XX-RENT, COMM, UTILITIES	327,593,104	282,591,396	207,712,136
	24XX-PRINT & REPRO	7,217,433	5,882,480	2,323,074
	2501-MISSIONS-FOS	2,751,275,318	2,744,993,425	645,692,150
	25XX-OTHER SERVICES	2,545,523,807	2,171,429,123	1,271,286,973
	26XX-SUPPLIES & MATERIALS	690,269,569	641,000,830	432,496,508
	31XX-EQUIPMENT	229,429,825	194,437,383	169,240,169
	32XX-LAND & STRUCTURES	14,051,691	9,414,275	6,919,867
	4101-URBAN SEARCH & RESCUE	103,811,696	103,439,490	39,129,973
5-ADMINISTRATION Total		7,458,443,403	6,909,654,969	3,499,941,028
Grand Total		37,122,159,643	34,913,312,743	20,915,177,209

FINANCIAL INFORMATION TOOL
FOR HURRICANE KATRINA, RITA, & WILMA DECLARATIONS ONLY

AS OF 07-26-2006

PROG CODE	STATE NAME	EVENT NAME	DECLARED	ALLOCATIONS	OBLIGATIONS	EXPENDITURES
1602DR	FLORIDA	KATRINA	8/28/2005	194,972,238	190,238,868	133,451,247
1603DR	LOUISIANA	KATRINA	8/29/2005	19,277,567,121	18,161,597,469	11,262,167,574
1604DR	MISSISSIPPI	KATRINA	8/29/2005	9,447,903,730	8,829,113,301	4,710,705,355
1605DR	ALABAMA	KATRINA	8/29/2005	1,156,293,776	1,105,212,326	818,312,325
1606DR	TEXAS	RITA	9/24/2005	2,074,247,199	1,930,725,876	1,246,530,953
1607DR	LOUISIANA	RITA	9/24/2005	1,836,749,961	1,696,152,952	967,209,397
1609DR	FLORIDA	WILMA	10/24/2005	2,172,325,080	2,082,434,577	1,144,124,142
3212EM	LOUISIANA	KATRINA	8/27/2005	8,508,058	8,508,058	763,194
3213EM	MISSISSIPPI	KATRINA	8/28/2005	2,622,585	2,622,585	157,517
3214EM	ALABAMA	KATRINA	8/28/2005	84,454	84,454	52,976
3215EM	ARKANSAS	KATRINA	9/2/2005	54,220,925	54,170,174	48,251,430
3216EM	TEXAS	KATRINA	9/2/2005	597,813,351	579,656,282	462,784,902
3217EM	TENNESSEE	KATRINA	9/5/2005	29,088,363	27,685,333	25,965,582
3218EM	GEORGIA	KATRINA	9/5/2005	20,952,767	17,029,650	9,400,317
3219EM	OKLAHOMA	KATRINA	9/5/2005	14,427,223	12,648,715	11,883,114
3220EM	FLORIDA	KATRINA	9/5/2005	9,202,272	7,848,091	2,270,288
3221EM	WEST VIRGINIA	KATRINA	9/5/2005	744,811	711,735	698,828
3222EM	NORTH CAROLINA	KATRINA	9/5/2005	2,002,261	1,982,869	1,782,097
3223EM	UTAH	KATRINA	9/5/2005	1,620,647	1,591,994	1,381,680
3224EM	COLORADO	KATRINA	9/5/2005	14,245,710	14,135,502	14,084,372
3225EM	MICHIGAN	KATRINA	9/7/2005	2,523,594	2,130,663	1,150,359
3226EM	DISTRICT OF COLUMBIA	KATRINA	9/7/2005	1,939,371	1,890,551	54,053
3227EM	WASHINGTON	KATRINA	9/7/2005	3,425,079	3,370,277	353,698
3228EM	OREGON	KATRINA	9/7/2005	2,092,300	2,085,339	629,287
3229EM	NEW MEXICO	KATRINA	9/7/2005	2,246,335	1,696,640	203,181
3230EM	ILLINOIS	KATRINA	9/7/2005	2,668,696	1,758,132	1,265,488
3231EM	KENTUCKY	KATRINA	9/10/2005	4,309,961	4,269,366	1,670,893
3232EM	MISSOURI	KATRINA	9/10/2005	2,675,895	2,597,789	653,506
3233EM	SOUTH CAROLINA	KATRINA	9/10/2005	3,657,004	3,549,938	3,508,102
3234EM	SOUTH DAKOTA	KATRINA	9/10/2005	294,422	273,761	221,684
3235EM	PENNSYLVANIA	KATRINA	9/10/2005	3,044,425	2,899,726	2,285,264
3236EM	KANSAS	KATRINA	9/10/2005	163,387	163,255	154,120
3237EM	ALABAMA	KATRINA	9/10/2005	4,000,000	3,840,416	2,808,524
3238EM	INDIANA	KATRINA	9/10/2005	4,150,856	3,932,398	38,546
3239EM	IOWA	KATRINA	9/10/2005	237,895	228,257	221,289

PROG CODE	STATE NAME	EVENT NAME	DECLARED	ALLOCATIONS	OBLIGATIONS	EXPENDITURES
3240EM	VIRGINIA	KATRINA	9/12/2005	724,010	702,490	533,325
3241EM	ARIZONA	KATRINA	9/12/2005	7,549,848	7,511,581	5,143,243
3242EM	MINNESOTA	KATRINA	9/13/2005	15,024,450	3,851,729	981,368
3243EM	NEVADA	KATRINA	9/13/2005	1,317,219	1,002,532	774,542
3244EM	IDAHO	KATRINA	9/13/2005	619,837	594,243	153,195
3245EM	NEBRASKA	KATRINA	9/13/2005	211,402	211,402	75,147
3246EM	CONNECTICUT	KATRINA	9/13/2005	1,043,301	720,381	23,725
3247EM	NORTH DAKOTA	KATRINA	9/13/2005	65,732	51,069	25,726
3248EM	CALIFORNIA	KATRINA	9/13/2005	903,320	672,702	645,562
3249EM	WISCONSIN	KATRINA	9/13/2005	3,525,965	2,971,325	869,666
3250EM	OHIO	KATRINA	9/13/2005	2,543,530	2,491,579	1,883,928
3251EM	MARYLAND	KATRINA	9/13/2005	1,743,876	1,649,442	1,186,817
3252EM	MASSACHUSETTS	KATRINA	9/13/2005	6,185,196	5,930,370	5,601,680
3253EM	MONTANA	KATRINA	9/13/2005	442,856	432,158	151,188
3255EM	RHODE ISLAND	KATRINA	9/19/2005	1,524,708	1,153,615	943,324
3256EM	MAINE	KATRINA	9/19/2005	106,000	57,276	51,276
3257EM	NEW JERSEY	KATRINA	9/19/2005	201,343	180,886	176,912
3258EM	NEW HAMPSHIRE	KATRINA	9/19/2005	106,000	15,887	9,979
3259EM	FLORIDA	RITA	9/20/2005	10,390,801	10,212,657	5,272,973
3260EM	LOUISIANA	RITA	9/21/2005	275,000	275,000	
3261EM	TEXAS	RITA	9/21/2005	111,869,341	111,737,592	12,064,082
3262EM	NEW YORK	KATRINA	9/30/2005	2,613,314	1,948,778	1,318,404
3263EM	DELAWARE	KATRINA	9/30/2005	150,841	100,729	95,862
Grand Total				37,122,159,643	34,913,312,743	20,915,177,209

FINANCIAL INFORMATION TOOL
FOR HURRICANE KATRINA, RITA, & WILMA DECLARATIONS ONLY

AS OF 07-26-2006

EVENT NAME	STATE NAME	PROG CODE	DECLARED	ALLOCATIONS	OBLIGATIONS	EXPENDITURES
KATRINA	ALABAMA	1605DR	8/29/2005	1,156,293,776	1,105,212,326	818,312,325
		3214EM	8/28/2005	84,454	84,454	52,976
		3237EM	9/10/2005	4,000,000	3,840,416	2,808,524
	ARIZONA	3241EM	9/12/2005	7,549,848	7,511,581	5,143,243
	ARKANSAS	3215EM	9/2/2005	54,220,925	54,170,174	48,251,430
	CALIFORNIA	3248EM	9/13/2005	903,320	672,702	645,562
	COLORADO	3224EM	9/5/2005	14,245,710	14,135,502	14,084,372
	CONNECTICUT	3246EM	9/13/2005	1,043,301	720,381	23,725
	DELAWARE	3263EM	9/30/2005	150,841	100,729	95,862
	DISTRICT OF COLUMBIA	3226EM	9/7/2005	1,939,371	1,890,551	54,053
	FLORIDA	1602DR	8/28/2005	194,972,238	190,238,868	133,451,247
		3220EM	9/5/2005	9,202,272	7,848,091	2,270,288
	GEORGIA	3218EM	9/5/2005	20,952,767	17,029,650	9,400,317
	IDAHO	3244EM	9/13/2005	619,837	594,243	153,195
	ILLINOIS	3230EM	9/7/2005	2,668,696	1,758,132	1,265,488
	INDIANA	3238EM	9/10/2005	4,150,856	3,932,398	38,546
	IOWA	3239EM	9/10/2005	237,895	228,257	221,289
	KANSAS	3236EM	9/10/2005	163,387	163,255	154,120
	KENTUCKY	3231EM	9/10/2005	4,309,961	4,269,366	1,670,893
	LOUISIANA	1603DR	8/29/2005	19,277,567,121	18,161,597,469	11,262,167,574
		3212EM	8/27/2005	8,508,058	8,508,058	763,194
	MAINE	3256EM	9/19/2005	106,000	57,276	51,276
	MARYLAND	3251EM	9/13/2005	1,743,876	1,649,442	1,186,817
	MASSACHUSETTS	3252EM	9/13/2005	6,185,196	5,930,370	5,601,680
	MICHIGAN	3225EM	9/7/2005	2,523,594	2,130,663	1,150,359
	MINNESOTA	3242EM	9/13/2005	15,024,450	3,851,729	981,368
	MISSISSIPPI	1604DR	8/29/2005	9,447,903,730	8,829,113,301	4,710,705,355
		3213EM	8/28/2005	2,622,585	2,622,585	157,517
	MISSOURI	3232EM	9/10/2005	2,675,895	2,597,789	653,506
	MONTANA	3253EM	9/13/2005	442,856	432,158	151,188
	NEBRASKA	3245EM	9/13/2005	211,402	211,402	75,147
	NEVADA	3243EM	9/13/2005	1,317,219	1,002,532	774,542
	NEW HAMPSHIRE	3258EM	9/19/2005	106,000	15,887	9,979
	NEW JERSEY	3257EM	9/19/2005	201,343	180,886	176,912
	NEW MEXICO	3229EM	9/7/2005	2,246,335	1,696,640	203,181
	NEW YORK	3262EM	9/30/2005	2,613,314	1,948,778	1,318,404
	NORTH CAROLINA	3222EM	9/5/2005	2,002,261	1,982,869	1,782,097
	NORTH DAKOTA	3247EM	9/13/2005	65,732	51,069	25,726
	OHIO	3250EM	9/13/2005	2,543,530	2,491,579	1,883,928
	OKLAHOMA	3219EM	9/5/2005	14,427,223	12,648,715	11,883,114
	OREGON	3228EM	9/7/2005	2,092,300	2,085,339	629,287
	PENNSYLVANIA	3235EM	9/10/2005	3,044,425	2,899,726	2,285,264

EVENT NAME	STATE NAME	PROG CODE	DECLARED	ALLOCATIONS	OBLIGATIONS	EXPENDITURES
	RHODE ISLAND	3255EM	9/19/2005	1,524,708	1,153,615	943,324
	SOUTH CAROLINA	3233EM	9/10/2005	3,657,004	3,549,938	3,508,102
	SOUTH DAKOTA	3234EM	9/10/2005	294,422	273,761	221,684
	TENNESSEE	3217EM	9/5/2005	29,088,363	27,685,333	25,965,582
	TEXAS	3216EM	9/2/2005	597,813,351	579,656,282	462,784,902
	UTAH	3223EM	9/5/2005	1,620,647	1,591,994	1,381,680
	VIRGINIA	3240EM	9/12/2005	724,010	702,490	533,325
	WASHINGTON	3227EM	9/7/2005	3,425,079	3,370,277	353,698
	WEST VIRGINIA	3221EM	9/5/2005	744,811	711,735	698,828
	WISCONSIN	3249EM	9/13/2005	3,525,965	2,971,325	869,666
KATRINA Total				30,916,302,262	29,081,774,089	17,539,975,662
RITA	FLORIDA	3259EM	9/20/2005	10,390,801	10,212,657	5,272,973
	LOUISIANA	1607DR	9/24/2005	1,836,749,961	1,696,152,952	967,209,397
		3260EM	9/21/2005	275,000	275,000	
	TEXAS	1606DR	9/24/2005	2,074,247,199	1,930,725,876	1,246,530,953
		3261EM	9/21/2005	111,869,341	111,737,592	12,064,082
RITA Total				4,033,532,301	3,749,104,077	2,231,077,405
WILMA	FLORIDA	1609DR	10/24/2005	2,172,325,080	2,082,434,577	1,144,124,142
WILMA Total				2,172,325,080	2,082,434,577	1,144,124,142
Grand Total				37,122,159,643	34,913,312,743	20,915,177,209

FINANCIAL INFORMATION TOOL
FOR HURRICANE KATRINA, RITA, & WILMA DECLARATIONS ONLY

AS OF 07-26-2006

STATE NAME	EVENT NAME	PROG CODE	DECLARED	ALLOCATIONS	OBLIGATIONS	EXPENDITURES
ALABAMA	KATRINA	1605DR	8/29/2005	1,156,293,776	1,105,212,326	818,312,325
		3214EM	8/28/2005	84,454	84,454	52,976
		3237EM	9/10/2005	4,000,000	3,840,416	2,808,524
ALABAMA Total				1,160,378,230	1,109,137,196	821,173,824
ARIZONA	KATRINA	3241EM	9/12/2005	7,549,848	7,511,581	5,143,243
ARIZONA Total				7,549,848	7,511,581	5,143,243
ARKANSAS	KATRINA	3215EM	9/2/2005	54,220,925	54,170,174	48,251,430
ARKANSAS Total				54,220,925	54,170,174	48,251,430
CALIFORNIA	KATRINA	3248EM	9/13/2005	903,320	672,702	645,562
CALIFORNIA Total				903,320	672,702	645,562
COLORADO	KATRINA	3224EM	9/5/2005	14,245,710	14,135,502	14,084,372
COLORADO Total				14,245,710	14,135,502	14,084,372
CONNECTICUT	KATRINA	3246EM	9/13/2005	1,043,301	720,381	23,725
CONNECTICUT Total				1,043,301	720,381	23,725
DELAWARE	KATRINA	3263EM	9/30/2005	150,841	100,729	95,862
DELAWARE Total				150,841	100,729	95,862
DISTRICT OF COLUMBIA	KATRINA	3226EM	9/7/2005	1,939,371	1,890,551	54,053
DISTRICT OF COLUMBIA Total				1,939,371	1,890,551	54,053
FLORIDA	KATRINA	1602DR	8/28/2005	194,972,238	190,238,868	133,451,247
		3220EM	9/5/2005	9,202,272	7,848,091	2,270,288
	RITA	3259EM	9/20/2005	10,390,801	10,212,657	5,272,973
	WILMA	1609DR	10/24/2005	2,172,325,080	2,082,434,577	1,144,124,142
FLORIDA Total				2,386,890,390	2,290,734,194	1,285,118,650
GEORGIA	KATRINA	3218EM	9/5/2005	20,952,767	17,029,650	9,400,317
GEORGIA Total				20,952,767	17,029,650	9,400,317
IDAHO	KATRINA	3244EM	9/13/2005	619,837	594,243	153,195
IDAHO Total				619,837	594,243	153,195
ILLINOIS	KATRINA	3230EM	9/7/2005	2,668,696	1,758,132	1,265,488
ILLINOIS Total				2,668,696	1,758,132	1,265,488
INDIANA	KATRINA	3238EM	9/10/2005	4,150,856	3,932,398	38,546
INDIANA Total				4,150,856	3,932,398	38,546
IOWA	KATRINA	3239EM	9/10/2005	237,895	228,257	221,289
IOWA Total				237,895	228,257	221,289
KANSAS	KATRINA	3236EM	9/10/2005	163,387	163,255	154,120
KANSAS Total				163,387	163,255	154,120
KENTUCKY	KATRINA	3231EM	9/10/2005	4,309,961	4,269,366	1,670,893
KENTUCKY Total				4,309,961	4,269,366	1,670,893
LOUISIANA	KATRINA	1603DR	8/29/2005	19,277,567,121	18,161,597,469	11,262,167,574
		3212EM	8/27/2005	8,508,058	8,508,058	763,194
	RITA	1607DR	9/24/2005	1,836,749,961	1,696,152,952	967,209,397
	3260EM	9/21/2005	275,000	275,000		

STATE NAME	EVENT NAME	PROG CODE	DECLARED	ALLOCATIONS	OBLIGATIONS	EXPENDITURES
LOUISIANA Total				21,123,100,140	19,866,533,480	12,230,140,165
MAINE	KATRINA	3256EM	9/19/2005	106,000	57,276	51,276
MAINE Total				106,000	57,276	51,276
MARYLAND	KATRINA	3251EM	9/13/2005	1,743,876	1,649,442	1,186,817
MARYLAND Total				1,743,876	1,649,442	1,186,817
MASSACHUSETTS	KATRINA	3252EM	9/13/2005	6,185,196	5,930,370	5,601,680
MASSACHUSETTS Total				6,185,196	5,930,370	5,601,680
MICHIGAN	KATRINA	3225EM	9/7/2005	2,523,594	2,130,663	1,150,359
MICHIGAN Total				2,523,594	2,130,663	1,150,359
MINNESOTA	KATRINA	3242EM	9/13/2005	15,024,450	3,851,729	981,368
MINNESOTA Total				15,024,450	3,851,729	981,368
MISSISSIPPI	KATRINA	1604DR	8/29/2005	9,447,903,730	8,829,113,301	4,710,705,355
		3213EM	8/28/2005	2,622,585	2,622,585	157,517
MISSISSIPPI Total				9,450,526,315	8,831,735,886	4,710,862,872
MISSOURI	KATRINA	3232EM	9/10/2005	2,675,895	2,597,789	653,506
MISSOURI Total				2,675,895	2,597,789	653,506
MONTANA	KATRINA	3253EM	9/13/2005	442,856	432,158	151,188
MONTANA Total				442,856	432,158	151,188
NEBRASKA	KATRINA	3245EM	9/13/2005	211,402	211,402	75,147
NEBRASKA Total				211,402	211,402	75,147
NEVADA	KATRINA	3243EM	9/13/2005	1,317,219	1,002,532	774,542
NEVADA Total				1,317,219	1,002,532	774,542
NEW HAMPSHIRE	KATRINA	3258EM	9/19/2005	106,000	15,887	9,979
NEW HAMPSHIRE Total				106,000	15,887	9,979
NEW JERSEY	KATRINA	3257EM	9/19/2005	201,343	180,886	176,912
NEW JERSEY Total				201,343	180,886	176,912
NEW MEXICO	KATRINA	3229EM	9/7/2005	2,246,335	1,696,640	203,181
NEW MEXICO Total				2,246,335	1,696,640	203,181
NEW YORK	KATRINA	3262EM	9/30/2005	2,613,314	1,948,778	1,318,404
NEW YORK Total				2,613,314	1,948,778	1,318,404
NORTH CAROLINA	KATRINA	3222EM	9/5/2005	2,002,261	1,982,869	1,782,097
NORTH CAROLINA Total				2,002,261	1,982,869	1,782,097
NORTH DAKOTA	KATRINA	3247EM	9/13/2005	65,732	51,069	25,726
NORTH DAKOTA Total				65,732	51,069	25,726
OHIO	KATRINA	3250EM	9/13/2005	2,543,530	2,491,579	1,883,928
OHIO Total				2,543,530	2,491,579	1,883,928
OKLAHOMA	KATRINA	3219EM	9/5/2005	14,427,223	12,648,715	11,883,114
OKLAHOMA Total				14,427,223	12,648,715	11,883,114
OREGON	KATRINA	3228EM	9/7/2005	2,092,300	2,085,339	629,287
OREGON Total				2,092,300	2,085,339	629,287
PENNSYLVANIA	KATRINA	3235EM	9/10/2005	3,044,425	2,899,726	2,285,264
PENNSYLVANIA Total				3,044,425	2,899,726	2,285,264
RHODE ISLAND	KATRINA	3255EM	9/19/2005	1,524,708	1,153,615	943,324
RHODE ISLAND Total				1,524,708	1,153,615	943,324
SOUTH CAROLINA	KATRINA	3233EM	9/10/2005	3,657,004	3,549,938	3,508,102
SOUTH CAROLINA Total				3,657,004	3,549,938	3,508,102
SOUTH DAKOTA	KATRINA	3234EM	9/10/2005	294,422	273,761	221,684

STATE NAME	EVENT NAME	PROG CODE	DECLARED	ALLOCATIONS	OBLIGATIONS	EXPENDITURES
SOUTH DAKOTA Total				294,422	273,761	221,684
TENNESSEE	KATRINA	3217EM	9/5/2005	29,088,363	27,685,333	25,965,582
TENNESSEE Total				29,088,363	27,685,333	25,965,582
TEXAS	KATRINA	3216EM	9/2/2005	597,813,351	579,656,282	462,784,902
	RITA	1606DR	9/24/2005	2,074,247,199	1,930,725,876	1,246,530,953
		3261EM	9/21/2005	111,869,341	111,737,592	12,064,082
TEXAS Total				2,783,929,891	2,622,119,749	1,721,379,937
UTAH	KATRINA	3223EM	9/5/2005	1,620,647	1,591,994	1,381,680
UTAH Total				1,620,647	1,591,994	1,381,680
VIRGINIA	KATRINA	3240EM	9/12/2005	724,010	702,490	533,325
VIRGINIA Total				724,010	702,490	533,325
WASHINGTON	KATRINA	3227EM	9/7/2005	3,425,079	3,370,277	353,698
WASHINGTON Total				3,425,079	3,370,277	353,698
WEST VIRGINIA	KATRINA	3221EM	9/5/2005	744,811	711,735	698,828
WEST VIRGINIA Total				744,811	711,735	698,828
WISCONSIN	KATRINA	3249EM	9/13/2005	3,525,965	2,971,325	869,666
WISCONSIN Total				3,525,965	2,971,325	869,666
Grand Total				37,122,159,643	34,913,312,743	20,915,177,209

**FINANCIAL INFORMATION TOOL
FOR HURRICANE KATRINA, RITA, & WILMA DECLARATIONS ONLY**

AS OF 07-26-2006

PROG CODE	STATE NAME	EVENT NAME	DECLARED	PROGRAM AREA	ALLOCATIONS	OBLIGATIONS	EXPENDITURES
1602DR	FLORIDA	KATRINA	8/28/2005	2-INFRASTRUCTURE 4-OPERATIONS 5-ADMINISTRATION	162,558,474 10,000 32,403,764	162,623,366 10,000 27,605,502	120,500,943 12,950,304
1602DR Total					194,972,238	190,238,868	133,451,247
1603DR	LOUISIANA	KATRINA	8/29/2005	1-HUMAN SERVICES 2-INFRASTRUCTURE 3-MITIGATION 4-OPERATIONS 5-ADMINISTRATION	10,007,673,838 3,200,032,497 13,702,216 3,079,007,833 2,977,150,737	9,276,686,230 3,130,401,300 9,435,815 3,078,793,127 2,666,280,998	8,039,973,584 1,432,279,745 3,552,518 285,586,037 1,500,775,689
1603DR Total					19,277,567,121	18,161,597,469	11,262,167,574
1604DR	MISSISSIPPI	KATRINA	8/29/2005	1-HUMAN SERVICES 2-INFRASTRUCTURE 3-MITIGATION 4-OPERATIONS 5-ADMINISTRATION	3,422,687,457 1,600,279,260 21,232,743 1,709,712,910 2,693,991,360	2,900,973,093 1,578,548,901 18,000,546 1,708,769,909 2,622,820,852	2,498,412,798 717,579,178 2,411,644 171,693,454 1,320,608,282
1604DR Total					9,447,903,730	8,829,113,301	4,710,705,355
1605DR	ALABAMA	KATRINA	8/29/2005	1-HUMAN SERVICES 2-INFRASTRUCTURE 3-MITIGATION 4-OPERATIONS 5-ADMINISTRATION	661,060,502 100,426,362 9,357,861 181,500,000 203,949,052	629,733,283 99,722,227 9,249,131 171,500,000 195,007,684	576,898,846 71,480,878 849,985 51,889,953 117,192,664
1605DR Total					1,156,293,776	1,105,212,326	818,312,325
1606DR	TEXAS	RITA	9/24/2005	1-HUMAN SERVICES 2-INFRASTRUCTURE 3-MITIGATION 4-OPERATIONS 5-ADMINISTRATION	844,749,938 335,380,900 32,817,865 236,200,000 625,098,496	792,032,474 327,943,774 28,406,678 235,501,600 546,841,349	715,894,028 246,005,879 644,177 24,295,989 259,690,881
1606DR Total					2,074,247,199	1,930,725,876	1,246,530,953
1607DR	LOUISIANA	RITA	9/24/2005	1-HUMAN SERVICES 2-INFRASTRUCTURE 3-MITIGATION 4-OPERATIONS 5-ADMINISTRATION	556,557,574 327,564,097 5,278,527 520,636,000 426,713,763	556,557,049 327,309,281 4,568,487 425,636,000 382,082,135	543,559,777 163,995,832 2,134,249 91,545,813 165,973,725
1607DR Total					1,836,749,961	1,696,152,952	967,209,397
1609DR	FLORIDA	WILMA	10/24/2005	1-HUMAN SERVICES 2-INFRASTRUCTURE 3-MITIGATION 4-OPERATIONS 5-ADMINISTRATION	494,037,481 1,090,691,806 1,000,000 234,028,384 352,567,409	454,283,712 1,067,259,030 934,797 234,028,384 325,928,655	405,791,259 637,490,794 342,391 3,215,158 97,284,540
1609DR Total					2,172,325,080	2,082,434,577	1,144,124,142
3212EM	LOUISIANA	KATRINA	8/27/2005	2-INFRASTRUCTURE 4-OPERATIONS 5-ADMINISTRATION	 1,500,000 7,008,058	 1,500,000 7,008,058	 2,096 761,098
3212EM Total					8,508,058	8,508,058	763,194
3213EM	MISSISSIPPI	KATRINA	8/28/2005	2-INFRASTRUCTURE 4-OPERATIONS 5-ADMINISTRATION	 2,622,585	 2,622,585	 157,517
3213EM Total					2,622,585	2,622,585	157,517

PROG CODE	STATE NAME	EVENT NAME	DECLARED	PROGRAM AREA	ALLOCATIONS	OBLIGATIONS	EXPENDITURES
3214EM	ALABAMA	KATRINA	8/28/2005	2-INFRASTRUCTURE 4-OPERATIONS 5-ADMINISTRATION	84,454	84,454	52,976
3214EM Total					84,454	84,454	52,976
3215EM	ARKANSAS	KATRINA	9/2/2005	2-INFRASTRUCTURE 4-OPERATIONS 5-ADMINISTRATION	46,325,491 3,500,000 4,395,434	46,325,886 3,500,000 4,344,288	44,618,279 3,633,151
3215EM Total					54,220,925	54,170,174	48,251,430
3216EM	TEXAS	KATRINA	9/2/2005	2-INFRASTRUCTURE 4-OPERATIONS 5-ADMINISTRATION	538,450,699 37,690,000 21,672,652	522,776,555 37,690,000 19,189,727	452,229,384 1,334,689 9,220,829
3216EM Total					597,813,351	579,656,282	462,784,902
3217EM	TENNESSEE	KATRINA	9/5/2005	2-INFRASTRUCTURE 4-OPERATIONS 5-ADMINISTRATION	29,000,000 5,000 83,363	27,596,970 5,000 83,363	25,884,219 81,363
3217EM Total					29,088,363	27,685,333	25,965,582
3218EM	GEORGIA	KATRINA	9/5/2005	2-INFRASTRUCTURE 5-ADMINISTRATION	20,900,000 52,767	16,976,883 52,767	9,399,550 767
3218EM Total					20,952,767	17,029,650	9,400,317
3219EM	OKLAHOMA	KATRINA	9/5/2005	2-INFRASTRUCTURE 5-ADMINISTRATION	14,250,313 176,910	12,486,777 161,938	11,733,780 149,334
3219EM Total					14,427,223	12,648,715	11,883,114
3220EM	FLORIDA	KATRINA	9/5/2005	2-INFRASTRUCTURE 5-ADMINISTRATION	9,200,000 2,272	7,845,819 2,272	2,268,015 2,272
3220EM Total					9,202,272	7,848,091	2,270,288
3221EM	WEST VIRGINIA	KATRINA	9/5/2005	2-INFRASTRUCTURE 5-ADMINISTRATION	621,000 123,811	608,244 103,490	595,338 103,490
3221EM Total					744,811	711,735	698,828
3222EM	NORTH CAROLINA	KATRINA	9/5/2005	2-INFRASTRUCTURE 5-ADMINISTRATION	2,000,000 2,261	1,980,608 2,261	1,781,837 261
3222EM Total					2,002,261	1,982,869	1,782,097
3223EM	UTAH	KATRINA	9/5/2005	2-INFRASTRUCTURE 4-OPERATIONS 5-ADMINISTRATION	1,538,849 81,798	1,528,849 63,146	1,333,020 48,660
3223EM Total					1,620,647	1,591,994	1,381,680
3224EM	COLORADO	KATRINA	9/5/2005	2-INFRASTRUCTURE 4-OPERATIONS 5-ADMINISTRATION	13,597,030 648,680	13,534,963 600,539	13,500,827 583,545
3224EM Total					14,245,710	14,135,502	14,084,372
3225EM	MICHIGAN	KATRINA	9/7/2005	2-INFRASTRUCTURE 5-ADMINISTRATION	1,920,000 603,594	1,703,588 427,075	779,201 371,157
3225EM Total					2,523,594	2,130,663	1,150,359
3226EM	DISTRICT OF COLUMBIA	KATRINA	9/7/2005	2-INFRASTRUCTURE 5-ADMINISTRATION	1,838,568 100,803	1,836,498 54,053	54,053
3226EM Total					1,939,371	1,890,551	54,053
3227EM	WASHINGTON	KATRINA	9/7/2005	2-INFRASTRUCTURE 5-ADMINISTRATION	2,998,033 427,046	2,998,031 372,246	353,698
3227EM Total					3,425,079	3,370,277	353,698
3228EM	OREGON	KATRINA	9/7/2005	2-INFRASTRUCTURE 5-ADMINISTRATION	2,047,247 45,053	2,047,243 38,096	597,770 31,516
3228EM Total					2,092,300	2,085,339	629,287
3229EM	NEW MEXICO	KATRINA	9/7/2005	2-INFRASTRUCTURE 5-ADMINISTRATION	2,139,828 106,507	1,626,508 70,132	136,820 66,361
3229EM Total					2,246,335	1,696,640	203,181

PROG CODE	STATE NAME	EVENT NAME	DECLARED	PROGRAM AREA	ALLOCATIONS	OBLIGATIONS	EXPENDITURES
3230EM	ILLINOIS	KATRINA	9/7/2005	2-INFRASTRUCTURE 5-ADMINISTRATION	2,418,578 250,118	1,537,652 220,480	1,083,019 182,468
3230EM Total					2,668,696	1,758,132	1,265,488
3231EM	KENTUCKY	KATRINA	9/10/2005	2-INFRASTRUCTURE 5-ADMINISTRATION	4,300,000 9,961	4,259,405 9,961	1,662,933 7,961
3231EM Total					4,309,961	4,269,366	1,670,893
3232EM	MISSOURI	KATRINA	9/10/2005	2-INFRASTRUCTURE 5-ADMINISTRATION	2,005,000 670,895	1,958,975 638,815	34,900 618,606
3232EM Total					2,675,895	2,597,789	653,506
3233EM	SOUTH CAROLINA	KATRINA	9/10/2005	2-INFRASTRUCTURE 5-ADMINISTRATION	3,614,915 42,089	3,507,849 42,089	3,468,013 40,089
3233EM Total					3,657,004	3,549,938	3,508,102
3234EM	SOUTH DAKOTA	KATRINA	9/10/2005	2-INFRASTRUCTURE 5-ADMINISTRATION	261,722 32,700	261,676 12,086	211,332 10,352
3234EM Total					294,422	273,761	221,684
3235EM	PENNSYLVANIA	KATRINA	9/10/2005	2-INFRASTRUCTURE 5-ADMINISTRATION	2,779,000 265,425	2,640,649 259,078	2,028,427 256,836
3235EM Total					3,044,425	2,899,726	2,285,264
3236EM	KANSAS	KATRINA	9/10/2005	2-INFRASTRUCTURE 5-ADMINISTRATION	163,200 187	163,069 187	153,933 187
3236EM Total					163,387	163,255	154,120
3237EM	ALABAMA	KATRINA	9/10/2005	2-INFRASTRUCTURE 4-OPERATIONS 5-ADMINISTRATION	3,000,000 1,000,000	2,840,416 1,000,000	2,808,524
3237EM Total					4,000,000	3,840,416	2,808,524
3238EM	INDIANA	KATRINA	9/10/2005	2-INFRASTRUCTURE 5-ADMINISTRATION	4,127,992 22,864	3,930,006 2,392	36,250 2,297
3238EM Total					4,150,856	3,932,398	38,546
3239EM	IOWA	KATRINA	9/10/2005	2-INFRASTRUCTURE 5-ADMINISTRATION	222,618 15,278	222,618 5,639	215,650 5,639
3239EM Total					237,895	228,257	221,289
3240EM	VIRGINIA	KATRINA	9/12/2005	2-INFRASTRUCTURE 5-ADMINISTRATION	593,100 130,910	592,846 109,644	423,680 109,644
3240EM Total					724,010	702,490	533,325
3241EM	ARIZONA	KATRINA	9/12/2005	2-INFRASTRUCTURE 5-ADMINISTRATION	5,292,410 2,257,438	5,266,403 2,245,178	4,905,710 237,532
3241EM Total					7,549,848	7,511,581	5,143,243
3242EM	MINNESOTA	KATRINA	9/13/2005	2-INFRASTRUCTURE 5-ADMINISTRATION	15,000,000 24,450	3,850,126 1,603	981,368
3242EM Total					15,024,450	3,851,729	981,368
3243EM	NEVADA	KATRINA	9/13/2005	2-INFRASTRUCTURE 5-ADMINISTRATION	1,000,000 317,219	705,623 296,909	495,059 279,483
3243EM Total					1,317,219	1,002,532	774,542
3244EM	IDAHO	KATRINA	9/13/2005	2-INFRASTRUCTURE 5-ADMINISTRATION	584,137 35,700	584,134 10,108	143,336 9,860
3244EM Total					619,837	594,243	153,195
3245EM	NEBRASKA	KATRINA	9/13/2005	2-INFRASTRUCTURE 5-ADMINISTRATION	210,100 1,302	210,100 1,302	73,846 1,302
3245EM Total					211,402	211,402	75,147
3246EM	CONNECTICUT	KATRINA	9/13/2005	2-INFRASTRUCTURE 5-ADMINISTRATION	1,000,000 43,301	682,938 37,443	23,725
3246EM Total					1,043,301	720,381	23,725
3247EM	NORTH DAKOTA	KATRINA	9/13/2005	2-INFRASTRUCTURE 5-ADMINISTRATION	23,747 41,985	23,747 27,322	25,726

PROG CODE	STATE NAME	EVENT NAME	DECLARED	PROGRAM AREA	ALLOCATIONS	OBLIGATIONS	EXPENDITURES
3247EM Total					65,732	51,069	25,726
3248EM	CALIFORNIA	KATRINA	9/13/2005	2-INFRASTRUCTURE 5-ADMINISTRATION	200,000 703,320	1,289 671,413	645,562
3248EM Total					903,320	672,702	645,562
3249EM	WISCONSIN	KATRINA	9/13/2005	2-INFRASTRUCTURE 5-ADMINISTRATION	3,501,228 24,737	2,970,100 1,225	868,441 1,225
3249EM Total					3,525,965	2,971,325	869,666
3250EM	OHIO	KATRINA	9/13/2005	2-INFRASTRUCTURE 5-ADMINISTRATION	2,518,180 25,350	2,491,579	1,883,928
3250EM Total					2,543,530	2,491,579	1,883,928
3251EM	MARYLAND	KATRINA	9/13/2005	2-INFRASTRUCTURE 5-ADMINISTRATION	1,637,550 106,326	1,566,521 82,921	1,103,896 82,921
3251EM Total					1,743,876	1,649,442	1,186,817
3252EM	MASSACHUSETTS	KATRINA	9/13/2005	2-INFRASTRUCTURE 5-ADMINISTRATION	5,750,000 435,196	5,543,391 386,979	5,221,767 379,913
3252EM Total					6,185,196	5,930,370	5,601,680
3253EM	MONTANA	KATRINA	9/13/2005	2-INFRASTRUCTURE 5-ADMINISTRATION	400,000 42,856	397,372 34,786	117,810 33,378
3253EM Total					442,856	432,158	151,188
3255EM	RHODE ISLAND	KATRINA	9/19/2005	2-INFRASTRUCTURE 5-ADMINISTRATION	1,500,000 24,708	1,131,503 22,112	927,088 16,236
3255EM Total					1,524,708	1,153,615	943,324
3256EM	MAINE	KATRINA	9/19/2005	2-INFRASTRUCTURE 5-ADMINISTRATION	100,000 6,000	51,276 6,000	51,276
3256EM Total					106,000	57,276	51,276
3257EM	NEW JERSEY	KATRINA	9/19/2005	2-INFRASTRUCTURE 5-ADMINISTRATION	120,026 81,317	120,026 60,860	116,692 60,220
3257EM Total					201,343	180,886	176,912
3258EM	NEW HAMPSHIRE	KATRINA	9/19/2005	2-INFRASTRUCTURE 5-ADMINISTRATION	100,000 6,000	9,887 6,000	9,887 92
3258EM Total					106,000	15,887	9,979
3259EM	FLORIDA	RITA	9/20/2005	2-INFRASTRUCTURE 4-OPERATIONS 5-ADMINISTRATION	9,100,000 10,000 1,280,801	8,921,857 10,000 1,280,801	5,203,714 69,260
3259EM Total					10,390,801	10,212,657	5,272,973
3260EM	LOUISIANA	RITA	9/21/2005	2-INFRASTRUCTURE 4-OPERATIONS 5-ADMINISTRATION	100,000 175,000	100,000 175,000	
3260EM Total					275,000	275,000	
3261EM	TEXAS	RITA	9/21/2005	2-INFRASTRUCTURE 4-OPERATIONS 5-ADMINISTRATION	6,015,000 5,000,000 100,854,341	5,883,251 5,000,000 100,854,341	5,668,990 6,395,092
3261EM Total					111,869,341	111,737,592	12,064,082
3262EM	NEW YORK	KATRINA	9/30/2005	2-INFRASTRUCTURE 5-ADMINISTRATION	2,259,214 354,100	1,644,588 304,190	1,021,557 296,847
3262EM Total					2,613,314	1,948,778	1,318,404
3263EM	DELAWARE	KATRINA	9/30/2005	2-INFRASTRUCTURE 5-ADMINISTRATION	101,941 48,900	100,286 443	95,419 443
3263EM Total					150,841	100,729	95,862
Grand Total					37,122,159,643	34,913,312,743	20,915,177,209

FINANCIAL INFORMATION TOOL
FOR HURRICANE KATRINA, RITA, & WILMA DECLARATIONS ONLY
AS OF 07-26-2006

PROG CODE	STATE NAME	EVENT NAME	DECLARED	PROGRAM AREA	PROGRAM NAME	ALLOCATIONS	OBLIGATIONS	EXPENDITURES					
1602DR	FLORIDA	KATRINA	8/28/2005	2-INFRASTRUCTURE	2594-INSPECTIONS	7,922,400	8,471,000	7,350,767					
					416X-PUBLIC ASSISTANCE	154,636,074	154,152,366	113,150,176					
				2-INFRASTRUCTURE Total						162,558,474	162,623,366	120,500,943	
				4-OPERATIONS	2507-MISSIONS-TA	10,000	10,000						
					2508-MISSIONS-DFA								
				4-OPERATIONS Total						10,000	10,000		
				5-ADMINISTRATION	11XX-SALARIES & BENEFITS	2,533,231	2,336,848	2,336,848					
					21XX-TRAVEL	2,086,994	2,077,069	1,763,832					
					22XX-TRANSPORTION	586,000	525,020	37,899					
					23XX-RENT, COMM, UTILITIES	1,677,662	1,381,875	1,341,431					
					24XX-PRINT & REPRO	20,000	10,500						
					2501-MISSIONS-FOS	19,187,425	15,195,925	7,274,754					
					25XX-OTHER SERVICES	5,924,696	5,744,696	123,000					
					26XX-SUPPLIES & MATERIALS	236,256	239,000	40,848					
					31XX-EQUIPMENT	151,500	94,570	31,692					
					5-ADMINISTRATION Total						32,403,764	27,605,502	12,950,304
				1602DR Total						194,972,238	190,238,868	133,451,247	
1603DR	LOUISIANA	KATRINA	8/29/2005	1-HUMAN SERVICES	2503-UNEMPLOYMENT	321,511,035	320,361,035	320,361,035					
					2504-CRISIS COUNSELING-NIMH	15,753,102	4,042,584	4,042,584					
					2576-LEGAL SERVICES	231,900	144,900	78,000					
					2592-INSPECTIONS	106,029,344	100,816,279	68,611,672					
					4149-OTHER NEEDS ASSISTANCE	1,454,402,251	1,454,402,173	1,432,678,070					
					414X-HOUSING ASSISTANCE	3,153,463,785	3,153,564,565	3,146,848,246					
					4152-CRISIS COUNSELING-SCC	25,179,686	24,780,349	12,616,138					
					MANUFACTURED HOUSING	4,931,102,734	4,218,574,345	3,054,737,840					
					1-HUMAN SERVICES Total						10,007,673,838	9,276,686,230	8,039,973,584
					2-INFRASTRUCTURE	2594-INSPECTIONS	302,683,900	235,083,508	188,609,329				
				416X-PUBLIC ASSISTANCE		2,897,348,597	2,895,317,792	1,243,670,416					
				2-INFRASTRUCTURE Total						3,200,032,497	3,130,401,300	1,432,279,745	
				3-MITIGATION	2593-INSPECTIONS	11,233,976	6,967,575	3,502,398					
					4173-HAZARD MITIGATION	2,468,240	2,468,240	50,120					
				3-MITIGATION Total						13,702,216	9,435,815	3,552,518	
				4-OPERATIONS	2507-MISSIONS-TA	10,277,500	10,102,000	1,568,867					
					2508-MISSIONS-DFA	3,068,730,333	3,068,691,127	284,017,170					
				4-OPERATIONS Total						3,079,007,833	3,078,793,127	285,586,037	
				5-ADMINISTRATION	11XX-SALARIES & BENEFITS	194,983,565	188,729,789	188,729,789					
					21XX-TRAVEL	117,544,410	112,613,509	106,597,998					
					22XX-TRANSPORTION	13,364,320	13,117,259	9,461,257					
					23XX-RENT, COMM, UTILITIES	221,519,600	188,758,830	147,429,264					
					24XX-PRINT & REPRO	2,734,004	2,275,030	549,816					
					2501-MISSIONS-FOS	610,944,987	610,986,169	102,016,345					
					25XX-OTHER SERVICES	1,283,228,092	1,063,194,132	598,311,706					
					26XX-SUPPLIES & MATERIALS	347,011,580	324,764,734	229,041,636					
					31XX-EQUIPMENT	125,710,118	104,193,049	91,244,008					
					32XX-LAND & STRUCTURES	9,514,620	7,053,058	5,302,627					
					4101-URBAN SEARCH & RESCUE	50,595,440	50,595,439	22,091,242					
					5-ADMINISTRATION Total						2,977,150,737	2,666,280,998	1,500,775,689
				1603DR Total						19,277,567,121	18,161,597,469	11,262,167,574	
				1604DR	MISSISSIPPI	KATRINA	8/29/2005	1-HUMAN SERVICES	2503-UNEMPLOYMENT	100,000,056	88,450,000	88,450,000	
									2504-CRISIS COUNSELING-NIMH	50,342,191	15,802,292	15,802,292	
2576-LEGAL SERVICES	44,000	43,492	43,492										
2592-INSPECTIONS	67,006,340	53,379,212	39,854,627										
4149-OTHER NEEDS ASSISTANCE	359,752,131	359,752,131	350,854,992										
414X-HOUSING ASSISTANCE	834,640,181	833,640,131	826,553,465										
4152-CRISIS COUNSELING-SCC	11,556,760	11,556,760	7,866,758										
MANUFACTURED HOUSING	1,999,345,798	1,538,349,076	1,168,987,172										
1-HUMAN SERVICES Total									3,422,687,457	2,900,973,093	2,498,412,798		
2-INFRASTRUCTURE	2594-INSPECTIONS	97,927,701	84,344,699						65,506,725				
	416X-PUBLIC ASSISTANCE	1,502,351,559	1,494,204,202					652,072,452					
2-INFRASTRUCTURE Total								1,600,279,260	1,578,548,901	717,579,178			
3-MITIGATION	2593-INSPECTIONS	15,824,761	12,592,564					2,153,138					

PROG CODE	STATE NAME	EVENT NAME	DECLARED	PROGRAM AREA	PROGRAM NAME	ALLOCATIONS	OBLIGATIONS	EXPENDITURES
					4173-HAZARD MITIGATION	5,407,982	5,407,982	258,506
				3-MITIGATION Total		21,232,743	18,000,546	2,411,644
				4-OPERATIONS	2507-MISSIONS-TA	14,013,256	13,070,256	1,673,294
					2508-MISSIONS-DFA	1,695,699,654	1,695,699,653	170,020,160
				4-OPERATIONS Total		1,709,712,910	1,708,769,909	171,693,454
				5-ADMINISTRATION	11XX-SALARIES & BENEFITS	140,073,691	138,008,237	138,008,237
					21XX-TRAVEL	72,527,999	69,859,680	62,525,646
					22XX-TRANSPORTION	29,401,515	26,850,990	26,288,080
					23XX-RENT, COMM, UTILITIES	59,498,429	55,245,217	32,067,951
					24XX-PRINT & REPRO	2,255,266	2,182,329	1,096,585
					2501-MISSIONS-FOS	1,476,285,209	1,476,102,204	435,445,196
					25XX-OTHER SERVICES	614,849,329	576,890,581	383,934,446
					26XX-SUPPLIES & MATERIALS	190,073,712	176,629,169	162,878,862
					31XX-EQUIPMENT	82,088,334	74,573,452	66,941,397
					32XX-LAND & STRUCTURES	2,337,846	1,878,961	1,534,984
					4101-URBAN SEARCH & RESCUE	24,600,030	24,600,030	9,886,897
				5-ADMINISTRATION Total		2,693,991,360	2,622,820,852	1,320,608,282
1604DR Total						9,447,903,730	8,829,113,301	4,710,705,355
1605DR	ALABAMA	KATRINA	8/29/2005	1-HUMAN SERVICES	2503-UNEMPLOYMENT	1,948,400	1,372,364	1,372,364
					2504-CRISIS COUNSELING-NIMH	4,436,110	1,203,860	1,203,860
					2576-LEGAL SERVICES	5,775	5,775	5,775
					2592-INSPECTIONS	21,886,812	9,886,811	7,041,376
					4149-OTHER NEEDS ASSISTANCE	31,465,743	31,465,743	28,762,541
					414X-HOUSING ASSISTANCE	89,649,723	89,649,723	88,906,603
					4152-CRISIS COUNSELING-SCC	3,135,574	3,135,574	1,854,708
					MANUFACTURED HOUSING	508,532,365	493,013,432	447,751,619
				1-HUMAN SERVICES Total		661,060,502	629,733,283	576,898,846
				2-INFRASTRUCTURE	2594-INSPECTIONS	1,449,000	1,448,600	1,204,233
					416X-PUBLIC ASSISTANCE	98,977,362	98,273,627	70,276,644
				2-INFRASTRUCTURE Total		100,426,362	99,722,227	71,480,878
				3-MITIGATION	2593-INSPECTIONS	1,663,459	1,554,729	797,785
					4173-HAZARD MITIGATION	7,694,402	7,694,402	52,201
				3-MITIGATION Total		9,357,861	9,249,131	849,985
				4-OPERATIONS	2507-MISSIONS-TA	3,000,000	3,000,000	119,628
					2508-MISSIONS-DFA	178,500,000	168,500,000	51,770,324
				4-OPERATIONS Total		181,500,000	171,500,000	51,889,953
				5-ADMINISTRATION	11XX-SALARIES & BENEFITS	20,169,705	19,227,210	19,227,210
					21XX-TRAVEL	17,852,946	17,266,188	17,022,286
					22XX-TRANSPORTION	2,414,000	1,106,650	161,368
					23XX-RENT, COMM, UTILITIES	8,816,157	7,669,193	5,016,421
					24XX-PRINT & REPRO	370,892	254,327	136,885
					2501-MISSIONS-FOS	82,185,605	82,185,605	26,064,759
					25XX-OTHER SERVICES	58,163,356	55,711,038	43,677,660
					26XX-SUPPLIES & MATERIALS	10,081,585	8,262,581	3,143,407
					31XX-EQUIPMENT	3,894,806	3,324,893	2,742,668
				5-ADMINISTRATION Total		203,949,052	195,007,684	117,192,664
1605DR Total						1,156,293,776	1,105,212,326	818,312,325
1606DR	TEXAS	RITA	9/24/2005	1-HUMAN SERVICES	2503-UNEMPLOYMENT	11,382,008	9,759,933	9,759,933
					2504-CRISIS COUNSELING-NIMH	1,546,988	1,546,988	1,546,988
					2576-LEGAL SERVICES			
					2592-INSPECTIONS	44,082,928	44,050,925	26,217,891
					4149-OTHER NEEDS ASSISTANCE	500		(500)
					414X-HOUSING ASSISTANCE	511,014,899	511,014,000	504,703,834
					4152-CRISIS COUNSELING-SCC	1,557,215	650,742	138,071
					4154-OTHER NEEDS ASSISTANCE	72,380,000	71,880,000	69,798,005
					MANUFACTURED HOUSING	202,785,400	153,129,887	103,729,806
				1-HUMAN SERVICES Total		844,749,938	792,032,474	715,894,028
				2-INFRASTRUCTURE	2594-INSPECTIONS	14,680,900	14,672,221	10,915,930
					416X-PUBLIC ASSISTANCE	320,700,000	313,271,553	235,089,948
				2-INFRASTRUCTURE Total		335,380,900	327,943,774	246,005,879
				3-MITIGATION	2593-INSPECTIONS	11,479,991	7,068,804	628,364
					4173-HAZARD MITIGATION	21,337,874	21,337,874	15,814
				3-MITIGATION Total		32,817,865	28,406,678	644,177
				4-OPERATIONS	2507-MISSIONS-TA	150,000	150,000	10,594
					2508-MISSIONS-DFA	236,050,000	235,351,600	24,285,395
				4-OPERATIONS Total		236,200,000	235,501,600	24,295,989

PROG CODE	STATE NAME	EVENT NAME	DECLARED	PROGRAM AREA	PROGRAM NAME	ALLOCATIONS	OBLIGATIONS	EXPENDITURES
				5-ADMINISTRATION	11XX-SALARIES & BENEFITS	42,172,356	39,876,680	39,876,680
					21XX-TRAVEL	30,339,242	29,978,343	28,467,353
					22XX-TRANSPORTION	2,549,000	420,000	298,519
					23XX-RENT, COMM, UTILITIES	14,837,991	11,790,796	7,783,333
					24XX-PRINT & REPRO	623,000	330,871	170,821
					2501-MISSIONS-FOS	255,918,864	255,634,642	30,449,874
					25XX-OTHER SERVICES	241,899,400	179,489,986	140,297,551
					26XX-SUPPLIES & MATERIALS	8,488,417	4,550,733	2,329,740
					31XX-EQUIPMENT	9,076,000	5,575,072	4,725,657
					4101-URBAN SEARCH & RESCUE	19,194,226	19,194,226	5,291,353
				5-ADMINISTRATION Total		625,098,496	546,841,349	259,690,881
1606DR Total						2,074,247,199	1,930,725,876	1,246,530,953
1607DR	LOUISIANA	RITA	9/24/2005	1-HUMAN SERVICES	2503-UNEMPLOYMENT	11,785,488	11,785,488	11,785,488
					2592-INSPECTIONS	30,934,542	30,934,542	21,465,459
					4149-OTHER NEEDS ASSISTANCE	106,800,000	106,800,000	104,055,059
					414X-HOUSING ASSISTANCE	405,521,649	405,521,649	404,738,400
					MANUFACTURED HOUSING	1,515,895	1,515,370	1,515,370
				1-HUMAN SERVICES Total		556,557,574	556,557,049	543,559,777
				2-INFRASTRUCTURE	2594-INSPECTIONS	4,952,000	4,915,000	2,827,436
					416X-PUBLIC ASSISTANCE	322,612,097	322,394,281	161,168,397
				2-INFRASTRUCTURE Total		327,564,097	327,309,281	163,995,832
				3-MITIGATION	2593-INSPECTIONS	4,844,983	4,134,943	2,121,777
					4173-HAZARD MITIGATION	433,544	433,544	12,472
				3-MITIGATION Total		5,278,527	4,568,487	2,134,249
				4-OPERATIONS	2507-MISSIONS-TA	600,000	600,000	264,985
					2508-MISSIONS-DFA	520,036,000	425,036,000	91,280,829
				4-OPERATIONS Total		520,636,000	425,636,000	91,545,813
				5-ADMINISTRATION	11XX-SALARIES & BENEFITS	14,288,421	13,806,133	13,806,133
					21XX-TRAVEL	4,104,800	4,012,686	3,823,978
					22XX-TRANSPORTION	1,212,000	1,146,601	725,303
					23XX-RENT, COMM, UTILITIES	10,409,350	8,120,508	6,151,512
					24XX-PRINT & REPRO	550,000	481,843	103,004
					2501-MISSIONS-FOS	39,273,185	38,323,185	10,304,251
					25XX-OTHER SERVICES	306,450,237	270,503,861	99,082,056
					26XX-SUPPLIES & MATERIALS	41,000,770	38,917,322	29,721,068
					31XX-EQUIPMENT	4,119,000	3,283,996	980,556
					32XX-LAND & STRUCTURES	2,100,000	400,000	
					4101-URBAN SEARCH & RESCUE	3,206,000	3,086,000	1,275,863
				5-ADMINISTRATION Total		426,713,763	382,082,135	165,973,725
1607DR Total						1,836,749,961	1,696,152,952	967,209,397
1609DR	FLORIDA	WILMA	10/24/2005	1-HUMAN SERVICES	2503-UNEMPLOYMENT	6,050,125	6,050,125	5,770,125
					2504-CRISIS COUNSELING-NIMH	3,246,808	3,246,808	3,246,808
					2576-LEGAL SERVICES	5,000	5,000	5,000
					2592-INSPECTIONS	48,379,400	44,354,901	38,994,294
					4149-OTHER NEEDS ASSISTANCE	183,000,000	159,000,000	144,304,262
					414X-HOUSING ASSISTANCE	163,715,000	157,695,000	147,231,800
					4152-CRISIS COUNSELING-SCC	2,628,148	2,424,122	1,164,961
					MANUFACTURED HOUSING	87,013,000	81,507,756	65,074,009
				1-HUMAN SERVICES Total		494,037,481	454,283,712	405,791,259
				2-INFRASTRUCTURE	2594-INSPECTIONS	50,641,806	37,215,706	31,266,183
					416X-PUBLIC ASSISTANCE	1,040,050,000	1,030,043,324	606,224,611
				2-INFRASTRUCTURE Total		1,090,691,806	1,067,259,030	637,490,794
				3-MITIGATION	2593-INSPECTIONS	1,000,000	934,797	342,391
				3-MITIGATION Total		1,000,000	934,797	342,391
				4-OPERATIONS	2507-MISSIONS-TA	700,000	700,000	320,641
					2508-MISSIONS-DFA	233,328,384	233,328,384	2,894,517
				4-OPERATIONS Total		234,028,384	234,028,384	3,215,158
				5-ADMINISTRATION	11XX-SALARIES & BENEFITS	37,113,330	34,632,355	34,632,355
					21XX-TRAVEL	14,859,700	14,057,428	13,407,382
					22XX-TRANSPORTION	13,625,440	12,625,440	4,111,806
					23XX-RENT, COMM, UTILITIES	7,678,202	6,542,343	5,475,576
					24XX-PRINT & REPRO	548,500	286,954	215,200
					2501-MISSIONS-FOS	147,229,012	146,309,959	29,091,127
					25XX-OTHER SERVICES	31,382,000	18,191,263	5,030,973
					26XX-SUPPLIES & MATERIALS	91,470,000	85,792,209	3,882,090
					31XX-EQUIPMENT	2,346,000	1,444,654	771,157

PROG CODE	STATE NAME	EVENT NAME	DECLARED	PROGRAM AREA	PROGRAM NAME	ALLOCATIONS	OBLIGATIONS	EXPENDITURES
					32XX-LAND & STRUCTURES	99,225	82,255	82,255
					4101-URBAN SEARCH & RESCUE	6,216,000	5,963,794	584,618
				5-ADMINISTRATION Total		352,567,409	325,928,655	97,284,540
1609DR Total						2,172,325,080	2,082,434,577	1,144,124,142
3212EM	LOUISIANA	KATRINA	8/27/2005	2-INFRASTRUCTURE	416X-PUBLIC ASSISTANCE			
				2-INFRASTRUCTURE Total				
				4-OPERATIONS	2508-MISSIONS-DFA	1,500,000	1,500,000	2,096
				4-OPERATIONS Total		1,500,000	1,500,000	2,096
				5-ADMINISTRATION	11XX-SALARIES & BENEFITS	1,922	1,922	1,922
					21XX-TRAVEL	5,559	5,559	5,559
					22XX-TRANSPORTION			
					23XX-RENT, COMM, UTILITIES	588,577	588,577	577,493
					24XX-PRINT & REPRO			
					2501-MISSIONS-FOS	6,370,000	6,370,000	134,840
					25XX-OTHER SERVICES	40,000	40,000	40,000
					26XX-SUPPLIES & MATERIALS	2,000	2,000	1,284
					31XX-EQUIPMENT			
				5-ADMINISTRATION Total		7,008,058	7,008,058	761,098
3212EM Total						8,508,058	8,508,058	763,194
3213EM	MISSISSIPPI	KATRINA	8/28/2005	2-INFRASTRUCTURE	416X-PUBLIC ASSISTANCE			
				2-INFRASTRUCTURE Total				
				4-OPERATIONS	2507-MISSIONS-TA			
					2508-MISSIONS-DFA			
				4-OPERATIONS Total				
				5-ADMINISTRATION	11XX-SALARIES & BENEFITS	288	288	288
					21XX-TRAVEL			
					22XX-TRANSPORTION			
					23XX-RENT, COMM, UTILITIES			
					24XX-PRINT & REPRO			
					2501-MISSIONS-FOS	2,612,457	2,612,457	157,229
					25XX-OTHER SERVICES	9,840	9,840	
					26XX-SUPPLIES & MATERIALS			
				5-ADMINISTRATION Total		2,622,585	2,622,585	157,517
3213EM Total						2,622,585	2,622,585	157,517
3214EM	ALABAMA	KATRINA	8/28/2005	2-INFRASTRUCTURE	416X-PUBLIC ASSISTANCE			
				2-INFRASTRUCTURE Total				
				4-OPERATIONS	2507-MISSIONS-TA			
					2508-MISSIONS-DFA			
				4-OPERATIONS Total				
				5-ADMINISTRATION	11XX-SALARIES & BENEFITS			
					21XX-TRAVEL			
					22XX-TRANSPORTION			
					23XX-RENT, COMM, UTILITIES	30,000	30,000	30,000
					24XX-PRINT & REPRO			
					2501-MISSIONS-FOS	31,478	31,478	
					26XX-SUPPLIES & MATERIALS			
					31XX-EQUIPMENT			
				5-ADMINISTRATION Total		84,454	84,454	52,976
3214EM Total						84,454	84,454	52,976
3215EM	ARKANSAS	KATRINA	9/2/2005	2-INFRASTRUCTURE	2594-INSPECTIONS	1,583,900	1,584,295	1,520,135
					416X-PUBLIC ASSISTANCE	44,741,591	44,741,591	43,098,144
				2-INFRASTRUCTURE Total		46,325,491	46,325,886	44,618,279
				4-OPERATIONS	2508-MISSIONS-DFA	3,500,000	3,500,000	
				4-OPERATIONS Total		3,500,000	3,500,000	
				5-ADMINISTRATION	11XX-SALARIES & BENEFITS	1,550,253	1,541,944	1,541,944
					21XX-TRAVEL	1,712,002	1,703,916	1,666,009
					22XX-TRANSPORTION	17,100	16,125	8,585
					23XX-RENT, COMM, UTILITIES	391,644	353,035	315,479
					24XX-PRINT & REPRO	2,780	2,779	2,234
					2501-MISSIONS-FOS	575,295	580,000	7,452
					25XX-OTHER SERVICES	7,500	2,870	1,125
					26XX-SUPPLIES & MATERIALS	85,580	90,340	56,901
					31XX-EQUIPMENT	53,280	53,279	33,422
					32XX-LAND & STRUCTURES			
				5-ADMINISTRATION Total		4,395,434	4,344,288	3,633,151
3215EM Total						54,220,925	54,170,174	48,251,430

PROG CODE	STATE NAME	EVENT NAME	DECLARED	PROGRAM AREA	PROGRAM NAME	ALLOCATIONS	OBLIGATIONS	EXPENDITURES
3216EM	TEXAS	KATRINA	9/2/2005	2-INFRASTRUCTURE	2594-INSPECTIONS	6,508,500	4,205,237	3,231,718
					416X-PUBLIC ASSISTANCE	531,942,199	518,571,317	448,997,666
				2-INFRASTRUCTURE Total		538,450,699	522,776,555	452,229,384
				4-OPERATIONS	2508-MISSIONS-DFA	37,690,000	37,690,000	1,334,689
				4-OPERATIONS Total		37,690,000	37,690,000	1,334,689
				5-ADMINISTRATION	11XX-SALARIES & BENEFITS	2,634,491	2,500,422	2,500,422
					21XX-TRAVEL	2,861,405	2,860,623	2,841,783
					22XX-TRANSPORTION	234,000	38,683	21,653
					23XX-RENT, COMM, UTILITIES	2,095,492	2,061,022	1,518,943
					24XX-PRINT & REPRO	91,491	37,054	27,736
					2501-MISSIONS-FOS	9,555,000	9,555,000	643,354
					25XX-OTHER SERVICES	2,402,386	483,886	236,756
					26XX-SUPPLIES & MATERIALS	1,195,559	1,145,579	995,902
					31XX-EQUIPMENT	602,827	507,457	434,280
5-ADMINISTRATION Total		21,672,652	19,189,727	9,220,829				
3216EM Total						597,813,351	579,656,282	462,784,902
3217EM	TENNESSEE	KATRINA	9/5/2005	2-INFRASTRUCTURE	416X-PUBLIC ASSISTANCE	29,000,000	27,596,970	25,884,219
				2-INFRASTRUCTURE Total		29,000,000	27,596,970	25,884,219
				4-OPERATIONS	2507-MISSIONS-TA	5,000	5,000	
				4-OPERATIONS Total		5,000	5,000	
				5-ADMINISTRATION	11XX-SALARIES & BENEFITS	13,380	13,380	13,380
					21XX-TRAVEL	67,983	67,983	67,983
					22XX-TRANSPORTION			
					23XX-RENT, COMM, UTILITIES			
					24XX-PRINT & REPRO			
					2501-MISSIONS-FOS	2,000	2,000	
26XX-SUPPLIES & MATERIALS								
5-ADMINISTRATION Total		83,363	83,363	81,363				
3217EM Total						29,088,363	27,685,333	25,965,582
3218EM	GEORGIA	KATRINA	9/5/2005	2-INFRASTRUCTURE	416X-PUBLIC ASSISTANCE	20,900,000	16,976,883	9,399,550
				2-INFRASTRUCTURE Total		20,900,000	16,976,883	9,399,550
				5-ADMINISTRATION	11XX-SALARIES & BENEFITS			
					21XX-TRAVEL	767	767	767
					22XX-TRANSPORTION			
					23XX-RENT, COMM, UTILITIES			
					24XX-PRINT & REPRO			
					2501-MISSIONS-FOS	52,000	52,000	
				26XX-SUPPLIES & MATERIALS				
				5-ADMINISTRATION Total		52,767	52,767	767
3218EM Total						20,952,767	17,029,650	9,400,317
3219EM	OKLAHOMA	KATRINA	9/5/2005	2-INFRASTRUCTURE	416X-PUBLIC ASSISTANCE	14,250,313	12,486,777	11,733,780
				2-INFRASTRUCTURE Total		14,250,313	12,486,777	11,733,780
				5-ADMINISTRATION	11XX-SALARIES & BENEFITS	85,951	72,669	72,669
					21XX-TRAVEL	88,459	88,459	75,855
					22XX-TRANSPORTION	500		
					23XX-RENT, COMM, UTILITIES			
					24XX-PRINT & REPRO	1,000	756	756
					25XX-OTHER SERVICES			
					26XX-SUPPLIES & MATERIALS	1,000	54	54
					31XX-EQUIPMENT			
5-ADMINISTRATION Total		176,910	161,938	149,334				
3219EM Total						14,427,223	12,648,715	11,883,114
3220EM	FLORIDA	KATRINA	9/5/2005	2-INFRASTRUCTURE	416X-PUBLIC ASSISTANCE	9,200,000	7,845,819	2,268,015
				2-INFRASTRUCTURE Total		9,200,000	7,845,819	2,268,015
				5-ADMINISTRATION	11XX-SALARIES & BENEFITS	2,272	2,272	2,272
					21XX-TRAVEL			
					22XX-TRANSPORTION			
					23XX-RENT, COMM, UTILITIES			
					24XX-PRINT & REPRO			
					2501-MISSIONS-FOS			
					26XX-SUPPLIES & MATERIALS			
					5-ADMINISTRATION Total		2,272	2,272
3220EM Total						9,202,272	7,848,091	2,270,288
3221EM	WEST VIRGINIA	KATRINA	9/5/2005	2-INFRASTRUCTURE	416X-PUBLIC ASSISTANCE	621,000	608,244	595,338
				2-INFRASTRUCTURE Total		621,000	608,244	595,338
				5-ADMINISTRATION	11XX-SALARIES & BENEFITS	87,195	75,094	75,094

PROG CODE	STATE NAME	EVENT NAME	DECLARED	PROGRAM AREA	PROGRAM NAME	ALLOCATIONS	OBLIGATIONS	EXPENDITURES
					21XX-TRAVEL	36,522	28,302	28,302
					22XX-TRANSPORTION			
					23XX-RENT, COMM, UTILITIES			
					24XX-PRINT & REPRO			
					26XX-SUPPLIES & MATERIALS			
					5-ADMINISTRATION Total	94	94	94
						123,811	103,490	103,490
3221EM Total						744,811	711,735	698,828
3222EM	NORTH CAROLINA	KATRINA	9/5/2005	2-INFRASTRUCTURE	416X-PUBLIC ASSISTANCE	2,000,000	1,980,608	1,781,837
					2-INFRASTRUCTURE Total	2,000,000	1,980,608	1,781,837
				5-ADMINISTRATION	11XX-SALARIES & BENEFITS	261	261	261
					21XX-TRAVEL			
					22XX-TRANSPORTION			
					23XX-RENT, COMM, UTILITIES			
					24XX-PRINT & REPRO			
					2501-MISSIONS-FOS	2,000	2,000	
					26XX-SUPPLIES & MATERIALS			
					5-ADMINISTRATION Total	2,261	2,261	261
3222EM Total						2,002,261	1,982,869	1,782,097
3223EM	UTAH	KATRINA	9/5/2005	2-INFRASTRUCTURE	2594-INSPECTIONS	10,000		
					416X-PUBLIC ASSISTANCE	1,528,849	1,528,849	1,333,020
					2-INFRASTRUCTURE Total	1,538,849	1,528,849	1,333,020
				4-OPERATIONS	2507-MISSIONS-TA			
					2508-MISSIONS-DFA			
					4-OPERATIONS Total			
				5-ADMINISTRATION	11XX-SALARIES & BENEFITS	35,606	19,962	19,962
					21XX-TRAVEL	39,192	39,184	28,698
					22XX-TRANSPORTION			
					23XX-RENT, COMM, UTILITIES			
					24XX-PRINT & REPRO			
					26XX-SUPPLIES & MATERIALS	7,000	4,000	
					5-ADMINISTRATION Total	81,798	63,146	48,660
3223EM Total						1,620,647	1,591,994	1,381,680
3224EM	COLORADO	KATRINA	9/5/2005	2-INFRASTRUCTURE	416X-PUBLIC ASSISTANCE	13,597,030	13,534,963	13,500,827
					2-INFRASTRUCTURE Total	13,597,030	13,534,963	13,500,827
				4-OPERATIONS	2508-MISSIONS-DFA			
					4-OPERATIONS Total			
				5-ADMINISTRATION	11XX-SALARIES & BENEFITS	454,397	420,147	420,147
					21XX-TRAVEL	186,783	176,375	161,669
					22XX-TRANSPORTION	500	16	
					23XX-RENT, COMM, UTILITIES			
					24XX-PRINT & REPRO			
					2501-MISSIONS-FOS			
					26XX-SUPPLIES & MATERIALS	7,000	4,000	1,729
					5-ADMINISTRATION Total	648,680	600,539	583,545
3224EM Total						14,245,710	14,135,502	14,084,372
3225EM	MICHIGAN	KATRINA	9/7/2005	2-INFRASTRUCTURE	416X-PUBLIC ASSISTANCE	1,920,000	1,703,588	779,201
					2-INFRASTRUCTURE Total	1,920,000	1,703,588	779,201
				5-ADMINISTRATION	11XX-SALARIES & BENEFITS	361,334	206,879	206,879
					21XX-TRAVEL	238,260	217,696	163,074
					22XX-TRANSPORTION	1,000	500	493
					23XX-RENT, COMM, UTILITIES			
					24XX-PRINT & REPRO			
					26XX-SUPPLIES & MATERIALS	2,000	2,000	712
					31XX-EQUIPMENT	1,000		
					5-ADMINISTRATION Total	603,594	427,075	371,157
3225EM Total						2,523,594	2,130,663	1,150,359
3226EM	DISTRICT OF COLUMBIA	KATRINA	9/7/2005	2-INFRASTRUCTURE	416X-PUBLIC ASSISTANCE	1,838,568	1,836,498	
					2-INFRASTRUCTURE Total	1,838,568	1,836,498	
				5-ADMINISTRATION	11XX-SALARIES & BENEFITS	54,856	15,430	15,430
					21XX-TRAVEL	45,947	38,623	38,623
					22XX-TRANSPORTION			
					23XX-RENT, COMM, UTILITIES			
					24XX-PRINT & REPRO			
					26XX-SUPPLIES & MATERIALS			
					5-ADMINISTRATION Total	100,803	54,053	54,053
3226EM Total						1,939,371	1,890,551	54,053

PROG CODE	STATE NAME	EVENT NAME	DECLARED	PROGRAM AREA	PROGRAM NAME	ALLOCATIONS	OBLIGATIONS	EXPENDITURES
3227EM	WASHINGTON	KATRINA	9/7/2005	2-INFRASTRUCTURE	416X-PUBLIC ASSISTANCE	2,998,033	2,998,031	
				2-INFRASTRUCTURE Total		2,998,033	2,998,031	
				5-ADMINISTRATION	11XX-SALARIES & BENEFITS	292,715	245,264	245,264
					21XX-TRAVEL	134,218	126,869	108,321
					22XX-TRANSPORTION			
					23XX-RENT, COMM, UTILITIES			
					24XX-PRINT & REPRO			
26XX-SUPPLIES & MATERIALS	113	113	113					
5-ADMINISTRATION Total		427,046	372,246	353,698				
3227EM Total						3,425,079	3,370,277	353,698
3228EM	OREGON	KATRINA	9/7/2005	2-INFRASTRUCTURE	416X-PUBLIC ASSISTANCE	2,047,247	2,047,243	597,770
				2-INFRASTRUCTURE Total		2,047,247	2,047,243	597,770
				5-ADMINISTRATION	11XX-SALARIES & BENEFITS	24,131	17,674	17,674
					21XX-TRAVEL	20,922	20,422	13,842
					22XX-TRANSPORTION			
					23XX-RENT, COMM, UTILITIES			
					24XX-PRINT & REPRO			
26XX-SUPPLIES & MATERIALS								
5-ADMINISTRATION Total		45,053	38,096	31,516				
3228EM Total						2,092,300	2,085,339	629,287
3229EM	NEW MEXICO	KATRINA	9/7/2005	2-INFRASTRUCTURE	2594-INSPECTIONS	139,828	139,836	104,251
				2-INFRASTRUCTURE	416X-PUBLIC ASSISTANCE	2,000,000	1,486,672	32,569
				2-INFRASTRUCTURE Total		2,139,828	1,626,508	136,820
				5-ADMINISTRATION	11XX-SALARIES & BENEFITS	56,149	25,737	25,737
					21XX-TRAVEL	44,242	44,242	40,572
					22XX-TRANSPORTION	2,500		
					24XX-PRINT & REPRO	500	37	37
26XX-SUPPLIES & MATERIALS	3,116	116	16					
31XX-EQUIPMENT								
5-ADMINISTRATION Total		106,507	70,132	66,361				
3229EM Total						2,246,335	1,696,640	203,181
3230EM	ILLINOIS	KATRINA	9/7/2005	2-INFRASTRUCTURE	416X-PUBLIC ASSISTANCE	2,418,578	1,537,652	1,083,019
				2-INFRASTRUCTURE Total		2,418,578	1,537,652	1,083,019
				5-ADMINISTRATION	11XX-SALARIES & BENEFITS	146,281	128,177	128,177
					21XX-TRAVEL	103,837	92,303	54,291
					22XX-TRANSPORTION			
					23XX-RENT, COMM, UTILITIES			
					24XX-PRINT & REPRO			
26XX-SUPPLIES & MATERIALS								
5-ADMINISTRATION Total		250,118	220,480	182,468				
3230EM Total						2,668,696	1,758,132	1,265,488
3231EM	KENTUCKY	KATRINA	9/10/2005	2-INFRASTRUCTURE	416X-PUBLIC ASSISTANCE	4,300,000	4,259,405	1,662,933
				2-INFRASTRUCTURE Total		4,300,000	4,259,405	1,662,933
				5-ADMINISTRATION	11XX-SALARIES & BENEFITS			
					21XX-TRAVEL	7,961	7,961	7,961
					22XX-TRANSPORTION			
					23XX-RENT, COMM, UTILITIES			
					24XX-PRINT & REPRO			
2501-MISSIONS-FOS	2,000	2,000						
26XX-SUPPLIES & MATERIALS								
5-ADMINISTRATION Total		9,961	9,961	7,961				
3231EM Total						4,309,961	4,269,366	1,670,893
3232EM	MISSOURI	KATRINA	9/10/2005	2-INFRASTRUCTURE	416X-PUBLIC ASSISTANCE	2,005,000	1,958,975	34,900
				2-INFRASTRUCTURE Total		2,005,000	1,958,975	34,900
				5-ADMINISTRATION	11XX-SALARIES & BENEFITS	426,072	396,642	396,642
					21XX-TRAVEL	233,823	231,172	216,635
					22XX-TRANSPORTION	1,000	1,000	1,000
					23XX-RENT, COMM, UTILITIES			
					24XX-PRINT & REPRO			
2501-MISSIONS-FOS	5,000	5,000						
26XX-SUPPLIES & MATERIALS	5,000	5,000	4,328					
5-ADMINISTRATION Total		670,895	638,815	618,606				
3232EM Total						2,675,895	2,597,789	653,506
3233EM	SOUTH CAROLINA	KATRINA	9/10/2005	2-INFRASTRUCTURE	416X-PUBLIC ASSISTANCE	3,614,915	3,507,849	3,468,013

PROG CODE	STATE NAME	EVENT NAME	DECLARED	PROGRAM AREA	PROGRAM NAME	ALLOCATIONS	OBLIGATIONS	EXPENDITURES
				2-INFRASTRUCTURE Total		3,614,915	3,507,849	3,468,013
				5-ADMINISTRATION	11XX-SALARIES & BENEFITS			
					21XX-TRAVEL	40,089	40,089	40,089
					22XX-TRANSPORTION			
					23XX-RENT, COMM, UTILITIES			
					24XX-PRINT & REPRO			
					2501-MISSIONS-FOS	2,000	2,000	
					26XX-SUPPLIES & MATERIALS			
				5-ADMINISTRATION Total		42,089	42,089	40,089
3233EM Total						3,657,004	3,549,938	3,508,102
3234EM	SOUTH DAKOTA	KATRINA	9/10/2005	2-INFRASTRUCTURE	416X-PUBLIC ASSISTANCE	261,722	261,676	211,332
				2-INFRASTRUCTURE Total		261,722	261,676	211,332
				5-ADMINISTRATION	11XX-SALARIES & BENEFITS	20,700	2,086	2,086
					21XX-TRAVEL	10,000	10,000	8,266
					22XX-TRANSPORTION			
					23XX-RENT, COMM, UTILITIES			
					24XX-PRINT & REPRO			
					26XX-SUPPLIES & MATERIALS	2,000		
				5-ADMINISTRATION Total		32,700	12,086	10,352
3234EM Total						294,422	273,761	221,684
3235EM	PENNSYLVANIA	KATRINA	9/10/2005	2-INFRASTRUCTURE	416X-PUBLIC ASSISTANCE	2,779,000	2,640,649	2,028,427
				2-INFRASTRUCTURE Total		2,779,000	2,640,649	2,028,427
				5-ADMINISTRATION	11XX-SALARIES & BENEFITS	163,996	166,495	166,495
					21XX-TRAVEL	101,429	92,583	90,341
					22XX-TRANSPORTION			
					23XX-RENT, COMM, UTILITIES			
					24XX-PRINT & REPRO			
					26XX-SUPPLIES & MATERIALS			
				5-ADMINISTRATION Total		265,425	259,078	256,836
3235EM Total						3,044,425	2,899,726	2,285,264
3236EM	KANSAS	KATRINA	9/10/2005	2-INFRASTRUCTURE	416X-PUBLIC ASSISTANCE	163,200	163,069	153,933
				2-INFRASTRUCTURE Total		163,200	163,069	153,933
				5-ADMINISTRATION	11XX-SALARIES & BENEFITS			
					21XX-TRAVEL	187	187	187
					22XX-TRANSPORTION			
					23XX-RENT, COMM, UTILITIES			
					24XX-PRINT & REPRO			
					26XX-SUPPLIES & MATERIALS			
				5-ADMINISTRATION Total		187	187	187
3236EM Total						163,387	163,255	154,120
3237EM	ALABAMA	KATRINA	9/10/2005	2-INFRASTRUCTURE	416X-PUBLIC ASSISTANCE	3,000,000	2,840,416	2,808,524
				2-INFRASTRUCTURE Total		3,000,000	2,840,416	2,808,524
				4-OPERATIONS	2508-MISSIONS-DFA	1,000,000	1,000,000	
				4-OPERATIONS Total		1,000,000	1,000,000	
				5-ADMINISTRATION	11XX-SALARIES & BENEFITS			
					21XX-TRAVEL			
					22XX-TRANSPORTION			
					23XX-RENT, COMM, UTILITIES			
					24XX-PRINT & REPRO			
					26XX-SUPPLIES & MATERIALS			
				5-ADMINISTRATION Total				
3237EM Total						4,000,000	3,840,416	2,808,524
3238EM	INDIANA	KATRINA	9/10/2005	2-INFRASTRUCTURE	416X-PUBLIC ASSISTANCE	4,127,992	3,930,006	36,250
				2-INFRASTRUCTURE Total		4,127,992	3,930,006	36,250
				5-ADMINISTRATION	11XX-SALARIES & BENEFITS	12,264	1,942	1,942
					21XX-TRAVEL	10,600	450	354
					22XX-TRANSPORTION			
					23XX-RENT, COMM, UTILITIES			
					24XX-PRINT & REPRO			
					26XX-SUPPLIES & MATERIALS			
				5-ADMINISTRATION Total		22,864	2,392	2,297
3238EM Total						4,150,856	3,932,398	38,546
3239EM	IOWA	KATRINA	9/10/2005	2-INFRASTRUCTURE	416X-PUBLIC ASSISTANCE	222,618	222,618	215,650
				2-INFRASTRUCTURE Total		222,618	222,618	215,650
				5-ADMINISTRATION	11XX-SALARIES & BENEFITS	10,350	712	712
					21XX-TRAVEL	4,928	4,928	4,928

PROG CODE	STATE NAME	EVENT NAME	DECLARED	PROGRAM AREA	PROGRAM NAME	ALLOCATIONS	OBLIGATIONS	EXPENDITURES
					22XX-TRANSPORTION 23XX-RENT, COMM, UTILITIES 24XX-PRINT & REPRO 26XX-SUPPLIES & MATERIALS			
				5-ADMINISTRATION Total		15,278	5,639	5,639
3239EM Total						237,895	228,257	221,289
3240EM	VIRGINIA	KATRINA	9/12/2005	2-INFRASTRUCTURE	2594-INSPECTIONS	339,100	339,100	183,181
					416X-PUBLIC ASSISTANCE	254,000	253,746	240,500
				2-INFRASTRUCTURE Total		593,100	592,846	423,680
				5-ADMINISTRATION	11XX-SALARIES & BENEFITS	102,910	98,907	98,907
					21XX-TRAVEL	28,000	10,737	10,737
					22XX-TRANSPORTION			
					23XX-RENT, COMM, UTILITIES			
					24XX-PRINT & REPRO			
					26XX-SUPPLIES & MATERIALS			
				5-ADMINISTRATION Total		130,910	109,644	109,644
3240EM Total						724,010	702,490	533,325
3241EM	ARIZONA	KATRINA	9/12/2005	2-INFRASTRUCTURE	416X-PUBLIC ASSISTANCE	5,292,410	5,266,403	4,905,710
				2-INFRASTRUCTURE Total		5,292,410	5,266,403	4,905,710
				5-ADMINISTRATION	11XX-SALARIES & BENEFITS	76,680	75,353	75,353
					21XX-TRAVEL	180,758	169,825	160,217
					22XX-TRANSPORTION			
					23XX-RENT, COMM, UTILITIES			
					24XX-PRINT & REPRO			
					2501-MISSIONS-FOS	2,000,000	2,000,000	1,963
					26XX-SUPPLIES & MATERIALS			
				5-ADMINISTRATION Total		2,257,438	2,245,178	237,532
3241EM Total						7,549,848	7,511,581	5,143,243
3242EM	MINNESOTA	KATRINA	9/13/2005	2-INFRASTRUCTURE	416X-PUBLIC ASSISTANCE	15,000,000	3,850,126	981,368
				2-INFRASTRUCTURE Total		15,000,000	3,850,126	981,368
				5-ADMINISTRATION	11XX-SALARIES & BENEFITS	11,150		
					21XX-TRAVEL	13,300	1,603	
					22XX-TRANSPORTION			
					23XX-RENT, COMM, UTILITIES			
					24XX-PRINT & REPRO			
					26XX-SUPPLIES & MATERIALS			
				5-ADMINISTRATION Total		24,450	1,603	
3242EM Total						15,024,450	3,851,729	981,368
3243EM	NEVADA	KATRINA	9/13/2005	2-INFRASTRUCTURE	416X-PUBLIC ASSISTANCE	1,000,000	705,623	495,059
				2-INFRASTRUCTURE Total		1,000,000	705,623	495,059
				5-ADMINISTRATION	11XX-SALARIES & BENEFITS	102,420	98,073	98,073
					21XX-TRAVEL	214,799	198,836	181,410
					22XX-TRANSPORTION			
					23XX-RENT, COMM, UTILITIES			
					24XX-PRINT & REPRO			
					26XX-SUPPLIES & MATERIALS			
				5-ADMINISTRATION Total		317,219	296,909	279,483
3243EM Total						1,317,219	1,002,532	774,542
3244EM	IDAHO	KATRINA	9/13/2005	2-INFRASTRUCTURE	416X-PUBLIC ASSISTANCE	584,137	584,134	143,336
				2-INFRASTRUCTURE Total		584,137	584,134	143,336
				5-ADMINISTRATION	11XX-SALARIES & BENEFITS	20,700	5,965	5,965
					21XX-TRAVEL	15,000	4,143	3,894
					22XX-TRANSPORTION			
					23XX-RENT, COMM, UTILITIES			
					24XX-PRINT & REPRO			
					26XX-SUPPLIES & MATERIALS			
				5-ADMINISTRATION Total		35,700	10,108	9,860
3244EM Total						619,837	594,243	153,195
3245EM	NEBRASKA	KATRINA	9/13/2005	2-INFRASTRUCTURE	416X-PUBLIC ASSISTANCE	210,100	210,100	73,846
				2-INFRASTRUCTURE Total		210,100	210,100	73,846
				5-ADMINISTRATION	11XX-SALARIES & BENEFITS			
					21XX-TRAVEL	1,302	1,302	1,302
					22XX-TRANSPORTION			
					23XX-RENT, COMM, UTILITIES			
					24XX-PRINT & REPRO			
					26XX-SUPPLIES & MATERIALS			

PROG CODE	STATE NAME	EVENT NAME	DECLARED	PROGRAM AREA	PROGRAM NAME	ALLOCATIONS	OBLIGATIONS	EXPENDITURES
5-ADMINISTRATION Total						1,302	1,302	1,302
3245EM Total						211,402	211,402	75,147
3246EM	CONNECTICUT	KATRINA	9/13/2005	2-INFRASTRUCTURE	416X-PUBLIC ASSISTANCE	1,000,000	682,938	
2-INFRASTRUCTURE Total						1,000,000	682,938	
5-ADMINISTRATION						23,373	17,516	17,516
						19,928	19,928	6,209
5-ADMINISTRATION Total						43,301	37,443	23,725
3246EM Total						1,043,301	720,381	23,725
3247EM	NORTH DAKOTA	KATRINA	9/13/2005	2-INFRASTRUCTURE	416X-PUBLIC ASSISTANCE	23,747	23,747	
2-INFRASTRUCTURE Total						23,747	23,747	
5-ADMINISTRATION						20,700	9,037	9,037
						17,053	17,052	16,689
						500		
						1,233	1,233	
						2,500		
5-ADMINISTRATION Total						41,985	27,322	25,726
3247EM Total						65,732	51,069	25,726
3248EM	CALIFORNIA	KATRINA	9/13/2005	2-INFRASTRUCTURE	416X-PUBLIC ASSISTANCE	200,000	1,289	
2-INFRASTRUCTURE Total						200,000	1,289	
5-ADMINISTRATION						338,820	335,821	335,821
						364,500	335,592	309,741
5-ADMINISTRATION Total						703,320	671,413	645,562
3248EM Total						903,320	672,702	645,562
3249EM	WISCONSIN	KATRINA	9/13/2005	2-INFRASTRUCTURE	416X-PUBLIC ASSISTANCE	3,501,228	2,970,100	868,441
2-INFRASTRUCTURE Total						3,501,228	2,970,100	868,441
5-ADMINISTRATION						11,437	1,137	1,137
						13,300	88	88
5-ADMINISTRATION Total						24,737	1,225	1,225
3249EM Total						3,525,965	2,971,325	869,666
3250EM	OHIO	KATRINA	9/13/2005	2-INFRASTRUCTURE	416X-PUBLIC ASSISTANCE	2,518,180	2,491,579	1,883,928
2-INFRASTRUCTURE Total						2,518,180	2,491,579	1,883,928
5-ADMINISTRATION						12,050		
						13,300		
5-ADMINISTRATION Total						25,350		
3250EM Total						2,543,530	2,491,579	1,883,928
3251EM	MARYLAND	KATRINA	9/13/2005	2-INFRASTRUCTURE	416X-PUBLIC ASSISTANCE	1,637,550	1,566,521	1,103,896
2-INFRASTRUCTURE Total						1,637,550	1,566,521	1,103,896
5-ADMINISTRATION						44,214	28,479	28,479
						62,112	54,443	54,443
5-ADMINISTRATION Total						106,326	82,921	82,921
3251EM Total						1,743,876	1,649,442	1,186,817
3252EM	MASSACHUSETTS	KATRINA	9/13/2005	2-INFRASTRUCTURE	416X-PUBLIC ASSISTANCE	5,750,000	5,543,391	5,221,767
2-INFRASTRUCTURE Total						5,750,000	5,543,391	5,221,767
5-ADMINISTRATION						269,030	255,412	255,412

PROG CODE	STATE NAME	EVENT NAME	DECLARED	PROGRAM AREA	PROGRAM NAME	ALLOCATIONS	OBLIGATIONS	EXPENDITURES
					21XX-TRAVEL	165,166	130,566	123,500
					22XX-TRANSPORTION	1,000	1,000	1,000
					23XX-RENT, COMM, UTILITIES			
					24XX-PRINT & REPRO			
					26XX-SUPPLIES & MATERIALS			
					5-ADMINISTRATION Total	435,196	386,979	379,913
3252EM Total						6,185,196	5,930,370	5,601,680
3253EM	MONTANA	KATRINA	9/13/2005	2-INFRASTRUCTURE	416X-PUBLIC ASSISTANCE	400,000	397,372	117,810
					2-INFRASTRUCTURE Total	400,000	397,372	117,810
				5-ADMINISTRATION	11XX-SALARIES & BENEFITS	26,452	21,279	21,279
					21XX-TRAVEL	13,904	13,507	12,099
					22XX-TRANSPORTION			
					23XX-RENT, COMM, UTILITIES			
					24XX-PRINT & REPRO			
					26XX-SUPPLIES & MATERIALS	2,500		
					5-ADMINISTRATION Total	42,856	34,786	33,378
3253EM Total						442,856	432,158	151,188
3255EM	RHODE ISLAND	KATRINA	9/19/2005	2-INFRASTRUCTURE	416X-PUBLIC ASSISTANCE	1,500,000	1,131,503	927,088
					2-INFRASTRUCTURE Total	1,500,000	1,131,503	927,088
				5-ADMINISTRATION	11XX-SALARIES & BENEFITS	10,916	8,320	8,320
					21XX-TRAVEL	13,792	13,792	7,916
					22XX-TRANSPORTION			
					23XX-RENT, COMM, UTILITIES			
					24XX-PRINT & REPRO			
					26XX-SUPPLIES & MATERIALS			
					5-ADMINISTRATION Total	24,708	22,112	16,236
3255EM Total						1,524,708	1,153,615	943,324
3256EM	MAINE	KATRINA	9/19/2005	2-INFRASTRUCTURE	416X-PUBLIC ASSISTANCE	100,000	51,276	51,276
					2-INFRASTRUCTURE Total	100,000	51,276	51,276
				5-ADMINISTRATION	11XX-SALARIES & BENEFITS			
					21XX-TRAVEL	6,000	6,000	
					22XX-TRANSPORTION			
					23XX-RENT, COMM, UTILITIES			
					24XX-PRINT & REPRO			
					26XX-SUPPLIES & MATERIALS			
					5-ADMINISTRATION Total	6,000	6,000	
3256EM Total						106,000	57,276	51,276
3257EM	NEW JERSEY	KATRINA	9/19/2005	2-INFRASTRUCTURE	416X-PUBLIC ASSISTANCE	120,026	120,026	116,692
					2-INFRASTRUCTURE Total	120,026	120,026	116,692
				5-ADMINISTRATION	11XX-SALARIES & BENEFITS	62,651	52,712	52,712
					21XX-TRAVEL	18,466	7,948	7,349
					22XX-TRANSPORTION	200	200	158
					23XX-RENT, COMM, UTILITIES			
					24XX-PRINT & REPRO			
					26XX-SUPPLIES & MATERIALS			
					5-ADMINISTRATION Total	81,317	60,860	60,220
3257EM Total						201,343	180,886	176,912
3258EM	NEW HAMPSHIRE	KATRINA	9/19/2005	2-INFRASTRUCTURE	416X-PUBLIC ASSISTANCE	100,000	9,887	9,887
					2-INFRASTRUCTURE Total	100,000	9,887	9,887
				5-ADMINISTRATION	11XX-SALARIES & BENEFITS			
					21XX-TRAVEL	6,000	6,000	92
					22XX-TRANSPORTION			
					23XX-RENT, COMM, UTILITIES			
					24XX-PRINT & REPRO			
					26XX-SUPPLIES & MATERIALS			
					5-ADMINISTRATION Total	6,000	6,000	92
3258EM Total						106,000	15,887	9,979
3259EM	FLORIDA	RITA	9/20/2005	2-INFRASTRUCTURE	416X-PUBLIC ASSISTANCE	9,100,000	8,921,857	5,203,714
					2-INFRASTRUCTURE Total	9,100,000	8,921,857	5,203,714
				4-OPERATIONS	2508-MISSIONS-DFA	10,000	10,000	
					4-OPERATIONS Total	10,000	10,000	
				5-ADMINISTRATION	11XX-SALARIES & BENEFITS	19,741	19,741	19,741
					21XX-TRAVEL	25,060	25,060	25,060
					22XX-TRANSPORTION			
					23XX-RENT, COMM, UTILITIES			
					24XX-PRINT & REPRO			

PROG CODE	STATE NAME	EVENT NAME	DECLARED	PROGRAM AREA	PROGRAM NAME	ALLOCATIONS	OBLIGATIONS	EXPENDITURES
					2501-MISSIONS-FOS	1,236,000	1,236,000	24,459
					26XX-SUPPLIES & MATERIALS			
				5-ADMINISTRATION Total		1,280,801	1,280,801	69,260
3259EM Total						10,390,801	10,212,657	5,272,973
3260EM	LOUISIANA	RITA	9/21/2005	2-INFRASTRUCTURE	416X-PUBLIC ASSISTANCE			
				2-INFRASTRUCTURE Total				
				4-OPERATIONS	2508-MISSIONS-DFA	100,000	100,000	
				4-OPERATIONS Total		100,000	100,000	
				5-ADMINISTRATION	11XX-SALARIES & BENEFITS			
					21XX-TRAVEL			
					22XX-TRANSPORTION			
					23XX-RENT, COMM, UTILITIES			
					24XX-PRINT & REPRO			
					2501-MISSIONS-FOS	175,000	175,000	
					26XX-SUPPLIES & MATERIALS			
				5-ADMINISTRATION Total		175,000	175,000	
3260EM Total						275,000	275,000	
3261EM	TEXAS	RITA	9/21/2005	2-INFRASTRUCTURE	416X-PUBLIC ASSISTANCE	6,015,000	5,883,251	5,668,990
				2-INFRASTRUCTURE Total		6,015,000	5,883,251	5,668,990
				4-OPERATIONS	2508-MISSIONS-DFA	5,000,000	5,000,000	
				4-OPERATIONS Total		5,000,000	5,000,000	
				5-ADMINISTRATION	11XX-SALARIES & BENEFITS	18,793	18,793	18,793
					21XX-TRAVEL	13,238	13,238	13,238
					22XX-TRANSPORTION			
					23XX-RENT, COMM, UTILITIES	50,000	50,000	4,733
					24XX-PRINT & REPRO	20,000	20,000	20,000
					2501-MISSIONS-FOS	97,630,802	97,630,802	4,076,547
					25XX-OTHER SERVICES	1,165,737	1,165,737	551,700
					26XX-SUPPLIES & MATERIALS	591,787	591,787	397,723
					31XX-EQUIPMENT	1,363,983	1,363,983	1,312,357
				5-ADMINISTRATION Total		100,854,341	100,854,341	6,395,092
3261EM Total						111,869,341	111,737,592	12,064,082
3262EM	NEW YORK	KATRINA	9/30/2005	2-INFRASTRUCTURE	416X-PUBLIC ASSISTANCE	2,259,214	1,644,588	1,021,557
				2-INFRASTRUCTURE Total		2,259,214	1,644,588	1,021,557
				5-ADMINISTRATION	11XX-SALARIES & BENEFITS	273,100	226,376	226,376
					21XX-TRAVEL	80,800	77,614	70,271
					22XX-TRANSPORTION	200	200	200
				5-ADMINISTRATION Total		354,100	304,190	296,847
3262EM Total						2,613,314	1,948,778	1,318,404
3263EM	DELAWARE	KATRINA	9/30/2005	2-INFRASTRUCTURE	416X-PUBLIC ASSISTANCE	101,941	100,286	95,419
				2-INFRASTRUCTURE Total		101,941	100,286	95,419
				5-ADMINISTRATION	11XX-SALARIES & BENEFITS	45,400		
					21XX-TRAVEL	3,500	443	443
				5-ADMINISTRATION Total		48,900	443	443
3263EM Total						150,841	100,729	95,862
Grand Total						37,122,159,643	34,913,312,743	20,915,177,209

FINANCIAL INFORMATION TOOL
FOR HURRICANE KATRINA, RITA, & WILMA DECLARATIONS ONLY
MISSION ASSIGNMENTS ONLY

AS OF 07-26-2006

AGENCY	OBLIGATIONS	EXPENDITURES
AID	17,354,000	13,561
APHIS	400,000	
ARC	55,000	11,159
BIA	317,600	
BTS	200,000	
BUREC	2,089,000	
CBP	42,957,949	6,226,284
CDC	20,098,500	
CIA	200,000	
CNCS	5,014,126	
COE-LRD	15,000	2,522
COE-MVD	4,200,701,516	419,239,992
COE-NAD		
COE-SAD	474,676,445	77,199,698
COE-SWD	265,928,900	34,917,359
DHSOIG	200,000	
DHUD	83,065,000	36,041,896
DOC	1,700,000	409,820
DOD	1,030,486,169	308,597,878
DOE	505,000	13,013
DOED	230,000	
DOI	1,387,784	93,213
DOL	325,000	14,946
DOS	55,000	
DOT	569,786,987	293,321,517
EEOC	200,000	
EPA	357,371,200	9,398,166
FAA		
FCC	200,000	
FCSIC	200,000	
FLETC	460,103	438,223
FMSHRC	200,000	
FNS	20,000	
FPS	239,559,285	62,381,079
GSA	79,017,018	588,169

AGENCY	OBLIGATIONS	EXPENDITURES
HHS	254,354,997	2,735,966
IAIP	214,000	
ICE	36,417,200	266,152
MSPB		
NAR	880,380	
NASA	541,500	
NCPC	7,469	7,469
NCS	13,220,685	134,058
NCUA		
NGA	1,380,000	5,714
NLRB	240,000	215,543
NOAA	5,155,000	
NPS	157,000	
NRC	200,000	
NSF	200,000	
OCFO	210,000	
OPM	615,000	
OSHA	21,625,000	
OSLGCP	200,000	
RRB	5,419	5,419
S&T	100,000	
SBA	200,000	
SCS	11,800	
SEC	2,000	
SSA	1,042,397	817,397
TREAS	2,790,650	65,863
TSA	455,000	
TVA	11,264,271	2,198,750
USCG	442,418,501	11,610,623
USCIS	910,000	
USDA	19,360,500	
USDJ	55,794,600	3,300,991
USFS	365,680,288	4,306,705
USFWS		
USGS	499,300	
USPC	5,697,217	546,985
USPHS		
USPS	1,126,889	129,208
USSS	8,800	
VA	10,075,000	
Grand Total	8,648,037,445	1,275,255,339

**FINANCIAL INFORMATION TOOL
FOR HURRICANE KATRINA, RITA, & WILMA DECLARATIONS ONLY
MISSION ASSIGNMENTS ONLY
AS OF 07-26-2006**

PROG CODE	STATE NAME	EVENT NAME	AGENCY	PROGRAM NAME	OBLIGATIONS	EXPENDITURES
1602DR	FLORIDA	KATRINA	CBP	2501-MISSIONS-FOS	11,447,424	6,226,284
			COE-SAD	2501-MISSIONS-FOS	335,000	43,895
			DOD	2501-MISSIONS-FOS	100,000	
			DOE	2501-MISSIONS-FOS	10,000	
			DOT	2501-MISSIONS-FOS	2,018,500	997,472
			EPA	2501-MISSIONS-FOS	20,000	
			GSA	2501-MISSIONS-FOS	155,000	
			HHS	2501-MISSIONS-FOS	365,000	
			NCS	2501-MISSIONS-FOS	10,000	
			USCG	2501-MISSIONS-FOS	1	
			USDA	2501-MISSIONS-FOS	10,000	
				2507-MISSIONS-TA	10,000	
				USFS	2501-MISSIONS-FOS	725,000
1602DR Total					15,205,925	7,274,754
1603DR	LOUISIANA	KATRINA	APHIS	2501-MISSIONS-FOS	368,000	
				2508-MISSIONS-DFA	12,000	
			ARC	2501-MISSIONS-FOS	50,000	11,159
			BUREC	2501-MISSIONS-FOS	1,089,000	
			CBP	2501-MISSIONS-FOS	16,005,525	
			CDC	2508-MISSIONS-DFA	17,423,500	
			CNCS	2501-MISSIONS-FOS	1,524,626	
			COE-MVD	2501-MISSIONS-FOS	47,434,364	2,999,031
				2507-MISSIONS-TA	7,000,000	1,568,867
				2508-MISSIONS-DFA	2,131,507,000	59,629,670
			DHUD	2501-MISSIONS-FOS	3,695,000	1,801,531
				2508-MISSIONS-DFA	79,000,000	34,184,914
			DOC	2501-MISSIONS-FOS	150,000	
			DOD	2501-MISSIONS-FOS	121,197,000	15,241,564
				2507-MISSIONS-TA	384,500	
				2508-MISSIONS-DFA	28,684,427	5,061,218
			DOE	2501-MISSIONS-FOS	80,000	
			DOED	2508-MISSIONS-DFA		
			DOI	2501-MISSIONS-FOS	359,000	
			DOL	2501-MISSIONS-FOS		
			DOS	2501-MISSIONS-FOS	55,000	
			DOT	2501-MISSIONS-FOS	71,661,591	14,778,535
				2508-MISSIONS-DFA	291,708,824	170,759,370
			EPA	2501-MISSIONS-FOS	22,517,000	
				2507-MISSIONS-TA	2,500,000	
				2508-MISSIONS-DFA	197,000,000	
			FNS	2501-MISSIONS-FOS	20,000	
			FPS	2501-MISSIONS-FOS	153,717,420	61,833,932
				2507-MISSIONS-TA		
				2508-MISSIONS-DFA		
			GSA	2501-MISSIONS-FOS	2,949,500	64,864
				2508-MISSIONS-DFA		
			HHS	2501-MISSIONS-FOS	615,000	
2507-MISSIONS-TA	30,000					
2508-MISSIONS-DFA	82,686,997					

PROG CODE	STATE NAME	EVENT NAME	AGENCY	PROGRAM NAME	OBLIGATIONS	EXPENDITURES
			ICE	2501-MISSIONS-FOS	12,405,000	
				2508-MISSIONS-DFA	18,500,000	
			NAR	2508-MISSIONS-DFA	855,380	
			NASA	2501-MISSIONS-FOS	91,500	
			NCS	2501-MISSIONS-FOS	3,900,000	134,207
				2508-MISSIONS-DFA	1,000,000	
			NGA	2501-MISSIONS-FOS	520,000	
			NOAA	2501-MISSIONS-FOS	1,750,000	
			OCFO	2501-MISSIONS-FOS	10,000	
			OSHA	2501-MISSIONS-FOS	525,000	
			SBA	2501-MISSIONS-FOS		
			TREAS	2501-MISSIONS-FOS	160,000	
			TVA	2501-MISSIONS-FOS	1,937,772	830,284
				2508-MISSIONS-DFA		
			USCG	2501-MISSIONS-FOS	3,275,000	
				2507-MISSIONS-TA	37,500	
				2508-MISSIONS-DFA	165,000,000	11,162,254
			USDA	2501-MISSIONS-FOS	1,176,000	
				2508-MISSIONS-DFA	10,000,000	
			USDJ	2501-MISSIONS-FOS	2,764,600	
				2507-MISSIONS-TA	150,000	
				2508-MISSIONS-DFA	45,313,000	3,219,744
			USFS	2501-MISSIONS-FOS	138,600,000	4,237,968
				2508-MISSIONS-DFA		
			USGS	2501-MISSIONS-FOS	250,000	
			USPHS	2501-MISSIONS-FOS		
			USPS	2501-MISSIONS-FOS	83,270	83,270
			VA	2501-MISSIONS-FOS	50,000	
1603DR Total					3,689,779,296	387,602,382
1604DR	MISSISSIPPI	KATRINA	AID	2501-MISSIONS-FOS	17,314,000	10,734
			BTS	2501-MISSIONS-FOS	200,000	
			CBP	2501-MISSIONS-FOS	3,505,000	
				2508-MISSIONS-DFA		
			CNCS	2501-MISSIONS-FOS	7,500	
				2508-MISSIONS-DFA	1,508,000	
			COE-LRD	2501-MISSIONS-FOS	15,000	2,522
			COE-MVD	2501-MISSIONS-FOS	454,775,740	108,329,469
				2507-MISSIONS-TA	243,256	129,871
				2508-MISSIONS-DFA	1,271,755,595	156,430,598
			COE-SAD	2501-MISSIONS-FOS		
			DHSOIG	2501-MISSIONS-FOS	200,000	
			DHUD	2501-MISSIONS-FOS	150,000	55,451
			DOC	2501-MISSIONS-FOS	1,300,000	409,820
				2507-MISSIONS-TA	50,000	
			DOD	2501-MISSIONS-FOS	770,190,415	278,518,052
				2508-MISSIONS-DFA	54,950,345	4,125,268
			DOE	2501-MISSIONS-FOS	270,000	13,013
			DOED	2501-MISSIONS-FOS	205,000	
			DOI	2501-MISSIONS-FOS	995,400	93,213
			DOL	2501-MISSIONS-FOS	325,000	14,946
			DOS	2501-MISSIONS-FOS		
			DOT	2501-MISSIONS-FOS	64,811,314	43,455,545
				2507-MISSIONS-TA	50,000	
				2508-MISSIONS-DFA	3,353,213	
			EEOC	2501-MISSIONS-FOS	200,000	

PROG CODE	STATE NAME	EVENT NAME	AGENCY	PROGRAM NAME	OBLIGATIONS	EXPENDITURES
			EPA	2501-MISSIONS-FOS	2,529,200	749,562
				2507-MISSIONS-TA	12,300,000	1,543,423
				2508-MISSIONS-DFA	55,500,000	6,477,839
			FAA	2501-MISSIONS-FOS		
			FCC	2501-MISSIONS-FOS	200,000	
			FCSIC	2501-MISSIONS-FOS	200,000	
			FLETC	2501-MISSIONS-FOS	460,103	438,223
			FMSHRC	2501-MISSIONS-FOS	200,000	
			FPS	2501-MISSIONS-FOS	28,452,767	324,052
				2508-MISSIONS-DFA	700,000	168,611
			GSA	2501-MISSIONS-FOS	60,352,018	431,887
				2508-MISSIONS-DFA		
			HHS	2501-MISSIONS-FOS	695,000	
				2507-MISSIONS-TA	207,500	
				2508-MISSIONS-DFA	64,815,500	2,735,966
			IAIP	2501-MISSIONS-FOS	214,000	
			ICE	2501-MISSIONS-FOS	5,012,200	266,152
			MSPB	2501-MISSIONS-FOS		
			NAR	2501-MISSIONS-FOS	25,000	
			NASA	2501-MISSIONS-FOS	400,000	
				2508-MISSIONS-DFA	50,000	
			NCPC	2501-MISSIONS-FOS	7,469	7,469
			NCS	2501-MISSIONS-FOS	2,325,000	
				2508-MISSIONS-DFA		
			NCUA	2501-MISSIONS-FOS		
			NGA	2501-MISSIONS-FOS	170,000	5,714
			NLRB	2501-MISSIONS-FOS	240,000	215,543
			NOAA	2501-MISSIONS-FOS		
				2508-MISSIONS-DFA	500,000	
			NPS	2507-MISSIONS-TA	157,000	
			NRC	2501-MISSIONS-FOS	200,000	
			NSF	2501-MISSIONS-FOS	200,000	
			OCFO	2501-MISSIONS-FOS	200,000	
			OPM	2501-MISSIONS-FOS	615,000	
			OSHA	2501-MISSIONS-FOS	21,100,000	
			OSLGCP	2501-MISSIONS-FOS	200,000	
			RRB	2501-MISSIONS-FOS	5,419	5,419
			S&T	2501-MISSIONS-FOS	100,000	
			SBA	2501-MISSIONS-FOS	200,000	
			SCS	2501-MISSIONS-FOS	11,800	
			SEC	2501-MISSIONS-FOS	2,000	
			SSA	2501-MISSIONS-FOS	842,397	817,397
			TREAS	2501-MISSIONS-FOS	2,370,650	31,218
			TSA	2501-MISSIONS-FOS	455,000	
			TVA	2501-MISSIONS-FOS	2,610,876	379,939
			USCG	2501-MISSIONS-FOS	13,970,000	294,253
				2508-MISSIONS-DFA	231,000,000	
			USCIS	2501-MISSIONS-FOS	910,000	
			USDA	2501-MISSIONS-FOS	112,000	
				2507-MISSIONS-TA	12,500	
				2508-MISSIONS-DFA	1,200,000	
			USDJ	2501-MISSIONS-FOS	2,655,000	
				2508-MISSIONS-DFA	4,867,000	81,247
			USFS	2501-MISSIONS-FOS	8,495,000	
				2507-MISSIONS-TA	50,000	

PROG CODE	STATE NAME	EVENT NAME	AGENCY	PROGRAM NAME	OBLIGATIONS	EXPENDITURES
				2508-MISSIONS-DFA	5,500,000	631
			USGS	2501-MISSIONS-FOS	125,300	
			USPC	2501-MISSIONS-FOS	4,697,217	546,985
			USPS	2501-MISSIONS-FOS	43,619	28,619
			USSS	2501-MISSIONS-FOS	8,800	
			VA	2501-MISSIONS-FOS	25,000	
1604DR Total					3,184,872,113	607,138,650
1605DR	ALABAMA	KATRINA	AID	2501-MISSIONS-FOS	40,000	2,827
			CNCS	2508-MISSIONS-DFA	500,000	
			COE-SAD	2501-MISSIONS-FOS	30,300,000	11,868,472
				2508-MISSIONS-DFA	151,000,000	51,280,277
			DHUD	2501-MISSIONS-FOS		
			DOD	2501-MISSIONS-FOS	2,669,482	
			DOE	2501-MISSIONS-FOS	10,000	
			DOS	2501-MISSIONS-FOS		
			DOT	2501-MISSIONS-FOS	24,057,500	12,914,312
				2508-MISSIONS-DFA		
			EPA	2501-MISSIONS-FOS	10,000	4,164
				2507-MISSIONS-TA	3,000,000	119,628
				2508-MISSIONS-DFA	17,000,000	490,047
			FPS	2501-MISSIONS-FOS	5,452,500	54,485
			GSA	2501-MISSIONS-FOS	11,260,000	3,850
			HHS	2501-MISSIONS-FOS	50,000	
				2508-MISSIONS-DFA		
			NCS	2501-MISSIONS-FOS	73,000	
			TREAS	2501-MISSIONS-FOS	180,000	34,645
			TVA	2501-MISSIONS-FOS	3,457,622	988,528
			USCG	2501-MISSIONS-FOS	2,275,000	154,117
				2508-MISSIONS-DFA		
			USDA	2501-MISSIONS-FOS	20,000	
			USFS	2501-MISSIONS-FOS	1,260,000	22,040
			USGS	2501-MISSIONS-FOS	70,500	
			USPS	2501-MISSIONS-FOS	1,000,000	17,319
1605DR Total					253,685,605	77,954,711
1606DR	TEXAS	RITA	ARC	2501-MISSIONS-FOS		
			BIA	2508-MISSIONS-DFA	317,600	
			CNCS	2508-MISSIONS-DFA	224,000	
			COE-MVD	2507-MISSIONS-TA	50,000	
			COE-SWD	2501-MISSIONS-FOS	41,888,900	10,606,412
				2507-MISSIONS-TA	100,000	10,594
				2508-MISSIONS-DFA	213,350,000	24,285,395
			DHUD	2501-MISSIONS-FOS	120,000	
			DOD	2501-MISSIONS-FOS	23,100,000	20,676
				2508-MISSIONS-DFA	2,810,000	
			DOE	2501-MISSIONS-FOS	50,000	
			DOI	2501-MISSIONS-FOS	5,000	
			DOT	2501-MISSIONS-FOS	30,330,742	19,837,312
				2501-MISSIONS-FOS	10,000	
			FPS	2501-MISSIONS-FOS	7,700,000	
			GSA	2501-MISSIONS-FOS	30,000	(14,376)
			HHS	2501-MISSIONS-FOS	21,000,000	
			NCS	2501-MISSIONS-FOS	340,000	(150)
			NGA	2501-MISSIONS-FOS	690,000	
			NOAA	2501-MISSIONS-FOS	2,790,000	
			TREAS	2501-MISSIONS-FOS	70,000	
			TVA	2501-MISSIONS-FOS	2,080,000	

PROG CODE	STATE NAME	EVENT NAME	AGENCY	PROGRAM NAME	OBLIGATIONS	EXPENDITURES	
			USCG	2501-MISSIONS-FOS	100,000		
				2508-MISSIONS-DFA	8,000,000		
			USDA	2501-MISSIONS-FOS	280,000		
				2508-MISSIONS-DFA	650,000		
			USFS	2501-MISSIONS-FOS	124,050,000		
			USGS	2501-MISSIONS-FOS			
			USPC	2501-MISSIONS-FOS	1,000,000		
		VA	2508-MISSIONS-DFA	10,000,000			
1606DR Total					491,136,242	54,745,863	
1607DR	LOUISIANA	RITA	BUREC	2501-MISSIONS-FOS	1,000,000		
			CDC	2501-MISSIONS-FOS			
			COE-MVD	2501-MISSIONS-FOS	1,675,000	617,326	
				2507-MISSIONS-TA	600,000	264,985	
				2508-MISSIONS-DFA	285,500,000	89,213,770	
			DOD	2501-MISSIONS-FOS			
					2508-MISSIONS-DFA	11,000,000	1,576,361
			DOT	2501-MISSIONS-FOS	25,110,000	9,677,971	
					2508-MISSIONS-DFA	10,000,000	490,697
			EPA	2508-MISSIONS-DFA	39,500,000		
			FPS	2501-MISSIONS-FOS	5,000,000		
			GSA	2501-MISSIONS-FOS	525,500	8,954	
			HHS	2508-MISSIONS-DFA	20,100,000		
			NCS	2501-MISSIONS-FOS	5,002,685		
			TREAS	2501-MISSIONS-FOS	10,000		
			USCG	2508-MISSIONS-DFA	18,400,000		
			USDA	2508-MISSIONS-DFA	5,500,000		
			USFS	2508-MISSIONS-DFA	35,000,000		
			USGS	2508-MISSIONS-DFA	36,000		
1607DR Total					463,959,185	101,850,065	
1609DR	FLORIDA	WILMA	CIA	2501-MISSIONS-FOS	200,000		
			CNCS	2508-MISSIONS-DFA	1,250,000		
			COE-SAD	2501-MISSIONS-FOS	69,936,445	10,776,763	
					2507-MISSIONS-TA	600,000	317,591
					2508-MISSIONS-DFA	222,350,000	2,888,241
			DOC	2501-MISSIONS-FOS	200,000		
			DOD	2501-MISSIONS-FOS	2,650,000	849,573	
					2508-MISSIONS-DFA	900,000	6,277
			DOE	2501-MISSIONS-FOS	55,000		
			DOI	2508-MISSIONS-DFA	28,384		
			DOT	2501-MISSIONS-FOS	35,249,501	17,454,576	
			EPA	2501-MISSIONS-FOS	40,000	4,264	
					2507-MISSIONS-TA	100,000	3,050
					2508-MISSIONS-DFA	300,000	
			FPS	2501-MISSIONS-FOS	30,371,512		
					2508-MISSIONS-DFA	150,000	
			GSA	2501-MISSIONS-FOS	130,000	5,952	
			HHS	2501-MISSIONS-FOS	1,230,000		
					2508-MISSIONS-DFA	8,165,000	
			NCS	2501-MISSIONS-FOS	40,000		
					2508-MISSIONS-DFA		
			NOAA	2508-MISSIONS-DFA	115,000		
			NPS	2501-MISSIONS-FOS			
			SSA	2501-MISSIONS-FOS	200,000		
			USCG	2501-MISSIONS-FOS	50,000		
					2508-MISSIONS-DFA	70,000	

PROG CODE	STATE NAME	EVENT NAME	AGENCY	PROGRAM NAME	OBLIGATIONS	EXPENDITURES
			USDA	2501-MISSIONS-FOS	330,000	
			USDJ	2501-MISSIONS-FOS	45,000	
			USFS	2501-MISSIONS-FOS	5,580,000	
			USFWS	2501-MISSIONS-FOS		
			USGS	2501-MISSIONS-FOS	2,500	
1609DR Total					380,338,342	32,306,286
3212EM	LOUISIANA	KATRINA	DOD	2501-MISSIONS-FOS	250,000	
			DOT	2501-MISSIONS-FOS	6,120,000	134,840
			GSA	2501-MISSIONS-FOS		
				2508-MISSIONS-DFA	1,500,000	2,096
			NCS	2501-MISSIONS-FOS		
3212EM Total					7,870,000	136,936
3213EM	MISSISSIPPI	KATRINA	COE-MVD	2501-MISSIONS-FOS	160,561	56,405
			COE-SAD	2501-MISSIONS-FOS		
			DOD	2501-MISSIONS-FOS	10,000	8,103
			DOE	2501-MISSIONS-FOS	20,000	
			DOT	2501-MISSIONS-FOS	35,000	16,915
			EPA	2501-MISSIONS-FOS	10,000	6,189
			FPS	2501-MISSIONS-FOS	188,608	
			GSA	2501-MISSIONS-FOS	1,760,000	69,618
			HHS	2501-MISSIONS-FOS	50,000	
			NCS	2501-MISSIONS-FOS	10,000	
			TVA	2501-MISSIONS-FOS	288,000	
			USDA	2501-MISSIONS-FOS	20,000	
			USFS	2501-MISSIONS-FOS	60,288	
3213EM Total					2,612,457	157,229
3214EM	ALABAMA	KATRINA	APHIS	2501-MISSIONS-FOS		
			COE-SAD	2501-MISSIONS-FOS		
			DOD	2501-MISSIONS-FOS		
			DOE	2501-MISSIONS-FOS		
			DOT	2501-MISSIONS-FOS		
			EPA	2501-MISSIONS-FOS		
				2507-MISSIONS-TA		
			FPS	2501-MISSIONS-FOS	31,478	
			GSA	2501-MISSIONS-FOS		
			HHS	2501-MISSIONS-FOS		
			NCS	2501-MISSIONS-FOS		
			TVA	2501-MISSIONS-FOS		
			USCG	2501-MISSIONS-FOS		
			USDA	2501-MISSIONS-FOS		
			USFS	2501-MISSIONS-FOS		
3214EM Total					31,478	
3215EM	ARKANSAS	KATRINA	DOT	2501-MISSIONS-FOS	50,000	
				2508-MISSIONS-DFA	500,000	
			FPS	2501-MISSIONS-FOS	460,000	
			GSA	2501-MISSIONS-FOS	60,000	7,452
			HHS	2501-MISSIONS-FOS	10,000	
				2508-MISSIONS-DFA	3,000,000	
3215EM Total					4,080,000	7,452
3216EM	TEXAS	KATRINA	CDC	2508-MISSIONS-DFA	2,675,000	
			DHUD	2501-MISSIONS-FOS	100,000	
			DOD	2501-MISSIONS-FOS	20,000	
				2508-MISSIONS-DFA		
			DOED	2501-MISSIONS-FOS	25,000	
			DOT	2501-MISSIONS-FOS	650,000	632,826

PROG CODE	STATE NAME	EVENT NAME	AGENCY	PROGRAM NAME	OBLIGATIONS	EXPENDITURES
				2508-MISSIONS-DFA	2,500,000	1,300,346
			FPS	2501-MISSIONS-FOS	7,000,000	
			GSA	2501-MISSIONS-FOS	285,000	7,872
			HHS	2501-MISSIONS-FOS	80,000	
				2508-MISSIONS-DFA	10,000,000	
			ICE	2501-MISSIONS-FOS	500,000	
			TVA	2501-MISSIONS-FOS	890,000	
			USFS	2501-MISSIONS-FOS	5,000	2,656
				2508-MISSIONS-DFA	22,500,000	34,343
			USGS	2508-MISSIONS-DFA	15,000	
3216EM Total					47,245,000	1,978,042
3217EM	TENNESSEE	KATRINA	HHS	2501-MISSIONS-FOS	2,000	
				2507-MISSIONS-TA	5,000	
			USDA	2501-MISSIONS-FOS		
3217EM Total					7,000	
3218EM	GEORGIA	KATRINA	HHS	2501-MISSIONS-FOS	52,000	
			USDA	2501-MISSIONS-FOS		
3218EM Total					52,000	
3222EM	NORTH CAROLINA	KATRINA	HHS	2501-MISSIONS-FOS	2,000	
			USDA	2501-MISSIONS-FOS		
3222EM Total					2,000	
3223EM	UTAH	KATRINA	GSA	2508-MISSIONS-DFA		
3223EM Total						
3224EM	COLORADO	KATRINA	GSA	2501-MISSIONS-FOS		
3224EM Total						
3231EM	KENTUCKY	KATRINA	HHS	2501-MISSIONS-FOS	2,000	
			USDA	2501-MISSIONS-FOS		
3231EM Total					2,000	
3232EM	MISSOURI	KATRINA	ARC	2501-MISSIONS-FOS	5,000	
3232EM Total					5,000	
3233EM	SOUTH CAROLINA	KATRINA	HHS	2501-MISSIONS-FOS	2,000	
			USDA	2501-MISSIONS-FOS		
3233EM Total					2,000	
3237EM	ALABAMA	KATRINA	HHS	2508-MISSIONS-DFA	1,000,000	
3237EM Total					1,000,000	
3241EM	ARIZONA	KATRINA	USFS	2501-MISSIONS-FOS	2,000,000	1,963
3241EM Total					2,000,000	1,963
3259EM	FLORIDA	RITA	APHIS	2501-MISSIONS-FOS	10,000	
				2508-MISSIONS-DFA	10,000	
			COE-NAD	2501-MISSIONS-FOS		
			COE-SAD	2501-MISSIONS-FOS	155,000	24,459
			DOD	2501-MISSIONS-FOS	255,000	
			DOE	2501-MISSIONS-FOS	10,000	
			DOT	2501-MISSIONS-FOS	10,000	
			EPA	2501-MISSIONS-FOS	10,000	
			FPS	2501-MISSIONS-FOS	10,000	
			GSA	2501-MISSIONS-FOS		
			HHS	2501-MISSIONS-FOS	10,000	
			NCS	2501-MISSIONS-FOS	10,000	
			USCG	2501-MISSIONS-FOS	16,000	
			USDA	2501-MISSIONS-FOS	10,000	
			USFS	2501-MISSIONS-FOS	730,000	
3259EM Total					1,246,000	24,459
3260EM	LOUISIANA	RITA	COE-MVD	2508-MISSIONS-DFA		
			DOD	2501-MISSIONS-FOS		

PROG CODE	STATE NAME	EVENT NAME	AGENCY	PROGRAM NAME	OBLIGATIONS	EXPENDITURES
				2508-MISSIONS-DFA		
			DOT	2508-MISSIONS-DFA		
			EPA	2501-MISSIONS-FOS	25,000	
			FPS	2501-MISSIONS-FOS	125,000	
				2508-MISSIONS-DFA	100,000	
			HHS	2508-MISSIONS-DFA		
			USCG	2501-MISSIONS-FOS	25,000	
3260EM Total					275,000	
3261EM	TEXAS	RITA	ARC	2501-MISSIONS-FOS		
			CBP	2501-MISSIONS-FOS	12,000,000	
			COE-SWD	2501-MISSIONS-FOS	5,590,000	14,958
				2508-MISSIONS-DFA	5,000,000	
			DOD	2501-MISSIONS-FOS	11,315,000	3,190,787
			DOT	2501-MISSIONS-FOS	1,570,802	870,802
			EPA	2501-MISSIONS-FOS	5,000,000	
			FPS	2501-MISSIONS-FOS	100,000	
			GSA	2501-MISSIONS-FOS	10,000	
			HHS	2501-MISSIONS-FOS	40,180,000	
			NCS	2501-MISSIONS-FOS	510,000	
			USCG	2501-MISSIONS-FOS	200,000	
			USDA	2501-MISSIONS-FOS	30,000	
			USFS	2501-MISSIONS-FOS	21,125,000	
3261EM Total					102,630,802	4,076,547
Grand Total					8,648,037,445	1,275,255,339

FINANCIAL INFORMATION TOOL

**SUMMARY OF ALL PUBLIC ASSISTANCE OBLIGATIONS FOR
NEW ORLEANS METROPOLITAN STATISTICAL AREA ONLY**

AS OF 07-26-2006

PROGRAM CODE	PROGRAM NAME	VENDOR COUNTY	NEMIS APPROVED OBLIGATIONS
1603DR	416X-PUBLIC ASSISTANCE	Jefferson	147,028,427.60
		Orleans	455,164,338.04
		Plaquemines	121,704,762.47
		St. Bernard	486,382,064.19
		St. Charles	20,623,448.09
		St. James	1,989,075.33
		St. John the Baptist	3,202,079.03
		St. Tammany	224,180,984.32
1603DR Total			1,460,275,179.07
1607DR	416X-PUBLIC ASSISTANCE	Jefferson	541,765.69
		Orleans	29,745.67
		Plaquemines	11,930.11
		St. Bernard	20,495.97
		St. Charles	288,952.41
		St. James	2,012.25
		St. John the Baptist	83,278.36
1607DR Total			978,180.46
Grand Total			1,461,253,359.53

FINANCIAL INFORMATION TOOL

PUBLIC ASSISTANCE OBLIGATIONS FOR NEW ORLEANS METROPOLITAN STATISTICAL AREA ONLY

AS OF 07-26-06

PROGRAM NAME	PROGRAM CATEGORY	VENDOR COUNTY	NEMIS APPROVED OBLIGATIONS			
			KATRINA	RITA	GRAND TOTAL	
			1603DR	1607DR		
416X-PUBLIC ASSISTANCE	416X-A DEBRIS REMOVAL	Jefferson	80,470,307.72	204,274.13	80,674,581.85	
		Orleans	23,699,870.01		23,699,870.01	
		Plaquemines	27,648,195.77		27,648,195.77	
		St. Bernard	263,632,131.69		263,632,131.69	
		St. Charles	871,017.96		871,017.96	
		St. James	444,231.01		444,231.01	
		St. John the Baptist	378,876.83		378,876.83	
		St. Tammany	183,379,464.13		183,379,464.13	
	416X-A DEBRIS REMOVAL Total			580,524,095.12	204,274.13	580,728,369.25
	416X-B PROTECTIVE MEASURES	Jefferson	44,772,681.23	337,491.56	45,110,172.79	
		Orleans	209,556,553.48	29,745.67	209,586,299.15	
		Plaquemines	31,632,135.96	11,930.11	31,644,066.07	
		St. Bernard	159,240,054.80	20,495.97	159,260,550.77	
		St. Charles	17,643,957.15	288,952.41	17,932,909.56	
		St. James	1,056,289.45	2,012.25	1,058,301.70	
		St. John the Baptist	1,727,491.02	83,278.36	1,810,769.38	
		St. Tammany	21,676,562.10		21,676,562.10	
	416X-B PROTECTIVE MEASURES Total			487,305,725.19	773,906.33	488,079,631.52
	416X-C ROADS & BRIDGES	Jefferson	888,109.12		888,109.12	
		Orleans	5,064,935.85		5,064,935.85	
		Plaquemines	1,228,152.13		1,228,152.13	
		St. Bernard	3,438,426.47		3,438,426.47	
		St. Charles	23,000.20		23,000.20	
		St. James	43,357.27		43,357.27	
		St. John the Baptist	99,803.93		99,803.93	
		St. Tammany	2,518,150.73		2,518,150.73	
	416X-C ROADS & BRIDGES Total			13,303,935.70		13,303,935.70
	416X-D WATER CONTROL FACILITIES	Jefferson	1,133,501.90		1,133,501.90	
Orleans		0.00		0.00		
Plaquemines		750,177.96		750,177.96		
St. Bernard		311,761.33		311,761.33		
St. Charles		222,754.33		222,754.33		
St. John the Baptist		21,309.02		21,309.02		
St. Tammany		1,069,984.35		1,069,984.35		
416X-D WATER CONTROL FACILITIES Total			3,509,488.89		3,509,488.89	
416X-E PUBLIC BUILDINGS	Jefferson	14,744,930.66	0.00	14,744,930.66		
	Orleans	122,463,025.81		122,463,025.81		
	Plaquemines	49,873,576.84		49,873,576.84		
	St. Bernard	53,554,098.81		53,554,098.81		
	St. Charles	1,574,014.35		1,574,014.35		
	St. James	264,378.48		264,378.48		
	St. John the Baptist	753,964.33	0.00	753,964.33		
	St. Tammany	11,761,135.65		11,761,135.65		
416X-E PUBLIC BUILDINGS Total			254,989,124.93	0.00	254,989,124.93	
416X-F PUBLIC UTILITIES	Jefferson	2,454,410.01	0.00	2,454,410.01		
	Orleans	82,877,071.65		82,877,071.65		
	Plaquemines	4,948,816.79		4,948,816.79		
	St. Bernard	2,985,468.72		2,985,468.72		
	St. Charles	54,628.05		54,628.05		
	St. James	41,590.30		41,590.30		
	St. John the Baptist	212,257.96		212,257.96		
	St. Tammany	2,774,293.83		2,774,293.83		
416X-F PUBLIC UTILITIES Total			96,348,537.31	0.00	96,348,537.31	
416X-G RECREATIONAL/OTHER	Jefferson	2,564,486.96		2,564,486.96		
	Orleans	11,502,881.24		11,502,881.24		
	Plaquemines	5,623,707.02		5,623,707.02		
	St. Bernard	3,220,122.37		3,220,122.37		
	St. Charles	234,076.05		234,076.05		
	St. James	139,228.82		139,228.82		
	St. John the Baptist	8,375.94		8,375.94		
	St. Tammany	1,001,393.53		1,001,393.53		
416X-G RECREATIONAL/OTHER Total			24,294,271.93		24,294,271.93	
Grand Total			1,460,275,179.07	978,180.46	1,461,253,359.53	

DISASTER RELIEF Terms Used

Direct/Support: Direct disaster programs provide resources to specifically address the short-, medium-, and long-term consequences of an event on both individuals and communities for declared disasters, emergencies, and fire management assistance grants. Direct costs also support pre-declaration activity (e.g., pre-positioning equipment and people before a hurricane strikes). Disaster support programs allow the Federal Emergency Management Agency (FEMA) to maintain critical, ongoing disaster operations and support infrastructure that supports the timely delivery of all of FEMA's disaster assistance programs. These resources provide for disaster-related support activities, which encompass ongoing operational capabilities that are not readily attributable to any one specific declared disaster.

Allocations: Funds set aside for declarations based on estimated needs for the next 30 days or less.

Commitments: Funds reserved in financial system based on specific requisitions in anticipation of their obligation.

Obligations: Obligations are recorded against allocated funds when contracts are signed, grants awarded, trips taken, mission assignments signed, etc.

Mission Assignments: Through Mission Assignments, FEMA tasks and reimburses Other Federal Agencies (OFAs) for providing services under the Stafford Act. These Mission Assignments fall into three categories:

- *Technical Assistance (TA):* OFAs provide expertise to States; 100% Federally funded; No State cost share
- *Direct Federal Assistance (DFA):* Requested by State; subject to State cost share (unless waived in response timeframe); Goods and services provided to the State to save lives and protect property
- *Federal Operations Support (FOS):* 100% Federally funded; No State cost share; Fed to Fed field operations support. This category reflects agreements with Federal agencies to perform services such as providing search and rescue operations, health and medical support, assisting with disease prevention and control, transportation of disaster victims, and delivery of food, water and other essential commodities to disaster victims.

Human Services Categories:

- *Unemployment:* Disaster Unemployment Assistance for individuals who lose their job as a result of a Presidentially-declared disaster and are not covered by regular unemployment insurance.

- *Crisis Counseling*: Short-term services, provided by FEMA as supplemental funds granted to State and local mental health agencies, available to eligible survivors of Presidentially-declared major disasters.
- *Legal Services*: Legal advice for low income individuals regarding cases that will not produce a fee, provided by The Young Lawyers Division of the American Bar Association, through an agreement with FEMA.
- *Inspections*: Inspections to assess disaster damage.
- *Other Needs Assistance*: Medical, dental, funeral cost, transportation cost and other disaster-related needs within a total cap for Individual Assistance of \$26,200 per individual or household.
- *Housing Assistance*: Lodging expenses reimbursement (for a hotel or motel), rental assistance, home repair cash grant and home replacement cash grants within a total cap for Individual Assistance of \$26,200 per individual or household.

Mitigation:

- *Hazard Mitigation*: Long-term hazard mitigation measures after a major disaster declaration. The purpose of the program is to reduce the loss of life and property due to natural disasters and to enable mitigation measures to be implemented during the immediate recovery from a disaster.