

**Department of Homeland Security - Federal Emergency Management Agency  
Weekly Disaster Relief Finance (DRF) Report**

**4-12-2006**

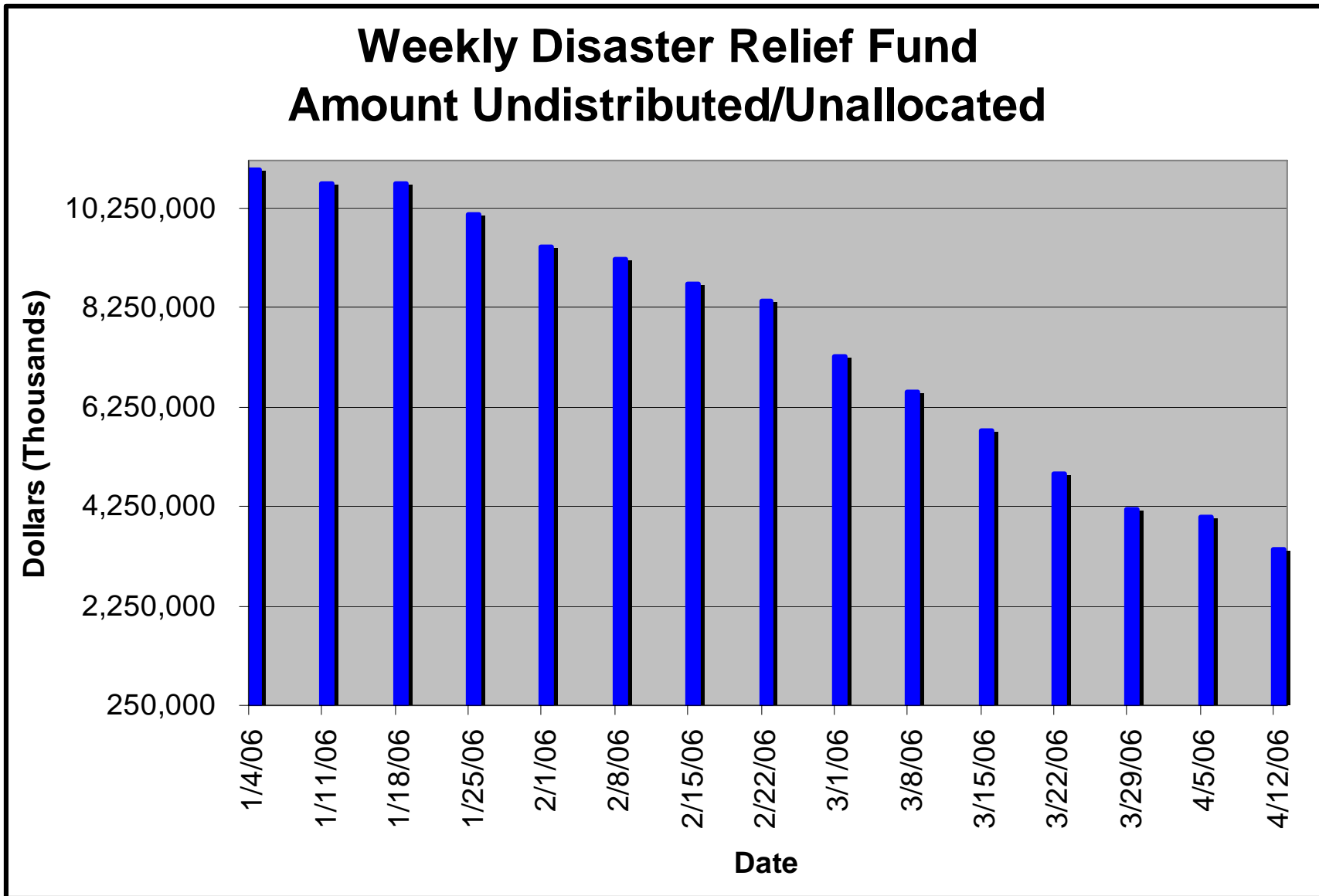
*Congressional Weekly Report*

**TABLE OF CONTENTS**

<b>File</b>	<b>Title of File</b>	<b>Description</b>	<b>Page Numbers</b>
Intro.	Graphical Representations	Graphic Analysis: ▪ DRF Amount Undistributed	2
		▪ Allocations and Obligations for Katrina	3
		▪ Katrina, Rita and Wilma Allocations, Obligations and Expenditures	4
		▪ Insurance Losses Paid and Losses Received	5
		▪ Manufactured Housing	6
2	Disaster Relief Fund - Status Report	Status of the Disaster Relief Fund	7-8
3	National Flood Insurance Data	Flood Insurance Claims made to Feds, by State; Homes Damaged without Flood Insurance, by State; Households Individual Claim Fully Paid, by State	9
4	Housing Data	Hotel and Manufactured Housing Information	10-11
5	Katrina, Rita and Wilma Declarations	Declarations by Major Object Class, Declarations by Program Area and Mission Assignments	12-22
		Vendor Details; Credit Card data; Obligations greater than \$50,000,000; Declarations; Missions Details; New Orleans data	23-82
6	Disaster Relief Terms	Definitions	83-84

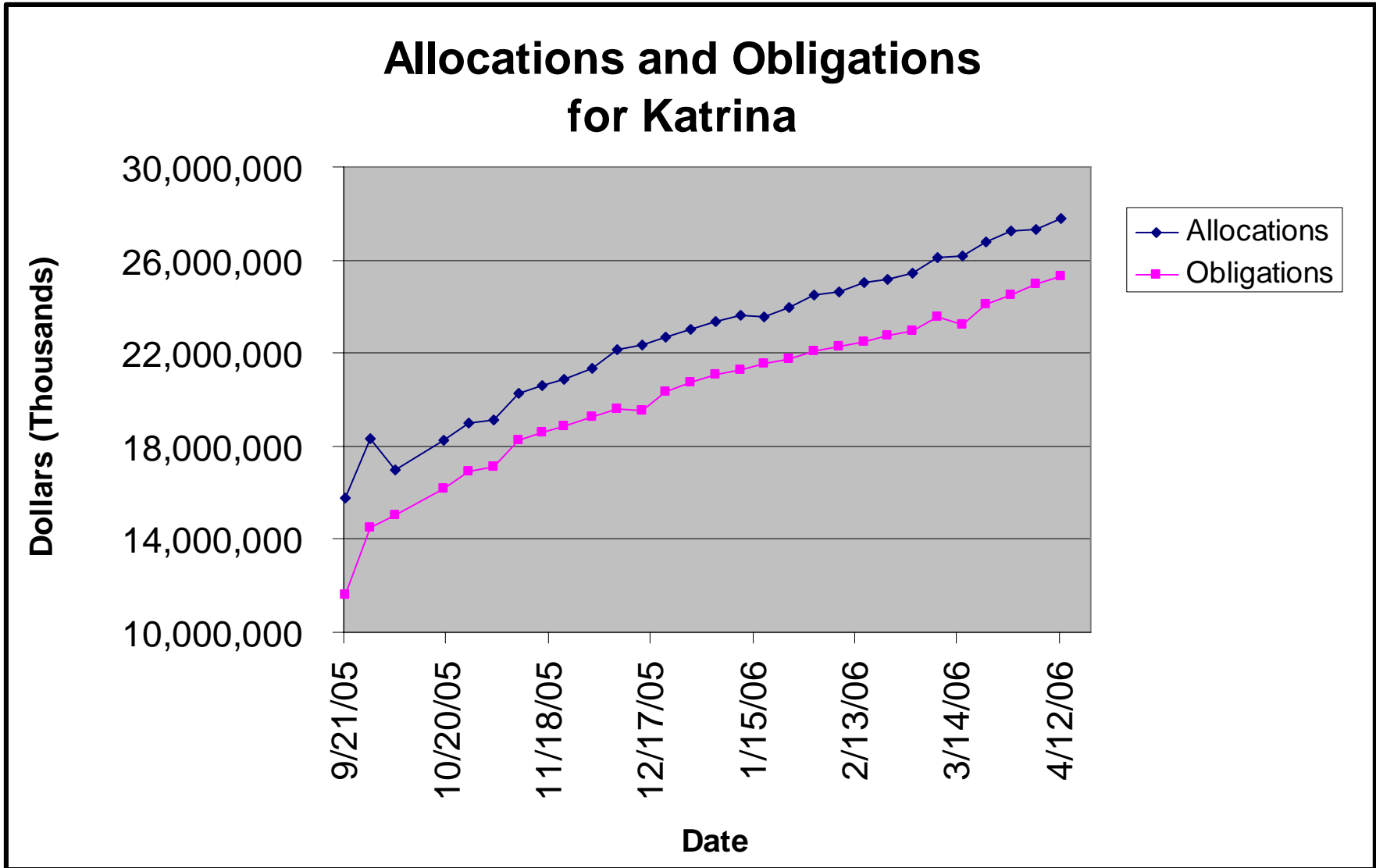
FEDERAL EMERGENCY MANAGEMENT AGENCY  
DISASTER RELIEF FUND

As of 04/12/06



FEDERAL EMERGENCY MANAGEMENT AGENCY  
DISASTER RELIEF FUND

As of 04/12/06



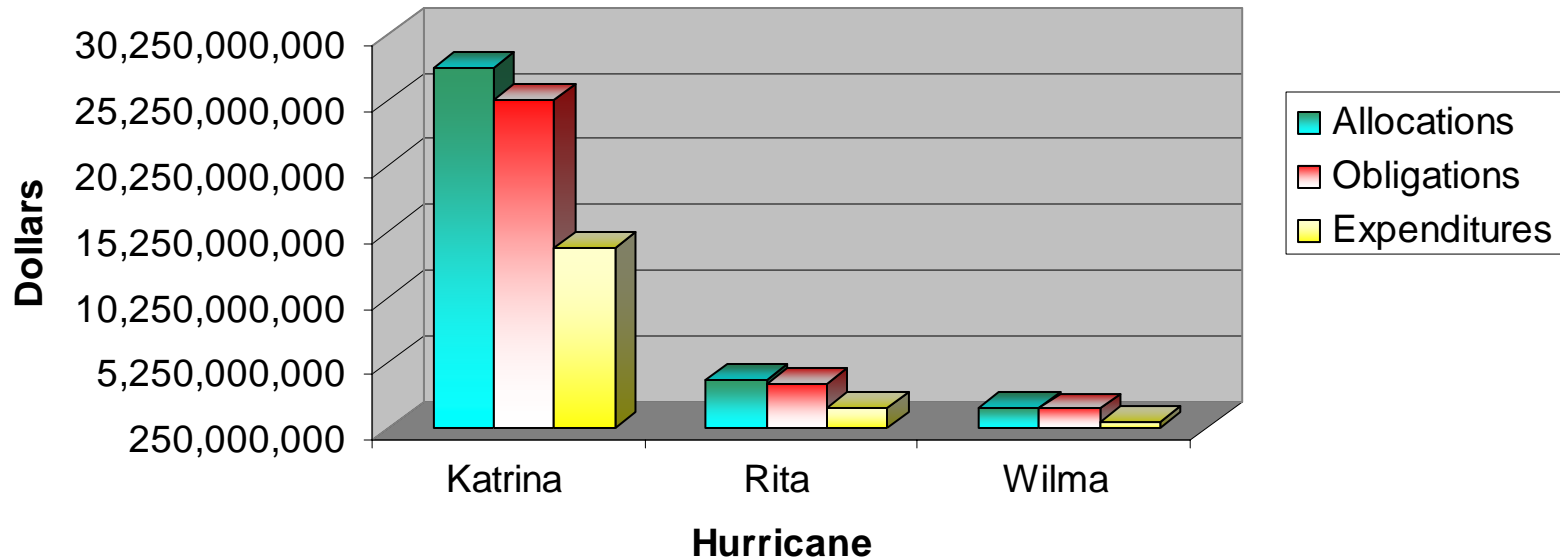
**FEDERAL EMERGENCY MANAGEMENT AGENCY  
DISASTER RELIEF FUND**

**As of 04/12/06**

**Katrina, Rita and Wilma  
Allocations, Obligations and Expenditures**

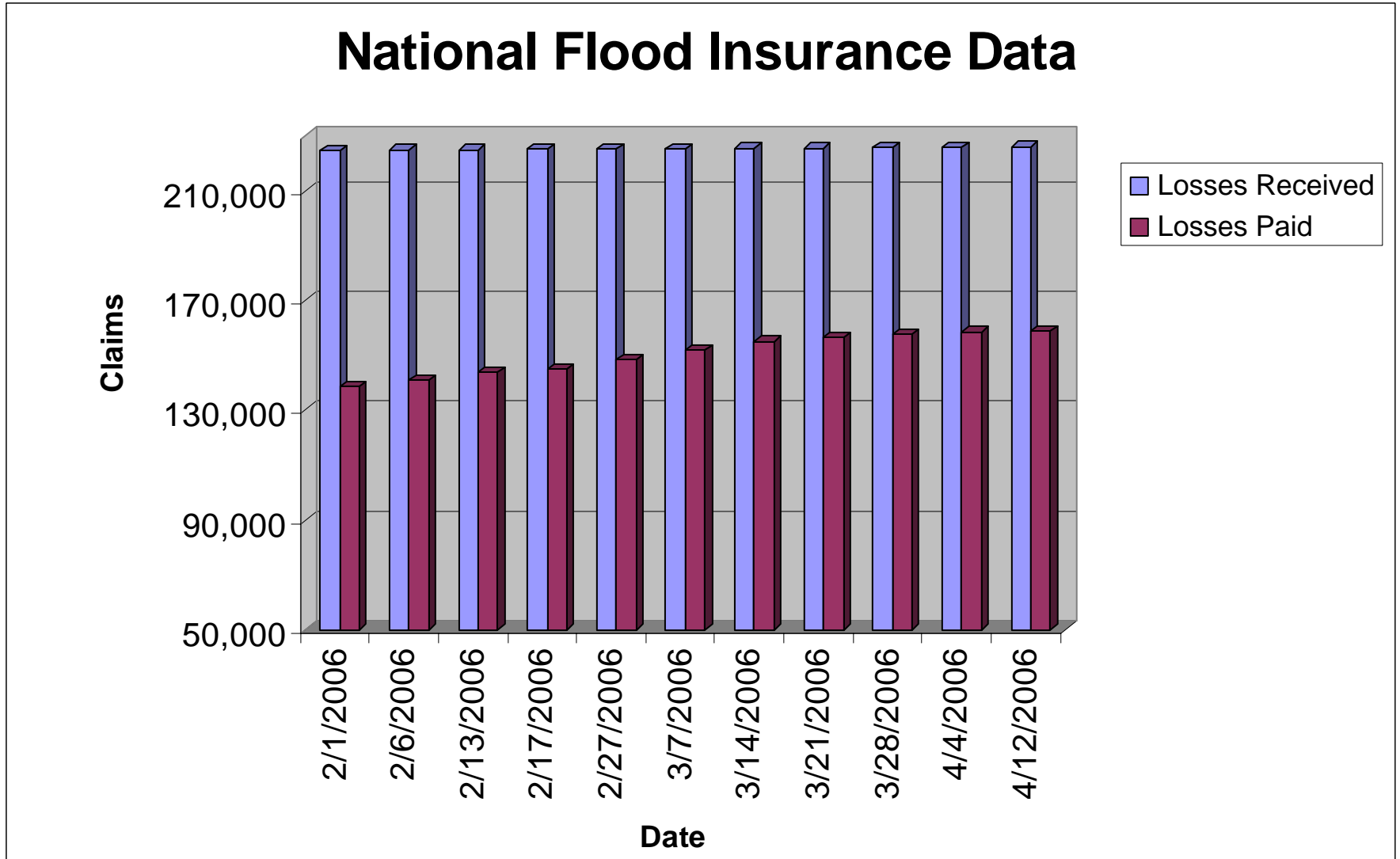
	Katrina	Rita	Wilma	Totals
<b>Allocations</b>	27,760,585,173	3,927,489,808	1,865,314,772	33,553,389,752
<b>Obligations</b>	25,314,749,604	3,619,487,904	1,752,015,394	30,686,252,901
<b>Expenditures</b>	13,988,861,834	1,825,167,094	776,848,964	16,590,877,892

**Allocations, Obligation and Expenditures  
for Katrina, Rita and Wilma**



FEDERAL EMERGENCY MANAGEMENT AGENCY  
DISASTER RELIEF FUND

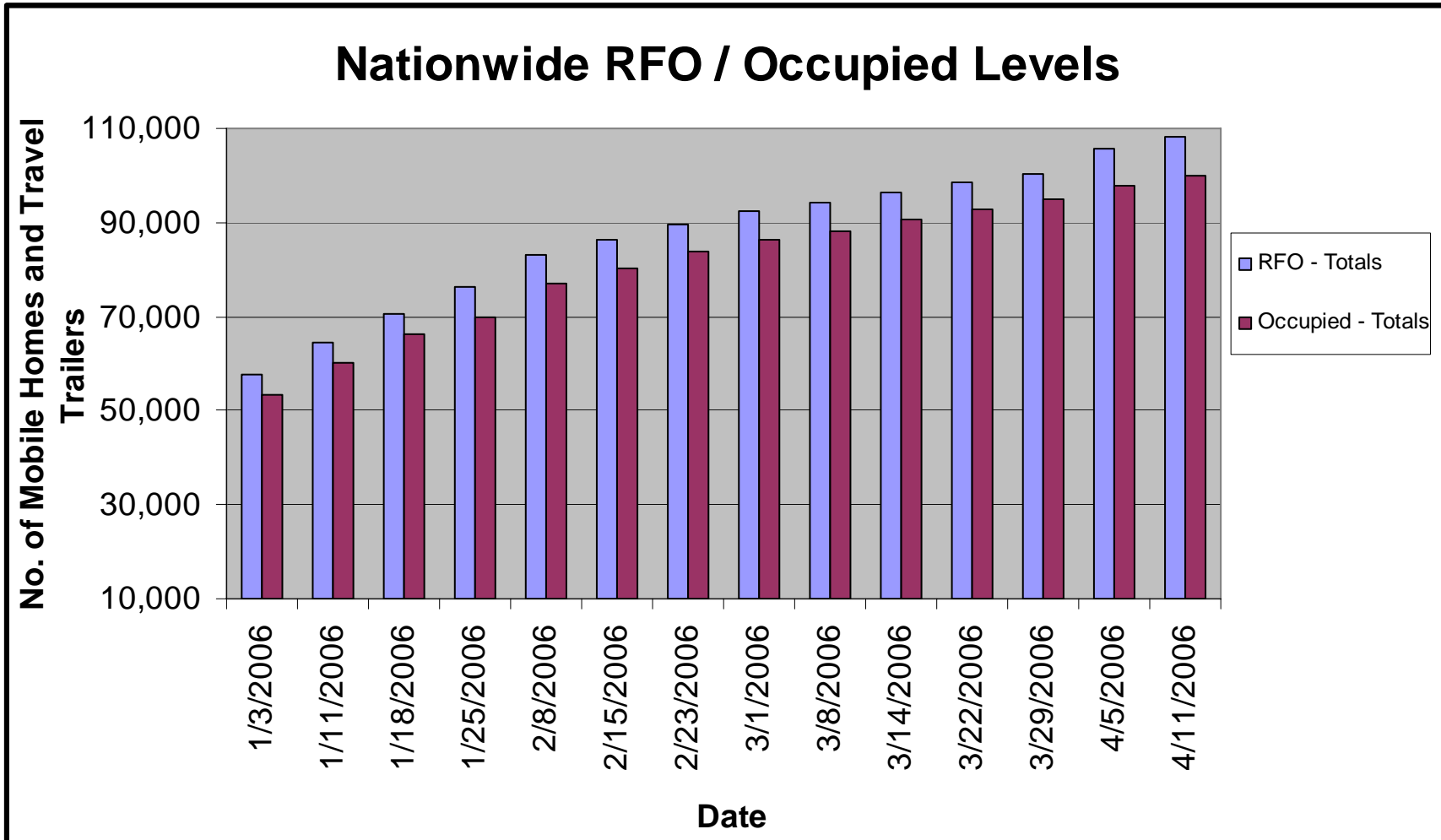
As of 04/11/06



FEDERAL EMERGENCY MANAGEMENT AGENCY  
DISASTER RELIEF FUND

As of 04/11/06

Manufactured Housing Data  
Mobile Homes and Travel Trailers Ready for Occupation (RFO) and Occupied



**HOMELAND SECURITY - FEDERAL EMERGENCY MANAGEMENT AGENCY**  
**DISASTER RELIEF FUND - FY-2006 ACTIVITY**  
*Dollars in Thousands*  
As of 04/12/06

**Status of the Disaster Relief Fund**

	<u>Direct/Support</u>	<u>Change Since Last Report</u>
<b>Status of Obligations:</b>		
FY 2005 APPROPRIATION AVAILABLE:	69,687,736	0
FY 2005 OBLIGATIONS (net of recoveries):	23,158,726	0
FY 2005 UNOBLIGATED BALANCE:	46,529,010	0
FY 2006 APPROPRIATION AVAILABLE:	24,595,556	0
TOTAL OBLIGATIONS FY 2006 (net):	16,816,312	593,734
Obligations-FY '05 Recoveries:	1,188,047	0
Less: TOTAL OBLIGATIONS FY 2006 (gross):	18,004,359	593,734
UNOBLIGATED BALANCE:	6,591,197	(593,734)
<b>Status of Commitments:</b>		
Less: TOTAL COMMITMENTS:	20,562,741	452,984
UNCOMMITTED BALANCE:	4,032,815	(452,984)
<b>Status of Allocations:</b>		
FUNDS ALLOCATED FY 2005:	23,158,726	0
FUNDS ALLOCATED FY 2006:	21,226,133	671,606
Less: TOTAL OBLIGATIONS FY 2006 (gross):	18,004,359	593,734
UNOBLIGATED ALLOCATION:	3,221,774	77,872
<b>Amount Undistributed/Unallocated:</b>	<b>3,369,423</b>	<b>(671,606)</b>

<sup>1</sup> Includes the rescission of \$23,409,300,000, transfer of \$752,500,000 to the Disaster Assistance Direct Loan Program Account, recoveries of \$1,188,047,000, the addition of the FY 2006 annual appropriation of \$1,752,300,000, and the transfer of \$712,000,000 to the Small Business Administration for the Disaster Loan Program Account.

**HOMELAND SECURITY - FEDERAL EMERGENCY MANAGEMENT AGENCY**  
**DISASTER RELIEF FUND**  
*Dollars in Thousands*  
As of 04/12/06

**Status of the Katrina Disaster Relief Funds**

	<u>Direct/Support</u>	<u>Change Since Last Report</u>
<b>Status of Allocations:</b>		
FUNDS ALLOCATED:	27,760,585	453,966
Less: TOTAL OBLIGATIONS (gross):	25,314,750	354,803
UNOBLIGATED ALLOCATION:	2,445,836	99,164
<b>Status of Obligations:</b>		
TOTAL OBLIGATIONS (gross):	25,314,750	354,803

**Status of the Rita Disaster Relief Funds**

	<u>Direct/Support</u>	<u>Change Since Last Report</u>
<b>Status of Allocations:</b>		
FUNDS ALLOCATED:	3,927,490	62,346
Less: TOTAL OBLIGATIONS (gross):	3,619,488	78,602
UNOBLIGATED ALLOCATION:	308,002	(16,256)
<b>Status of Obligations:</b>		
TOTAL OBLIGATIONS (gross):	3,619,488	78,602

**Status of the Wilma Disaster Relief Funds**

	<u>Direct/Support</u>	<u>Change Since Last Report</u>
<b>Status of Allocations:</b>		
FUNDS ALLOCATED:	1,865,315	89,000
Less: TOTAL OBLIGATIONS (gross):	1,752,015	52,444
UNOBLIGATED ALLOCATION:	113,299	36,555
<b>Status of Obligations:</b>		
TOTAL OBLIGATIONS (gross):	1,752,015	52,444

<b>Disaster Relief Fund: Details by Disaster Declaration (Katrina)</b>						
<b>Hurricane Katrina</b>				<b>Allocations</b>	<b>Obligations</b>	<b>Unobligated</b>
Florida	Declared 8/28/05	1602DR		190,322	180,078	10,244
Louisiana	Declared 8/27/05	3212EM		8,508	8,508	0
Louisiana	Declared 8/28/05	1603DR		16,761,505	15,211,770	1,549,735
Subtotal, LA				16,770,013	15,220,278	1,549,735
Mississippi	Declared 8/28/05	3213EM		2,623	2,623	0
Mississippi	Declared 8/28/05	1604DR		8,388,914	7,616,904	772,010
Subtotal, MS				8,391,536	7,619,526	772,010
Alabama	Declared 8/28/05	3214EM		84	84	0
Alabama	Declared 8/28/05	1605DR		1,684,050	1,608,315	75,735
Subtotal, AL				1,684,134	1,608,399	75,735
<b>Evacuations</b>						
Arkansas	Declared 9/02/05	3215EM		50,809	47,395	3,414
Texas	Declared 9/02/05	3216EM		507,063	500,765	6,298
Tennessee	Declared 9/05/05	3217EM		29,090	27,529	1,562
Georgia	Declared 9/05/05	3218EM		20,992	20,027	965
Oklahoma	Declared 9/05/05	3219EM		9,677	9,079	599
Florida	Declared 9/05/05	3220EM		9,202	7,848	1,354
West Virginia	Declared 9/05/05	3221EM		445	421	23
North Carolina	Declared 9/05/05	3222EM		2,002	1,971	31
Utah	Declared 9/05/05	3223EM		1,439	1,417	22
Colorado	Declared 9/05/05	3224EM		13,168	13,145	23
Michigan	Declared 9/07/05	3225EM		1,830	1,484	346
District of Columbia	Declared 9/07/05	3226EM		1,555	1,466	89
Washington	Declared 9/07/05	3227EM		3,245	3,172	73
Oregon	Declared 9/07/05	3228EM		2,092	2,085	7
New Mexico	Declared 9/07/05	3229EM		2,246	913	1,334
Illinois	Declared 9/07/05	3230EM		2,682	959	1,723
Kentucky	Declared 9/10/05	3231EM		4,022	3,931	91
Missouri	Declared 9/10/05	3232EM		2,841	2,497	344
South Carolina	Declared 9/10/05	3233EM		3,672	3,321	351
South Dakota	Declared 9/10/05	3234EM		344	322	23
Pennsylvania	Declared 9/10/05	3235EM		2,824	2,599	226
Kansas	Declared 9/10/05	3236EM		219	163	56
Alabama	Declared 9/10/05	3237EM		3,500	2,477	1,023
Indiana	Declared 9/10/05	3238EM		4,201	3,842	359
Iowa	Declared 9/10/05	3239EM		289	228	61
Virginia	Declared 9/12/05	3240EM		693	668	25
Arizona	Declared 9/12/05	3241EM		6,399	6,384	15
Minnesota	Declared 9/13/05	3242EM		15,074	3,500	11,575
Nevada	Declared 9/13/05	3243EM		1,341	888	453
Idaho	Declared 9/13/05	3244EM		620	594	26
Nebraska	Declared 9/13/05	3245EM		267	211	55
Connecticut	Declared 9/13/05	3246EM		1,063	410	654
North Dakota	Declared 9/13/05	3247EM		88	68	20
California	Declared 9/13/05	3248EM		968	676	292
Wisconsin	Declared 9/13/05	3249EM		3,576	3,022	554
Ohio	Declared 9/13/05	3250EM		2,594	2,208	386
Maryland	Declared 9/13/05	3251EM		3,106	1,052	2,054
Massachusetts	Declared 9/13/05	3252EM		5,505	4,605	900
Montana	Declared 9/13/05	3253EM		489	475	14
Rhode Island	Declared 9/19/05	3255EM		1,537	1,038	499
Maine	Declared 9/19/05	3256EM		106	54	52
New Jersey	Declared 9/19/05	3257EM		170	152	18
New Hampshire	Declared 9/19/05	3258EM		106	16	90
New York	Declared 9/30/05	3262EM		1,293	1,309	(16)
Delaware	Declared 9/30/05	3263EM		131	83	48
Subtotal, Evacuations				724,579	686,469	38,111
<b>Total, Katrina</b>				<b>27,760,585</b>	<b>25,314,750</b>	<b>2,445,836</b>
<b>Disaster Relief Fund: Details by Disaster Declaration (Rita)</b>						
<b>Hurricane Rita</b>				<b>Allocations</b>	<b>Obligations</b>	<b>Unobligated</b>
Florida	Declared 9/20/05	3259EM		10,046	9,936	110
Louisiana	Declared 9/21/05	3260EM		275	275	0
Louisiana	Declared 9/24/05	1607DR		1,733,991	1,633,745	100,246
Subtotal, Louisiana				1,734,266	1,634,020	100,246
Texas	Declared 9/21/05	3261EM		111,000	110,809	190
Texas	Declared 9/24/05	1606DR		2,072,179	1,864,722	207,456
Subtotal, Texas				2,183,178	1,975,532	207,646
<b>Total, Rita</b>				<b>3,927,490</b>	<b>3,619,488</b>	<b>308,002</b>
<b>Disaster Relief Fund: Details by Disaster Declaration (Wilma)</b>						
<b>Hurricane Wilma</b>				<b>Allocations</b>	<b>Obligations</b>	<b>Unobligated</b>
Florida	Declared 10/24/05	1609DR		1,865,315	1,752,015	113,299
Subtotal, FL				1,865,315	1,752,015	113,299
<b>Total, Wilma</b>				<b>1,865,315</b>	<b>1,752,015</b>	<b>113,299</b>



## National Flood Insurance Program Data for Hurricanes Katrina and Rita

As of 4/11/06

### Number of Flood Insurance Claims Made to Feds, by State\*

State and Disaster Number	Number of Losses Received
Florida, DR-1602	9,125
Louisiana, DR-1603	177,795
Mississippi, DR-1604	18,949
Alabama, DR-1605	5,690
Texas, DR-1606	3,864
Louisiana, DR-1607	10,517
<b>TOTAL</b>	<b>225,940</b>

\*The data above is gathered through telephone surveys of NFIP Write Your Own companies and represents the best available information. These numbers should be regarded as preliminary estimates.

As of 3/28/06

### Number of Homes Damaged Without Flood Insurance, by State\*\*

State and Disaster Number	Number of Registrants Reporting No Flood Insurance
Florida, DR-1602	733
Louisiana, DR-1603 and 1607	32,768
Mississippi, DR-1604	26,716
Alabama, DR-1605	1,743
Texas, DR-1606	889
<b>TOTAL</b>	<b>62,849</b>

\*\*Reports dated before 3/28/06 were based on households reported as flood damaged by the "applicants" when they originally filed for assistance. The data above represents the number of owners and renters (households) that registered through FEMA's National Processing Service Center, and subsequently received an inspection by FEMA or SBA. This report consists of only those households verified by inspection as flood damaged, including homes where sensors recorded flooding activity.

As of 4/11/06

### Number of Households Individual Claim Fully Paid, by State\*\*\*

State and Disaster Number	Number of Losses Paid
Florida, DR-1602	5,481
Louisiana, DR-1603	123,485
Mississippi, DR-1604	16,704
Alabama, DR-1605	4,751
Texas, DR-1606	1,540
Louisiana, DR-1607	6,899
<b>TOTAL</b>	<b>158,860</b>

\*\*\*"Losses Paid" are numbers generated from estimates received from the NFIP Write Your Own companies. These numbers represent all NFIP policies, both commercial and residential. This data represents the best information available at this time.

**Hurricanes Katrina, Rita and Wilma - Hotel Data\***  
**As of 4/06/06**

<b>Hotel &amp; Motel Data</b> (Provided by VA NPSC)		<b>4/6/06</b>	
<b>Hurricanes Katrina, Rita, &amp; Wilma</b>		<b>Total</b>	
<b>Total Rooms</b>		<b>1,572</b>	
<b>Total Hotels</b>		<b>960</b>	
<b>Hotel &amp; Motel Rooms</b>		<b>Total</b>	
<b>States with Most Rooms/Hotels</b>	<b>Total Rooms</b>	<b>Total Hotels</b>	
LA	1,228	343	
MS	130	110	
TX	117	191	
FL	25	66	
GA	19	64	
AL	14	36	
NY	5	49	
TN	4	7	
MD	3	7	
NJ	3	18	
MA	2	6	
NC	2	5	
CT	1	4	
WV	1	7	
PA	1	2	
Other	17	45	
<b>GRAND TOTAL</b>	<b>1,572</b>	<b>960</b>	

\* FEMA is no longer managing shelters or cruise ships.

**MANUFACTURED HOUSING DATA  
AS OF 4/11/2006**

<b>Manufactured Housing</b>		<b>4/11/06</b>
<b>Louisiana</b>		
<b>Inventory at Staging Area</b>		<b>4,942</b>
Travel Trailers		3,571
Mobile Homes		1,115
Modular Housing		256
Issued from Staging Area - Today		254
Issued from Staging Area - Cumulative		76,523
Pads - Leased (1)		12,878
Pads - Leases Pending		117,107
Units on Pad / Sites (2)		76,255
<b>RFO</b>		<b>66,117</b>
Travel Trailers		62,850
Mobile Homes		3,267
<b>Occupied</b>		<b>61,065</b>
Travel Trailers		58,680
Mobile Homes		2,385
<b>Total Units Vacant (TT/MH)</b>		<b>5,052</b>
<b>Mississippi</b>		
<b>Inventory at Staging Area</b>		<b>2,332</b>
Travel Trailers		1,685
Mobile Homes		647
Modular Housing		0
Issued from Staging Area - Today		126
Issued from Staging Area - Cumulative		39,386
Pads - Leased (1)		39,461
Pads - Leases Pending		292
Units on Pad / Sites (2)		38,955
<b>RFO</b>		<b>38,643</b>
Travel Trailers		38,045
Mobile Homes		598
<b>Occupied</b>		<b>36,528</b>
Travel Trailers		36,125
Mobile Homes		403
<b>Total Units Vacant (TT/MH)</b>		<b>2,115</b>
<b>Alabama</b>		
<b>Inventory at Staging Area</b>		<b>2,395</b>
Travel Trailers		576
Mobile Homes		1,819
Modular Housing		0
Issued from Staging Area - Today		9
Issued from Staging Area - Cumulative		3,539
Pads - Leased (1)		3,473
Pads - Leases Pending		182
Units on Pad / Sites (2)		3,539
<b>RFO</b>		<b>3,422</b>
Travel Trailers		3,422
Mobile Homes		0
<b>Occupied</b>		<b>2,308</b>
Travel Trailers		2,308
Mobile Homes		0
<b>Total Units Vacant (TT/MH)</b>		<b>1,114</b>
<b>Texas</b>		
<b>Inventory at Staging Area</b>		<b>13,024</b>
Travel Trailers		218
Mobile Homes		11,657
Modular Housing		1,149
Issued from Staging Area - Today		9
<b>Florida</b>		
<b>Inventory at Staging Area</b>		<b>682</b>
Travel Trailers		179
Mobile Homes		503
Modular Housing		0
Issued from Staging Area - Today		0
<b>Total</b>		
<b>RFO - Totals</b>		<b>108,182</b>
<b>Occupied - Totals</b>		<b>99,901</b>
<b>Vacant - Totals</b>		<b>8,281</b>

**Comments**

The figures contained in this report are based on best available data.  
 » Report includes travel trailer, mobile home data and modular housing data.  
 » Staging areas: LA - New Orleans, Baton Rouge and Lake Charles; AR - Hope; AL - Selma-Craig and Summerdale; TX - Texarkana and Jasper; MS - Purvis and Carnes  
 » FL-LT manages Florida manufactured housing.  
 » Emergency Housing Sites include industrial, commercial, private and group sites.

**Notes:**

1. Excludes private and industrial EGS.
2. Includes private, industrial, commercial and group sites.

## KATRINA DECLARATIONS BY MAJOR OBJECT CLASS

**AS OF 04-12-2006**

ROUNDED TO THE NEAREST DOLLAR / PERCENT

PROGRAM AREA	PROGRAM NAME	ALLOCATIONS	UN-OBLIGATED COMMITMENTS	OBLIGATIONS	UN-OBLIGATED ALLOCATIONS(c)	UN-LIQUIDATED OBLIGATIONS	EXPENDITURES	ALLOCATION AVAILABLE
1-HUMAN SERVICES	2503-UNEMPLOYMENT	365,888,258		329,862,166	36,026,092	444,728	329,417,438	36,026,092
	2504-CRISIS COUNSELING-NIMH	46,515,418		21,048,736	25,466,682	922,250	20,126,486	25,466,682
	2576-LEGAL SERVICES	170,775	134,500	79,767	91,008	30,500	49,267	(43,492)
	2592-INSPECTIONS	179,709,004	35,052,221	144,651,634	35,057,370	39,306,412	105,345,222	5,150
	4149-OTHER NEEDS ASSISTANCE	1,637,920,823		1,637,920,823		83,549,244	1,554,371,579	
	414X-HOUSING ASSISTANCE	3,972,628,311	1,383	3,967,186,839	5,441,472	35,442,233	3,931,744,606	5,440,089
	4152-CRISIS COUNSELING-SCC	34,673,087		31,292,647	3,380,440	17,600,979	13,691,667	3,380,440
	MANUFACTURED HOUSING	6,439,944,357	1,623,294,907	4,690,103,456	1,749,840,901	1,140,724,404	3,549,379,052	126,545,994
	<b>TOTAL</b>	<b>12,677,450,033</b>	<b>1,658,483,011</b>	<b>10,822,146,067</b>	<b>1,855,303,965</b>	<b>1,318,020,750</b>	<b>9,504,125,317</b>	<b>196,820,955</b>
	2-INFRASTRUCTURE	2594-INSPECTIONS	292,828,500	1,005,200	286,825,800	6,002,700	194,532,318	92,293,482
416X-PUBLIC ASSISTANCE		3,947,851,382		3,903,044,696	44,806,687	2,159,296,146	1,743,748,550	44,806,687
<b>TOTAL</b>		<b>4,240,679,882</b>	<b>1,005,200</b>	<b>4,189,870,496</b>	<b>50,809,387</b>	<b>2,353,828,465</b>	<b>1,836,042,031</b>	<b>49,804,187</b>
3-MITIGATION	2593-INSPECTIONS	26,643,721	7,818,570	14,549,151	12,094,570	9,696,635	4,852,516	4,276,000
	4173-HAZARD MITIGATION	16,169,604		7,842,426	8,327,178	7,598,920	243,506	8,327,178
	<b>TOTAL</b>	<b>42,813,325</b>	<b>7,818,570</b>	<b>22,391,577</b>	<b>20,421,748</b>	<b>17,295,555</b>	<b>5,096,022</b>	<b>12,603,178</b>
4-OPERATIONS	2507-MISSIONS-TA	42,005,756		26,729,056	15,276,700	24,695,007	2,034,049	15,276,700
	2508-MISSIONS-DFA	4,846,932,155		4,832,632,153	14,300,002	4,464,531,470	368,100,683	14,300,002
	<b>TOTAL</b>	<b>4,888,937,911</b>		<b>4,859,361,209</b>	<b>29,576,702</b>	<b>4,489,226,476</b>	<b>370,134,732</b>	<b>29,576,702</b>
5-ADMINISTRATION	11XX-SALARIES & BENEFITS	289,842,991		285,605,317	4,237,674		285,605,317	4,237,674
	21XX-TRAVEL	213,530,017	3,030,465	194,057,762	19,472,256	31,492,804	162,564,957	16,441,790
	22XX-TRANSPORTION	46,022,671	27,291	41,604,511	4,418,161	7,349,149	34,255,362	4,390,870
	23XX-RENT, COMM, UTILITIES	265,309,781	34,795,725	222,485,944	42,823,837	86,227,079	136,258,865	8,028,112
	24XX-PRINT & REPRO	6,112,588	443,210	4,368,096	1,744,493	3,057,360	1,310,735	1,301,282
	2501-MISSIONS-FOS	2,333,999,804		2,326,334,379	7,665,425	1,995,108,473	331,225,906	7,665,425
	25XX-OTHER SERVICES	1,923,174,071	332,022,731	1,577,491,767	345,682,304	711,172,275	866,319,492	13,659,573
	26XX-SUPPLIES & MATERIALS	540,367,864	29,685,710	506,413,511	33,954,353	219,554,917	286,858,594	4,268,643
	31XX-EQUIPMENT	207,287,299	26,462,472	179,952,522	27,334,777	32,368,108	147,584,414	872,305
	32XX-LAND & STRUCTURES	9,861,466	2,031,604	7,470,977	2,390,489	4,719,205	2,751,772	358,885
	4101-URBAN SEARCH & RESCUE	75,195,470		75,195,469	1	56,467,152	18,728,317	1
<b>TOTAL</b>	<b>5,910,704,022</b>	<b>428,499,208</b>	<b>5,420,980,255</b>	<b>489,723,767</b>	<b>3,147,516,524</b>	<b>2,273,463,731</b>	<b>61,224,560</b>	
<b>GRAND TOTAL</b>	<b>27,760,585,173</b>	<b>2,095,805,989</b>	<b>25,314,749,604</b>	<b>2,445,835,569</b>	<b>11,325,887,770</b>	<b>13,988,861,834</b>	<b>350,029,581</b>	

**KATRINA DECLARATIONS BY PROGRAM AREA**

**AS OF 04-12-2006**

PROGRAM CODE	STATE NAME	PROGRAM AREA	ALLOCATIONS	UN-OBLIGATED COMMITMENTS	OBLIGATIONS	UN-OBLIGATED ALLOCATIONS(c)	UN-LIQUIDATED OBLIGATIONS	EXPENDITURES	ALLOCATION AVAILABLE
1602DR	FLORIDA	2-INFRASTRUCTURE	158,558,474		153,190,774	5,367,700	86,252,085	66,938,688	5,367,700
		4-OPERATIONS	10,000		10,000		10,000		
		5-ADMINISTRATION	31,753,770	220,119	26,877,155	4,876,615	15,139,506	11,737,649	4,656,496
		<b>TOTAL</b>	<b>190,322,244</b>	<b>220,119</b>	<b>180,077,929</b>	<b>10,244,315</b>	<b>101,401,591</b>	<b>78,676,338</b>	<b>10,024,196</b>
1603DR	LOUISIANA	1-HUMAN SERVICES	8,498,742,494	996,400,069	7,334,779,269	1,163,963,225	983,965,417	6,350,813,853	167,563,156
		2-INFRASTRUCTURE	2,279,806,247		2,272,843,291	6,962,956	1,480,873,133	791,970,158	6,962,956
		3-MITIGATION	22,029,394	1,383,517	9,017,699	13,011,695	6,259,439	2,758,260	11,628,178
		4-OPERATIONS	2,974,385,001		2,973,776,500	608,501	2,784,298,941	189,477,559	608,501
		<b>TOTAL</b>	<b>16,761,504,814</b>	<b>1,328,302,849</b>	<b>15,211,769,547</b>	<b>1,549,735,267</b>	<b>6,710,389,586</b>	<b>8,501,379,961</b>	<b>221,432,417</b>
1604DR	MISSISSIPPI	1-HUMAN SERVICES	2,974,265,485	605,432,800	2,345,600,614	628,664,871	280,021,313	2,065,579,301	23,232,071
		2-INFRASTRUCTURE	1,056,854,730	1,005,200	1,054,018,427	2,836,303	529,872,567	524,145,861	1,831,103
		3-MITIGATION	17,998,947	6,400,053	10,923,894	7,075,053	9,304,439	1,619,455	675,000
		4-OPERATIONS	1,689,292,910		1,660,324,709	28,968,201	1,532,852,983	127,471,725	28,968,201
		<b>TOTAL</b>	<b>8,388,913,663</b>	<b>704,707,167</b>	<b>7,616,903,584</b>	<b>772,010,079</b>	<b>3,910,330,152</b>	<b>3,706,573,432</b>	<b>67,302,912</b>
1605DR	ALABAMA	1-HUMAN SERVICES	1,204,442,053	56,650,141	1,141,766,184	62,675,869	54,034,020	1,087,732,164	6,025,728
		2-INFRASTRUCTURE	100,426,362		98,469,347	1,957,015	30,346,288	68,123,058	1,957,015
		3-MITIGATION	2,784,984	35,000	2,449,984	335,000	1,731,678	718,306	300,000
		4-OPERATIONS	181,500,000		181,500,000		129,614,897	51,885,103	
		<b>TOTAL</b>	<b>1,684,049,993</b>	<b>62,515,853</b>	<b>1,608,314,775</b>	<b>75,735,217</b>	<b>308,533,600</b>	<b>1,299,781,176</b>	<b>13,219,364</b>
3212EM	LOUISIANA	2-INFRASTRUCTURE							
		4-OPERATIONS	1,500,000		1,500,000		1,500,000		
		5-ADMINISTRATION	7,008,058		7,008,058		6,340,126	667,933	
		<b>TOTAL</b>	<b>8,508,058</b>		<b>8,508,058</b>		<b>7,840,126</b>	<b>667,933</b>	
3213EM	MISSISSIPPI	2-INFRASTRUCTURE							
		4-OPERATIONS							
		5-ADMINISTRATION	2,622,585		2,622,585		2,533,526	89,059	
		<b>TOTAL</b>	<b>2,622,585</b>		<b>2,622,585</b>		<b>2,533,526</b>	<b>89,059</b>	
3214EM	ALABAMA	2-INFRASTRUCTURE							
		4-OPERATIONS							
		5-ADMINISTRATION	84,454		84,454		31,478	52,976	
		<b>TOTAL</b>	<b>84,454</b>		<b>84,454</b>		<b>31,478</b>	<b>52,976</b>	
3215EM	ARKANSAS	2-INFRASTRUCTURE	43,083,900		40,215,697	2,868,203	3,365,587	36,850,111	2,868,203
		4-OPERATIONS	3,500,000		3,500,000		3,500,000		
		5-ADMINISTRATION	4,225,259	60,000	3,679,744	545,515	657,169	3,022,575	485,515
		<b>TOTAL</b>	<b>50,809,159</b>	<b>60,000</b>	<b>47,395,441</b>	<b>3,413,718</b>	<b>7,522,755</b>	<b>39,872,686</b>	<b>3,353,718</b>
3216EM	TEXAS	2-INFRASTRUCTURE	444,950,699		441,263,226	3,687,473	140,339,889	300,923,337	3,687,473
		4-OPERATIONS	37,740,000		37,740,000		36,439,654	1,300,346	
		5-ADMINISTRATION	24,372,652		21,762,256	2,610,396	13,488,662	8,273,594	2,610,396
		<b>TOTAL</b>	<b>507,063,351</b>		<b>500,765,482</b>	<b>6,297,869</b>	<b>190,268,205</b>	<b>310,497,277</b>	<b>6,297,869</b>
3217EM	TENNESSEE	2-INFRASTRUCTURE	29,000,000		27,438,432	1,561,568	27,438,432		1,561,568
		4-OPERATIONS	5,000		5,000		5,000		
		5-ADMINISTRATION	85,380		85,380		4,017	81,363	
		<b>TOTAL</b>	<b>29,090,380</b>		<b>27,528,812</b>	<b>1,561,568</b>	<b>27,447,449</b>	<b>81,363</b>	<b>1,561,568</b>
3218EM	GEORGIA	2-INFRASTRUCTURE	20,900,000		19,934,649	965,351	11,522,499	8,412,150	965,351
		5-ADMINISTRATION	92,000		92,000		91,233	767	
		<b>TOTAL</b>	<b>20,992,000</b>		<b>20,026,649</b>	<b>965,351</b>	<b>11,613,732</b>	<b>8,412,917</b>	<b>965,351</b>
		2-INFRASTRUCTURE	9,500,313		8,916,643	583,670	2,784,157	6,132,487	583,670
3219EM	OKLAHOMA	5-ADMINISTRATION	176,910		161,873	15,037	14,378	147,495	15,037
		<b>TOTAL</b>	<b>9,677,223</b>		<b>9,078,516</b>	<b>598,707</b>	<b>2,798,534</b>	<b>6,279,982</b>	<b>598,707</b>
		2-INFRASTRUCTURE	9,200,000		7,845,819	1,354,181	7,590,367	255,452	1,354,181
		5-ADMINISTRATION	2,272		2,272		2,272		
3220EM	FLORIDA	<b>TOTAL</b>	<b>9,202,272</b>		<b>7,848,091</b>	<b>1,354,181</b>	<b>7,590,367</b>	<b>257,724</b>	<b>1,354,181</b>
		2-INFRASTRUCTURE	321,000		315,855	5,145	167,579	148,276	5,145
		5-ADMINISTRATION	123,811		105,622	18,189	105,622		18,189
		<b>TOTAL</b>	<b>444,811</b>		<b>421,477</b>	<b>23,334</b>	<b>167,579</b>	<b>253,898</b>	<b>23,334</b>
3222EM	NORTH CAROLINA	2-INFRASTRUCTURE	2,000,000		1,968,692	31,308	763,564	1,205,129	31,308
		5-ADMINISTRATION	2,261		2,261		2,000	261	
		<b>TOTAL</b>	<b>2,002,261</b>		<b>1,970,953</b>	<b>31,308</b>	<b>765,564</b>	<b>1,205,390</b>	<b>31,308</b>

PROGRAM CODE	STATE NAME	PROGRAM AREA	ALLOCATIONS	UN-OBLIGATED COMMITMENTS	OBLIGATIONS	UN-OBLIGATED ALLOCATIONS(c)	UN-LIQUIDATED OBLIGATIONS	EXPENDITURES	ALLOCATION AVAILABLE
3223EM	UTAH	2-INFRASTRUCTURE	1,314,377		1,314,376	1	490,919	823,457	1
		4-OPERATIONS	5,000		5,000		5,000		
		5-ADMINISTRATION	119,306		97,482	21,824	55,117	42,365	21,824
		<b>TOTAL</b>	<b>1,438,683</b>		<b>1,416,858</b>	<b>21,825</b>	<b>551,036</b>	<b>865,822</b>	<b>21,825</b>
3224EM	COLORADO	2-INFRASTRUCTURE	12,731,220		12,731,219	1	1,553,260	11,177,960	1
		4-OPERATIONS							
		5-ADMINISTRATION	436,638		414,096	22,542	20,105	393,991	22,542
		<b>TOTAL</b>	<b>13,167,858</b>		<b>13,145,315</b>	<b>22,543</b>	<b>1,573,364</b>	<b>11,571,951</b>	<b>22,543</b>
3225EM	MICHIGAN	2-INFRASTRUCTURE	1,325,000		1,122,604	202,396	955,181	167,423	202,396
		5-ADMINISTRATION	505,284		361,515	143,769	120,705	240,810	143,769
		<b>TOTAL</b>	<b>1,830,284</b>		<b>1,484,119</b>	<b>346,165</b>	<b>1,075,886</b>	<b>408,233</b>	<b>346,165</b>
3226EM	DISTRICT OF COLUMBIA	2-INFRASTRUCTURE	1,454,438		1,410,771	43,667	1,410,771	43,667	
		5-ADMINISTRATION	100,803		55,057	45,746	2,200	52,857	45,746
		<b>TOTAL</b>	<b>1,555,241</b>		<b>1,465,828</b>	<b>89,414</b>	<b>1,412,971</b>	<b>52,857</b>	<b>89,414</b>
3227EM	WASHINGTON	2-INFRASTRUCTURE	2,868,845		2,868,841	4	2,868,841	4	
		5-ADMINISTRATION	376,346		303,240	73,106	11,542	291,698	73,106
		<b>TOTAL</b>	<b>3,245,191</b>		<b>3,172,081</b>	<b>73,110</b>	<b>2,880,383</b>	<b>291,698</b>	<b>73,110</b>
3228EM	OREGON	2-INFRASTRUCTURE	2,047,247		2,047,243	4	1,781,052	266,191	4
		5-ADMINISTRATION	45,053		38,096	6,957	6,963	31,133	6,957
		<b>TOTAL</b>	<b>2,092,300</b>		<b>2,085,339</b>	<b>6,961</b>	<b>1,788,015</b>	<b>297,324</b>	<b>6,961</b>
3229EM	NEW MEXICO	2-INFRASTRUCTURE	2,139,800		842,550	1,297,250	763,083	79,467	1,297,250
		5-ADMINISTRATION	106,507		70,132	36,375	4,505	65,627	36,375
		<b>TOTAL</b>	<b>2,246,307</b>		<b>912,682</b>	<b>1,333,625</b>	<b>767,588</b>	<b>145,094</b>	<b>1,333,625</b>
3230EM	ILLINOIS	2-INFRASTRUCTURE	2,418,578		711,125	1,707,453	19,835	691,290	1,707,453
		5-ADMINISTRATION	263,877		248,120	15,756	87,170	160,950	15,756
		<b>TOTAL</b>	<b>2,682,455</b>		<b>959,246</b>	<b>1,723,209</b>	<b>107,005</b>	<b>852,240</b>	<b>1,723,209</b>
3231EM	KENTUCKY	2-INFRASTRUCTURE	4,000,000		3,909,328	90,672	3,253,851	655,476	90,672
		5-ADMINISTRATION	22,000		22,000		14,039	7,961	
		<b>TOTAL</b>	<b>4,022,000</b>		<b>3,931,328</b>	<b>90,672</b>	<b>3,267,891</b>	<b>663,437</b>	<b>90,672</b>
3232EM	MISSOURI	2-INFRASTRUCTURE	2,005,000		1,899,250	105,750	1,899,250	105,750	
		5-ADMINISTRATION	835,745		597,718	238,027	19,842	577,876	238,027
		<b>TOTAL</b>	<b>2,840,745</b>		<b>2,496,967</b>	<b>343,778</b>	<b>1,919,092</b>	<b>577,876</b>	<b>343,778</b>
3233EM	SOUTH CAROLINA	2-INFRASTRUCTURE	3,614,915		3,263,685	351,230	362,154	2,901,531	351,230
		5-ADMINISTRATION	57,000		57,000		16,911	40,089	
		<b>TOTAL</b>	<b>3,671,915</b>		<b>3,320,685</b>	<b>351,230</b>	<b>379,065</b>	<b>2,941,620</b>	<b>351,230</b>
3234EM	SOUTH DAKOTA	2-INFRASTRUCTURE	261,722		261,676	46	60,144	201,532	46
		5-ADMINISTRATION	82,700		60,444	22,656	54,414	5,630	22,656
		<b>TOTAL</b>	<b>344,422</b>		<b>321,720</b>	<b>22,702</b>	<b>114,558</b>	<b>207,162</b>	<b>22,702</b>
3235EM	PENNSYLVANIA	2-INFRASTRUCTURE	2,569,000		2,365,685	203,315	1,583,430	782,255	203,315
		5-ADMINISTRATION	255,075		232,883	22,192	12,000	220,883	22,192
		<b>TOTAL</b>	<b>2,824,075</b>		<b>2,598,568</b>	<b>225,507</b>	<b>1,595,430</b>	<b>1,003,138</b>	<b>225,507</b>
3236EM	KANSAS	2-INFRASTRUCTURE	163,200		163,069	131	32,660	130,408	131
		5-ADMINISTRATION	56,298		187	56,111		187	56,111
		<b>TOTAL</b>	<b>219,498</b>		<b>163,255</b>	<b>56,243</b>	<b>32,660</b>	<b>130,595</b>	<b>56,243</b>
3237EM	ALABAMA	2-INFRASTRUCTURE	2,500,000		1,476,502	1,023,498	443,533	1,032,969	1,023,498
		4-OPERATIONS	1,000,000		1,000,000		1,000,000		
		5-ADMINISTRATION							
		<b>TOTAL</b>	<b>3,500,000</b>		<b>2,476,502</b>	<b>1,023,498</b>	<b>1,443,533</b>	<b>1,032,969</b>	<b>1,023,498</b>
3238EM	INDIANA	2-INFRASTRUCTURE	4,127,992		3,789,690	338,302	3,789,690		338,302
		5-ADMINISTRATION	72,864		51,942	20,922	50,000	1,942	20,922
		<b>TOTAL</b>	<b>4,200,856</b>		<b>3,841,632</b>	<b>359,224</b>	<b>3,839,690</b>	<b>1,942</b>	<b>359,224</b>
3239EM	IOWA	2-INFRASTRUCTURE	222,618		222,618		79,336	143,282	
		5-ADMINISTRATION	66,380		5,639	60,741	5,639	60,741	60,741
		<b>TOTAL</b>	<b>288,998</b>		<b>228,257</b>	<b>60,741</b>	<b>79,336</b>	<b>148,921</b>	<b>60,741</b>
3240EM	VIRGINIA	2-INFRASTRUCTURE	562,100		561,809	291	397,082	164,727	291
		5-ADMINISTRATION	130,910		106,623	24,287	106,623	24,287	
		<b>TOTAL</b>	<b>693,010</b>		<b>668,433</b>	<b>24,577</b>	<b>397,082</b>	<b>271,530</b>	<b>24,577</b>
3241EM	ARIZONA	2-INFRASTRUCTURE	4,113,330		4,113,301	29	588,872	3,524,429	29
		5-ADMINISTRATION	2,285,400		2,270,393	15,007	2,091,476	178,918	15,007
		<b>TOTAL</b>	<b>6,398,730</b>		<b>6,383,694</b>	<b>15,036</b>	<b>2,680,348</b>	<b>3,703,346</b>	<b>15,036</b>
3242EM	MINNESOTA	2-INFRASTRUCTURE	15,000,000		3,449,504	11,550,496	2,507,995	941,509	11,550,496
		5-ADMINISTRATION	74,450		50,000	24,450	50,000		24,450
		<b>TOTAL</b>	<b>15,074,450</b>		<b>3,499,504</b>	<b>11,574,946</b>	<b>2,557,995</b>	<b>941,509</b>	<b>11,574,946</b>

PROGRAM CODE	STATE NAME	PROGRAM AREA	ALLOCATIONS	UN-OBLIGATED COMMITMENTS	OBLIGATIONS	UN-OBLIGATED ALLOCATIONS(c)	UN-LIQUIDATED OBLIGATIONS	EXPENDITURES	ALLOCATION AVAILABLE
3243EM	NEVADA	2-INFRASTRUCTURE	1,000,000		568,297	431,703	146,188	422,109	431,703
		5-ADMINISTRATION	341,200		319,912	21,288	102,219	217,694	21,288
		<b>TOTAL</b>	<b>1,341,200</b>		<b>888,209</b>	<b>452,991</b>	<b>248,407</b>	<b>639,803</b>	<b>452,991</b>
3244EM	IDAHO	2-INFRASTRUCTURE	584,137		584,134	3	486,540	97,594	3
		5-ADMINISTRATION	35,700		10,108	25,592	249	9,860	25,592
		<b>TOTAL</b>	<b>619,837</b>		<b>594,243</b>	<b>25,594</b>	<b>486,789</b>	<b>107,454</b>	<b>25,594</b>
3245EM	NEBRASKA	2-INFRASTRUCTURE	210,100		210,100		188,611	21,489	
		5-ADMINISTRATION	56,602		1,302	55,301		1,302	55,301
		<b>TOTAL</b>	<b>266,702</b>		<b>211,402</b>	<b>55,301</b>	<b>188,611</b>	<b>22,790</b>	<b>55,301</b>
3246EM	CONNECTICUT	2-INFRASTRUCTURE	1,000,000		353,722	646,278	353,722	646,278	
		5-ADMINISTRATION	63,173		55,878	7,296	33,591	22,287	7,296
		<b>TOTAL</b>	<b>1,063,173</b>		<b>409,599</b>	<b>653,574</b>	<b>387,312</b>	<b>22,287</b>	<b>653,574</b>
3247EM	NORTH DAKOTA	2-INFRASTRUCTURE							
		5-ADMINISTRATION	88,387		68,149	20,238	47,997	20,151	20,238
		<b>TOTAL</b>	<b>88,387</b>		<b>68,149</b>	<b>20,238</b>	<b>47,997</b>	<b>20,151</b>	<b>20,238</b>
3248EM	CALIFORNIA	2-INFRASTRUCTURE	200,000			200,000			200,000
		5-ADMINISTRATION	768,320		676,433	91,887	115,658	560,774	91,887
		<b>TOTAL</b>	<b>968,320</b>		<b>676,433</b>	<b>291,887</b>	<b>115,658</b>	<b>560,774</b>	<b>291,887</b>
3249EM	WISCONSIN	2-INFRASTRUCTURE	3,501,228		2,970,925	530,303	2,817,229	153,696	530,303
		5-ADMINISTRATION	74,737		51,227	23,510	50,002	1,225	23,510
		<b>TOTAL</b>	<b>3,575,965</b>		<b>3,022,152</b>	<b>553,813</b>	<b>2,867,231</b>	<b>154,921</b>	<b>553,813</b>
3250EM	OHIO	2-INFRASTRUCTURE	2,518,180		2,157,511	360,669	836,647	1,320,864	360,669
		5-ADMINISTRATION	75,350		50,000	25,350	50,000		25,350
		<b>TOTAL</b>	<b>2,593,530</b>		<b>2,207,511</b>	<b>386,019</b>	<b>886,647</b>	<b>1,320,864</b>	<b>386,019</b>
3251EM	MARYLAND	2-INFRASTRUCTURE	3,000,000		967,297	2,032,703	784,318	182,979	2,032,703
		5-ADMINISTRATION	106,326		84,537	21,788		84,537	21,788
		<b>TOTAL</b>	<b>3,106,326</b>		<b>1,051,834</b>	<b>2,054,491</b>	<b>784,318</b>	<b>267,516</b>	<b>2,054,491</b>
3252EM	MASSACHUSETTS	2-INFRASTRUCTURE	5,250,000		4,374,447	875,553	319,349	4,055,098	875,553
		5-ADMINISTRATION	255,380		230,532	24,848	31,257	199,275	24,848
		<b>TOTAL</b>	<b>5,505,380</b>		<b>4,604,979</b>	<b>900,402</b>	<b>350,605</b>	<b>4,254,373</b>	<b>900,402</b>
3253EM	MONTANA	2-INFRASTRUCTURE	400,000		397,372	2,628	281,019	116,353	2,628
		5-ADMINISTRATION	88,952		77,682	11,270	49,700	27,982	11,270
		<b>TOTAL</b>	<b>488,952</b>		<b>475,054</b>	<b>13,898</b>	<b>330,719</b>	<b>144,335</b>	<b>13,898</b>
3255EM	RHODE ISLAND	2-INFRASTRUCTURE	1,500,000		1,008,050	491,950	1,008,050		491,950
		5-ADMINISTRATION	36,916		30,141	6,775	18,084	12,057	6,775
		<b>TOTAL</b>	<b>1,536,916</b>		<b>1,038,191</b>	<b>498,725</b>	<b>1,026,134</b>	<b>12,057</b>	<b>498,725</b>
3256EM	MAINE	2-INFRASTRUCTURE	100,000		47,927	52,073	47,927		52,073
		5-ADMINISTRATION	6,000		6,000		6,000		
		<b>TOTAL</b>	<b>106,000</b>		<b>53,927</b>	<b>52,073</b>	<b>53,927</b>		<b>52,073</b>
3257EM	NEW JERSEY	2-INFRASTRUCTURE	120,026		120,026		3,334	116,692	
		5-ADMINISTRATION	50,267		32,092	18,174	1,302	30,790	18,174
		<b>TOTAL</b>	<b>170,293</b>		<b>152,118</b>	<b>18,174</b>	<b>4,636</b>	<b>147,482</b>	<b>18,174</b>
3258EM	NEW HAMPSHIRE	2-INFRASTRUCTURE	100,000		9,887	90,113	9,887		90,113
		5-ADMINISTRATION	6,000		6,000		5,908	92	
		<b>TOTAL</b>	<b>106,000</b>		<b>15,887</b>	<b>90,113</b>	<b>15,796</b>	<b>92</b>	<b>90,113</b>
3262EM	NEW YORK	2-INFRASTRUCTURE	1,072,664		1,072,664		329,468	743,196	
		5-ADMINISTRATION	219,900		236,003	(16,103)	7,253	228,750	(16,103)
		<b>TOTAL</b>	<b>1,292,564</b>		<b>1,308,667</b>	<b>(16,103)</b>	<b>336,720</b>	<b>971,947</b>	<b>(16,103)</b>
3263EM	DELAWARE	2-INFRASTRUCTURE	82,441		82,439	2	59,090	23,349	2
		5-ADMINISTRATION	48,900		443	48,457		443	48,457
		<b>TOTAL</b>	<b>131,341</b>		<b>82,882</b>	<b>48,459</b>	<b>59,090</b>	<b>23,792</b>	<b>48,459</b>
<b>GRAND TOTAL</b>			<b>27,760,585,173</b>	<b>2,095,805,989</b>	<b>25,314,749,604</b>	<b>2,445,835,569</b>	<b>11,325,887,770</b>	<b>13,988,861,834</b>	<b>350,029,581</b>

**KATRINA MISSION ASSIGNMENTS**

**AS OF 04-12-2006**

<b>OBLIGATIONS</b>	
<b>DHS AGENCIES</b>	<b>Total</b>
BTS	200,000
CBP	30,957,949
FLETC	460,103
FPS	173,822,173
IAIP	214,000
ICE	36,417,200
NCS	7,318,000
OCFO	210,000
OSLGCP	200,000
S&T	100,000
TSA	455,000
USCG	415,557,501
USCIS	910,000
USSS	8,800
<b>Subtotal, DHS</b>	<b>666,830,726</b>
<b>OTHER AGENCIES</b>	<b>Total</b>
AID	17,354,000
APHIS	380,000
ARC	55,000
BUREC	1,089,000
CDC	19,903,500
CNCS	4,415,500
COE-LRD	15,000
COE-MVD	3,802,180,516
COE-SAD	181,635,000
DHUD	82,945,000
DOC	1,200,000
DOD	1,123,593,889
DOE	390,000
DOED	230,000
DOI	1,264,400
DOL	325,000
DOS	55,000
DOT	426,169,213
EEOC	200,000
EPA	323,886,200
FAA	
FCC	200,000
FCSIC	200,000
FMSHRC	200,000
FNS	20,000
GSA	77,988,268
HHS	161,637,800
MSPB	2,000
NAR	625,000
NASA	450,000
NCPC	20,000
NCUA	
NGA	620,000
NLRB	240,000
NOAA	1,750,000
NPS	157,000
NRC	200,000
NSF	200,000
OPM	615,000
OSHA	21,225,000
RRB	25,000
SBA	200,000
SCS	11,800
SEC	2,000
SSA	1,025,000
TREAS	2,110,650
TVA	7,787,451
USDA	12,560,500
USDJ	55,629,600
USFS	178,545,288
USGS	460,800
USPC	4,697,217
USPHS	
USPS	2,098,270
VA	75,000
<b>Subtotal, Other Agencies</b>	<b>6,518,864,862</b>
<b>GRAND TOTAL MA s</b>	<b>7,185,695,588</b>



## RITA DECLARATIONS BY MAJOR OBJECT CLASS

AS OF 04-12-2006

PROGRAM AREA	PROGRAM NAME	ALLOCATIONS	UN-OBLIGATED COMMITMENTS	OBLIGATIONS	UN-OBLIGATED ALLOCATIONS(c)	UN-LIQUIDATED OBLIGATIONS	EXPENDITURES	ALLOCATION AVAILABLE
1-HUMAN SERVICES	2503-UNEMPLOYMENT	18,291,421		17,838,942	452,479		17,838,942	452,479
	2504-CRISIS COUNSELING-NIMH			1,546,988	(1,546,988)	1,546,988		(1,546,988)
	2576-LEGAL SERVICES	5,000			5,000			5,000
	2592-INSPECTIONS	65,198,750	30,808	65,166,747	32,003	19,338,032	45,828,715	1,194
	4149-OTHER NEEDS ASSISTANCE	97,150,000		97,150,000		1,306,842	95,843,158	
	414X-HOUSING ASSISTANCE	1,038,401,568		1,038,400,669	899	138,427,159	899,973,510	899
	4152-CRISIS COUNSELING-SCC	1,557,215		650,742	906,473	650,742		906,473
	4154-OTHER NEEDS ASSISTANCE	68,880,000		68,880,000		4,196,778	64,683,222	
	MANUFACTURED HOUSING	241,797,400	118,119,781	108,195,301	133,602,099	20,450,278	87,745,022	15,482,319
<b>TOTAL</b>	<b>1,531,281,354</b>	<b>118,150,589</b>	<b>1,397,829,389</b>	<b>133,451,965</b>	<b>185,916,819</b>	<b>1,211,912,570</b>	<b>15,301,376</b>	
2-INFRASTRUCTURE	2594-INSPECTIONS	18,395,900	2,550,000	15,782,400	2,613,500	11,453,802	4,328,598	63,500
	416X-PUBLIC ASSISTANCE	475,247,097		446,577,107	28,669,990	240,955,060	205,622,048	28,669,990
	<b>TOTAL</b>	<b>493,642,997</b>	<b>2,550,000</b>	<b>462,359,507</b>	<b>31,283,490</b>	<b>252,408,861</b>	<b>209,950,646</b>	<b>28,733,490</b>
3-MITIGATION	2593-INSPECTIONS	16,244,974	4,723,007	7,335,967	8,909,007	5,371,623	1,964,344	4,186,000
	4173-HAZARD MITIGATION	2,125,317		670,017	1,455,300	670,017		1,455,300
	<b>TOTAL</b>	<b>18,370,291</b>	<b>4,723,007</b>	<b>8,005,984</b>	<b>10,364,307</b>	<b>6,041,640</b>	<b>1,964,344</b>	<b>5,641,300</b>
4-OPERATIONS	2507-MISSIONS-TA	1,100,000		1,100,000		1,035,443	64,557	
	2508-MISSIONS-DFA	763,196,000		760,513,600	2,682,400	709,252,576	51,261,024	2,682,400
	<b>TOTAL</b>	<b>764,296,000</b>		<b>761,613,600</b>	<b>2,682,400</b>	<b>710,288,020</b>	<b>51,325,580</b>	<b>2,682,400</b>
5-ADMINISTRATION	11XX-SALARIES & BENEFITS	47,376,310		45,732,937	1,643,373		45,732,937	1,643,373
	21XX-TRAVEL	30,210,288	31,829	29,771,172	439,116	2,426,314	27,344,858	407,287
	22XX-TRANSPORTION	3,761,000	1,024,125	622,000	3,139,000	399,681	222,319	2,114,875
	23XX-RENT, COMM, UTILITIES	21,097,325	3,629,608	16,745,204	4,352,122	7,683,550	9,061,654	722,514
	24XX-PRINT & REPRO	1,143,000	147,100	861,586	281,414	602,018	259,569	134,314
	2501-MISSIONS-FOS	390,988,685		389,938,685	1,050,000	383,199,348	6,739,337	1,050,000
	25XX-OTHER SERVICES	538,815,374	109,430,257	428,963,912	109,851,462	209,541,561	219,422,351	421,206
	26XX-SUPPLIES & MATERIALS	50,080,975	2,973,776	46,297,501	3,783,474	15,298,716	30,998,785	809,698
	31XX-EQUIPMENT	11,925,983	4,007,219	8,466,201	3,459,782	3,131,110	5,335,091	(547,437)
	32XX-LAND & STRUCTURES	2,100,000	400,000		2,100,000			1,700,000
	4101-URBAN SEARCH & RESCUE	22,400,226	120,000	22,280,226	120,000	17,383,174	4,897,053	
<b>TOTAL</b>	<b>1,119,899,166</b>	<b>121,763,914</b>	<b>989,679,424</b>	<b>130,219,743</b>	<b>639,665,470</b>	<b>350,013,953</b>	<b>8,455,829</b>	
<b>GRAND TOTAL</b>	<b>3,927,489,808</b>	<b>247,187,510</b>	<b>3,619,487,904</b>	<b>308,001,904</b>	<b>1,794,320,810</b>	<b>1,825,167,094</b>	<b>60,814,394</b>	

## RITA DECLARATIONS BY PROGRAM AREA

AS OF 04-12-2006

PROGRAM CODE	STATE NAME	PROGRAM AREA	ALLOCATIONS	UN-OBLIGATED COMMITMENTS	OBLIGATIONS	UN-OBLIGATED ALLOCATIONS(c)	UN-LIQUIDATED OBLIGATIONS	EXPENDITURES	ALLOCATION AVAILABLE
1606DR	TEXAS	1-HUMAN SERVICES	942,918,522	69,654,484	857,963,187	84,955,335	174,461,813	683,501,374	15,300,851
		2-INFRASTRUCTURE	277,493,900	2,550,000	246,928,624	30,565,276	103,272,176	143,656,448	28,015,276
		3-MITIGATION	11,636,464	3,987,967	3,472,497	8,163,967	3,052,782	419,715	4,176,000
		4-OPERATIONS	238,150,000		235,467,600	2,682,400	235,216,347	251,253	2,682,400
		5-ADMINISTRATION	601,979,624	75,821,465	520,890,568	81,089,056	314,490,139	206,400,430	5,267,591
		<b>TOTAL</b>	<b>2,072,178,510</b>	<b>152,013,916</b>	<b>1,864,722,476</b>	<b>207,456,034</b>	<b>830,493,256</b>	<b>1,034,229,220</b>	<b>55,442,118</b>
1607DR	LOUISIANA	1-HUMAN SERVICES	588,362,832	48,496,105	539,866,202	48,496,630	11,455,006	528,411,196	525
		2-INFRASTRUCTURE	202,314,097		201,895,953	418,144	144,969,917	56,926,037	418,144
		3-MITIGATION	6,733,827	735,040	4,533,487	2,200,340	2,988,858	1,544,629	1,465,300
		4-OPERATIONS	521,036,000		521,036,000		469,961,673	51,074,327	
		5-ADMINISTRATION	415,544,263	45,942,449	366,413,576	49,130,687	225,010,393	141,403,183	3,188,237
		<b>TOTAL</b>	<b>1,733,991,018</b>	<b>95,173,594</b>	<b>1,633,745,218</b>	<b>100,245,800</b>	<b>854,385,847</b>	<b>779,359,372</b>	<b>5,072,206</b>
3259EM	FLORIDA	2-INFRASTRUCTURE	8,700,000		8,590,346	109,654	3,730,785	4,859,560	109,654
		4-OPERATIONS	10,000		10,000		10,000		
		5-ADMINISTRATION	1,335,741		1,335,741		1,266,481	69,260	
		<b>TOTAL</b>	<b>10,045,741</b>		<b>9,936,086</b>	<b>109,654</b>	<b>5,007,266</b>	<b>4,928,820</b>	<b>109,654</b>
3260EM	LOUISIANA	2-INFRASTRUCTURE							
		4-OPERATIONS	100,000		100,000		100,000		
		5-ADMINISTRATION	175,000		175,000		175,000		
		<b>TOTAL</b>	<b>275,000</b>		<b>275,000</b>		<b>275,000</b>		
3261EM	TEXAS	2-INFRASTRUCTURE	5,135,000		4,944,585	190,415	435,983	4,508,601	190,415
		4-OPERATIONS	5,000,000		5,000,000		5,000,000		
		5-ADMINISTRATION	100,864,539		100,864,539		98,723,458	2,141,081	
		<b>TOTAL</b>	<b>110,999,539</b>		<b>110,809,123</b>	<b>190,415</b>	<b>104,159,441</b>	<b>6,649,682</b>	<b>190,415</b>
<b>GRAND TOTAL</b>			<b>3,927,489,808</b>	<b>247,187,510</b>	<b>3,619,487,904</b>	<b>308,001,904</b>	<b>1,794,320,810</b>	<b>1,825,167,094</b>	<b>60,814,394</b>

## RITA MISSION ASSIGNMENTS

AS OF 04-12-2006

<b>OBLIGATIONS</b>	
<b>DHS AGENCIES</b>	<b>Total</b>
CBP	12,000,000
FPS	12,095,000
NCS	5,862,685
USCG	26,741,000
<b>Subtotal, DHS</b>	<b>56,698,685</b>
<b>OTHER AGENCIES</b>	<b>Total</b>
APHIS	20,000
ARC	40,000
BIA	317,600
BUREC	1,000,000
CDC	
CNCS	240,000
COE-MVD	384,325,000
COE-NAD	
COE-SAD	155,000
COE-SWD	265,635,000
DHUD	120,000
DOD	48,480,000
DOE	60,000
DOI	5,000
DOT	62,022,000
EPA	44,545,000
GSA	540,000
HHS	83,290,000
NGA	690,000
NOAA	2,790,000
TREAS	80,000
TVA	2,080,000
USDA	6,470,000
USFS	180,905,000
USGS	44,000
USPC	1,000,000
VA	10,000,000
<b>Subtotal, Other Agencies</b>	<b>1,094,853,600</b>
<b>GRAND TOTAL MA s</b>	<b>1,151,552,285</b>

## WILMA DECLARATIONS BY MAJOR OBJECT CLASS

AS OF 04-12-2006

PROGRAM AREA	PROGRAM NAME	ALLOCATIONS	UN-OBLIGATED COMMITMENTS	OBLIGATIONS	UN-OBLIGATED ALLOCATIONS(c)	UN-LIQUIDATED OBLIGATIONS	EXPENDITURES	ALLOCATION AVAILABLE
1-HUMAN SERVICES	2503-UNEMPLOYMENT	5,770,125		5,770,125			5,770,125	
	2504-CRISIS COUNSELING-NIMH	3,246,808		3,246,808			3,246,808	
	2576-LEGAL SERVICES	5,000		5,000		5,000		
	2592-INSPECTIONS	42,429,400		42,429,256	144	6,091,395	36,337,861	144
	4149-OTHER NEEDS ASSISTANCE	183,000,000		148,000,000	35,000,000	3,659,120	144,340,880	35,000,000
	414X-HOUSING ASSISTANCE	163,715,000		156,695,000	7,020,000	14,918,147	141,776,853	7,020,000
	4152-CRISIS COUNSELING-SCC	2,628,148		1,164,961	1,463,187		1,164,961	1,463,187
	<b>TOTAL</b>	<b>489,807,481</b>	<b>9,161,776</b>	<b>433,836,037</b>	<b>55,971,444</b>	<b>39,005,711</b>	<b>394,830,326</b>	<b>46,809,669</b>
2-INFRASTRUCTURE	2594-INSPECTIONS	44,126,700	8,831,400	35,295,300	8,831,400	28,910,741	6,384,559	
	416X-PUBLIC ASSISTANCE	766,050,000		763,390,239	2,659,761	446,310,721	317,079,518	2,659,761
	<b>TOTAL</b>	<b>810,176,700</b>	<b>8,831,400</b>	<b>798,685,539</b>	<b>11,491,161</b>	<b>475,221,462</b>	<b>323,464,077</b>	<b>2,659,761</b>
3-MITIGATION	2593-INSPECTIONS	1,000,000	35,203	899,797	100,203	777,916	121,881	65,000
	<b>TOTAL</b>	<b>1,000,000</b>	<b>35,203</b>	<b>899,797</b>	<b>100,203</b>	<b>777,916</b>	<b>121,881</b>	<b>65,000</b>
4-OPERATIONS	2507-MISSIONS-TA	700,000		700,000		683,155	16,845	
	2508-MISSIONS-DFA	233,328,384		233,328,384		232,595,129	733,254	
	<b>TOTAL</b>	<b>234,028,384</b>		<b>234,028,384</b>		<b>233,278,284</b>	<b>750,100</b>	
5-ADMINISTRATION	11XX-SALARIES & BENEFITS	32,973,330		30,829,459	2,143,871		30,829,459	2,143,871
	21XX-TRAVEL	13,059,700	167,200	12,745,482	314,218	1,099,034	11,646,448	147,018
	22XX-TRANSPORTION	12,725,440	10,000	10,625,440	2,100,000	8,518,943	2,106,497	2,090,000
	23XX-RENT, COMM, UTILITIES	5,871,000	2,436,426	3,462,760	2,408,240	1,105,255	2,357,505	(28,186)
	24XX-PRINT & REPRO	323,500	39,928	286,870	36,630	172,954	113,916	(3,298)
	2501-MISSIONS-FOS	147,029,012		132,129,012	14,900,000	125,489,999	6,639,012	14,900,000
	25XX-OTHER SERVICES	18,250,000	6,148,727	12,931,729	5,318,271	10,955,209	1,976,520	(830,457)
	26XX-SUPPLIES & MATERIALS	91,470,000	16,095,208	74,674,400	16,795,600	73,573,105	1,101,295	700,392
	31XX-EQUIPMENT	2,310,000	1,886,373	847,399	1,462,601	482,292	365,107	(423,772)
	32XX-LAND & STRUCTURES	74,225	4,932	69,293	4,932	51,001	18,292	
4101-URBAN SEARCH & RESCUE	6,216,000		5,963,794	252,206	5,435,265	528,529	252,206	
<b>TOTAL</b>	<b>330,302,207</b>	<b>26,788,794</b>	<b>284,565,638</b>	<b>45,736,569</b>	<b>226,883,057</b>	<b>57,682,581</b>	<b>18,947,775</b>	
<b>GRAND TOTAL</b>	<b>1,865,314,772</b>	<b>44,817,172</b>	<b>1,752,015,394</b>	<b>113,299,378</b>	<b>975,166,430</b>	<b>776,848,964</b>	<b>68,482,205</b>	

## WILMA DECLARATIONS BY PROGRAM AREA

AS OF 04-12-2006

PROGRAM CODE	STATE NAME	PROGRAM AREA	ALLOCATIONS	UN-OBLIGATED COMMITMENTS	OBLIGATIONS	UN-OBLIGATED ALLOCATIONS(c)	LIQUIDATED OBLIGATIONS	EXPENDITURES	ALLOCATION AVAILABLE
1609DR	FLORIDA	1-HUMAN SERVICES	489,807,481	9,161,776	433,836,037	55,971,444	39,005,711	394,830,326	46,809,669
		2-INFRASTRUCTURE	810,176,700	8,831,400	798,685,539	11,491,161	475,221,462	323,464,077	2,659,761
		3-MITIGATION	1,000,000	35,203	899,797	100,203	777,916	121,881	65,000
		4-OPERATIONS	234,028,384		234,028,384		233,278,284	750,100	
		5-ADMINISTRATION	330,302,207	26,788,794	284,565,638	45,736,569	226,883,057	57,682,581	18,947,775
		<b>TOTAL</b>	<b>1,865,314,772</b>	<b>44,817,172</b>	<b>1,752,015,394</b>	<b>113,299,378</b>	<b>975,166,430</b>	<b>776,848,964</b>	<b>68,482,205</b>
<b>GRAND TOTAL</b>			<b>1,865,314,772</b>	<b>44,817,172</b>	<b>1,752,015,394</b>	<b>113,299,378</b>	<b>975,166,430</b>	<b>776,848,964</b>	<b>68,482,205</b>

## WILMA MISSION ASSIGNMENTS

AS OF 04-12-2006

<b>OBLIGATIONS</b>	
<b>DHS AGENCIES</b>	<b>Total</b>
FPS	30,521,512
NCS	40,000
USCG	120,000
<b>Subtotal, DHS</b>	<b>30,681,512</b>
<b>OTHER AGENCIES</b>	<b>Total</b>
CIA	200,000
CNCS	1,250,000
COE-SAD	293,772,000
DOC	200,000
DOD	3,550,000
DOE	55,000
DOI	28,384
DOT	20,183,000
EPA	440,000
GSA	130,000
HHS	9,395,000
NOAA	115,000
NPS	
SSA	200,000
USDA	330,000
USDJ	45,000
USFS	5,580,000
USFWS	
USGS	2,500
<b>Subtotal, Other Agencies</b>	<b>335,475,884</b>
<b>GRAND TOTAL MA s</b>	<b>366,157,396</b>



**FINANCIAL INFORMATION TOOL  
FOR HURRICANE KATRINA, RITA, & WILMA DECLARATIONS ONLY  
NOTES & TERMS**

ITEM	DESCRIPTION
21XX-TRAVEL OF PEOPLE	Travel & transportation costs of FEMA employees and evacuating disaster victims
22XX-TRANSPORT OF THINGS	Transporting things such as express mail and equipment
23XX-RENT, COMM, UTILITIES	JFO Office space, DRC Office space, phone lines, electricity, water, etc.
24XX-PRINT & REPRO	Quick Copy service, printing and duplicating , etc.
2501-MISSIONS-FOS	Federal Operational Support - OFA Administrative costs such as travel, overtime, etc.
2503-UNEMPLOYMENT	Unemployment assistance to disaster victims
2507-MISSIONS-TA	Technical Assistance - provided by an OFA to the State & Local Governments
2508-MISSIONS-DFA	Direct Federal Assistance - provided by OFAs to directly benefit the State/Local Government and/or citizens usually commodities and services like ice, water, meals, etc.
2576-LEGAL SERVICES	Provided to assist disaster victims
2592-INSPECTIONS IHP/IFG	To inspect individual disaster victim's homes to determine eligibility for FEMA assistance programs
2593-INSPECTIONS HMTAP	To provide inspections, reviews and other technical assistance related to the Hazard Mitigation Program
2594-INSPECTIONS PA TAC	To prepare preliminary damage assessments and damage survey reports for the Public Assistance Program
25XX-OTHER SERVICES	Other services provided by contract not otherwise categorized
26XX-SUPPLIES & MATERIALS	Office supplies, IT supplies, safety supplies, fuel, clothing, food, drinking water, parts, etc.
31XX-EQUIPMENT	Durable personal property that has an expected life of 1 year or more such as equipment, tools, computers, etc.
32XX-LAND & STRUCTURES	Real estate and permanent improvements to real estate
4101-URBAN SEARCH & RESCUE	Cost of searching for and rescuing disaster victims from the disaster site(s)
414X-HOUSING & OTHER NEEDS	Awards to disaster victims for rent, hotels, minimal repairs, replacement, etc.
4154-OTHER NEEDS	Awards to disaster victims for medical, dental, funeral, personal property, clothing, furniture, and similar needs
416X-PUBLIC ASSISTANCE	Grants to States for projects under Infrastructue also known as the Public Assistance Program
4173-HAZARD MITIGATION	Grants to States for projects under the Mitigation Program
CRISIS COUNSELING	Grants to States or to the National Institutes of Mental Health to assist disaster victims
DRC	Disaster Recovery Center for assisting disaster victims in applying for disaster assistance
JFO	Joint Field Office
MANUFACTURED HOUSING	Costs of setting up short term temporary housing for disaster victims including manufactured housing and pad setup
OFA	Other Federal Agency other than FEMA
PROGRAM CODE	Disaster Number
PROGRAM NAME	Identifies and groups costs associated with a specific FEMA Program
VENDOR ALPHA	Name of private company, OFA, or State/Local government with whom FEMA has contracted to provide commodities or services, or pay grants/awards

**FINANCIAL INFORMATION TOOL**  
**FOR HURRICANE KATRINA, RITA, & WILMA DECLARATIONS ONLY**  
**VENDORS WITH CUMMULATIVE OBLIGATIONS GREATER THAN OR EQUAL TO \$50 MILLION IN DESCENDING ORDER BY OBLIGATIONS**  
**AS OF 04-12-2006**

VENDOR ALPHA	OBLIGATIONS	EXPENDITURES
LA OFFICE OF HOMELAND SECURITY	7,066,744,104.86	5,528,592,691.82
US ARMY CORPS OF ENGINEERS	4,928,217,515.87	351,731,259.91
MISSISSIPPI, STATE OF	2,193,334,215.28	1,634,077,284.55
DEPARTMENT OF DEFENSE	1,487,855,066.82	338,792,762.77
TX DEPARTMENT OF PUBLIC SAFETY	1,392,420,595.43	1,011,831,400.45
FLORIDA BUREAU OF DISASTER	1,234,221,010.06	674,633,458.20
FLUOR DANIEL INC	803,736,379.98	249,497,843.33
ENVIRONMENTAL PROTECTION AGENCY	763,213,137.00	9,160,713.75
GULF STREAM COACH, INC.	547,697,225.00	522,059,267.00
DEPARTMENT OF TRANSPORTATION	521,061,480.00	364,699,954.01
BECHTEL NATIONAL, INC.	508,374,213.00	100,204,750.63
CORPORATE LODGING CONSULTANTS, INC.	466,269,873.50	326,816,576.01
SHAW ENVIRONMENTAL & INFRASTRUCTURE	442,418,501.00	11,353,911.32
USDA FOREST SERVICE	418,613,869.50	230,755,231.74
MORGAN BUILDINGS & SPAS, INC.	384,390,788.00	812.35
US DEPARTMENT OF LABOR	372,324,890.00	327,599,974.70
PRECISION HOMES	353,796,233.00	353,044,443.44
DEPARTMENT OF HEALTH AND HUMAN SERVICES	287,515,000.00	283,162,796.99
AMERICAN RED CROSS	272,838,671.00	14,446,904.56
US COAST GUARD	250,294,800.00	248,948,173.63
CH2M HILL CONSTRUCTORS, INC.	237,550,043.66	115,552,922.44
AL EMERGENCY MANAGEMENT AGENCY	222,793,219.19	186,586,764.00
FEDERAL PROTECTIVE SERVICE/DHS	222,124,956.63	961,462.96
GENERAL SERVICES ADMINISTRATION	182,591,828.62	16,418,657.22
CLEARBROOK LLC	176,302,412.00	134,436,643.53
GBL'S	155,022,500.00	100,733,301.49
FEMA GROUP TRAVEL	141,959,778.88	118,340,170.75
CMH MANUFACTURING, INC.	138,967,578.79	110,325,958.79
PARTNERSHIP FOR RESPONSE & RECOVERY	136,826,326.79	101,064,867.33
NORTH AMERICAN CATASTROPHE SVCS INC	127,793,643.64	122,634,543.99
BOURGET'S OF THE SOUTH, LLC	119,499,655.60	119,499,655.60
ALLTECH	116,003,700.00	22,822,164.51
NISTC	113,709,059.60	86,316,391.32
EMERGENCY RESPONSE PROG MANAGEMENT	113,308,800.00	58,604,233.95
AMERICOLD LOGISTICS LLC	89,668,506.58	87,432,736.39
HOUSING & URBAN DEVELOPMENT	83,065,000.00	32,431,709.57
CHAMPION HOME BUILDERS CO	80,759,579.79	70,400,027.50
US BANK	71,932,117.71	29,029,813.79
CUSTOMS AND BORDER PROTECTION	61,177,879.00	6,795,166.08
U S DEPARTMENT OF JUSTICE	55,674,600.00	3,300,991.21
CITIBANK	52,055,418.48	49,507,045.44
<b>Grand Total</b>	<b>27,394,124,174.26</b>	<b>14,154,605,439.02</b>





**FINANCIAL INFORMATION TOOL**  
**FOR HURRICANE KATRINA, RITA, & WILMA DECLARATIONS ONLY**  
**VENDORS WITH CUMMULATIVE OBLIGATIONS GREATER THAN OR EQUAL TO \$50 MILLION IN DESCENDING ORDER BY OBLIGATIONS**  
**AS OF 04-12-2006**

VENDOR ALPHA	PROGRAM NAME	PROG CODE	STATE NAME	EVENT NAME	OBLIGATIONS	EXPENDITURES
LA OFFICE OF HOMELAND SECURITY	414X-HOUSING & OTHER NEEDS	1603DR	LOUISIANA	KATRINA	4,271,245,233.96	4,236,936,356.95
		1607DR	LOUISIANA	RITA	499,535,852.36	495,748,086.65
	416X-PUBLIC ASSISTANCE	1603DR	LOUISIANA	KATRINA	2,083,039,891.28	732,894,907.93
		1607DR	LOUISIANA	RITA	198,044,043.26	56,684,986.61
	4173-HAZARD MITIGATION	1603DR	LOUISIANA	KATRINA	2,468,240.00	
		1607DR	LOUISIANA	RITA	433,544.00	
	CRISIS COUNSELING	1603DR	LOUISIANA	KATRINA	11,977,300.00	6,328,353.68
<b>LA OFFICE OF HOMELAND SECURITY Total</b>					<b>7,066,744,104.86</b>	<b>5,528,592,691.82</b>
US ARMY CORPS OF ENGINEERS	2501-MISSIONS-FOS	1602DR	FLORIDA	KATRINA	335,000.00	36,684.52
		1603DR	LOUISIANA	KATRINA	47,273,364.00	2,625,154.13
		1604DR	MISSISSIPPI	KATRINA	454,590,739.91	54,990,569.01
		1605DR	ALABAMA	KATRINA	30,300,000.00	9,690,258.33
		1606DR	TEXAS	RITA	41,595,000.00	3,245,353.38
		1607DR	LOUISIANA	RITA	2,825,000.00	250,681.90
		1609DR	FLORIDA	WILMA	70,822,000.00	6,587,108.11
		3213EM	MISSISSIPPI	KATRINA	160,561.11	56,404.93
		3214EM	ALABAMA	KATRINA		
		3259EM	FLORIDA	RITA	155,000.00	24,459.06
		3261EM	TEXAS	RITA	5,590,000.00	14,958.43
	2507-MISSIONS-TA	1603DR	LOUISIANA	KATRINA	7,180,000.00	253,089.98
		1604DR	MISSISSIPPI	KATRINA	243,255.98	122,758.06
		1606DR	TEXAS	RITA	100,000.00	7,204.17
		1607DR	LOUISIANA	RITA	1,000,000.00	57,352.50
		1609DR	FLORIDA	WILMA	600,000.00	13,795.43
	2508-MISSIONS-DFA	1603DR	LOUISIANA	KATRINA	2,070,992,000.00	54,901,781.62
		1604DR	MISSISSIPPI	KATRINA	1,221,755,594.87	115,722,463.36
		1605DR	ALABAMA	KATRINA	151,000,000.00	51,280,277.46
		1606DR	TEXAS	RITA	213,350,000.00	244,048.95
		1607DR	LOUISIANA	RITA	380,500,000.00	50,873,602.12
		1609DR	FLORIDA	WILMA	222,350,000.00	733,254.46
		3260EM	LOUISIANA	RITA		
3261EM		TEXAS	RITA	5,000,000.00		
25XX-OTHER SERVICES	1603DR	LOUISIANA	KATRINA	500,000.00		
<b>US ARMY CORPS OF ENGINEERS Total</b>					<b>4,928,217,515.87</b>	<b>351,731,259.91</b>
MISSISSIPPI, STATE OF	414X-HOUSING & OTHER NEEDS	1604DR	MISSISSIPPI	KATRINA	1,213,273,810.06	1,132,320,628.77
	416X-PUBLIC ASSISTANCE	1604DR	MISSISSIPPI	KATRINA	972,173,241.22	499,000,171.78
	4173-HAZARD MITIGATION	1604DR	MISSISSIPPI	KATRINA	5,374,186.00	243,506.00
	CRISIS COUNSELING	1604DR	MISSISSIPPI	KATRINA	2,512,978.00	2,512,978.00
<b>MISSISSIPPI, STATE OF Total</b>					<b>2,193,334,215.28</b>	<b>1,634,077,284.55</b>
DEPARTMENT OF DEFENSE	2501-MISSIONS-FOS	1602DR	FLORIDA	KATRINA	100,000.00	
		1603DR	LOUISIANA	KATRINA	270,475,000.00	10,734,231.21
		1604DR	MISSISSIPPI	KATRINA	770,195,044.00	232,619,098.89
		1605DR	ALABAMA	KATRINA	2,510,000.00	
		1606DR	TEXAS	RITA	23,100,000.00	
		1607DR	LOUISIANA	RITA		
		1609DR	FLORIDA	WILMA	2,650,000.00	
		3212EM	LOUISIANA	KATRINA	250,000.00	
		3213EM	MISSISSIPPI	KATRINA	10,000.00	8,102.84
		3214EM	ALABAMA	KATRINA		
		3216EM	TEXAS	KATRINA	20,000.00	
		3259EM	FLORIDA	RITA	255,000.00	
		3260EM	LOUISIANA	RITA		
		3261EM	TEXAS	RITA	11,315,000.00	

VENDOR ALPHA	PROGRAM NAME	PROG CODE	STATE NAME	EVENT NAME	OBLIGATIONS	EXPENDITURES
	2507-MISSIONS-TA	1603DR	LOUISIANA	KATRINA	271,500.00	
	2508-MISSIONS-DFA	1603DR	LOUISIANA	KATRINA	24,812,000.00	
		1604DR	MISSISSIPPI	KATRINA	54,950,344.86	3,720,734.69
		1606DR	TEXAS	RITA	2,810,000.00	
		1607DR	LOUISIANA	RITA	11,000,000.00	
		1609DR	FLORIDA	WILMA	900,000.00	
		3216EM	TEXAS	KATRINA		
		3260EM	LOUISIANA	RITA		
	25XX-OTHER SERVICES	1603DR	LOUISIANA	KATRINA	16,082.04	
		1604DR	MISSISSIPPI	KATRINA	313,372.80	117,012.60
		1605DR	ALABAMA	KATRINA	79,950.24	
	26XX-SUPPLIES & MATERIALS	1603DR	LOUISIANA	KATRINA	149,535,482.19	91,588,158.78
		1604DR	MISSISSIPPI	KATRINA	90,958,532.13	
		1609DR	FLORIDA	WILMA	70,371,168.00	
	MANUFACTURED HOUSING	1603DR	LOUISIANA	KATRINA	451,276.92	
1604DR		MISSISSIPPI	KATRINA	425,363.40	5,423.76	
1606DR		TEXAS	RITA	79,950.24		
<b>DEPARTMENT OF DEFENSE Total</b>					<b>1,487,855,066.82</b>	<b>338,792,762.77</b>
TX DEPARTMENT OF PUBLIC SAFETY	414X-HOUSING & OTHER NEEDS	1606DR	TEXAS	RITA	636,014,000.00	500,067,764.95
	4154-OTHER NEEDS	1606DR	TEXAS	RITA	68,880,000.00	64,683,222.35
	416X-PUBLIC ASSISTANCE	1606DR	TEXAS	RITA	234,998,223.95	139,568,989.85
		3216EM	TEXAS	KATRINA	437,058,325.89	298,960,238.14
		3261EM	TEXAS	RITA	4,944,584.59	4,508,601.16
	4173-HAZARD MITIGATION	1606DR	TEXAS	RITA	236,473.00	
	CRISIS COUNSELING	1603DR	LOUISIANA	KATRINA	9,638,246.00	4,042,584.00
		1606DR	TEXAS	RITA	650,742.00	
<b>TX DEPARTMENT OF PUBLIC SAFETY Total</b>					<b>1,392,420,595.43</b>	<b>1,011,831,400.45</b>
FLORIDA BUREAU OF DISASTER	414X-HOUSING & OTHER NEEDS	1609DR	FLORIDA	WILMA	304,695,000.00	286,117,733.69
	416X-PUBLIC ASSISTANCE	1602DR	FLORIDA	KATRINA	145,006,373.55	61,780,795.72
		1609DR	FLORIDA	WILMA	763,390,238.67	317,079,517.94
		3220EM	FLORIDA	KATRINA	7,845,818.93	255,452.03
		3259EM	FLORIDA	RITA	8,590,345.63	4,859,560.22
		1604DR	MISSISSIPPI	KATRINA	3,528,272.00	3,375,437.32
	CRISIS COUNSELING	1609DR	FLORIDA	WILMA	1,164,961.28	1,164,961.28
<b>FLORIDA BUREAU OF DISASTER Total</b>					<b>1,234,221,010.06</b>	<b>674,633,458.20</b>
FLUOR DANIEL INC	2594-INSPECTIONS PA TAC	1602DR	FLORIDA	KATRINA	2,800,000.00	1,263,397.90
		1603DR	LOUISIANA	KATRINA	54,114,000.00	10,090,369.16
		1604DR	MISSISSIPPI	KATRINA	28,550,000.00	6,227,507.79
		1605DR	ALABAMA	KATRINA	570,000.00	123,449.31
		1606DR	TEXAS	RITA	4,810,000.00	2,185,181.76
		1607DR	LOUISIANA	RITA	3,852,000.00	241,139.92
		1609DR	FLORIDA	WILMA	11,645,000.00	615,358.45
		3216EM	TEXAS	KATRINA	2,250,000.00	833,836.25
		MANUFACTURED HOUSING	1603DR	LOUISIANA	KATRINA	687,114,778.98
	1605DR		ALABAMA	KATRINA	1,816,792.00	1,155,968.58
	1606DR		TEXAS	RITA	4,701,226.00	1,588,504.80
	1609DR	FLORIDA	WILMA	1,512,583.00		
<b>FLUOR DANIEL INC Total</b>					<b>803,736,379.98</b>	<b>249,497,843.33</b>
ENVIRONMENTAL PROTECTION AGENCY	2501-MISSIONS-FOS	1602DR	FLORIDA	KATRINA	20,000.00	
		1603DR	LOUISIANA	KATRINA	22,517,000.00	
		1604DR	MISSISSIPPI	KATRINA	2,529,200.00	749,561.82
		1605DR	ALABAMA	KATRINA	10,000.00	4,164.37
		1606DR	TEXAS	RITA	10,000.00	
		1609DR	FLORIDA	WILMA	40,000.00	4,264.10
		3213EM	MISSISSIPPI	KATRINA	10,000.00	6,188.73
		3214EM	ALABAMA	KATRINA		
		3259EM	FLORIDA	RITA	10,000.00	
		3260EM	LOUISIANA	RITA	25,000.00	



VENDOR ALPHA	PROGRAM NAME	PROG CODE	STATE NAME	EVENT NAME	OBLIGATIONS	EXPENDITURES	
	2507-MISSIONS-TA	3261EM	TEXAS	RITA	5,000,000.00		
		1603DR	LOUISIANA	KATRINA	2,500,000.00		
		1604DR	MISSISSIPPI	KATRINA	12,300,000.00	1,543,422.91	
		1605DR	ALABAMA	KATRINA	3,000,000.00	114,778.35	
		1609DR	FLORIDA	WILMA	100,000.00	3,049.85	
	2508-MISSIONS-DFA	3214EM	ALABAMA	KATRINA			
		1603DR	LOUISIANA	KATRINA	197,000,000.00		
		1604DR	MISSISSIPPI	KATRINA	57,000,000.00	6,245,236.65	
		1605DR	ALABAMA	KATRINA	27,000,000.00	490,046.97	
		1607DR	LOUISIANA	RITA	39,500,000.00		
	25XX-OTHER SERVICES	1609DR	FLORIDA	WILMA	300,000.00		
		1603DR	LOUISIANA	KATRINA	258,065,898.00		
		1607DR	LOUISIANA	RITA	136,276,039.00		
<b>ENVIRONMENTAL PROTECTION AGENCY Total</b>					<b>763,213,137.00</b>	<b>9,160,713.75</b>	
GULF STREAM COACH, INC.	22XX-TRANSPORT OF THINGS	1603DR	LOUISIANA	KATRINA	26,319,725.00	12,478,479.00	
		1603DR	LOUISIANA	KATRINA	100,621,000.00	100,594,084.00	
	MANUFACTURED HOUSING	1604DR	MISSISSIPPI	KATRINA	73,885,500.00	73,530,294.00	
		1605DR	ALABAMA	KATRINA	346,871,000.00	335,456,440.00	
<b>GULF STREAM COACH, INC. Total</b>					<b>547,697,225.00</b>	<b>522,059,267.00</b>	
CORPORATE LODGING CONSULTANTS, INC.	21XX-TRAVEL OF PEOPLE	1604DR	MISSISSIPPI	KATRINA	45,000.00	39,784.85	
	25XX-OTHER SERVICES	1603DR	LOUISIANA	KATRINA	227,989,384.00	163,764,201.07	
		1604DR	MISSISSIPPI	KATRINA	108,724,206.00	78,138,071.90	
		1605DR	ALABAMA	KATRINA	24,970,310.00	18,703,900.07	
		1606DR	TEXAS	RITA	90,560,262.00	63,020,176.74	
		1607DR	LOUISIANA	RITA	68,772,318.00	41,033,819.38	
		<b>CORPORATE LODGING CONSULTANTS, INC. Total</b>					<b>521,061,480.00</b>
DEPARTMENT OF TRANSPORTATION	21XX-TRAVEL OF PEOPLE	1604DR	MISSISSIPPI	KATRINA			
	2501-MISSIONS-FOS	1602DR	FLORIDA	KATRINA	2,018,500.00	129,912.88	
		1603DR	LOUISIANA	KATRINA	71,193,000.00	910,883.80	
		1604DR	MISSISSIPPI	KATRINA	56,292,000.00	5,985,191.90	
		1605DR	ALABAMA	KATRINA	24,057,500.00	6,292.23	
		1606DR	TEXAS	RITA	25,331,000.00	1,094,213.32	
		1607DR	LOUISIANA	RITA	25,110,000.00	2,109,670.94	
		1609DR	FLORIDA	WILMA	20,183,000.00	44,305.88	
		3212EM	LOUISIANA	KATRINA	6,120,000.00	80,590.33	
		3213EM	MISSISSIPPI	KATRINA	35,000.00	16,073.98	
		3214EM	ALABAMA	KATRINA			
		3215EM	ARKANSAS	KATRINA	50,000.00		
		3216EM	TEXAS	KATRINA	4,000,000.00		
		3259EM	FLORIDA	RITA	10,000.00		
		3261EM	TEXAS	RITA	1,571,000.00		
		2507-MISSIONS-TA	1604DR	MISSISSIPPI	KATRINA	50,000.00	
		2508-MISSIONS-DFA	1603DR	LOUISIANA	KATRINA	256,000,000.00	88,383,897.02
			1604DR	MISSISSIPPI	KATRINA	3,353,213.00	
			1607DR	LOUISIANA	RITA	10,000,000.00	143,372.69
	3215EM		ARKANSAS	KATRINA	500,000.00		
3216EM	TEXAS		KATRINA	2,500,000.00	1,300,345.66		
3260EM	LOUISIANA	RITA					
<b>DEPARTMENT OF TRANSPORTATION Total</b>					<b>508,374,213.00</b>	<b>100,204,750.63</b>	
BECHTEL NATIONAL, INC.	25XX-OTHER SERVICES	1604DR	MISSISSIPPI	KATRINA	8,116,537.50		
		1603DR	LOUISIANA	KATRINA	1,117,125.00		
	MANUFACTURED HOUSING	1604DR	MISSISSIPPI	KATRINA	457,036,211.00	326,816,576.01	
<b>BECHTEL NATIONAL, INC. Total</b>					<b>466,269,873.50</b>	<b>326,816,576.01</b>	
US COAST GUARD	2501-MISSIONS-FOS	1602DR	FLORIDA	KATRINA	1.00		
		1603DR	LOUISIANA	KATRINA	3,275,000.00		
		1604DR	MISSISSIPPI	KATRINA	13,970,000.00	44,415.83	
		1605DR	ALABAMA	KATRINA	2,275,000.00	147,241.63	
		1606DR	TEXAS	RITA	100,000.00		



VENDOR ALPHA	PROGRAM NAME	PROG CODE	STATE NAME	EVENT NAME	OBLIGATIONS	EXPENDITURES
		1609DR	FLORIDA	WILMA	50,000.00	
		3214EM	ALABAMA	KATRINA		
		3259EM	FLORIDA	RITA	16,000.00	
		3260EM	LOUISIANA	RITA	25,000.00	
		3261EM	TEXAS	RITA	200,000.00	
	2507-MISSIONS-TA	1603DR	LOUISIANA	KATRINA	37,500.00	
	2508-MISSIONS-DFA	1603DR	LOUISIANA	KATRINA	165,000,000.00	11,162,253.86
		1604DR	MISSISSIPPI	KATRINA	231,000,000.00	
		1605DR	ALABAMA	KATRINA		
		1606DR	TEXAS	RITA	8,000,000.00	
		1607DR	LOUISIANA	RITA	18,400,000.00	
1609DR	FLORIDA	WILMA	70,000.00			
<b>US COAST GUARD Total</b>					<b>442,418,501.00</b>	<b>11,353,911.32</b>
SHAW ENVIRONMENTAL & INFRASTRUCTURE	MANUFACTURED HOUSING	1603DR	LOUISIANA	KATRINA	383,875,331.50	208,186,698.87
		1604DR	MISSISSIPPI	KATRINA	2,756,363.00	1,446,033.17
		1605DR	ALABAMA	KATRINA	9,949,690.00	4,561,870.97
		1606DR	TEXAS	RITA	20,528,590.00	15,302,983.62
		1607DR	LOUISIANA	RITA	1,503,895.00	1,257,645.11
<b>SHAW ENVIRONMENTAL &amp; INFRASTRUCTURE Total</b>					<b>418,613,869.50</b>	<b>230,755,231.74</b>
USDA FOREST SERVICE	2501-MISSIONS-FOS	1602DR	FLORIDA	KATRINA	85,000.00	
		1603DR	LOUISIANA	KATRINA	139,776,000.00	
		1604DR	MISSISSIPPI	KATRINA	8,607,000.00	
		1605DR	ALABAMA	KATRINA	1,280,000.00	
		1606DR	TEXAS	RITA	124,330,000.00	
		1609DR	FLORIDA	WILMA	5,910,000.00	
		3213EM	MISSISSIPPI	KATRINA	80,288.00	
		3214EM	ALABAMA	KATRINA		
		3216EM	TEXAS	KATRINA	5,000.00	
		3217EM	TENNESSEE	KATRINA		
		3218EM	GEORGIA	KATRINA		
		3222EM	NORTH CAROLINA	KATRINA		
		3231EM	KENTUCKY	KATRINA		
		3233EM	SOUTH CAROLINA	KATRINA		
		3241EM	ARIZONA	KATRINA	2,000,000.00	180.91
		3259EM	FLORIDA	RITA	740,000.00	
		3261EM	TEXAS	RITA	21,155,000.00	
	2507-MISSIONS-TA	1602DR	FLORIDA	KATRINA	10,000.00	
	2508-MISSIONS-DFA	1604DR	MISSISSIPPI	KATRINA	62,500.00	
		1603DR	LOUISIANA	KATRINA	10,000,000.00	
		1604DR	MISSISSIPPI	KATRINA	6,700,000.00	631.44
		1606DR	TEXAS	RITA	650,000.00	
		1607DR	LOUISIANA	RITA	40,500,000.00	
3216EM	TEXAS	KATRINA	22,500,000.00			
<b>USDA FOREST SERVICE Total</b>					<b>384,390,788.00</b>	<b>812.35</b>
MORGAN BUILDINGS & SPAS, INC.	25XX-OTHER SERVICES	1606DR	TEXAS	RITA	14,996.00	14,996.00
	31XX-EQUIPMENT	1603DR	LOUISIANA	KATRINA	125,000.00	125,000.00
	MANUFACTURED HOUSING	1603DR	LOUISIANA	KATRINA	114,362,394.00	69,637,478.70
		1604DR	MISSISSIPPI	KATRINA	26,122,500.00	26,122,500.00
		1605DR	ALABAMA	KATRINA	231,700,000.00	231,700,000.00
<b>MORGAN BUILDINGS &amp; SPAS, INC. Total</b>					<b>372,324,890.00</b>	<b>327,599,974.70</b>
US DEPARTMENT OF LABOR	2501-MISSIONS-FOS	1603DR	LOUISIANA	KATRINA		
		1604DR	MISSISSIPPI	KATRINA	325,000.00	17,938.44
	2503-UNEMPLOYMENT	1603DR	LOUISIANA	KATRINA	256,039,802.00	256,039,802.00
		1604DR	MISSISSIPPI	KATRINA	72,450,000.00	72,450,000.00
		1605DR	ALABAMA	KATRINA	1,372,364.00	927,636.00
		1606DR	TEXAS	RITA	6,529,529.00	6,529,529.00
		1607DR	LOUISIANA	RITA	11,309,413.00	11,309,413.00
		1609DR	FLORIDA	WILMA	5,770,125.00	5,770,125.00



VENDOR ALPHA	PROGRAM NAME	PROG CODE	STATE NAME	EVENT NAME	OBLIGATIONS	EXPENDITURES	
<b>US DEPARTMENT OF LABOR Total</b>					<b>353,796,233.00</b>	<b>353,044,443.44</b>	
PRECISION HOMES	MANUFACTURED HOUSING	1603DR	LOUISIANA	KATRINA	125,000,000.00	125,000,000.00	
		1605DR	ALABAMA	KATRINA	162,515,000.00	158,162,796.99	
<b>PRECISION HOMES Total</b>					<b>287,515,000.00</b>	<b>283,162,796.99</b>	
<b>DEPARTMENT OF HEALTH AND HUMAN SERVICES</b>							
DEPARTMENT OF HEALTH AND HUMAN SERVICES	2501-MISSIONS-FOS	1602DR	FLORIDA	KATRINA	365,000.00		
		1603DR	LOUISIANA	KATRINA	515,000.00		
		1604DR	MISSISSIPPI	KATRINA	2,695,000.00		
		1605DR	ALABAMA	KATRINA	50,000.00		
		1606DR	TEXAS	RITA	23,000,000.00		
		1609DR	FLORIDA	WILMA	1,230,000.00		
		3213EM	MISSISSIPPI	KATRINA	50,000.00		
		3214EM	ALABAMA	KATRINA			
		3215EM	ARKANSAS	KATRINA	10,000.00		
		3216EM	TEXAS	KATRINA	80,000.00		
		3217EM	TENNESSEE	KATRINA	2,000.00		
		3218EM	GEORGIA	KATRINA	52,000.00		
		3222EM	NORTH CAROLINA	KATRINA	2,000.00		
		3231EM	KENTUCKY	KATRINA	2,000.00		
		3233EM	SOUTH CAROLINA	KATRINA	2,000.00		
		3259EM	FLORIDA	RITA	10,000.00		
		3261EM	TEXAS	RITA	40,180,000.00		
		2507-MISSIONS-TA	1603DR	LOUISIANA	KATRINA	30,000.00	
			1604DR	MISSISSIPPI	KATRINA	682,300.00	
			3217EM	TENNESSEE	KATRINA	5,000.00	
	2508-MISSIONS-DFA	1603DR	LOUISIANA	KATRINA	78,150,000.00		
		1604DR	MISSISSIPPI	KATRINA	64,895,500.00		
		1605DR	ALABAMA	KATRINA			
		1607DR	LOUISIANA	RITA	20,100,000.00		
		1609DR	FLORIDA	WILMA	8,165,000.00		
		3215EM	ARKANSAS	KATRINA	3,000,000.00		
		3216EM	TEXAS	KATRINA	10,050,000.00		
		3237EM	ALABAMA	KATRINA	1,000,000.00		
		3260EM	LOUISIANA	RITA			
		25XX-OTHER SERVICES	1604DR	MISSISSIPPI	KATRINA	2,909,940.00	1,502,345.68
	1605DR		ALABAMA	KATRINA	205,500.00		
	1606DR		TEXAS	RITA	400,000.00		
	1609DR		FLORIDA	WILMA	10,000.00		
	26XX-SUPPLIES & MATERIALS	1604DR	MISSISSIPPI	KATRINA	3,050,000.00	2,551,115.88	
		CRISIS COUNSELING	1604DR	MISSISSIPPI	KATRINA	6,658,389.00	6,658,389.00
			1605DR	ALABAMA	KATRINA	488,246.00	488,246.00
			1606DR	TEXAS	RITA	1,546,988.00	
			1609DR	FLORIDA	WILMA	3,246,808.00	3,246,808.00
	<b>DEPARTMENT OF HEALTH AND HUMAN SERVICES Total</b>					<b>272,838,671.00</b>	<b>14,446,904.56</b>
	<b>AMERICAN RED CROSS</b>						
AMERICAN RED CROSS	2501-MISSIONS-FOS	1603DR	LOUISIANA	KATRINA	50,000.00	11,159.43	
		1606DR	TEXAS	RITA	30,000.00		
		3232EM	MISSOURI	KATRINA	5,000.00		
		3261EM	TEXAS	RITA	10,000.00		
	25XX-OTHER SERVICES	1603DR	LOUISIANA	KATRINA	110,000,000.00	110,000,000.00	
		1604DR	MISSISSIPPI	KATRINA	52,500,000.00	52,500,000.00	
		1605DR	ALABAMA	KATRINA	12,500,000.00	12,500,000.00	
		1606DR	TEXAS	RITA	42,500,000.00	41,437,014.20	
		1607DR	LOUISIANA	RITA	32,500,000.00	32,500,000.00	
	31XX-EQUIPMENT	1604DR	MISSISSIPPI	KATRINA	199,800.00		
<b>AMERICAN RED CROSS Total</b>					<b>250,294,800.00</b>	<b>248,948,173.63</b>	
<b>CH2M HILL CONSTRUCTORS, INC.</b>							
CH2M HILL CONSTRUCTORS, INC.	2507-MISSIONS-TA	1604DR	MISSISSIPPI	KATRINA			
	2592-INSPECTIONS IHP/IFG	1604DR	MISSISSIPPI	KATRINA	1,665,499.84	130,539.77	
	MANUFACTURED HOUSING	1603DR	LOUISIANA	KATRINA	147,639,271.58	60,764,329.07	
		1604DR	MISSISSIPPI	KATRINA	38,147,852.34	20,060,844.05	

VENDOR ALPHA	PROGRAM NAME	PROG CODE	STATE NAME	EVENT NAME	OBLIGATIONS	EXPENDITURES
		1605DR	ALABAMA	KATRINA	24,737,734.81	20,033,869.84
		1606DR	TEXAS	RITA	25,359,685.09	14,563,339.71
<b>CH2M HILL CONSTRUCTORS, INC. Total</b>					<b>237,550,043.66</b>	<b>115,552,922.44</b>
AL EMERGENCY MANAGEMENT AGENCY	414X-HOUSING & OTHER NEEDS	1605DR	ALABAMA	KATRINA	120,444,783.12	116,773,981.58
	416X-PUBLIC ASSISTANCE	1605DR	ALABAMA	KATRINA	97,020,746.54	67,536,165.50
		3237EM	ALABAMA	KATRINA	1,476,501.53	1,032,969.02
	CRISIS COUNSELING	1605DR	ALABAMA	KATRINA	3,851,188.00	1,243,647.90
<b>AL EMERGENCY MANAGEMENT AGENCY Total</b>					<b>222,793,219.19</b>	<b>186,586,764.00</b>
FEDERAL PROTECTIVE SERVICE/DHS	2501-MISSIONS-FOS	1603DR	LOUISIANA	KATRINA	132,651,820.00	619,180.47
		1604DR	MISSISSIPPI	KATRINA	28,452,766.73	252,566.50
		1605DR	ALABAMA	KATRINA	5,452,500.00	54,484.91
		1606DR	TEXAS	RITA	6,760,000.00	
		1607DR	LOUISIANA	RITA	5,000,000.00	
		1609DR	FLORIDA	WILMA	30,371,511.90	
		3213EM	MISSISSIPPI	KATRINA	188,608.00	
		3214EM	ALABAMA	KATRINA	31,478.00	
		3215EM	ARKANSAS	KATRINA	345,000.00	
		3216EM	TEXAS	KATRINA	6,000,000.00	
		3259EM	FLORIDA	RITA	10,000.00	
		3260EM	LOUISIANA	RITA	125,000.00	
		3261EM	TEXAS	RITA	100,000.00	
	2507-MISSIONS-TA	1603DR	LOUISIANA	KATRINA		
	2508-MISSIONS-DFA	1603DR	LOUISIANA	KATRINA		
		1604DR	MISSISSIPPI	KATRINA	700,000.00	35,231.08
		1609DR	FLORIDA	WILMA	150,000.00	
		3260EM	LOUISIANA	RITA	100,000.00	
	25XX-OTHER SERVICES	1602DR	FLORIDA	KATRINA	5,616,000.00	
		1605DR	ALABAMA	KATRINA	70,272.00	
<b>FEDERAL PROTECTIVE SERVICE/DHS Total</b>					<b>222,124,956.63</b>	<b>961,462.96</b>
GENERAL SERVICES ADMINISTRATION	21XX-TRAVEL OF PEOPLE	1604DR	MISSISSIPPI	KATRINA	32,208.00	
	22XX-TRANSPORT OF THINGS	1602DR	FLORIDA	KATRINA	20,000.00	
		1603DR	LOUISIANA	KATRINA	4,240,000.00	180.07
		1604DR	MISSISSIPPI	KATRINA	640,000.00	
		1605DR	ALABAMA	KATRINA	401,600.00	
		1606DR	TEXAS	RITA	80,000.00	
		1607DR	LOUISIANA	RITA	2,000.00	
		1609DR	FLORIDA	WILMA	400,000.00	
		3215EM	ARKANSAS	KATRINA	25.38	
		3216EM	TEXAS	KATRINA	4,446.27	
		3224EM	COLORADO	KATRINA	16.21	
	23XX-RENT, COMM, UTILITIES	1602DR	FLORIDA	KATRINA	300,000.00	300,000.00
		1603DR	LOUISIANA	KATRINA	5,294,706.00	4,657,456.00
		1604DR	MISSISSIPPI	KATRINA	7,744,451.00	2,379,451.00
		1605DR	ALABAMA	KATRINA	643,984.00	643,983.97
		1606DR	TEXAS	RITA	2,289,430.00	2,289,430.00
		1607DR	LOUISIANA	RITA	1,403,062.00	1,403,062.00
		1609DR	FLORIDA	WILMA	100,000.00	100,000.00
		3214EM	ALABAMA	KATRINA	30,000.00	30,000.00
	2501-MISSIONS-FOS	1602DR	FLORIDA	KATRINA	165,000.00	
		1603DR	LOUISIANA	KATRINA	6,705,000.00	167,245.49
		1604DR	MISSISSIPPI	KATRINA	62,483,268.36	210,048.54
		1605DR	ALABAMA	KATRINA	11,333,000.00	
		1606DR	TEXAS	RITA	370,000.00	
		1607DR	LOUISIANA	RITA	5,502,685.00	
		1609DR	FLORIDA	WILMA	170,000.00	3,334.32
		3212EM	LOUISIANA	KATRINA		
		3213EM	MISSISSIPPI	KATRINA	1,770,000.00	2,000.80
		3214EM	ALABAMA	KATRINA		



VENDOR ALPHA	PROGRAM NAME	PROG CODE	STATE NAME	EVENT NAME	OBLIGATIONS	EXPENDITURES
		3215EM	ARKANSAS	KATRINA	60,000.00	7,451.56
		3216EM	TEXAS	KATRINA	285,000.00	7,872.19
		3224EM	COLORADO	KATRINA		
		3259EM	FLORIDA	RITA	10,000.00	
		3261EM	TEXAS	RITA	520,000.00	
	2508-MISSIONS-DFA	1603DR	LOUISIANA	KATRINA	1,000,000.00	
		1604DR	MISSISSIPPI	KATRINA		
		1609DR	FLORIDA	WILMA		
		3212EM	LOUISIANA	KATRINA	1,500,000.00	
		3223EM	UTAH	KATRINA	5,000.00	
	25XX-OTHER SERVICES	1603DR	LOUISIANA	KATRINA	8,509,000.00	1,603,527.06
		1604DR	MISSISSIPPI	KATRINA	53,242,892.95	2,579,590.22
		1605DR	ALABAMA	KATRINA	146,000.00	
		1609DR	FLORIDA	WILMA	5,128,000.00	34,024.00
26XX-SUPPLIES & MATERIALS	1603DR	LOUISIANA	KATRINA	1,053.45		
	1604DR	MISSISSIPPI	KATRINA	60,000.00		
<b>GENERAL SERVICES ADMINISTRATION Total</b>					<b>182,591,828.62</b>	<b>16,418,657.22</b>
CLEARBROOK LLC	23XX-RENT, COMM, UTILITIES	1603DR	LOUISIANA	KATRINA	21,724,500.00	16,134,063.32
	25XX-OTHER SERVICES	1603DR	LOUISIANA	KATRINA	36,031,240.00	4,825,063.81
	26XX-SUPPLIES & MATERIALS	1607DR	LOUISIANA	RITA	8,390,250.00	8,189,240.40
	31XX-EQUIPMENT	1603DR	LOUISIANA	KATRINA	8,289,596.00	7,700,560.00
	32XX-LAND & STRUCTURES	1603DR	LOUISIANA	KATRINA	4,559,846.00	812,848.00
	MANUFACTURED HOUSING	1603DR	LOUISIANA	KATRINA	97,306,980.00	96,774,868.00
<b>CLEARBROOK LLC Total</b>					<b>176,302,412.00</b>	<b>134,436,643.53</b>
GBL'S	22XX-TRANSPORT OF THINGS	1602DR	FLORIDA	KATRINA	500,000.00	34,310.45
		1603DR	LOUISIANA	KATRINA	106,000,000.00	74,349,294.01
		1604DR	MISSISSIPPI	KATRINA	26,030,000.00	19,136,377.87
		1605DR	ALABAMA	KATRINA	10,040,000.00	3,878,543.56
		1606DR	TEXAS	RITA	2,250,000.00	1,326,624.75
		1607DR	LOUISIANA	RITA	200,000.00	127,093.76
		1609DR	FLORIDA	WILMA	10,000,000.00	1,881,057.09
	25XX-OTHER SERVICES	1603DR	LOUISIANA	KATRINA	2,500.00	
<b>GBL'S Total</b>					<b>155,022,500.00</b>	<b>100,733,301.49</b>
FEMA GROUP TRAVEL	21XX-TRAVEL OF PEOPLE	1602DR	FLORIDA	KATRINA	2,064,000.00	1,702,118.25
		1603DR	LOUISIANA	KATRINA	41,829,876.09	40,999,233.56
		1604DR	MISSISSIPPI	KATRINA	45,045,571.25	28,710,626.59
		1605DR	ALABAMA	KATRINA	10,893,039.71	8,674,408.64
		1606DR	TEXAS	RITA	21,052,340.93	19,442,589.96
		1607DR	LOUISIANA	RITA	1,938,157.96	1,849,458.32
		1609DR	FLORIDA	WILMA	11,604,650.00	11,093,821.89
		3212EM	LOUISIANA	KATRINA	5,559.37	5,559.37
		3215EM	ARKANSAS	KATRINA	1,492,159.85	1,382,711.66
		3216EM	TEXAS	KATRINA	3,076,322.65	2,814,540.41
		3217EM	TENNESSEE	KATRINA	70,000.00	67,982.84
		3218EM	GEORGIA	KATRINA	40,000.00	767.15
		3219EM	OKLAHOMA	KATRINA	88,459.16	74,081.45
		3221EM	WEST VIRGINIA	KATRINA	26,021.70	26,021.70
		3223EM	UTAH	KATRINA	74,189.00	23,298.95
		3224EM	COLORADO	KATRINA	107,487.74	89,758.98
		3225EM	MICHIGAN	KATRINA	215,000.00	95,590.23
		3226EM	DISTRICT OF COLUMBIA	KATRINA	39,626.97	37,426.97
		3227EM	WASHINGTON	KATRINA	79,497.12	67,954.68
		3228EM	OREGON	KATRINA	20,421.63	13,458.82
		3229EM	NEW MEXICO	KATRINA	44,429.60	40,024.71
		3230EM	ILLINOIS	KATRINA	70,000.00	13,398.70
		3231EM	KENTUCKY	KATRINA	20,000.00	7,960.79
		3232EM	MISSOURI	KATRINA	213,804.50	199,795.93
		3233EM	SOUTH CAROLINA	KATRINA	55,000.00	40,089.27



VENDOR ALPHA	PROGRAM NAME	PROG CODE	STATE NAME	EVENT NAME	OBLIGATIONS	EXPENDITURES
		3234EM	SOUTH DAKOTA	KATRINA	58,872.00	5,135.36
		3235EM	PENNSYLVANIA	KATRINA	86,137.76	78,137.76
		3236EM	KANSAS	KATRINA	186.90	186.90
		3238EM	INDIANA	KATRINA	50,000.00	
		3239EM	IOWA	KATRINA	4,927.66	4,927.66
		3240EM	VIRGINIA	KATRINA	7,659.06	7,659.06
		3241EM	ARIZONA	KATRINA	211,240.00	120,265.03
		3242EM	MINNESOTA	KATRINA	50,000.00	
		3243EM	NEVADA	KATRINA	231,000.26	132,081.53
		3244EM	IDAHO	KATRINA	3,603.26	3,603.26
		3245EM	NEBRASKA	KATRINA	1,301.61	1,301.61
		3246EM	CONNECTICUT	KATRINA	39,800.00	6,209.38
		3247EM	NORTH DAKOTA	KATRINA	62,001.15	15,492.46
		3248EM	CALIFORNIA	KATRINA	371,780.00	257,115.92
		3249EM	WISCONSIN	KATRINA	50,000.00	
		3250EM	OHIO	KATRINA	50,000.00	
		3251EM	MARYLAND	KATRINA	52,711.86	52,711.86
		3252EM	MASSACHUSETTS	KATRINA	99,200.00	68,943.09
		3253EM	MONTANA	KATRINA	53,459.07	4,524.11
		3255EM	RHODE ISLAND	KATRINA	26,000.00	7,916.15
		3256EM	MAINE	KATRINA	6,000.00	
		3257EM	NEW JERSEY	KATRINA	2,366.13	1,263.90
		3258EM	NEW HAMPSHIRE	KATRINA	6,000.00	91.71
		3259EM	FLORIDA	RITA	80,000.00	25,059.98
		3261EM	TEXAS	RITA	13,237.61	13,237.61
		3262EM	NEW YORK	KATRINA	68,300.00	61,247.27
		3263EM	DELAWARE	KATRINA	379.32	379.32
	MANUFACTURED HOUSING	1603DR	LOUISIANA	KATRINA	108,000.00	
<b>FEMA GROUP TRAVEL Total</b>					<b>141,959,778.88</b>	<b>118,340,170.75</b>
CMH MANUFACTURING, INC.	MANUFACTURED HOUSING	1603DR	LOUISIANA	KATRINA	69,790,000.00	41,151,380.00
		1604DR	MISSISSIPPI	KATRINA	69,177,578.79	69,174,578.79
<b>CMH MANUFACTURING, INC. Total</b>					<b>138,967,578.79</b>	<b>110,325,958.79</b>
PARTNERSHIP FOR RESPONSE & RECOVERY	2592-INSPECTIONS IHP/IFG	1603DR	LOUISIANA	KATRINA	49,237,570.40	34,313,274.14
		1604DR	MISSISSIPPI	KATRINA	48,518,439.84	35,805,525.04
		1606DR	TEXAS	RITA	495,566.55	495,566.55
		1607DR	LOUISIANA	RITA	14,211,750.00	10,503,863.82
		1609DR	FLORIDA	WILMA	24,363,000.00	19,946,637.78
	25XX-OTHER SERVICES	1603DR	LOUISIANA	KATRINA		
<b>PARTNERSHIP FOR RESPONSE &amp; RECOVERY Total</b>					<b>136,826,326.79</b>	<b>101,064,867.33</b>
NORTH AMERICAN CATASTROPHE SVCS INC	MANUFACTURED HOUSING	1603DR	LOUISIANA	KATRINA	69,609,249.64	67,961,927.93
		1605DR	ALABAMA	KATRINA	53,989,838.00	50,478,060.06
		1609DR	FLORIDA	WILMA	4,194,556.00	4,194,556.00
<b>NORTH AMERICAN CATASTROPHE SVCS INC Total</b>					<b>127,793,643.64</b>	<b>122,634,543.99</b>
BOURGET'S OF THE SOUTH, LLC	MANUFACTURED HOUSING	1603DR	LOUISIANA	KATRINA	7,355,005.60	7,355,005.60
		1605DR	ALABAMA	KATRINA	112,144,650.00	112,144,650.00
<b>BOURGET'S OF THE SOUTH, LLC Total</b>					<b>119,499,655.60</b>	<b>119,499,655.60</b>
NISTC	2594-INSPECTIONS PA TAC	1602DR	FLORIDA	KATRINA	4,024,400.00	2,551,911.98
		1603DR	LOUISIANA	KATRINA	63,045,200.00	12,096,456.49
		1604DR	MISSISSIPPI	KATRINA	31,460,300.00	6,855,719.09
		1605DR	ALABAMA	KATRINA	878,600.00	463,443.65
		1606DR	TEXAS	RITA	3,729,300.00	358.00
		1609DR	FLORIDA	WILMA	12,526,800.00	801,842.69
		3240EM	VIRGINIA	KATRINA	339,100.00	52,432.61
<b>NISTC Total</b>					<b>116,003,700.00</b>	<b>22,822,164.51</b>
ALLTECH	2592-INSPECTIONS IHP/IFG	1603DR	LOUISIANA	KATRINA	37,059,872.96	28,120,159.90
		1605DR	ALABAMA	KATRINA	8,123,500.00	6,975,723.30
		1606DR	TEXAS	RITA	37,166,430.64	25,249,388.85
		1607DR	LOUISIANA	RITA	13,293,000.00	9,579,895.85





VENDOR ALPHA	PROGRAM NAME	PROG CODE	STATE NAME	EVENT NAME	OBLIGATIONS	EXPENDITURES
		1609DR	FLORIDA	WILMA	18,066,256.00	16,391,223.42
<b>ALLTECH Total</b>					<b>113,709,059.60</b>	<b>86,316,391.32</b>
EMERGENCY RESPONSE PROG MANAGEMENT	2594-INSPECTIONS PA TAC	1602DR	FLORIDA	KATRINA	1,360,000.00	1,342,582.87
		1603DR	LOUISIANA	KATRINA	72,644,200.00	36,888,424.60
		1604DR	MISSISSIPPI	KATRINA	21,111,400.00	11,412,134.20
		1606DR	TEXAS	RITA	3,391,100.00	1,901,918.67
		1609DR	FLORIDA	WILMA	11,123,500.00	4,967,357.82
		3215EM	ARKANSAS	KATRINA	1,583,900.00	883,085.90
		3216EM	TEXAS	KATRINA	1,954,900.00	1,129,262.71
		3229EM	NEW MEXICO	KATRINA	139,800.00	79,467.18
<b>EMERGENCY RESPONSE PROG MANAGEMENT Total</b>					<b>113,308,800.00</b>	<b>58,604,233.95</b>
AMERICOLD LOGISTICS LLC	22XX-TRANSPORT OF THINGS	1603DR	LOUISIANA	KATRINA	6,000,000.00	6,000,000.00
		1604DR	MISSISSIPPI	KATRINA	25,168,506.58	25,000,000.00
	25XX-OTHER SERVICES	1603DR	LOUISIANA	KATRINA	8,500,000.00	6,467,447.98
		1604DR	MISSISSIPPI	KATRINA	50,000,000.00	49,965,288.41
<b>AMERICOLD LOGISTICS LLC Total</b>					<b>89,668,506.58</b>	<b>87,432,736.39</b>
HOUSING & URBAN DEVELOPMENT	2501-MISSIONS-FOS	1603DR	LOUISIANA	KATRINA	3,695,000.00	872,237.57
		1604DR	MISSISSIPPI	KATRINA	150,000.00	2,680.00
		1605DR	ALABAMA	KATRINA		
		1606DR	TEXAS	RITA	120,000.00	
		3216EM	TEXAS	KATRINA	100,000.00	
	2508-MISSIONS-DFA	1603DR	LOUISIANA	KATRINA	79,000,000.00	31,556,792.00
<b>HOUSING &amp; URBAN DEVELOPMENT Total</b>					<b>83,065,000.00</b>	<b>32,431,709.57</b>
CHAMPION HOME BUILDERS CO	MANUFACTURED HOUSING	1603DR	LOUISIANA	KATRINA	80,759,579.79	70,400,027.50
<b>CHAMPION HOME BUILDERS CO Total</b>					<b>80,759,579.79</b>	<b>70,400,027.50</b>
US BANK	21XX-TRAVEL OF PEOPLE	1603DR	LOUISIANA	KATRINA	38,950.00	17,178.58
		1604DR	MISSISSIPPI	KATRINA	43,898.90	3,226.41
		1605DR	ALABAMA	KATRINA	30,000.00	3,561.05
		1606DR	TEXAS	RITA	400,000.00	
		1607DR	LOUISIANA	RITA	30,000.00	19,813.91
		1609DR	FLORIDA	WILMA	51,000.00	503.57
		3215EM	ARKANSAS	KATRINA	1,000.00	
	22XX-TRANSPORT OF THINGS	1602DR	FLORIDA	KATRINA	5,000.00	140.00
		1603DR	LOUISIANA	KATRINA	40,560.43	100.00
		1604DR	MISSISSIPPI	KATRINA	6,100.00	696.00
		1605DR	ALABAMA	KATRINA	500.00	
		1606DR	TEXAS	RITA	35,000.00	849.35
		1609DR	FLORIDA	WILMA		
		3215EM	ARKANSAS	KATRINA	8,600.00	2,420.00
		3216EM	TEXAS	KATRINA	10,000.00	1,950.60
	23XX-RENT, COMM, UTILITIES	1603DR	LOUISIANA	KATRINA	1,509,690.00	329,789.33
		1604DR	MISSISSIPPI	KATRINA	313,596.79	138,584.86
		1605DR	ALABAMA	KATRINA	69,000.00	21,505.00
		1606DR	TEXAS	RITA	78,000.00	18,954.74
		1607DR	LOUISIANA	RITA	506,400.00	1,400.00
		1609DR	FLORIDA	WILMA	45,459.00	10,645.84
		3215EM	ARKANSAS	KATRINA	7,391.50	2,791.50
		3216EM	TEXAS	KATRINA	8,787.50	4,546.11
		3219EM	OKLAHOMA	KATRINA		
		3229EM	NEW MEXICO	KATRINA		
		3261EM	TEXAS	RITA	50,000.00	4,733.42
	24XX-PRINT & REPRO	1602DR	FLORIDA	KATRINA	10,500.00	
		1603DR	LOUISIANA	KATRINA	461,724.38	23,661.29
		1604DR	MISSISSIPPI	KATRINA	800,525.05	298,381.62
		1605DR	ALABAMA	KATRINA	233,392.00	77,130.27
		1606DR	TEXAS	RITA	346,360.00	145,306.05
		1607DR	LOUISIANA	RITA	234,000.00	70,883.02
		1609DR	FLORIDA	WILMA	88,321.80	31,576.95



VENDOR ALPHA	PROGRAM NAME	PROG CODE	STATE NAME	EVENT NAME	OBLIGATIONS	EXPENDITURES	
		3215EM	ARKANSAS	KATRINA	2,779.05	2,234.46	
		3216EM	TEXAS	KATRINA	31,554.44	23,596.04	
		3219EM	OKLAHOMA	KATRINA	755.65	755.65	
		3229EM	NEW MEXICO	KATRINA	36.64	36.64	
		3261EM	TEXAS	RITA	20,000.00	20,000.00	
	25XX-OTHER SERVICES	1602DR	FLORIDA	KATRINA	10,000.00	4,304.18	
		1603DR	LOUISIANA	KATRINA	3,303,853.88	1,311,119.47	
		1604DR	MISSISSIPPI	KATRINA	1,204,033.82	705,580.37	
		1605DR	ALABAMA	KATRINA	175,000.00	48,917.47	
		1606DR	TEXAS	RITA	290,641.87	98,437.40	
		1607DR	LOUISIANA	RITA	752,162.58	30,693.51	
		1609DR	FLORIDA	WILMA	146,657.46	28,054.79	
		3215EM	ARKANSAS	KATRINA	2,795.00	1,125.00	
		3216EM	TEXAS	KATRINA	15,425.96	11,537.29	
		3219EM	OKLAHOMA	KATRINA			
		3229EM	NEW MEXICO	KATRINA			
		3261EM	TEXAS	RITA	50,000.00	590.39	
		26XX-SUPPLIES & MATERIALS	1602DR	FLORIDA	KATRINA	77,560.70	37,991.05
			1603DR	LOUISIANA	KATRINA	20,528,077.48	6,439,924.26
			1604DR	MISSISSIPPI	KATRINA	9,053,173.27	5,247,889.34
	1605DR		ALABAMA	KATRINA	3,136,551.51	1,852,608.92	
	1606DR		TEXAS	RITA	2,015,012.19	719,528.20	
	1607DR		LOUISIANA	RITA	7,069,616.44	2,798,252.15	
	1609DR		FLORIDA	WILMA	827,622.85	423,107.61	
	3212EM		LOUISIANA	KATRINA	2,000.00	1,284.11	
	3215EM		ARKANSAS	KATRINA	74,640.53	47,022.12	
	3216EM		TEXAS	KATRINA	271,829.53	197,038.79	
	3219EM		OKLAHOMA	KATRINA			
	3221EM		WEST VIRGINIA	KATRINA	94.45	94.45	
	3223EM		UTAH	KATRINA	4,000.00		
	3224EM		COLORADO	KATRINA	4,000.00	1,729.21	
	3225EM		MICHIGAN	KATRINA	2,000.00	711.67	
	3227EM		WASHINGTON	KATRINA	112.64	112.64	
	3229EM		NEW MEXICO	KATRINA	115.74	15.74	
	3232EM		MISSOURI	KATRINA	5,000.00	4,166.35	
	3261EM		TEXAS	RITA	135,500.00	22,851.20	
	31XX-EQUIPMENT		1602DR	FLORIDA	KATRINA	89,500.00	26,622.00
		1603DR	LOUISIANA	KATRINA	7,715,918.03	2,670,202.09	
		1604DR	MISSISSIPPI	KATRINA	5,754,476.98	4,115,565.95	
		1605DR	ALABAMA	KATRINA	1,003,278.92	537,375.49	
		1606DR	TEXAS	RITA	489,183.04	94,779.66	
		1607DR	LOUISIANA	RITA	1,756,743.79	53,347.55	
		1609DR	FLORIDA	WILMA	160,500.00	28,626.95	
		3215EM	ARKANSAS	KATRINA	16,354.02	8,816.91	
		3216EM	TEXAS	KATRINA	113,301.90	90,591.92	
		3219EM	OKLAHOMA	KATRINA			
		3229EM	NEW MEXICO	KATRINA			
		3261EM	TEXAS	RITA	90,000.00	38,375.82	
		MANUFACTURED HOUSING	1603DR	LOUISIANA	KATRINA	50,000.00	37,369.51
			1604DR	MISSISSIPPI	KATRINA	16,500.00	16,500.00
1607DR			LOUISIANA	RITA			
<b>US BANK Total</b>					<b>71,932,117.71</b>	<b>29,029,813.79</b>	
CUSTOMS AND BORDER PROTECTION	2501-MISSIONS-FOS	1602DR	FLORIDA	KATRINA	11,447,424.00	6,226,283.63	
		1603DR	LOUISIANA	KATRINA	28,410,525.00		
		1604DR	MISSISSIPPI	KATRINA	8,517,200.00	266,152.45	
		3216EM	TEXAS	KATRINA	500,000.00		
		3261EM	TEXAS	RITA	12,000,000.00		
	2508-MISSIONS-DFA	1604DR	MISSISSIPPI	KATRINA			



VENDOR ALPHA	PROGRAM NAME	PROG CODE	STATE NAME	EVENT NAME	OBLIGATIONS	EXPENDITURES
	26XX-SUPPLIES & MATERIALS	1604DR	MISSISSIPPI	KATRINA	302,730.00	302,730.00
<b>CUSTOMS AND BORDER PROTECTION Total</b>					<b>61,177,879.00</b>	<b>6,795,166.08</b>
U S DEPARTMENT OF JUSTICE	2501-MISSIONS-FOS	1603DR	LOUISIANA	KATRINA	2,764,600.00	
		1604DR	MISSISSIPPI	KATRINA	2,535,000.00	
		1609DR	FLORIDA	WILMA	45,000.00	
	2507-MISSIONS-TA	1603DR	LOUISIANA	KATRINA	150,000.00	
	2508-MISSIONS-DFA	1603DR	LOUISIANA	KATRINA	45,313,000.00	3,219,744.16
		1604DR	MISSISSIPPI	KATRINA	4,867,000.00	81,247.05
<b>U S DEPARTMENT OF JUSTICE Total</b>					<b>55,674,600.00</b>	<b>3,300,991.21</b>
CITIBANK	21XX-TRAVEL OF PEOPLE	1603DR	LOUISIANA	KATRINA	20,326,194.83	19,629,468.13
		1604DR	MISSISSIPPI	KATRINA	18,045,543.82	17,590,002.60
		1605DR	ALABAMA	KATRINA	6,097,873.06	5,398,379.31
		1606DR	TEXAS	RITA	4,880,287.53	4,876,737.53
		1607DR	LOUISIANA	RITA	1,001,842.04	1,001,842.04
		1609DR	FLORIDA	WILMA	1,001,604.05	531,468.71
		3215EM	ARKANSAS	KATRINA	1,711.85	1,711.85
		3216EM	TEXAS	KATRINA	15,561.27	15,561.27
		3221EM	WEST VIRGINIA	KATRINA	1,331.70	1,331.70
		3223EM	UTAH	KATRINA	517.85	435.70
		3234EM	SOUTH DAKOTA	KATRINA	677.25	
		3247EM	NORTH DAKOTA	KATRINA	911.85	911.85
		3248EM	CALIFORNIA	KATRINA	700.00	
		3253EM	MONTANA	KATRINA	2,161.38	1,440.92
	25XX-OTHER SERVICES	1609DR	FLORIDA	WILMA	50,000.00	
	26XX-SUPPLIES & MATERIALS	1603DR	LOUISIANA	KATRINA	412,000.00	342,301.17
		1604DR	MISSISSIPPI	KATRINA	91,000.00	29,893.34
		1605DR	ALABAMA	KATRINA	13,000.00	134.44
		1606DR	TEXAS	RITA	112,500.00	85,424.88
<b>CITIBANK Total</b>					<b>52,055,418.48</b>	<b>49,507,045.44</b>
<b>Grand Total</b>					<b>27,394,124,174.26</b>	<b>14,154,605,439.02</b>

**FINANCIAL INFORMATION TOOL  
FOR HURRICANE KATRINA, RITA, & WILMA DECLARATIONS ONLY  
CHRONOLOGICAL LISTING BY DECLARATION OF OBLIGATION TRANSACTIONS GREATER THAN OR EQUAL TO \$50 MILLION (GROSS OF ANY SUBSEQUENT DE-OBLIGATIONS)  
AS OF 04-12-2006**

PROG CODE	STATE NAME	TRANS DATE	OBLIGATION NUMBER	VENDOR ALPHA	PROGRAM CATEGORY	OBLIGATIONS	QTY
1603DR	LOUISIANA	8/30/2005	1603DRLAMCOE-MVD 11	US ARMY CORPS OF ENGINEERS	2508-MISSIONS-DIRECT FED ASST (DFA)	50,000,000.00	1
		8/31/2005	1603DRLAMHHS 02	DEPARTMENT OF HEALTH AND HUMAN SERVICE	2501-MISSIONS-FED OPER SUP (FOS)	63,000,000.00	1
		9/3/2005	1603DRLAMCOE-MVD 05	US ARMY CORPS OF ENGINEERS	2508-MISSIONS-DIRECT FED ASST (DFA)	75,000,000.00	1
		9/4/2005	1603DRLAMCOE-MVD 07	US ARMY CORPS OF ENGINEERS	2508-MISSIONS-DIRECT FED ASST (DFA)	1,500,000,000.00	1
		9/5/2005	1603DRLAMDOD 23	DEPARTMENT OF DEFENSE	2501-MISSIONS-FED OPER SUP (FOS)	750,000,000.00	1
		9/6/2005	1603DRLAMDOD 29	DEPARTMENT OF DEFENSE	2501-MISSIONS-FED OPER SUP (FOS)	75,000,000.00	1
			1603DRLAMDOD 30	DEPARTMENT OF DEFENSE	2501-MISSIONS-FED OPER SUP (FOS)	490,000,000.00	1
			1603DRLAMDOD 31	DEPARTMENT OF DEFENSE	2501-MISSIONS-FED OPER SUP (FOS)	150,000,000.00	1
		9/8/2005	1603DRLAMEPA 03	ENVIRONMENTAL PROTECTION AGENCY	2508-MISSIONS-DIRECT FED ASST (DFA)	75,000,000.00	1
			1603DRLATTHP 01	LA OFFICE OF HOMELAND SECURITY &	4141-RENTAL 408(a)	510,000,000.00	1
			1603DRLAMDOD 40	DEPARTMENT OF DEFENSE	2501-MISSIONS-FED OPER SUP (FOS)	65,000,000.00	1
		9/9/2005	1603DRLAP00000001	LA OFFICE OF HOMELAND SECURITY &	416X-PUBLIC ASSISTANCE (PA)	218,823,700.76	1
			1603DRLATTHP 01	LA OFFICE OF HOMELAND SECURITY &	4141-RENTAL 408(a)	600,000,000.00	1
		9/10/2005	1603DRLAMCOE-MVD 21	US ARMY CORPS OF ENGINEERS	2501-MISSIONS-FED OPER SUP (FOS)	200,000,000.00	1
			1603DRLAMUSCG 07	US COAST GUARD	2501-MISSIONS-FED OPER SUP (FOS)	150,000,000.00	2
		9/13/2005	HSFEHQ-05-D-4125	PRECISION HOMES	3199-MH-PURCHASE UNITS-CAPITALIZED	125,000,000.00	1
			1603DRLAP00000001	LA OFFICE OF HOMELAND SECURITY &	416X-PUBLIC ASSISTANCE (PA)	51,293,678.90	1
			HSFEHQ-05-C-4000	GULF STREAM COACH, INC.	3190-MH-PURCHASE UNITS-NON-CAPITALIZED	99,996,000.00	1
		9/15/2005	1603DRLAMUSFS 15	USDA FOREST SERVICE	2501-MISSIONS-FED OPER SUP (FOS)	130,000,000.00	1
			1603DRLAP00000001	LA OFFICE OF HOMELAND SECURITY &	416X-PUBLIC ASSISTANCE (PA)	453,209,070.72	1
		9/16/2005	HSFE06-05-F-6232	CLEARBROOK LLC	3190-MH-PURCHASE UNITS-NON-CAPITALIZED	50,000,000.00	1
		9/17/2005	1603DRLATTHP 01	LA OFFICE OF HOMELAND SECURITY &	4141-RENTAL 408(a)	400,000,000.00	1
		9/21/2005	1603DRLAMDOD 06	US COAST GUARD	2508-MISSIONS-DIRECT FED ASST (DFA)	150,000,000.00	1
		9/24/2005	1603DRLAMCOE-MVD 05	US ARMY CORPS OF ENGINEERS	2508-MISSIONS-DIRECT FED ASST (DFA)	100,000,000.00	1
		9/25/2005	1603DRLATTHP 01	LA OFFICE OF HOMELAND SECURITY &	4141-RENTAL 408(a)	1,370,400,000.00	1
		9/26/2005	HSFE04-05-F-7039	DEPARTMENT OF DEFENSE	2660-FOOD & BEVERAGES	62,930,000.00	1
		9/27/2005	HSFEHQ-05-D-4334	MORGAN BUILDINGS & SPAS, INC.	3199-MH-PURCHASE UNITS-CAPITALIZED	83,958,000.00	1
		9/28/2005	HSFEHQ-05-D-4332	CHAMPION HOME BUILDERS CO	3199-MH-PURCHASE UNITS-CAPITALIZED	59,800,000.00	1
		9/29/2005	1603DRLAMDHUD 04	HOUSING & URBAN DEVELOPMENT	2508-MISSIONS-DIRECT FED ASST (DFA)	79,000,000.00	1
		10/2/2005	1603DRLATTHP 01	LA OFFICE OF HOMELAND SECURITY &	4141-RENTAL 408(a)	350,000,000.00	1
		10/3/2005	1603DRLAMEPA 03	ENVIRONMENTAL PROTECTION AGENCY	2508-MISSIONS-DIRECT FED ASST (DFA)	88,000,000.00	1
		10/8/2005	1603DRLATTHP 19	LA OFFICE OF HOMELAND SECURITY &	4149-OTHER NEEDS ASSISTANCE (ONA) AWARDS	100,000,000.00	1
		10/20/2005	1603DRLAMUSCG 09	US COAST GUARD	2508-MISSIONS-DIRECT FED ASST (DFA)	75,000,000.00	1
		10/21/2005	1603DRLAMCOE-MVD 23	US ARMY CORPS OF ENGINEERS	2508-MISSIONS-DIRECT FED ASST (DFA)	200,000,000.00	1
		10/22/2005	HSFEHQ-06-C-0024	AMERICAN RED CROSS	2580-OTHER SERVICE CONTRACTS	110,000,000.00	1
		10/31/2005	1603DRLAP00000001	LA OFFICE OF HOMELAND SECURITY &	416X-PUBLIC ASSISTANCE (PA)	88,802,983.46	1
			HSFEHQ-05-D-0471	FLUOR DANIEL INC	2591-DISASTER HOUSING RESOURCES (DHR)	62,160,091.00	1
		11/1/2005	HSFEHQ-06-F-0047	CORPORATE LODGING CONSULTANTS, INC.	2580-OTHER SERVICE CONTRACTS	105,602,464.00	1
		11/5/2005	1603DRLATTHP 01	LA OFFICE OF HOMELAND SECURITY &	4141-RENTAL 408(a)	148,000,000.00	1
			1603DRLATTHP 17	LA OFFICE OF HOMELAND SECURITY &	4147-REPLACEMENT	386,000,000.00	1
			1603DRLATTHP 19	LA OFFICE OF HOMELAND SECURITY &	4149-OTHER NEEDS ASSISTANCE (ONA) AWARDS	361,000,000.00	1
		11/18/2005	1603DRLAMDOL 00	US DEPARTMENT OF LABOR	2503-DISASTER UNEMPLOYMENT (DUA)	55,000,000.00	1
		11/23/2005	1603DRLATTHP 19	LA OFFICE OF HOMELAND SECURITY &	4149-OTHER NEEDS ASSISTANCE (ONA) AWARDS	100,000,000.00	1
		12/5/2005	1603DRLATTHP 19	LA OFFICE OF HOMELAND SECURITY &	4149-OTHER NEEDS ASSISTANCE (ONA) AWARDS	50,000,000.00	1
		12/12/2005	1603DRLAMCOE-MVD 23	US ARMY CORPS OF ENGINEERS	2508-MISSIONS-DIRECT FED ASST (DFA)	199,932,487.70	1
			1603DRLAMUSCG 09	US COAST GUARD	2508-MISSIONS-DIRECT FED ASST (DFA)	75,000,000.00	1
		12/20/2005	HSFE06-06-X-2014	ENVIRONMENTAL PROTECTION AGENCY	2589-INTERAGENCY AGREEMENTS	255,665,898.00	1
		12/23/2005	1603DRLATTHP 19	LA OFFICE OF HOMELAND SECURITY &	4149-OTHER NEEDS ASSISTANCE (ONA) AWARDS	50,000,000.00	1
		12/29/2005	1603DRLATTHP 19	LA OFFICE OF HOMELAND SECURITY &	4149-OTHER NEEDS ASSISTANCE (ONA) AWARDS	75,000,000.00	1
		12/30/2005	1603DRLATTHP 19	LA OFFICE OF HOMELAND SECURITY &	4149-OTHER NEEDS ASSISTANCE (ONA) AWARDS	90,000,000.00	1
		1/6/2006	1603DRLATTHP 01	LA OFFICE OF HOMELAND SECURITY &	4141-RENTAL 408(a)	50,000,000.00	1
		1/7/2006	EMR-2006-GB-0000	GBL'S	2213-MH-TRANSPORTATION-DISASTER	70,000,000.00	1
		1/14/2006	1603DRLATTHP 19	LA OFFICE OF HOMELAND SECURITY &	4149-OTHER NEEDS ASSISTANCE (ONA) AWARDS	100,000,000.00	1
		1/19/2006	1603DRLATTHP 01	LA OFFICE OF HOMELAND SECURITY &	4141-RENTAL 408(a)	60,000,000.00	1
		1/30/2006	1603DRLATTHP 01	LA OFFICE OF HOMELAND SECURITY &	4141-RENTAL 408(a)	50,000,000.00	1
		2/7/2006	HSFEHQ-06-F-0047	CORPORATE LODGING CONSULTANTS, INC.	2580-OTHER SERVICE CONTRACTS	52,800,000.00	1
		2/16/2006	HSFEHQ-05-D-0592	CH2M HILL CONSTRUCTORS, INC.	2591-DISASTER HOUSING RESOURCES (DHR)	75,178,562.50	1
		3/1/2006	HSFEHQ-05-D-0471	FLUOR DANIEL INC	2591-DISASTER HOUSING RESOURCES (DHR)	158,488,970.76	1

PROG CODE	STATE NAME	TRANS DATE	OBLIGATION NUMBER	VENDOR ALPHA	PROGRAM CATEGORY	OBLIGATIONS	QTY
		3/3/2006	HSFEHQ-05-D-0471	FLUOR DANIEL INC	2591-DISASTER HOUSING RESOURCES (DHR)	170,814,779.00	1
		3/15/2006	1603DRLAP00000001	LA OFFICE OF HOMELAND SECURITY &	416X-PUBLIC ASSISTANCE (PA)	55,750,323.10	1
		3/16/2006	1603DRLAMDOL 00	US DEPARTMENT OF LABOR	2503-DISASTER UNEMPLOYMENT (DUA)	91,411,844.00	1
			HSFEHQ-05-D-0573	SHAW ENVIRONMENTAL & INFRASTRUCTURE	2591-DISASTER HOUSING RESOURCES (DHR)	139,278,621.00	1
		3/20/2006	1603DRLAP00000001	LA OFFICE OF HOMELAND SECURITY &	416X-PUBLIC ASSISTANCE (PA)	170,571,862.38	2
		3/21/2006	1603DRLAP00000001	LA OFFICE OF HOMELAND SECURITY &	416X-PUBLIC ASSISTANCE (PA)	138,213,467.86	1
		3/23/2006	1603DRLAP00000001	LA OFFICE OF HOMELAND SECURITY &	416X-PUBLIC ASSISTANCE (PA)	76,350,249.12	1
		3/28/2006	1603DRLAP00000001	LA OFFICE OF HOMELAND SECURITY &	416X-PUBLIC ASSISTANCE (PA)	67,986,749.72	1
		3/31/2006	HSFEHQ-05-D-0471	FLUOR DANIEL INC	2591-DISASTER HOUSING RESOURCES (DHR)	192,710,167.00	1
1604DR	MISSISSIPPI	9/2/2005	1604DRMSMDOD 17	DEPARTMENT OF DEFENSE	2501-MISSIONS-FED OPER SUP (FOS)	220,000,000.00	2
		9/3/2005	1604DRMSMCOE-MVD 16	US ARMY CORPS OF ENGINEERS	2508-MISSIONS-DIRECT FED ASST (DFA)	80,000,000.00	1
			1604DRMSMDOD 19	DEPARTMENT OF DEFENSE	2501-MISSIONS-FED OPER SUP (FOS)	1,000,000,000.00	1
		9/4/2005	1604DRMSMCOE-MVD 11	US ARMY CORPS OF ENGINEERS	2501-MISSIONS-FED OPER SUP (FOS)	80,000,000.00	1
			1604DRMSMGSA 16	GENERAL SERVICES ADMINISTRATION	2501-MISSIONS-FED OPER SUP (FOS)	50,000,000.00	1
		9/5/2005	1604DRMSMCOE-MVD 09	US ARMY CORPS OF ENGINEERS	2508-MISSIONS-DIRECT FED ASST (DFA)	320,000,000.00	1
			1604DRMSMCOE-MVD 10	US ARMY CORPS OF ENGINEERS	2508-MISSIONS-DIRECT FED ASST (DFA)	71,000,000.00	1
			1604DRMSMCOE-MVD 11	US ARMY CORPS OF ENGINEERS	2501-MISSIONS-FED OPER SUP (FOS)	100,000,000.00	1
			1604DRMSMDOT 05	US COAST GUARD	2501-MISSIONS-FED OPER SUP (FOS)	90,000,000.00	1
		9/6/2005	1604DRMSTTHP 01	MISSISSIPPI, STATE OF	4141-RENTAL 408(a)	100,000,000.00	1
		9/7/2005	1604DRMSMCOE-MVD 12	US ARMY CORPS OF ENGINEERS	2501-MISSIONS-FED OPER SUP (FOS)	180,000,000.00	1
		9/10/2005	1604DRMSMDOD 19	DEPARTMENT OF DEFENSE	2501-MISSIONS-FED OPER SUP (FOS)	500,000,000.00	1
			1604DRMSMDOD 27	DEPARTMENT OF DEFENSE	2508-MISSIONS-DIRECT FED ASST (DFA)	50,000,000.00	1
			1604DRMSTTHP 01	MISSISSIPPI, STATE OF	4141-RENTAL 408(a)	96,000,000.00	1
		9/11/2005	1604DRMSTTHP 01	MISSISSIPPI, STATE OF	4141-RENTAL 408(a)	100,000,000.00	1
		9/12/2005	1604DRMSTTHP 01	MISSISSIPPI, STATE OF	4141-RENTAL 408(a)	300,000,000.00	1
		9/17/2005	1604DRMSMCOE-MVD 25	US ARMY CORPS OF ENGINEERS	2508-MISSIONS-DIRECT FED ASST (DFA)	50,000,000.00	1
			HSFE04-05-P-7069	AMERICOLD LOGISTICS LLC	2580-OTHER SERVICE CONTRACTS	50,000,000.00	1
		9/18/2005	HSFE04-05-F-7058	DEPARTMENT OF DEFENSE	2660-FOOD & BEVERAGES	69,630,470.00	1
		9/23/2005	1604DRMSP00000001	MISSISSIPPI, STATE OF	416X-PUBLIC ASSISTANCE (PA)	105,160,104.73	1
		9/27/2005	1604DRMSTTHP 01	MISSISSIPPI, STATE OF	4141-RENTAL 408(a)	365,018,400.00	1
		10/8/2005	1604DRMSTTHP 01	MISSISSIPPI, STATE OF	4141-RENTAL 408(a)	150,000,000.00	1
		10/9/2005	1604DRMSMCOE-MVD 10	US ARMY CORPS OF ENGINEERS	2508-MISSIONS-DIRECT FED ASST (DFA)	56,000,000.00	1
		10/10/2005	1604DRMSTTHP 19	MISSISSIPPI, STATE OF	4149-OTHER NEEDS ASSISTANCE (ONA) AWARDS	50,000,000.00	1
		10/16/2005	1604DRMSMCOE-MVD 09	US ARMY CORPS OF ENGINEERS	2508-MISSIONS-DIRECT FED ASST (DFA)	300,000,000.00	1
		10/22/2005	HSFEHQ-05-D-0572	BECHTEL NATIONAL, INC.	2591-DISASTER HOUSING RESOURCES (DHR)	135,191,336.50	1
			HSFEHQ-06-C-0024	AMERICAN RED CROSS	2580-OTHER SERVICE CONTRACTS	52,500,000.00	1
		11/1/2005	HSFEHQ-06-F-0047	CORPORATE LODGING CONSULTANTS, INC.	2580-OTHER SERVICE CONTRACTS	50,401,176.00	1
		11/22/2005	1604DRMSTTHP 19	MISSISSIPPI, STATE OF	4149-OTHER NEEDS ASSISTANCE (ONA) AWARDS	50,000,000.00	1
		12/15/2005	HSFEHQ-05-D-0572	BECHTEL NATIONAL, INC.	2591-DISASTER HOUSING RESOURCES (DHR)	67,535,156.00	1
		12/19/2005	HSFEHQ-05-C-4155	CMH MANUFACTURING, INC.	3199-MH-PURCHASE UNITS-CAPITALIZED	60,935,395.00	1
		12/23/2005	HSFEHQ-05-D-0572	BECHTEL NATIONAL, INC.	2591-DISASTER HOUSING RESOURCES (DHR)	78,801,663.50	1
		1/27/2006	1604DRMSMCOE-MVD 09	US ARMY CORPS OF ENGINEERS	2508-MISSIONS-DIRECT FED ASST (DFA)	100,000,000.00	1
		3/18/2006	1604DRMSMCOE-MVD 09	US ARMY CORPS OF ENGINEERS	2508-MISSIONS-DIRECT FED ASST (DFA)	200,000,000.00	1
		4/6/2006	1604DRMSMUSCG 12	US COAST GUARD	2508-MISSIONS-DIRECT FED ASST (DFA)	200,000,000.00	1
		4/10/2006	1604DRMSP00000001	MISSISSIPPI, STATE OF	416X-PUBLIC ASSISTANCE (PA)	58,530,355.47	1
1605DR	ALABAMA	9/10/2005	HSFEHQ-05-C-4039	MORGAN BUILDINGS & SPAS, INC.	3199-MH-PURCHASE UNITS-CAPITALIZED	202,512,500.00	2
			HSFEHQ-05-D-4125	PRECISION HOMES	3199-MH-PURCHASE UNITS-CAPITALIZED	98,965,000.00	1
		9/12/2005	HSFEHQ-05-C-4041	GULF STREAM COACH, INC.	3199-MH-PURCHASE UNITS-CAPITALIZED	246,875,000.00	1
		9/13/2005	HSFEHQ-05-C-4000	GULF STREAM COACH, INC.	3190-MH-PURCHASE UNITS-NON-CAPITALIZED	99,068,500.00	1
		9/16/2005	HSFEHQ-05-C-4040	NORTH AMERICAN CATASTROPHE SVCS INC	3199-MH-PURCHASE UNITS-CAPITALIZED	51,400,000.00	1
		9/24/2005	1605DRALTTHP 01	AL EMERGENCY MANAGEMENT AGENCY	4141-RENTAL 408(a)	83,709,000.00	1
		9/29/2005	1605DRALMCOE-SAD 09	US ARMY CORPS OF ENGINEERS	2508-MISSIONS-DIRECT FED ASST (DFA)	90,000,000.00	1
		9/30/2005	HSFEHQ-05-C-4128	BOURGET'S OF THE SOUTH, LLC	3190-MH-PURCHASE UNITS-NON-CAPITALIZED	88,500,000.00	1
1606DR	TEXAS	9/28/2005	1606DRTXMUSFS 02	USDA FOREST SERVICE	2501-MISSIONS-FED OPER SUP (FOS)	124,000,000.00	1
			1606DRTXTTHP 01	TX DEPARTMENT OF PUBLIC SAFETY	4141-RENTAL 408(a)	60,320,000.00	1
		9/29/2005	1606DRTXTTHP 01	TX DEPARTMENT OF PUBLIC SAFETY	4141-RENTAL 408(a)	105,000,000.00	1
			1606DRTXTTHP 19	TX DEPARTMENT OF PUBLIC SAFETY	4149-OTHER NEEDS ASSISTANCE (ONA) AWARDS	100,000,000.00	1
		9/30/2005	1606DRTXTTHP 01	TX DEPARTMENT OF PUBLIC SAFETY	4141-RENTAL 408(a)	150,000,899.00	1
		10/3/2005	1606DRTXTTHP 01	TX DEPARTMENT OF PUBLIC SAFETY	4141-RENTAL 408(a)	447,000,000.00	1
			1606DRTXTTHP 04	TX DEPARTMENT OF PUBLIC SAFETY	4143-REPAIRS	100,000,000.00	1
			1606DRTXTTHP 19	TX DEPARTMENT OF PUBLIC SAFETY	4149-OTHER NEEDS ASSISTANCE (ONA) AWARDS	200,000,000.00	1
		10/7/2005	1606DRTXIOTH	TX DEPARTMENT OF PUBLIC SAFETY	4154-OTHER NEEDS ASSISTANCE (ONA) GRANTS	200,000,000.00	1
		11/4/2005	1606DRTXMCOE-SWD 09	US ARMY CORPS OF ENGINEERS	2508-MISSIONS-DIRECT FED ASST (DFA)	65,000,000.00	1
1607DR	LOUISIANA	9/28/2005	1607DRLATTHP 01	LA OFFICE OF HOMELAND SECURITY &	4141-RENTAL 408(a)	75,000,000.00	1
		9/30/2005	1607DRLATTHP 01	LA OFFICE OF HOMELAND SECURITY &	4141-RENTAL 408(a)	250,000,000.00	1

PROG CODE	STATE NAME	TRANS DATE	OBLIGATION NUMBER	VENDOR ALPHA	PROGRAM CATEGORY	OBLIGATIONS	QTY
		10/7/2005	1607DRLAMCOE-MVD 07	US ARMY CORPS OF ENGINEERS	2508-MISSIONS-DIRECT FED ASST (DFA)	138,000,000.00	1
			1607DRLAMCOE-MVD 09	US ARMY CORPS OF ENGINEERS	2508-MISSIONS-DIRECT FED ASST (DFA)	80,000,000.00	1
		12/16/2005	1607DRLAMCOE-MVD 09	US ARMY CORPS OF ENGINEERS	2508-MISSIONS-DIRECT FED ASST (DFA)	113,000,000.00	1
		12/20/2005	HSFE06-06-X-2014	ENVIRONMENTAL PROTECTION AGENCY	2580-OTHER SERVICE CONTRACTS	100,686,039.00	1
1609DR	FLORIDA	10/26/2005	HSFE04-06-F-7706	DEPARTMENT OF DEFENSE	2660-FOOD & BEVERAGES	60,000,000.00	1
		10/27/2005	1609DRFLTTHP 01	FLORIDA BUREAU OF DISASTER	4141-RENTAL 408(a)	60,000,000.00	1
		11/2/2005	1609DRFLTTHP 19	FLORIDA BUREAU OF DISASTER	4149-OTHER NEEDS ASSISTANCE (ONA) AWARDS	100,000,000.00	1
		11/3/2005	1609DRFLMCOE-SAD 13	US ARMY CORPS OF ENGINEERS	2508-MISSIONS-DIRECT FED ASST (DFA)	75,000,000.00	1
		11/4/2005	1609DRFLMCOE-SAD 12	US ARMY CORPS OF ENGINEERS	2508-MISSIONS-DIRECT FED ASST (DFA)	50,000,000.00	1
		11/30/2005	1609DRFLTTHP 19	FLORIDA BUREAU OF DISASTER	4149-OTHER NEEDS ASSISTANCE (ONA) AWARDS	50,000,000.00	1
		12/1/2005	1609DRFLP00000001	FLORIDA BUREAU OF DISASTER	416X-PUBLIC ASSISTANCE (PA)	52,039,385.68	1
		12/8/2005	1609DRFLP00000001	FLORIDA BUREAU OF DISASTER	416X-PUBLIC ASSISTANCE (PA)	187,265,936.45	1
		1/24/2006	1609DRFLP00000001	FLORIDA BUREAU OF DISASTER	416X-PUBLIC ASSISTANCE (PA)	65,491,147.19	1
3216EM	TEXAS	11/11/2005	3216EMTXP00000001	TX DEPARTMENT OF PUBLIC SAFETY	416X-PUBLIC ASSISTANCE (PA)	113,611,873.65	1

**FINANCIAL INFORMATION TOOL**  
**FOR HURRICANE KATRINA, RITA, & WILMA DECLARATIONS ONLY**  
**FEMA CREDIT CARDS ONLY \***

**AS OF 04-12-2006**

<b>VENDOR ALPHA</b>	<b>PROGRAM NAME</b>	<b>OBLIGATIONS</b>	<b>EXPENDITURES</b>
BANK ONE DBA JPMORGAN CHASE BANK	21XX-TRAVEL OF PEOPLE		
	25XX-OTHER SERVICES	366,247.03	322,591.10
	26XX-SUPPLIES & MATERIALS	6,521,311.61	1,669,880.00
<b>BANK ONE DBA JPMORGAN CHASE BANK Total</b>		<b>6,887,558.64</b>	<b>1,992,471.10</b>
CITIBANK	21XX-TRAVEL OF PEOPLE	51,376,918.48	49,049,291.61
	25XX-OTHER SERVICES	50,000.00	
	26XX-SUPPLIES & MATERIALS	628,500.00	457,753.83
<b>CITIBANK Total</b>		<b>52,055,418.48</b>	<b>49,507,045.44</b>
US BANK	21XX-TRAVEL OF PEOPLE	594,848.90	44,283.52
	22XX-TRANSPORT OF THINGS	105,760.43	6,155.95
	23XX-RENT, COMM, UTILITIES	2,588,324.79	532,950.80
	24XX-PRINT & REPRO	2,229,949.01	693,561.99
	25XX-OTHER SERVICES	5,950,570.57	2,240,359.87
	26XX-SUPPLIES & MATERIALS	43,206,907.33	17,794,327.81
	31XX-EQUIPMENT	17,189,256.68	7,664,304.34
	MANUFACTURED HOUSING	66,500.00	53,869.51
<b>US BANK Total</b>		<b>71,932,117.71</b>	<b>29,029,813.79</b>
<b>Grand Total</b>		<b>130,875,094.83</b>	<b>80,529,330.33</b>

<b>NAME OF CARD</b>	<b>PURPOSE/USES</b>
BANK ONE DBA JPMORGAN CHASE BANK	Fleetcard for fuel, oil, etc for government vehicles
CITIBANK	Centrally billed travel
US BANK	FEMA Purchase card

\* Does not include Individually Billed Travel (IBT) Credit Cards that are issued to FEMA Travelers

**FINANCIAL INFORMATION TOOL**  
**FOR HURRICANE KATRINA, RITA, & WILMA DECLARATIONS ONLY**  
**FEMA CREDIT CARDS ONLY \***  
**AS OF 04-12-2006**

PROG CODE	STATE NAME	EVENT NAME	VENDOR ALPHA	PROGRAM NAME	OBLIGATIONS	EXPENDITURES				
1602DR	FLORIDA	KATRINA	US BANK	22XX-TRANSPORT OF THINGS	5,000.00	140.00				
				24XX-PRINT & REPRO	10,500.00					
				25XX-OTHER SERVICES	10,000.00	4,304.18				
				26XX-SUPPLIES & MATERIALS	77,560.70	37,991.05				
				31XX-EQUIPMENT	89,500.00	26,622.00				
<b>1602DR Total</b>					<b>192,560.70</b>	<b>69,057.23</b>				
1603DR	LOUISIANA	KATRINA	BANK ONE DBA JPMORGAN CHASE BANK	26XX-SUPPLIES & MATERIALS	3,750,770.80	502,023.98				
				CITIBANK	21XX-TRAVEL OF PEOPLE	20,326,194.83	19,629,468.13			
			US BANK	26XX-SUPPLIES & MATERIALS	412,000.00	342,301.17				
				21XX-TRAVEL OF PEOPLE	38,950.00	17,178.58				
				22XX-TRANSPORT OF THINGS	40,560.43	100.00				
				23XX-RENT, COMM, UTILITIES	1,509,690.00	329,789.33				
				24XX-PRINT & REPRO	461,724.38	23,661.29				
				25XX-OTHER SERVICES	3,303,853.88	1,311,119.47				
				26XX-SUPPLIES & MATERIALS	20,528,077.48	6,439,924.26				
				31XX-EQUIPMENT	7,715,918.03	2,670,202.09				
				MANUFACTURED HOUSING	50,000.00	37,369.51				
				<b>1603DR Total</b>					<b>58,137,739.83</b>	<b>31,303,137.81</b>
				1604DR	MISSISSIPPI	KATRINA	BANK ONE DBA JPMORGAN CHASE BANK	25XX-OTHER SERVICES	283,500.00	243,290.04
26XX-SUPPLIES & MATERIALS	486,000.00	384,741.41								
CITIBANK	21XX-TRAVEL OF PEOPLE	18,045,543.82	17,590,002.60							
	26XX-SUPPLIES & MATERIALS	91,000.00	29,893.34							
US BANK	21XX-TRAVEL OF PEOPLE	43,898.90	3,226.41							
	22XX-TRANSPORT OF THINGS	6,100.00	696.00							
	23XX-RENT, COMM, UTILITIES	313,596.79	138,584.86							
	24XX-PRINT & REPRO	800,525.05	298,381.62							
	25XX-OTHER SERVICES	1,204,033.82	705,580.37							
	26XX-SUPPLIES & MATERIALS	9,053,173.27	5,247,889.34							
	31XX-EQUIPMENT	5,754,476.98	4,115,565.95							
	MANUFACTURED HOUSING	16,500.00	16,500.00							
	<b>1604DR Total</b>						<b>36,098,348.63</b>	<b>28,774,351.94</b>		
	1605DR	ALABAMA	KATRINA	BANK ONE DBA JPMORGAN CHASE BANK	25XX-OTHER SERVICES	82,537.03	79,092.10			
26XX-SUPPLIES & MATERIALS					867,000.00	371,637.96				
CITIBANK				21XX-TRAVEL OF PEOPLE	6,097,873.06	5,398,379.31				
				26XX-SUPPLIES & MATERIALS	13,000.00	134.44				
US BANK				21XX-TRAVEL OF PEOPLE	30,000.00	3,561.05				
				22XX-TRANSPORT OF THINGS	500.00					
				23XX-RENT, COMM, UTILITIES	69,000.00	21,505.00				
				24XX-PRINT & REPRO	233,392.00	77,130.27				
				25XX-OTHER SERVICES	175,000.00	48,917.47				
				26XX-SUPPLIES & MATERIALS	3,136,551.51	1,852,608.92				
				31XX-EQUIPMENT	1,003,278.92	537,375.49				
				<b>1605DR Total</b>					<b>11,708,132.52</b>	<b>8,390,342.01</b>
				1606DR	TEXAS	RITA	BANK ONE DBA JPMORGAN CHASE BANK	21XX-TRAVEL OF PEOPLE		
26XX-SUPPLIES & MATERIALS	615,000.00	71,443.73								
CITIBANK	21XX-TRAVEL OF PEOPLE	4,880,287.53	4,876,737.53							
	26XX-SUPPLIES & MATERIALS	112,500.00	85,424.88							
US BANK	21XX-TRAVEL OF PEOPLE	400,000.00								
	22XX-TRANSPORT OF THINGS	35,000.00	849.35							
	23XX-RENT, COMM, UTILITIES	78,000.00	18,954.74							
	24XX-PRINT & REPRO	346,360.00	145,306.05							
	25XX-OTHER SERVICES	290,641.87	98,437.40							
	26XX-SUPPLIES & MATERIALS	2,015,012.19	719,528.20							
31XX-EQUIPMENT	489,183.04	94,779.66								



PROG CODE	STATE NAME	EVENT NAME	VENDOR ALPHA	PROGRAM NAME	OBLIGATIONS	EXPENDITURES
<b>1606DR Total</b>					<b>9,261,984.63</b>	<b>6,111,461.54</b>
1607DR	LOUISIANA	RITA	BANK ONE DBA JPMORGAN CHASE BANK	26XX-SUPPLIES & MATERIALS	310,524.00	200,518.44
			CITIBANK	21XX-TRAVEL OF PEOPLE	1,001,842.04	1,001,842.04
			US BANK	21XX-TRAVEL OF PEOPLE	30,000.00	19,813.91
				23XX-RENT, COMM, UTILITIES	506,400.00	1,400.00
				24XX-PRINT & REPRO	234,000.00	70,883.02
				25XX-OTHER SERVICES	752,162.58	30,693.51
				26XX-SUPPLIES & MATERIALS	7,069,616.44	2,798,252.15
				31XX-EQUIPMENT	1,756,743.79	53,347.55
				MANUFACTURED HOUSING		
<b>1607DR Total</b>					<b>11,661,288.85</b>	<b>4,176,750.62</b>
1609DR	FLORIDA	WILMA	BANK ONE DBA JPMORGAN CHASE BANK	21XX-TRAVEL OF PEOPLE		208.96
				25XX-OTHER SERVICES	210.00	
				26XX-SUPPLIES & MATERIALS	490,516.81	138,014.48
			CITIBANK	21XX-TRAVEL OF PEOPLE	1,001,604.05	531,468.71
			US BANK	25XX-OTHER SERVICES	50,000.00	
				21XX-TRAVEL OF PEOPLE	51,000.00	503.57
				22XX-TRANSPORT OF THINGS		
				23XX-RENT, COMM, UTILITIES	45,459.00	10,645.84
				24XX-PRINT & REPRO	88,321.80	31,576.95
				25XX-OTHER SERVICES	146,657.46	28,054.79
				26XX-SUPPLIES & MATERIALS	827,622.85	423,107.61
31XX-EQUIPMENT	160,500.00	28,626.95				
<b>1609DR Total</b>					<b>2,861,891.97</b>	<b>1,192,207.86</b>
3212EM	LOUISIANA	KATRINA	US BANK	26XX-SUPPLIES & MATERIALS	2,000.00	1,284.11
<b>3212EM Total</b>					<b>2,000.00</b>	<b>1,284.11</b>
3215EM	ARKANSAS	KATRINA	CITIBANK	21XX-TRAVEL OF PEOPLE	1,711.85	1,711.85
			US BANK	21XX-TRAVEL OF PEOPLE	1,000.00	
				22XX-TRANSPORT OF THINGS	8,600.00	2,420.00
				23XX-RENT, COMM, UTILITIES	7,391.50	2,791.50
				24XX-PRINT & REPRO	2,779.05	2,234.46
				25XX-OTHER SERVICES	2,795.00	1,125.00
				26XX-SUPPLIES & MATERIALS	74,640.53	47,022.12
				31XX-EQUIPMENT	16,354.02	8,816.91
				<b>3215EM Total</b>		
3216EM	TEXAS	KATRINA	BANK ONE DBA JPMORGAN CHASE BANK	26XX-SUPPLIES & MATERIALS		
			CITIBANK	21XX-TRAVEL OF PEOPLE	15,561.27	15,561.27
			US BANK	22XX-TRANSPORT OF THINGS	10,000.00	1,950.60
				23XX-RENT, COMM, UTILITIES	8,787.50	4,546.11
				24XX-PRINT & REPRO	31,554.44	23,596.04
				25XX-OTHER SERVICES	15,425.96	11,537.29
				26XX-SUPPLIES & MATERIALS	271,829.53	197,038.79
				31XX-EQUIPMENT	113,301.90	90,591.92
<b>3216EM Total</b>					<b>466,460.60</b>	<b>344,822.02</b>
3219EM	OKLAHOMA	KATRINA	US BANK	23XX-RENT, COMM, UTILITIES		
				24XX-PRINT & REPRO	755.65	755.65
				25XX-OTHER SERVICES		
				26XX-SUPPLIES & MATERIALS		
				31XX-EQUIPMENT		
<b>3219EM Total</b>					<b>755.65</b>	<b>755.65</b>
3221EM	WEST VIRGINIA	KATRINA	CITIBANK	21XX-TRAVEL OF PEOPLE	1,331.70	1,331.70
			US BANK	26XX-SUPPLIES & MATERIALS	94.45	94.45
<b>3221EM Total</b>					<b>1,426.15</b>	<b>1,426.15</b>
3223EM	UTAH	KATRINA	CITIBANK	21XX-TRAVEL OF PEOPLE	517.85	435.70
			US BANK	26XX-SUPPLIES & MATERIALS	4,000.00	
<b>3223EM Total</b>					<b>4,517.85</b>	<b>435.70</b>
3224EM	COLORADO	KATRINA	US BANK	26XX-SUPPLIES & MATERIALS	4,000.00	1,729.21
<b>3224EM Total</b>					<b>4,000.00</b>	<b>1,729.21</b>
3225EM	MICHIGAN	KATRINA	US BANK	26XX-SUPPLIES & MATERIALS	2,000.00	711.67
<b>3225EM Total</b>					<b>2,000.00</b>	<b>711.67</b>
3227EM	WASHINGTON	KATRINA	US BANK	26XX-SUPPLIES & MATERIALS	112.64	112.64

PROG CODE	STATE NAME	EVENT NAME	VENDOR ALPHA	PROGRAM NAME	OBLIGATIONS	EXPENDITURES
<b>3227EM Total</b>					<b>112.64</b>	<b>112.64</b>
3229EM	NEW MEXICO	KATRINA	US BANK	23XX-RENT, COMM, UTILITIES	36.64	36.64
				24XX-PRINT & REPRO		
				25XX-OTHER SERVICES	115.74	15.74
				26XX-SUPPLIES & MATERIALS		
				31XX-EQUIPMENT		
<b>3229EM Total</b>					<b>152.38</b>	<b>52.38</b>
3232EM	MISSOURI	KATRINA	US BANK	26XX-SUPPLIES & MATERIALS	5,000.00	4,166.35
<b>3232EM Total</b>					<b>5,000.00</b>	<b>4,166.35</b>
3234EM	SOUTH DAKOTA	KATRINA	CITIBANK	21XX-TRAVEL OF PEOPLE	677.25	
<b>3234EM Total</b>					<b>677.25</b>	
3247EM	NORTH DAKOTA	KATRINA	CITIBANK	21XX-TRAVEL OF PEOPLE	911.85	911.85
<b>3247EM Total</b>					<b>911.85</b>	<b>911.85</b>
3248EM	CALIFORNIA	KATRINA	CITIBANK	21XX-TRAVEL OF PEOPLE	700.00	
<b>3248EM Total</b>					<b>700.00</b>	
3253EM	MONTANA	KATRINA	CITIBANK	21XX-TRAVEL OF PEOPLE	2,161.38	1,440.92
<b>3253EM Total</b>					<b>2,161.38</b>	<b>1,440.92</b>
3261EM	TEXAS	RITA	BANK ONE DBA JPMORGAN CHASE BANK	26XX-SUPPLIES & MATERIALS	1,500.00	1,500.00
			US BANK	23XX-RENT, COMM, UTILITIES	50,000.00	4,733.42
				24XX-PRINT & REPRO	20,000.00	20,000.00
				25XX-OTHER SERVICES	50,000.00	590.39
				26XX-SUPPLIES & MATERIALS	135,500.00	22,851.20
				31XX-EQUIPMENT	90,000.00	38,375.82
<b>3261EM Total</b>					<b>347,000.00</b>	<b>88,050.83</b>
<b>Grand Total</b>					<b>130,875,094.83</b>	<b>80,529,330.33</b>

NAME OF CARD	PURPOSE/USES
BANK ONE DBA JPMORGAN CHASE BANK	Fleetcard for fuel, oil, etc for government vehicles
CITIBANK	Centrally billed travel
US BANK	FEMA Purchase card

\* Does not include Individually Billed Travel (IBT) Credit Cards that are issued to FEMA Travelers

## Agencies Reporting Credit Card Costs and Purchases

**April 11, 2006**

DHS AGENCIES	DATE REPORT RECEIVED	OBLIGATIONS	EXPENDITURES
BTS			
CBP			
FLETC	10/31/2005	180,246.86	156,339.74
IAIP			
ICE	4/11/2006	982,290.01	850,480.22
NCS			
OCFO	10/25/2005	7.88	7.88
OSLGCP			
S&T	1/10/2006	100,000.00	0.00
TSA	11/1/2005	0.00	458,317.69
USCG			
USCIS	11/8/2005	0.00	0.00
USSS	11/22/2005	0.00	0.00
<b>TOTAL</b>		<b>\$ 1,262,544.75</b>	<b>\$ 1,465,145.53</b>

Zeros indicate the agency reported that it had no obligations and/or expenditures as of the date indicated. Blanks indicate the agency did not submit a report.

**Other Federal Agencies Reporting Credit Card  
Costs And Purchases  
April 11, 2006**

OTHER FEDERAL AGENCIES	DATE REPORT RECEIVED	OBLIGATIONS	EXPENDITURES
AID	4/4/2006	0.00	0.00
ARC			
CDC			
CNCS			
COE	4/4/2006	2,525,586.87	4,003,016.57
DHUD	3/24/2006	103,276.00	72,354.00
DOC			
DOD			
DOE			
DOED			
DOI	4/11/2006	9,019,607.00	1,001,747.71
DOL	3/21/2006	394,469.00	367,380.23
DOS	12/7/2005	0.00	0.00
DOT			
EEOC	1/17/2006	0.00	14,394.00
EPA	1/16/2006		999,845.66
FAA			
FCC			
FCSIC			
FMSHRC	11/1/2005	0.00	0.00
GSA	4/7/2006	302,369.20	301,117.50
HHS			
MSPB			
NARA	11/8/2005	5,024.36	481.65
NASA			
NCPC			
NCUA			

OTHER FEDERAL AGENCIES	DATE REPORT RECEIVED	OBLIGATIONS	EXPENDITURES
NGA			
NLRB	12/20/2005	0.00	13,863.60
NOAA			
NRC	1/6/2006	0.00	0.00
NSF	11/4/2005	0.00	0.00
OPM			
OSHA	4/4/2006	2,294.22	2,294.22
RRB	11/7/2005	0.00	0.00
SBA	1/4/2006	0.00	0.00
SEC			
SSA			
TREAS			
TVA	11/10/2005		0.00
USDA	3/10/2006	470,124.04	23,117,160.16
USDJ			
USPC			
USPHS	11/14/2005	0.00	0.00
USPS			
VA	2/1/2006	802,971.76	802,971.76
<b>TOTAL</b>		<b>\$13,625,722.45</b>	<b>\$30,694,332.84</b>

Only Other Federal Agencies reporting data or zeros are included in this report. Zeros indicate the agency reported that it had no obligations and/or expenditures as of the date indicated. Blanks indicate the agency did not submit a report.

**FINANCIAL INFORMATION TOOL**  
**FOR HURRICANE KATRINA, RITA, & WILMA DECLARATIONS ONLY**

**AS OF 04-12-2006**

<b>PROGRAM AREA</b>	<b>ALLOCATIONS</b>	<b>OBLIGATIONS</b>	<b>EXPENDITURES</b>
1-HUMAN SERVICES	14,698,538,867	12,653,811,493	11,110,868,213
2-INFRASTRUCTURE	5,544,499,579	5,450,915,542	2,369,456,754
3-MITIGATION	62,183,616	31,297,358	7,182,247
4-OPERATIONS	5,887,262,294	5,855,003,192	422,210,412
5-ADMINISTRATION	7,360,905,395	6,695,225,316	2,681,160,265
<b>Grand Total</b>	<b>33,553,389,752</b>	<b>30,686,252,901</b>	<b>16,590,877,892</b>

**FINANCIAL INFORMATION TOOL**  
**FOR HURRICANE KATRINA, RITA, & WILMA DECLARATIONS ONLY**

**AS OF 04-12-2006**

PROGRAM AREA	PROGRAM NAME	ALLOCATIONS	OBLIGATIONS	EXPENDITURES
1-HUMAN SERVICES	2503-UNEMPLOYMENT	389,949,804	353,471,233	353,026,505
	2504-CRISIS COUNSELING-NIMH	49,762,226	25,842,532	23,373,294
	2576-LEGAL SERVICES	180,775	84,767	49,267
	2592-INSPECTIONS	287,337,154	252,247,637	187,511,798
	4149-OTHER NEEDS ASSISTANCE	1,918,070,823	1,883,070,823	1,794,555,618
	414X-HOUSING ASSISTANCE	5,174,744,879	5,162,282,508	4,973,494,969
	4152-CRISIS COUNSELING-SCC	38,858,450	33,108,350	14,856,629
	4154-OTHER NEEDS ASSISTANCE	68,880,000	68,880,000	64,683,222
	MANUFACTURED HOUSING	6,770,754,757	4,874,823,643	3,699,316,911
<b>1-HUMAN SERVICES Total</b>		<b>14,698,538,867</b>	<b>12,653,811,493</b>	<b>11,110,868,213</b>
2-INFRASTRUCTURE	2594-INSPECTIONS	355,351,100	337,903,500	103,006,639
	416X-PUBLIC ASSISTANCE	5,189,148,479	5,113,012,042	2,266,450,115
<b>2-INFRASTRUCTURE Total</b>		<b>5,544,499,579</b>	<b>5,450,915,542</b>	<b>2,369,456,754</b>
3-MITIGATION	2593-INSPECTIONS	43,888,695	22,784,915	6,938,741
	4173-HAZARD MITIGATION	18,294,921	8,512,443	243,506
<b>3-MITIGATION Total</b>		<b>62,183,616</b>	<b>31,297,358</b>	<b>7,182,247</b>
4-OPERATIONS	2507-MISSIONS-TA	43,805,756	28,529,056	2,115,451
	2508-MISSIONS-DFA	5,843,456,538	5,826,474,136	420,094,961
<b>4-OPERATIONS Total</b>		<b>5,887,262,294</b>	<b>5,855,003,192</b>	<b>422,210,412</b>
5-ADMINISTRATION	11XX-SALARIES & BENEFITS	370,192,631	362,167,713	362,167,713
	21XX-TRAVEL	256,800,005	236,574,415	201,556,263
	22XX-TRANSPORTION	62,509,111	52,851,951	36,584,178
	23XX-RENT, COMM, UTILITIES	292,278,106	242,693,908	147,678,024
	24XX-PRINT & REPRO	7,579,088	5,516,551	1,684,220
	2501-MISSIONS-FOS	2,872,017,501	2,848,402,076	344,604,255
	25XX-OTHER SERVICES	2,480,239,445	2,019,387,408	1,087,718,362
	26XX-SUPPLIES & MATERIALS	681,918,838	627,385,412	318,958,674
	31XX-EQUIPMENT	221,523,283	189,266,122	153,284,613
	32XX-LAND & STRUCTURES	12,035,691	7,540,270	2,770,064
4101-URBAN SEARCH & RESCUE	103,811,696	103,439,490	24,153,899	
<b>5-ADMINISTRATION Total</b>		<b>7,360,905,395</b>	<b>6,695,225,316</b>	<b>2,681,160,265</b>
<b>Grand Total</b>		<b>33,553,389,752</b>	<b>30,686,252,901</b>	<b>16,590,877,892</b>

**FINANCIAL INFORMATION TOOL**  
**FOR HURRICANE KATRINA, RITA, & WILMA DECLARATIONS ONLY**

**AS OF 04-12-2006**

PROG CODE	STATE NAME	EVENT NAME	DECLARED	ALLOCATIONS	OBLIGATIONS	EXPENDITURES
1602DR	FLORIDA	KATRINA	8/28/2005	190,322,244	180,077,929	78,676,338
1603DR	LOUISIANA	KATRINA	8/29/2005	16,761,504,814	15,211,769,547	8,501,379,961
1604DR	MISSISSIPPI	KATRINA	8/29/2005	8,388,913,663	7,616,903,584	3,706,573,432
1605DR	ALABAMA	KATRINA	8/29/2005	1,684,049,993	1,608,314,775	1,299,781,176
1606DR	TEXAS	RITA	9/24/2005	2,072,178,510	1,864,722,476	1,034,229,220
1607DR	LOUISIANA	RITA	9/24/2005	1,733,991,018	1,633,745,218	779,359,372
1609DR	FLORIDA	WILMA	10/24/2005	1,865,314,772	1,752,015,394	776,848,964
3212EM	LOUISIANA	KATRINA	8/27/2005	8,508,058	8,508,058	667,933
3213EM	MISSISSIPPI	KATRINA	8/28/2005	2,622,585	2,622,585	89,059
3214EM	ALABAMA	KATRINA	8/28/2005	84,454	84,454	52,976
3215EM	ARKANSAS	KATRINA	9/2/2005	50,809,159	47,395,441	39,872,686
3216EM	TEXAS	KATRINA	9/2/2005	507,063,351	500,765,482	310,497,277
3217EM	TENNESSEE	KATRINA	9/5/2005	29,090,380	27,528,812	81,363
3218EM	GEORGIA	KATRINA	9/5/2005	20,992,000	20,026,649	8,412,917
3219EM	OKLAHOMA	KATRINA	9/5/2005	9,677,223	9,078,516	6,279,982
3220EM	FLORIDA	KATRINA	9/5/2005	9,202,272	7,848,091	257,724
3221EM	WEST VIRGINIA	KATRINA	9/5/2005	444,811	421,477	253,898
3222EM	NORTH CAROLINA	KATRINA	9/5/2005	2,002,261	1,970,953	1,205,390
3223EM	UTAH	KATRINA	9/5/2005	1,438,683	1,416,858	865,822
3224EM	COLORADO	KATRINA	9/5/2005	13,167,858	13,145,315	11,571,951
3225EM	MICHIGAN	KATRINA	9/7/2005	1,830,284	1,484,119	408,233
3226EM	DISTRICT OF COLUMBIA	KATRINA	9/7/2005	1,555,241	1,465,828	52,857
3227EM	WASHINGTON	KATRINA	9/7/2005	3,245,191	3,172,081	291,698
3228EM	OREGON	KATRINA	9/7/2005	2,092,300	2,085,339	297,324
3229EM	NEW MEXICO	KATRINA	9/7/2005	2,246,307	912,682	145,094
3230EM	ILLINOIS	KATRINA	9/7/2005	2,682,455	959,246	852,240
3231EM	KENTUCKY	KATRINA	9/10/2005	4,022,000	3,931,328	663,437
3232EM	MISSOURI	KATRINA	9/10/2005	2,840,745	2,496,967	577,876
3233EM	SOUTH CAROLINA	KATRINA	9/10/2005	3,671,915	3,320,685	2,941,620
3234EM	SOUTH DAKOTA	KATRINA	9/10/2005	344,422	321,720	207,162
3235EM	PENNSYLVANIA	KATRINA	9/10/2005	2,824,075	2,598,568	1,003,138
3236EM	KANSAS	KATRINA	9/10/2005	219,498	163,255	130,595
3237EM	ALABAMA	KATRINA	9/10/2005	3,500,000	2,476,502	1,032,969
3238EM	INDIANA	KATRINA	9/10/2005	4,200,856	3,841,632	1,942
3239EM	IOWA	KATRINA	9/10/2005	288,998	228,257	148,921



PROG CODE	STATE NAME	EVENT NAME	DECLARED	ALLOCATIONS	OBLIGATIONS	EXPENDITURES
3240EM	VIRGINIA	KATRINA	9/12/2005	693,010	668,433	271,350
3241EM	ARIZONA	KATRINA	9/12/2005	6,398,730	6,383,694	3,703,346
3242EM	MINNESOTA	KATRINA	9/13/2005	15,074,450	3,499,504	941,509
3243EM	NEVADA	KATRINA	9/13/2005	1,341,200	888,209	639,803
3244EM	IDAHO	KATRINA	9/13/2005	619,837	594,243	107,454
3245EM	NEBRASKA	KATRINA	9/13/2005	266,702	211,402	22,790
3246EM	CONNECTICUT	KATRINA	9/13/2005	1,063,173	409,599	22,287
3247EM	NORTH DAKOTA	KATRINA	9/13/2005	88,387	68,149	20,151
3248EM	CALIFORNIA	KATRINA	9/13/2005	968,320	676,433	560,774
3249EM	WISCONSIN	KATRINA	9/13/2005	3,575,965	3,022,152	154,921
3250EM	OHIO	KATRINA	9/13/2005	2,593,530	2,207,511	1,320,864
3251EM	MARYLAND	KATRINA	9/13/2005	3,106,326	1,051,834	267,516
3252EM	MASSACHUSETTS	KATRINA	9/13/2005	5,505,380	4,604,979	4,254,373
3253EM	MONTANA	KATRINA	9/13/2005	488,952	475,054	144,335
3255EM	RHODE ISLAND	KATRINA	9/19/2005	1,536,916	1,038,191	12,057
3256EM	MAINE	KATRINA	9/19/2005	106,000	53,927	
3257EM	NEW JERSEY	KATRINA	9/19/2005	170,293	152,118	147,482
3258EM	NEW HAMPSHIRE	KATRINA	9/19/2005	106,000	15,887	92
3259EM	FLORIDA	RITA	9/20/2005	10,045,741	9,936,086	4,928,820
3260EM	LOUISIANA	RITA	9/21/2005	275,000	275,000	
3261EM	TEXAS	RITA	9/21/2005	110,999,539	110,809,123	6,649,682
3262EM	NEW YORK	KATRINA	9/30/2005	1,292,564	1,308,667	971,947
3263EM	DELAWARE	KATRINA	9/30/2005	131,341	82,882	23,792
<b>Grand Total</b>				<b>33,553,389,752</b>	<b>30,686,252,901</b>	<b>16,590,877,892</b>

**FINANCIAL INFORMATION TOOL**  
**FOR HURRICANE KATRINA, RITA, & WILMA DECLARATIONS ONLY**  
**AS OF 04-12-2006**

EVENT NAME	STATE NAME	PROG CODE	DECLARED	ALLOCATIONS	OBLIGATIONS	EXPENDITURES
KATRINA	ALABAMA	1605DR	8/29/2005	1,684,049,993	1,608,314,775	1,299,781,176
		3214EM	8/28/2005	84,454	84,454	52,976
		3237EM	9/10/2005	3,500,000	2,476,502	1,032,969
	ARIZONA	3241EM	9/12/2005	6,398,730	6,383,694	3,703,346
	ARKANSAS	3215EM	9/2/2005	50,809,159	47,395,441	39,872,686
	CALIFORNIA	3248EM	9/13/2005	968,320	676,433	560,774
	COLORADO	3224EM	9/5/2005	13,167,858	13,145,315	11,571,951
	CONNECTICUT	3246EM	9/13/2005	1,063,173	409,599	22,287
	DELAWARE	3263EM	9/30/2005	131,341	82,882	23,792
	DISTRICT OF COLUMBIA	3226EM	9/7/2005	1,555,241	1,465,828	52,857
	FLORIDA	1602DR	8/28/2005	190,322,244	180,077,929	78,676,338
		3220EM	9/5/2005	9,202,272	7,848,091	257,724
	GEORGIA	3218EM	9/5/2005	20,992,000	20,026,649	8,412,917
	IDAHO	3244EM	9/13/2005	619,837	594,243	107,454
	ILLINOIS	3230EM	9/7/2005	2,682,455	959,246	852,240
	INDIANA	3238EM	9/10/2005	4,200,856	3,841,632	1,942
	IOWA	3239EM	9/10/2005	288,998	228,257	148,921
	KANSAS	3236EM	9/10/2005	219,498	163,255	130,595
	KENTUCKY	3231EM	9/10/2005	4,022,000	3,931,328	663,437
	LOUISIANA	1603DR	8/29/2005	16,761,504,814	15,211,769,547	8,501,379,961
		3212EM	8/27/2005	8,508,058	8,508,058	667,933
	MAINE	3256EM	9/19/2005	106,000	53,927	
	MARYLAND	3251EM	9/13/2005	3,106,326	1,051,834	267,516
	MASSACHUSETTS	3252EM	9/13/2005	5,505,380	4,604,979	4,254,373
	MICHIGAN	3225EM	9/7/2005	1,830,284	1,484,119	408,233
	MINNESOTA	3242EM	9/13/2005	15,074,450	3,499,504	941,509
	MISSISSIPPI	1604DR	8/29/2005	8,388,913,663	7,616,903,584	3,706,573,432
		3213EM	8/28/2005	2,622,585	2,622,585	89,059
	MISSOURI	3232EM	9/10/2005	2,840,745	2,496,967	577,876
	MONTANA	3253EM	9/13/2005	488,952	475,054	144,335
	NEBRASKA	3245EM	9/13/2005	266,702	211,402	22,790
	NEVADA	3243EM	9/13/2005	1,341,200	888,209	639,803
	NEW HAMPSHIRE	3258EM	9/19/2005	106,000	15,887	92
	NEW JERSEY	3257EM	9/19/2005	170,293	152,118	147,482
	NEW MEXICO	3229EM	9/7/2005	2,246,307	912,682	145,094
	NEW YORK	3262EM	9/30/2005	1,292,564	1,308,667	971,947
	NORTH CAROLINA	3222EM	9/5/2005	2,002,261	1,970,953	1,205,390
	NORTH DAKOTA	3247EM	9/13/2005	88,387	68,149	20,151
	OHIO	3250EM	9/13/2005	2,593,530	2,207,511	1,320,864
	OKLAHOMA	3219EM	9/5/2005	9,677,223	9,078,516	6,279,982
	OREGON	3228EM	9/7/2005	2,092,300	2,085,339	297,324
	PENNSYLVANIA	3235EM	9/10/2005	2,824,075	2,598,568	1,003,138

EVENT NAME	STATE NAME	PROG CODE	DECLARED	ALLOCATIONS	OBLIGATIONS	EXPENDITURES
	RHODE ISLAND	3255EM	9/19/2005	1,536,916	1,038,191	12,057
	SOUTH CAROLINA	3233EM	9/10/2005	3,671,915	3,320,685	2,941,620
	SOUTH DAKOTA	3234EM	9/10/2005	344,422	321,720	207,162
	TENNESSEE	3217EM	9/5/2005	29,090,380	27,528,812	81,363
	TEXAS	3216EM	9/2/2005	507,063,351	500,765,482	310,497,277
	UTAH	3223EM	9/5/2005	1,438,683	1,416,858	865,822
	VIRGINIA	3240EM	9/12/2005	693,010	668,433	271,350
	WASHINGTON	3227EM	9/7/2005	3,245,191	3,172,081	291,698
	WEST VIRGINIA	3221EM	9/5/2005	444,811	421,477	253,898
	WISCONSIN	3249EM	9/13/2005	3,575,965	3,022,152	154,921
<b>KATRINA Total</b>				<b>27,760,585,173</b>	<b>25,314,749,604</b>	<b>13,988,861,834</b>
RITA	FLORIDA	3259EM	9/20/2005	10,045,741	9,936,086	4,928,820
	LOUISIANA	1607DR	9/24/2005	1,733,991,018	1,633,745,218	779,359,372
		3260EM	9/21/2005	275,000	275,000	
	TEXAS	1606DR	9/24/2005	2,072,178,510	1,864,722,476	1,034,229,220
		3261EM	9/21/2005	110,999,539	110,809,123	6,649,682
<b>RITA Total</b>				<b>3,927,489,808</b>	<b>3,619,487,904</b>	<b>1,825,167,094</b>
WILMA	FLORIDA	1609DR	10/24/2005	1,865,314,772	1,752,015,394	776,848,964
<b>WILMA Total</b>				<b>1,865,314,772</b>	<b>1,752,015,394</b>	<b>776,848,964</b>
<b>Grand Total</b>				<b>33,553,389,752</b>	<b>30,686,252,901</b>	<b>16,590,877,892</b>

**FINANCIAL INFORMATION TOOL**  
**FOR HURRICANE KATRINA, RITA, & WILMA DECLARATIONS ONLY**

**AS OF 04-12-2006**

STATE NAME	EVENT NAME	PROG CODE	DECLARED	ALLOCATIONS	OBLIGATIONS	EXPENDITURES
ALABAMA	KATRINA	1605DR	8/29/2005	1,684,049,993	1,608,314,775	1,299,781,176
		3214EM	8/28/2005	84,454	84,454	52,976
		3237EM	9/10/2005	3,500,000	2,476,502	1,032,969
<b>ALABAMA Total</b>				<b>1,687,634,447</b>	<b>1,610,875,731</b>	<b>1,300,867,121</b>
ARIZONA	KATRINA	3241EM	9/12/2005	6,398,730	6,383,694	3,703,346
<b>ARIZONA Total</b>				<b>6,398,730</b>	<b>6,383,694</b>	<b>3,703,346</b>
ARKANSAS	KATRINA	3215EM	9/2/2005	50,809,159	47,395,441	39,872,686
<b>ARKANSAS Total</b>				<b>50,809,159</b>	<b>47,395,441</b>	<b>39,872,686</b>
CALIFORNIA	KATRINA	3248EM	9/13/2005	968,320	676,433	560,774
<b>CALIFORNIA Total</b>				<b>968,320</b>	<b>676,433</b>	<b>560,774</b>
COLORADO	KATRINA	3224EM	9/5/2005	13,167,858	13,145,315	11,571,951
<b>COLORADO Total</b>				<b>13,167,858</b>	<b>13,145,315</b>	<b>11,571,951</b>
CONNECTICUT	KATRINA	3246EM	9/13/2005	1,063,173	409,599	22,287
<b>CONNECTICUT Total</b>				<b>1,063,173</b>	<b>409,599</b>	<b>22,287</b>
DELAWARE	KATRINA	3263EM	9/30/2005	131,341	82,882	23,792
<b>DELAWARE Total</b>				<b>131,341</b>	<b>82,882</b>	<b>23,792</b>
DISTRICT OF COLUMBIA	KATRINA	3226EM	9/7/2005	1,555,241	1,465,828	52,857
<b>DISTRICT OF COLUMBIA Total</b>				<b>1,555,241</b>	<b>1,465,828</b>	<b>52,857</b>
FLORIDA	KATRINA	1602DR	8/28/2005	190,322,244	180,077,929	78,676,338
		3220EM	9/5/2005	9,202,272	7,848,091	257,724
	RITA	3259EM	9/20/2005	10,045,741	9,936,086	4,928,820
	WILMA	1609DR	10/24/2005	1,865,314,772	1,752,015,394	776,848,964
<b>FLORIDA Total</b>				<b>2,074,885,028</b>	<b>1,949,877,500</b>	<b>860,711,845</b>
GEORGIA	KATRINA	3218EM	9/5/2005	20,992,000	20,026,649	8,412,917
<b>GEORGIA Total</b>				<b>20,992,000</b>	<b>20,026,649</b>	<b>8,412,917</b>
IDAHO	KATRINA	3244EM	9/13/2005	619,837	594,243	107,454
<b>IDAHO Total</b>				<b>619,837</b>	<b>594,243</b>	<b>107,454</b>
ILLINOIS	KATRINA	3230EM	9/7/2005	2,682,455	959,246	852,240
<b>ILLINOIS Total</b>				<b>2,682,455</b>	<b>959,246</b>	<b>852,240</b>
INDIANA	KATRINA	3238EM	9/10/2005	4,200,856	3,841,632	1,942
<b>INDIANA Total</b>				<b>4,200,856</b>	<b>3,841,632</b>	<b>1,942</b>
IOWA	KATRINA	3239EM	9/10/2005	288,998	228,257	148,921
<b>IOWA Total</b>				<b>288,998</b>	<b>228,257</b>	<b>148,921</b>
KANSAS	KATRINA	3236EM	9/10/2005	219,498	163,255	130,595
<b>KANSAS Total</b>				<b>219,498</b>	<b>163,255</b>	<b>130,595</b>
KENTUCKY	KATRINA	3231EM	9/10/2005	4,022,000	3,931,328	663,437
<b>KENTUCKY Total</b>				<b>4,022,000</b>	<b>3,931,328</b>	<b>663,437</b>
LOUISIANA	KATRINA	1603DR	8/29/2005	16,761,504,814	15,211,769,547	8,501,379,961
		3212EM	8/27/2005	8,508,058	8,508,058	667,933
	RITA	1607DR	9/24/2005	1,733,991,018	1,633,745,218	779,359,372
		3260EM	9/21/2005	275,000	275,000	

STATE NAME	EVENT NAME	PROG CODE	DECLARED	ALLOCATIONS	OBLIGATIONS	EXPENDITURES
<b>LOUISIANA Total</b>				<b>18,504,278,891</b>	<b>16,854,297,824</b>	<b>9,281,407,266</b>
MAINE	KATRINA	3256EM	9/19/2005	106,000	53,927	
<b>MAINE Total</b>				<b>106,000</b>	<b>53,927</b>	
MARYLAND	KATRINA	3251EM	9/13/2005	3,106,326	1,051,834	267,516
<b>MARYLAND Total</b>				<b>3,106,326</b>	<b>1,051,834</b>	<b>267,516</b>
MASSACHUSETTS	KATRINA	3252EM	9/13/2005	5,505,380	4,604,979	4,254,373
<b>MASSACHUSETTS Total</b>				<b>5,505,380</b>	<b>4,604,979</b>	<b>4,254,373</b>
MICHIGAN	KATRINA	3225EM	9/7/2005	1,830,284	1,484,119	408,233
<b>MICHIGAN Total</b>				<b>1,830,284</b>	<b>1,484,119</b>	<b>408,233</b>
MINNESOTA	KATRINA	3242EM	9/13/2005	15,074,450	3,499,504	941,509
<b>MINNESOTA Total</b>				<b>15,074,450</b>	<b>3,499,504</b>	<b>941,509</b>
MISSISSIPPI	KATRINA	1604DR	8/29/2005	8,388,913,663	7,616,903,584	3,706,573,432
		3213EM	8/28/2005	2,622,585	2,622,585	89,059
<b>MISSISSIPPI Total</b>				<b>8,391,536,248</b>	<b>7,619,526,169</b>	<b>3,706,662,492</b>
MISSOURI	KATRINA	3232EM	9/10/2005	2,840,745	2,496,967	577,876
<b>MISSOURI Total</b>				<b>2,840,745</b>	<b>2,496,967</b>	<b>577,876</b>
MONTANA	KATRINA	3253EM	9/13/2005	488,952	475,054	144,335
<b>MONTANA Total</b>				<b>488,952</b>	<b>475,054</b>	<b>144,335</b>
NEBRASKA	KATRINA	3245EM	9/13/2005	266,702	211,402	22,790
<b>NEBRASKA Total</b>				<b>266,702</b>	<b>211,402</b>	<b>22,790</b>
NEVADA	KATRINA	3243EM	9/13/2005	1,341,200	888,209	639,803
<b>NEVADA Total</b>				<b>1,341,200</b>	<b>888,209</b>	<b>639,803</b>
NEW HAMPSHIRE	KATRINA	3258EM	9/19/2005	106,000	15,887	92
<b>NEW HAMPSHIRE Total</b>				<b>106,000</b>	<b>15,887</b>	<b>92</b>
NEW JERSEY	KATRINA	3257EM	9/19/2005	170,293	152,118	147,482
<b>NEW JERSEY Total</b>				<b>170,293</b>	<b>152,118</b>	<b>147,482</b>
NEW MEXICO	KATRINA	3229EM	9/7/2005	2,246,307	912,682	145,094
<b>NEW MEXICO Total</b>				<b>2,246,307</b>	<b>912,682</b>	<b>145,094</b>
NEW YORK	KATRINA	3262EM	9/30/2005	1,292,564	1,308,667	971,947
<b>NEW YORK Total</b>				<b>1,292,564</b>	<b>1,308,667</b>	<b>971,947</b>
NORTH CAROLINA	KATRINA	3222EM	9/5/2005	2,002,261	1,970,953	1,205,390
<b>NORTH CAROLINA Total</b>				<b>2,002,261</b>	<b>1,970,953</b>	<b>1,205,390</b>
NORTH DAKOTA	KATRINA	3247EM	9/13/2005	88,387	68,149	20,151
<b>NORTH DAKOTA Total</b>				<b>88,387</b>	<b>68,149</b>	<b>20,151</b>
OHIO	KATRINA	3250EM	9/13/2005	2,593,530	2,207,511	1,320,864
<b>OHIO Total</b>				<b>2,593,530</b>	<b>2,207,511</b>	<b>1,320,864</b>
OKLAHOMA	KATRINA	3219EM	9/5/2005	9,677,223	9,078,516	6,279,982
<b>OKLAHOMA Total</b>				<b>9,677,223</b>	<b>9,078,516</b>	<b>6,279,982</b>
OREGON	KATRINA	3228EM	9/7/2005	2,092,300	2,085,339	297,324
<b>OREGON Total</b>				<b>2,092,300</b>	<b>2,085,339</b>	<b>297,324</b>
PENNSYLVANIA	KATRINA	3235EM	9/10/2005	2,824,075	2,598,568	1,003,138
<b>PENNSYLVANIA Total</b>				<b>2,824,075</b>	<b>2,598,568</b>	<b>1,003,138</b>
RHODE ISLAND	KATRINA	3255EM	9/19/2005	1,536,916	1,038,191	12,057
<b>RHODE ISLAND Total</b>				<b>1,536,916</b>	<b>1,038,191</b>	<b>12,057</b>
SOUTH CAROLINA	KATRINA	3233EM	9/10/2005	3,671,915	3,320,685	2,941,620
<b>SOUTH CAROLINA Total</b>				<b>3,671,915</b>	<b>3,320,685</b>	<b>2,941,620</b>
SOUTH DAKOTA	KATRINA	3234EM	9/10/2005	344,422	321,720	207,162

STATE NAME	EVENT NAME	PROG CODE	DECLARED	ALLOCATIONS	OBLIGATIONS	EXPENDITURES
<b>SOUTH DAKOTA Total</b>				<b>344,422</b>	<b>321,720</b>	<b>207,162</b>
TENNESSEE	KATRINA	3217EM	9/5/2005	29,090,380	27,528,812	81,363
<b>TENNESSEE Total</b>				<b>29,090,380</b>	<b>27,528,812</b>	<b>81,363</b>
TEXAS	KATRINA	3216EM	9/2/2005	507,063,351	500,765,482	310,497,277
	RITA	1606DR	9/24/2005	2,072,178,510	1,864,722,476	1,034,229,220
		3261EM	9/21/2005	110,999,539	110,809,123	6,649,682
<b>TEXAS Total</b>				<b>2,690,241,400</b>	<b>2,476,297,082</b>	<b>1,351,376,180</b>
UTAH	KATRINA	3223EM	9/5/2005	1,438,683	1,416,858	865,822
<b>UTAH Total</b>				<b>1,438,683</b>	<b>1,416,858</b>	<b>865,822</b>
VIRGINIA	KATRINA	3240EM	9/12/2005	693,010	668,433	271,350
<b>VIRGINIA Total</b>				<b>693,010</b>	<b>668,433</b>	<b>271,350</b>
WASHINGTON	KATRINA	3227EM	9/7/2005	3,245,191	3,172,081	291,698
<b>WASHINGTON Total</b>				<b>3,245,191</b>	<b>3,172,081</b>	<b>291,698</b>
WEST VIRGINIA	KATRINA	3221EM	9/5/2005	444,811	421,477	253,898
<b>WEST VIRGINIA Total</b>				<b>444,811</b>	<b>421,477</b>	<b>253,898</b>
WISCONSIN	KATRINA	3249EM	9/13/2005	3,575,965	3,022,152	154,921
<b>WISCONSIN Total</b>				<b>3,575,965</b>	<b>3,022,152</b>	<b>154,921</b>
<b>Grand Total</b>				<b>33,553,389,752</b>	<b>30,686,252,901</b>	<b>16,590,877,892</b>

**FINANCIAL INFORMATION TOOL**  
**FOR HURRICANE KATRINA, RITA, & WILMA DECLARATIONS ONLY**

**AS OF 04-12-2006**

PROG CODE	STATE NAME	EVENT NAME	DECLARED	PROGRAM AREA	ALLOCATIONS	OBLIGATIONS	EXPENDITURES
1602DR	FLORIDA	KATRINA	8/28/2005	2-INFRASTRUCTURE 4-OPERATIONS 5-ADMINISTRATION	158,558,474 10,000 31,753,770	153,190,774 10,000 26,877,155	66,938,688  11,737,649
<b>1602DR Total</b>					<b>190,322,244</b>	<b>180,077,929</b>	<b>78,676,338</b>
1603DR	LOUISIANA	KATRINA	8/29/2005	1-HUMAN SERVICES 2-INFRASTRUCTURE 3-MITIGATION 4-OPERATIONS 5-ADMINISTRATION	8,498,742,494 2,279,806,247 22,029,394 2,974,385,001 2,986,541,678	7,334,779,269 2,272,843,291 9,017,699 2,973,776,500 2,621,352,788	6,350,813,853 791,970,158 2,758,260 189,477,559 1,166,360,131
<b>1603DR Total</b>					<b>16,761,504,814</b>	<b>15,211,769,547</b>	<b>8,501,379,961</b>
1604DR	MISSISSIPPI	KATRINA	8/29/2005	1-HUMAN SERVICES 2-INFRASTRUCTURE 3-MITIGATION 4-OPERATIONS 5-ADMINISTRATION	2,974,265,485 1,056,854,730 17,998,947 1,689,292,910 2,650,501,591	2,345,600,614 1,054,018,427 10,923,894 1,660,324,709 2,546,035,940	2,065,579,301 524,145,861 1,619,455 127,471,725 987,757,090
<b>1604DR Total</b>					<b>8,388,913,663</b>	<b>7,616,903,584</b>	<b>3,706,573,432</b>
1605DR	ALABAMA	KATRINA	8/29/2005	1-HUMAN SERVICES 2-INFRASTRUCTURE 3-MITIGATION 4-OPERATIONS 5-ADMINISTRATION	1,204,442,053 100,426,362 2,784,984 181,500,000 194,896,594	1,141,766,184 98,469,347 2,449,984 181,500,000 184,129,261	1,087,732,164 68,123,058 718,306 51,885,103 91,322,545
<b>1605DR Total</b>					<b>1,684,049,993</b>	<b>1,608,314,775</b>	<b>1,299,781,176</b>
1606DR	TEXAS	RITA	9/24/2005	1-HUMAN SERVICES 2-INFRASTRUCTURE 3-MITIGATION 4-OPERATIONS 5-ADMINISTRATION	942,918,522 277,493,900 11,636,464 238,150,000 601,979,624	857,963,187 246,928,624 3,472,497 235,467,600 520,890,568	683,501,374 143,656,448 419,715 251,253 206,400,430
<b>1606DR Total</b>					<b>2,072,178,510</b>	<b>1,864,722,476</b>	<b>1,034,229,220</b>
1607DR	LOUISIANA	RITA	9/24/2005	1-HUMAN SERVICES 2-INFRASTRUCTURE 3-MITIGATION 4-OPERATIONS 5-ADMINISTRATION	588,362,832 202,314,097 6,733,827 521,036,000 415,544,263	539,866,202 201,895,953 4,533,487 521,036,000 366,413,576	528,411,196 56,926,037 1,544,629 51,074,327 141,403,183
<b>1607DR Total</b>					<b>1,733,991,018</b>	<b>1,633,745,218</b>	<b>779,359,372</b>
1609DR	FLORIDA	WILMA	10/24/2005	1-HUMAN SERVICES 2-INFRASTRUCTURE 3-MITIGATION 4-OPERATIONS 5-ADMINISTRATION	489,807,481 810,176,700 1,000,000 234,028,384 330,302,207	433,836,037 798,685,539 899,797 234,028,384 284,565,638	394,830,326 323,464,077 121,881 750,100 57,682,581
<b>1609DR Total</b>					<b>1,865,314,772</b>	<b>1,752,015,394</b>	<b>776,848,964</b>
3212EM	LOUISIANA	KATRINA	8/27/2005	2-INFRASTRUCTURE 4-OPERATIONS 5-ADMINISTRATION	1,500,000 7,008,058	1,500,000 7,008,058	667,933
<b>3212EM Total</b>					<b>8,508,058</b>	<b>8,508,058</b>	<b>667,933</b>
3213EM	MISSISSIPPI	KATRINA	8/28/2005	2-INFRASTRUCTURE 4-OPERATIONS 5-ADMINISTRATION	2,622,585	2,622,585	89,059
<b>3213EM Total</b>					<b>2,622,585</b>	<b>2,622,585</b>	<b>89,059</b>

PROG CODE	STATE NAME	EVENT NAME	DECLARED	PROGRAM AREA	ALLOCATIONS	OBLIGATIONS	EXPENDITURES
3214EM	ALABAMA	KATRINA	8/28/2005	2-INFRASTRUCTURE 4-OPERATIONS 5-ADMINISTRATION	84,454	84,454	52,976
<b>3214EM Total</b>					<b>84,454</b>	<b>84,454</b>	<b>52,976</b>
3215EM	ARKANSAS	KATRINA	9/2/2005	2-INFRASTRUCTURE 4-OPERATIONS 5-ADMINISTRATION	43,083,900 3,500,000 4,225,259	40,215,697 3,500,000 3,679,744	36,850,111 1,300,346 3,022,575
<b>3215EM Total</b>					<b>50,809,159</b>	<b>47,395,441</b>	<b>39,872,686</b>
3216EM	TEXAS	KATRINA	9/2/2005	2-INFRASTRUCTURE 4-OPERATIONS 5-ADMINISTRATION	444,950,699 37,740,000 24,372,652	441,263,226 37,740,000 21,762,256	300,923,337 1,300,346 8,273,594
<b>3216EM Total</b>					<b>507,063,351</b>	<b>500,765,482</b>	<b>310,497,277</b>
3217EM	TENNESSEE	KATRINA	9/5/2005	2-INFRASTRUCTURE 4-OPERATIONS 5-ADMINISTRATION	29,000,000 5,000 85,380	27,438,432 5,000 85,380	81,363
<b>3217EM Total</b>					<b>29,090,380</b>	<b>27,528,812</b>	<b>81,363</b>
3218EM	GEORGIA	KATRINA	9/5/2005	2-INFRASTRUCTURE 5-ADMINISTRATION	20,900,000 92,000	19,934,649 92,000	8,412,150 767
<b>3218EM Total</b>					<b>20,992,000</b>	<b>20,026,649</b>	<b>8,412,917</b>
3219EM	OKLAHOMA	KATRINA	9/5/2005	2-INFRASTRUCTURE 5-ADMINISTRATION	9,500,313 176,910	8,916,643 161,873	6,132,487 147,495
<b>3219EM Total</b>					<b>9,677,223</b>	<b>9,078,516</b>	<b>6,279,982</b>
3220EM	FLORIDA	KATRINA	9/5/2005	2-INFRASTRUCTURE 5-ADMINISTRATION	9,200,000 2,272	7,845,819 2,272	255,452 2,272
<b>3220EM Total</b>					<b>9,202,272</b>	<b>7,848,091</b>	<b>257,724</b>
3221EM	WEST VIRGINIA	KATRINA	9/5/2005	2-INFRASTRUCTURE 5-ADMINISTRATION	321,000 123,811	315,855 105,622	148,276 105,622
<b>3221EM Total</b>					<b>444,811</b>	<b>421,477</b>	<b>253,898</b>
3222EM	NORTH CAROLINA	KATRINA	9/5/2005	2-INFRASTRUCTURE 5-ADMINISTRATION	2,000,000 2,261	1,968,692 2,261	1,205,129 261
<b>3222EM Total</b>					<b>2,002,261</b>	<b>1,970,953</b>	<b>1,205,390</b>
3223EM	UTAH	KATRINA	9/5/2005	2-INFRASTRUCTURE 4-OPERATIONS 5-ADMINISTRATION	1,314,377 5,000 119,306	1,314,376 5,000 97,482	823,457 42,365
<b>3223EM Total</b>					<b>1,438,683</b>	<b>1,416,858</b>	<b>865,822</b>
3224EM	COLORADO	KATRINA	9/5/2005	2-INFRASTRUCTURE 4-OPERATIONS 5-ADMINISTRATION	12,731,220 436,638	12,731,219 414,096	11,177,960 393,991
<b>3224EM Total</b>					<b>13,167,858</b>	<b>13,145,315</b>	<b>11,571,951</b>
3225EM	MICHIGAN	KATRINA	9/7/2005	2-INFRASTRUCTURE 5-ADMINISTRATION	1,325,000 505,284	1,122,604 361,515	167,423 240,810
<b>3225EM Total</b>					<b>1,830,284</b>	<b>1,484,119</b>	<b>408,233</b>
3226EM	DISTRICT OF COLUMBIA	KATRINA	9/7/2005	2-INFRASTRUCTURE 5-ADMINISTRATION	1,454,438 100,803	1,410,771 55,057	52,857
<b>3226EM Total</b>					<b>1,555,241</b>	<b>1,465,828</b>	<b>52,857</b>
3227EM	WASHINGTON	KATRINA	9/7/2005	2-INFRASTRUCTURE 5-ADMINISTRATION	2,868,845 376,346	2,868,841 303,240	291,698
<b>3227EM Total</b>					<b>3,245,191</b>	<b>3,172,081</b>	<b>291,698</b>
3228EM	OREGON	KATRINA	9/7/2005	2-INFRASTRUCTURE 5-ADMINISTRATION	2,047,247 45,053	2,047,243 38,096	266,191 31,133
<b>3228EM Total</b>					<b>2,092,300</b>	<b>2,085,339</b>	<b>297,324</b>
3229EM	NEW MEXICO	KATRINA	9/7/2005	2-INFRASTRUCTURE 5-ADMINISTRATION	2,139,800 106,507	842,550 70,132	79,467 65,627
<b>3229EM Total</b>					<b>2,246,307</b>	<b>912,682</b>	<b>145,094</b>



PROG CODE	STATE NAME	EVENT NAME	DECLARED	PROGRAM AREA	ALLOCATIONS	OBLIGATIONS	EXPENDITURES
3230EM	ILLINOIS	KATRINA	9/7/2005	2-INFRASTRUCTURE 5-ADMINISTRATION	2,418,578 263,877	711,125 248,120	691,290 160,950
<b>3230EM Total</b>					<b>2,682,455</b>	<b>959,246</b>	<b>852,240</b>
3231EM	KENTUCKY	KATRINA	9/10/2005	2-INFRASTRUCTURE 5-ADMINISTRATION	4,000,000 22,000	3,909,328 22,000	655,476 7,961
<b>3231EM Total</b>					<b>4,022,000</b>	<b>3,931,328</b>	<b>663,437</b>
3232EM	MISSOURI	KATRINA	9/10/2005	2-INFRASTRUCTURE 5-ADMINISTRATION	2,005,000 835,745	1,899,250 597,718	577,876
<b>3232EM Total</b>					<b>2,840,745</b>	<b>2,496,967</b>	<b>577,876</b>
3233EM	SOUTH CAROLINA	KATRINA	9/10/2005	2-INFRASTRUCTURE 5-ADMINISTRATION	3,614,915 57,000	3,263,685 57,000	2,901,531 40,089
<b>3233EM Total</b>					<b>3,671,915</b>	<b>3,320,685</b>	<b>2,941,620</b>
3234EM	SOUTH DAKOTA	KATRINA	9/10/2005	2-INFRASTRUCTURE 5-ADMINISTRATION	261,722 82,700	261,676 60,044	201,532 5,630
<b>3234EM Total</b>					<b>344,422</b>	<b>321,720</b>	<b>207,162</b>
3235EM	PENNSYLVANIA	KATRINA	9/10/2005	2-INFRASTRUCTURE 5-ADMINISTRATION	2,569,000 255,075	2,365,685 232,883	782,255 220,883
<b>3235EM Total</b>					<b>2,824,075</b>	<b>2,598,568</b>	<b>1,003,138</b>
3236EM	KANSAS	KATRINA	9/10/2005	2-INFRASTRUCTURE 5-ADMINISTRATION	163,200 56,298	163,069 187	130,408 187
<b>3236EM Total</b>					<b>219,498</b>	<b>163,255</b>	<b>130,595</b>
3237EM	ALABAMA	KATRINA	9/10/2005	2-INFRASTRUCTURE 4-OPERATIONS 5-ADMINISTRATION	2,500,000 1,000,000	1,476,502 1,000,000	1,032,969
<b>3237EM Total</b>					<b>3,500,000</b>	<b>2,476,502</b>	<b>1,032,969</b>
3238EM	INDIANA	KATRINA	9/10/2005	2-INFRASTRUCTURE 5-ADMINISTRATION	4,127,992 72,864	3,789,690 51,942	1,942
<b>3238EM Total</b>					<b>4,200,856</b>	<b>3,841,632</b>	<b>1,942</b>
3239EM	IOWA	KATRINA	9/10/2005	2-INFRASTRUCTURE 5-ADMINISTRATION	222,618 66,380	222,618 5,639	143,282 5,639
<b>3239EM Total</b>					<b>288,998</b>	<b>228,257</b>	<b>148,921</b>
3240EM	VIRGINIA	KATRINA	9/12/2005	2-INFRASTRUCTURE 5-ADMINISTRATION	562,100 130,910	561,809 106,623	164,727 106,623
<b>3240EM Total</b>					<b>693,010</b>	<b>668,433</b>	<b>271,350</b>
3241EM	ARIZONA	KATRINA	9/12/2005	2-INFRASTRUCTURE 5-ADMINISTRATION	4,113,330 2,285,400	4,113,301 2,270,393	3,524,429 178,918
<b>3241EM Total</b>					<b>6,398,730</b>	<b>6,383,694</b>	<b>3,703,346</b>
3242EM	MINNESOTA	KATRINA	9/13/2005	2-INFRASTRUCTURE 5-ADMINISTRATION	15,000,000 74,450	3,449,504 50,000	941,509
<b>3242EM Total</b>					<b>15,074,450</b>	<b>3,499,504</b>	<b>941,509</b>
3243EM	NEVADA	KATRINA	9/13/2005	2-INFRASTRUCTURE 5-ADMINISTRATION	1,000,000 341,200	568,297 319,912	422,109 217,694
<b>3243EM Total</b>					<b>1,341,200</b>	<b>888,209</b>	<b>639,803</b>
3244EM	IDAHO	KATRINA	9/13/2005	2-INFRASTRUCTURE 5-ADMINISTRATION	584,137 35,700	584,134 10,108	97,594 9,860
<b>3244EM Total</b>					<b>619,837</b>	<b>594,243</b>	<b>107,454</b>
3245EM	NEBRASKA	KATRINA	9/13/2005	2-INFRASTRUCTURE 5-ADMINISTRATION	210,100 56,602	210,100 1,302	21,489 1,302
<b>3245EM Total</b>					<b>266,702</b>	<b>211,402</b>	<b>22,790</b>
3246EM	CONNECTICUT	KATRINA	9/13/2005	2-INFRASTRUCTURE 5-ADMINISTRATION	1,000,000 63,173	353,722 55,878	22,287
<b>3246EM Total</b>					<b>1,063,173</b>	<b>409,599</b>	<b>22,287</b>
3247EM	NORTH DAKOTA	KATRINA	9/13/2005	2-INFRASTRUCTURE 5-ADMINISTRATION	88,387	68,149	20,151

PROG CODE	STATE NAME	EVENT NAME	DECLARED	PROGRAM AREA	ALLOCATIONS	OBLIGATIONS	EXPENDITURES
<b>3247EM Total</b>					<b>88,387</b>	<b>68,149</b>	<b>20,151</b>
3248EM	CALIFORNIA	KATRINA	9/13/2005	2-INFRASTRUCTURE	200,000		
				5-ADMINISTRATION	768,320	676,433	560,774
<b>3248EM Total</b>					<b>968,320</b>	<b>676,433</b>	<b>560,774</b>
3249EM	WISCONSIN	KATRINA	9/13/2005	2-INFRASTRUCTURE	3,501,228	2,970,925	153,696
				5-ADMINISTRATION	74,737	51,227	1,225
<b>3249EM Total</b>					<b>3,575,965</b>	<b>3,022,152</b>	<b>154,921</b>
3250EM	OHIO	KATRINA	9/13/2005	2-INFRASTRUCTURE	2,518,180	2,157,511	1,320,864
				5-ADMINISTRATION	75,350	50,000	
<b>3250EM Total</b>					<b>2,593,530</b>	<b>2,207,511</b>	<b>1,320,864</b>
3251EM	MARYLAND	KATRINA	9/13/2005	2-INFRASTRUCTURE	3,000,000	967,297	182,979
				5-ADMINISTRATION	106,326	84,537	84,537
<b>3251EM Total</b>					<b>3,106,326</b>	<b>1,051,834</b>	<b>267,516</b>
3252EM	MASSACHUSETTS	KATRINA	9/13/2005	2-INFRASTRUCTURE	5,250,000	4,374,447	4,055,098
				5-ADMINISTRATION	255,380	230,532	199,275
<b>3252EM Total</b>					<b>5,505,380</b>	<b>4,604,979</b>	<b>4,254,373</b>
3253EM	MONTANA	KATRINA	9/13/2005	2-INFRASTRUCTURE	400,000	397,372	116,353
				5-ADMINISTRATION	88,952	77,682	27,982
<b>3253EM Total</b>					<b>488,952</b>	<b>475,054</b>	<b>144,335</b>
3255EM	RHODE ISLAND	KATRINA	9/19/2005	2-INFRASTRUCTURE	1,500,000	1,008,050	
				5-ADMINISTRATION	36,916	30,141	12,057
<b>3255EM Total</b>					<b>1,536,916</b>	<b>1,038,191</b>	<b>12,057</b>
3256EM	MAINE	KATRINA	9/19/2005	2-INFRASTRUCTURE	100,000	47,927	
				5-ADMINISTRATION	6,000	6,000	
<b>3256EM Total</b>					<b>106,000</b>	<b>53,927</b>	
3257EM	NEW JERSEY	KATRINA	9/19/2005	2-INFRASTRUCTURE	120,026	120,026	116,692
				5-ADMINISTRATION	50,267	32,092	30,790
<b>3257EM Total</b>					<b>170,293</b>	<b>152,118</b>	<b>147,482</b>
3258EM	NEW HAMPSHIRE	KATRINA	9/19/2005	2-INFRASTRUCTURE	100,000	9,887	
				5-ADMINISTRATION	6,000	6,000	92
<b>3258EM Total</b>					<b>106,000</b>	<b>15,887</b>	<b>92</b>
3259EM	FLORIDA	RITA	9/20/2005	2-INFRASTRUCTURE	8,700,000	8,590,346	4,859,560
				4-OPERATIONS	10,000	10,000	
				5-ADMINISTRATION	1,335,741	1,335,741	69,260
<b>3259EM Total</b>					<b>10,045,741</b>	<b>9,936,086</b>	<b>4,928,820</b>
3260EM	LOUISIANA	RITA	9/21/2005	2-INFRASTRUCTURE			
				4-OPERATIONS	100,000	100,000	
				5-ADMINISTRATION	175,000	175,000	
<b>3260EM Total</b>					<b>275,000</b>	<b>275,000</b>	
3261EM	TEXAS	RITA	9/21/2005	2-INFRASTRUCTURE	5,135,000	4,944,585	4,508,601
				4-OPERATIONS	5,000,000	5,000,000	
				5-ADMINISTRATION	100,864,539	100,864,539	2,141,081
<b>3261EM Total</b>					<b>110,999,539</b>	<b>110,809,123</b>	<b>6,649,682</b>
3262EM	NEW YORK	KATRINA	9/30/2005	2-INFRASTRUCTURE	1,072,664	1,072,664	743,196
				5-ADMINISTRATION	219,900	236,003	228,750
<b>3262EM Total</b>					<b>1,292,564</b>	<b>1,308,667</b>	<b>971,947</b>
3263EM	DELAWARE	KATRINA	9/30/2005	2-INFRASTRUCTURE	82,441	82,439	23,349
				5-ADMINISTRATION	48,900	443	443
<b>3263EM Total</b>					<b>131,341</b>	<b>82,882</b>	<b>23,792</b>
<b>Grand Total</b>					<b>33,553,389,752</b>	<b>30,686,252,901</b>	<b>16,590,877,892</b>

**FINANCIAL INFORMATION TOOL  
FOR HURRICANE KATRINA, RITA, & WILMA DECLARATIONS ONLY**

**AS OF 04-12-2006**

PROG CODE	STATE NAME	EVENT NAME	DECLARED	PROGRAM AREA	PROGRAM NAME	ALLOCATIONS	OBLIGATIONS	EXPENDITURES
1602DR	FLORIDA	KATRINA	8/28/2005	2-INFRASTRUCTURE	2594-INSPECTIONS	7,922,400	8,184,400	5,157,893
					416X-PUBLIC ASSISTANCE	150,636,074	145,006,374	61,780,796
				<b>2-INFRASTRUCTURE Total</b>		<b>158,558,474</b>	<b>153,190,774</b>	<b>66,938,688</b>
				4-OPERATIONS	2507-MISSIONS-TA	10,000	10,000	
					2508-MISSIONS-DFA			
				<b>4-OPERATIONS Total</b>		<b>10,000</b>	<b>10,000</b>	
				5-ADMINISTRATION	11XX-SALARIES & BENEFITS	2,533,231	2,266,878	2,266,878
					21XX-TRAVEL	2,087,000	2,077,075	1,700,093
					22XX-TRANSPORTATION	586,000	525,020	34,470
					23XX-RENT, COMM, UTILITIES	1,677,662	1,380,275	1,151,294
					24XX-PRINT & REPRO	20,000	10,500	
					2501-MISSIONS-FOS	18,537,425	14,545,925	6,392,881
					25XX-OTHER SERVICES	5,924,696	5,744,696	122,350
	26XX-SUPPLIES & MATERIALS	236,256	232,217	37,991				
	31XX-EQUIPMENT	151,500	94,570	31,692				
<b>5-ADMINISTRATION Total</b>		<b>31,753,770</b>	<b>26,877,155</b>	<b>11,737,649</b>				
<b>1602DR Total</b>						<b>190,322,244</b>	<b>180,077,929</b>	<b>78,676,338</b>
1603DR	LOUISIANA	KATRINA	8/29/2005	1-HUMAN SERVICES	2503-UNEMPLOYMENT	292,189,802	256,039,802	256,039,802
					2504-CRISIS COUNSELING-NIMH	15,753,102	4,042,584	4,042,584
					2576-LEGAL SERVICES	165,000	30,500	
					2592-INSPECTIONS	95,715,164	86,297,443	62,433,434
					4149-OTHER NEEDS ASSISTANCE	1,219,528,988	1,219,528,988	1,203,477,982
					414X-HOUSING ASSISTANCE	3,051,801,464	3,051,860,080	3,033,543,593
					4152-CRISIS COUNSELING-SCC	20,574,070	17,572,962	6,328,354
					MANUFACTURED HOUSING	3,803,014,904	2,699,406,909	1,784,948,104
				<b>1-HUMAN SERVICES Total</b>		<b>8,498,742,494</b>	<b>7,334,779,269</b>	<b>6,350,813,853</b>
				2-INFRASTRUCTURE	2594-INSPECTIONS	192,758,900	189,803,400	59,075,250
					416X-PUBLIC ASSISTANCE	2,087,047,347	2,083,039,891	732,894,908
				<b>2-INFRASTRUCTURE Total</b>		<b>2,279,806,247</b>	<b>2,272,843,291</b>	<b>791,970,158</b>
				3-MITIGATION	2593-INSPECTIONS	11,233,976	6,549,459	2,758,260
					4173-HAZARD MITIGATION	10,795,418	2,468,240	
				<b>3-MITIGATION Total</b>		<b>22,029,394</b>	<b>9,017,699</b>	<b>2,758,260</b>
				4-OPERATIONS	2507-MISSIONS-TA	9,977,500	10,169,000	253,090
					2508-MISSIONS-DFA	2,964,407,501	2,963,607,500	189,224,469
				<b>4-OPERATIONS Total</b>		<b>2,974,385,001</b>	<b>2,973,776,500</b>	<b>189,477,559</b>
				5-ADMINISTRATION	11XX-SALARIES & BENEFITS	143,161,115	143,144,664	143,144,664
					21XX-TRAVEL	109,103,940	95,408,586	87,266,236
					22XX-TRANSPORTATION	13,364,320	13,072,728	8,192,119
					23XX-RENT, COMM, UTILITIES	198,076,000	168,830,816	108,945,486
					24XX-PRINT & REPRO	3,334,004	1,877,420	142,763
	2501-MISSIONS-FOS	738,744,987	738,568,351	16,853,646				
	25XX-OTHER SERVICES	1,253,854,753	978,206,407	492,361,133				
	26XX-SUPPLIES & MATERIALS	344,235,580	323,910,637	214,790,667				
	31XX-EQUIPMENT	124,137,918	101,835,724	80,125,055				
	32XX-LAND & STRUCTURES	7,933,620	5,902,016	1,535,023				
	4101-URBAN SEARCH & RESCUE	50,595,440	50,595,439	13,003,340				
<b>5-ADMINISTRATION Total</b>		<b>2,986,541,678</b>	<b>2,621,352,788</b>	<b>1,166,360,131</b>				
<b>1603DR Total</b>						<b>16,761,504,814</b>	<b>15,211,769,547</b>	<b>8,501,379,961</b>
1604DR	MISSISSIPPI	KATRINA	8/29/2005	1-HUMAN SERVICES	2503-UNEMPLOYMENT	71,750,056	72,450,000	72,450,000
					2504-CRISIS COUNSELING-NIMH	26,326,206	15,802,292	15,595,656
					2576-LEGAL SERVICES		43,492	43,492
					2592-INSPECTIONS	63,870,340	50,230,691	35,936,065
					4149-OTHER NEEDS ASSISTANCE	386,908,601	386,908,601	321,957,421
					414X-HOUSING ASSISTANCE	831,365,297	826,365,209	810,363,207
					4152-CRISIS COUNSELING-SCC	10,963,443	10,584,111	6,119,666
					MANUFACTURED HOUSING	1,583,081,542	983,216,219	803,113,794
				<b>1-HUMAN SERVICES Total</b>		<b>2,974,265,485</b>	<b>2,345,600,614</b>	<b>2,065,579,301</b>
				2-INFRASTRUCTURE	2594-INSPECTIONS	82,126,900	81,121,700	24,495,361
					416X-PUBLIC ASSISTANCE	974,727,830	972,896,727	499,650,500
				<b>2-INFRASTRUCTURE Total</b>		<b>1,056,854,730</b>	<b>1,054,018,427</b>	<b>524,145,861</b>
				3-MITIGATION	2593-INSPECTIONS	12,624,761	5,549,708	1,375,949

PROG CODE	STATE NAME	EVENT NAME	DECLARED	PROGRAM AREA	PROGRAM NAME	ALLOCATIONS	OBLIGATIONS	EXPENDITURES
					4173-HAZARD MITIGATION	5,374,186	5,374,186	243,506
					<b>3-MITIGATION Total</b>	<b>17,998,947</b>	<b>10,923,894</b>	<b>1,619,455</b>
				4-OPERATIONS	2507-MISSIONS-TA	29,013,256	13,545,056	1,666,181
					2508-MISSIONS-DFA	1,660,279,654	1,646,779,653	125,805,544
					<b>4-OPERATIONS Total</b>	<b>1,689,292,910</b>	<b>1,660,324,709</b>	<b>127,471,725</b>
				5-ADMINISTRATION	11XX-SALARIES & BENEFITS	118,446,691	117,063,043	117,063,043
					21XX-TRAVEL	76,244,846	71,179,293	53,083,729
					22XX-TRANSPORTION	29,400,851	26,844,175	25,888,841
					23XX-RENT, COMM, UTILITIES	54,790,651	42,153,610	20,145,567
					24XX-PRINT & REPRO	2,270,701	2,141,723	1,036,828
					2501-MISSIONS-FOS	1,471,126,606	1,467,745,045	296,852,901
					25XX-OTHER SERVICES	603,463,339	542,024,527	333,706,085
					26XX-SUPPLIES & MATERIALS	189,285,527	176,420,536	68,647,110
					31XX-EQUIPMENT	78,944,502	74,294,996	64,391,261
					32XX-LAND & STRUCTURES	1,927,846	1,568,961	1,216,749
					4101-URBAN SEARCH & RESCUE	24,600,030	24,600,030	5,724,976
					<b>5-ADMINISTRATION Total</b>	<b>2,650,501,591</b>	<b>2,546,035,940</b>	<b>987,757,090</b>
<b>1604DR Total</b>						<b>8,388,913,663</b>	<b>7,616,903,584</b>	<b>3,706,573,432</b>
1605DR	ALABAMA	KATRINA	8/29/2005	1-HUMAN SERVICES	2503-UNEMPLOYMENT	1,948,400	1,372,364	927,636
					2504-CRISIS COUNSELING-NIMH	4,436,110	1,203,860	488,246
					2576-LEGAL SERVICES	5,775	5,775	5,775
					2592-INSPECTIONS	20,123,500	8,123,500	6,975,723
					4149-OTHER NEEDS ASSISTANCE	31,483,233	31,483,233	28,936,175
					414X-HOUSING ASSISTANCE	89,461,550	88,961,550	87,837,806
					4152-CRISIS COUNSELING-SCC	3,135,574	3,135,574	1,243,648
					MANUFACTURED HOUSING	1,053,847,911	1,007,480,328	961,317,154
					<b>1-HUMAN SERVICES Total</b>	<b>1,204,442,053</b>	<b>1,141,766,184</b>	<b>1,087,732,164</b>
				2-INFRASTRUCTURE	2594-INSPECTIONS	1,449,000	1,448,600	586,893
					416X-PUBLIC ASSISTANCE	98,977,362	97,020,747	67,536,166
					<b>2-INFRASTRUCTURE Total</b>	<b>100,426,362</b>	<b>98,469,347</b>	<b>68,123,058</b>
				3-MITIGATION	2593-INSPECTIONS	2,784,984	2,449,984	718,306
					<b>3-MITIGATION Total</b>	<b>2,784,984</b>	<b>2,449,984</b>	<b>718,306</b>
				4-OPERATIONS	2507-MISSIONS-TA	3,000,000	3,000,000	114,778
					2508-MISSIONS-DFA	178,500,000	178,500,000	51,770,324
					<b>4-OPERATIONS Total</b>	<b>181,500,000</b>	<b>181,500,000</b>	<b>51,885,103</b>
				5-ADMINISTRATION	11XX-SALARIES & BENEFITS	18,331,305	16,811,203	16,811,203
					21XX-TRAVEL	17,985,052	17,945,751	14,613,817
					22XX-TRANSPORTION	2,414,000	1,106,100	114,178
					23XX-RENT, COMM, UTILITIES	7,659,755	7,193,609	3,988,103
					24XX-PRINT & REPRO	386,892	297,827	104,522
					2501-MISSIONS-FOS	82,026,850	82,026,122	10,941,612
					25XX-OTHER SERVICES	57,470,324	50,978,383	39,852,043
					26XX-SUPPLIES & MATERIALS	5,250,540	4,607,352	2,331,946
					31XX-EQUIPMENT	3,371,876	3,162,914	2,565,121
					<b>5-ADMINISTRATION Total</b>	<b>194,896,594</b>	<b>184,129,261</b>	<b>91,322,545</b>
<b>1605DR Total</b>						<b>1,684,049,993</b>	<b>1,608,314,775</b>	<b>1,299,781,176</b>
1606DR	TEXAS	RITA	9/24/2005	1-HUMAN SERVICES	2503-UNEMPLOYMENT	6,982,008	6,529,529	6,529,529
					2504-CRISIS COUNSELING-NIMH		1,546,988	
					2576-LEGAL SERVICES	5,000		
					2592-INSPECTIONS	37,694,000	37,661,997	25,744,955
					4149-OTHER NEEDS ASSISTANCE			(500)
					414X-HOUSING ASSISTANCE	636,014,899	636,014,000	500,068,265
					4152-CRISIS COUNSELING-SCC	1,557,215	650,742	
					4154-OTHER NEEDS ASSISTANCE	68,880,000	68,880,000	64,683,222
					MANUFACTURED HOUSING	191,785,400	106,679,931	86,475,902
					<b>1-HUMAN SERVICES Total</b>	<b>942,918,522</b>	<b>857,963,187</b>	<b>683,501,374</b>
				2-INFRASTRUCTURE	2594-INSPECTIONS	14,543,900	11,930,400	4,087,458
					416X-PUBLIC ASSISTANCE	262,950,000	234,998,224	139,568,990
					<b>2-INFRASTRUCTURE Total</b>	<b>277,493,900</b>	<b>246,928,624</b>	<b>143,656,448</b>
				3-MITIGATION	2593-INSPECTIONS	11,399,991	3,236,024	419,715
					4173-HAZARD MITIGATION	236,473	236,473	
					<b>3-MITIGATION Total</b>	<b>11,636,464</b>	<b>3,472,497</b>	<b>419,715</b>
				4-OPERATIONS	2507-MISSIONS-TA	100,000	100,000	7,204
					2508-MISSIONS-DFA	238,050,000	235,367,600	244,049
					<b>4-OPERATIONS Total</b>	<b>238,150,000</b>	<b>235,467,600</b>	<b>251,253</b>
				5-ADMINISTRATION	11XX-SALARIES & BENEFITS	36,568,356	34,957,031	34,957,031

PROG CODE	STATE NAME	EVENT NAME	DECLARED	PROGRAM AREA	PROGRAM NAME	ALLOCATIONS	OBLIGATIONS	EXPENDITURES
					21XX-TRAVEL	26,939,250	26,700,618	24,429,609
					22XX-TRANSPORTION	2,549,000	420,000	95,226
					23XX-RENT, COMM, UTILITIES	12,502,975	9,542,427	4,887,726
					24XX-PRINT & REPRO	573,000	377,676	160,866
					2501-MISSIONS-FOS	252,489,000	251,439,000	4,339,567
					25XX-OTHER SERVICES	235,799,400	166,583,062	127,883,973
					26XX-SUPPLIES & MATERIALS	8,488,417	6,627,948	1,680,457
					31XX-EQUIPMENT	6,876,000	5,048,581	4,072,125
					4101-URBAN SEARCH & RESCUE	19,194,226	19,194,226	3,893,850
				<b>5-ADMINISTRATION Total</b>		<b>601,979,624</b>	<b>520,890,568</b>	<b>206,400,430</b>
<b>1606DR Total</b>						<b>2,072,178,510</b>	<b>1,864,722,476</b>	<b>1,034,229,220</b>
1607DR	LOUISIANA	RITA	9/24/2005	1-HUMAN SERVICES	2503-UNEMPLOYMENT	11,309,413	11,309,413	11,309,413
					2592-INSPECTIONS	27,504,750	27,504,750	20,083,760
					4149-OTHER NEEDS ASSISTANCE	97,150,000	97,150,000	95,843,658
					414X-HOUSING ASSISTANCE	402,386,669	402,386,669	399,905,245
					MANUFACTURED HOUSING	50,012,000	1,515,370	1,269,120
				<b>1-HUMAN SERVICES Total</b>		<b>588,362,832</b>	<b>539,866,202</b>	<b>528,411,196</b>
				2-INFRASTRUCTURE	2594-INSPECTIONS	3,852,000	3,852,000	241,140
					416X-PUBLIC ASSISTANCE	198,462,097	198,043,953	56,684,897
				<b>2-INFRASTRUCTURE Total</b>		<b>202,314,097</b>	<b>201,895,953</b>	<b>56,926,037</b>
				3-MITIGATION	2593-INSPECTIONS	4,844,983	4,099,943	1,544,629
					4173-HAZARD MITIGATION	1,888,844	433,544	
				<b>3-MITIGATION Total</b>		<b>6,733,827</b>	<b>4,533,487</b>	<b>1,544,629</b>
				4-OPERATIONS	2507-MISSIONS-TA	1,000,000	1,000,000	57,353
					2508-MISSIONS-DFA	520,036,000	520,036,000	51,016,975
				<b>4-OPERATIONS Total</b>		<b>521,036,000</b>	<b>521,036,000</b>	<b>51,074,327</b>
				5-ADMINISTRATION	11XX-SALARIES & BENEFITS	10,769,421	10,737,372	10,737,372
					21XX-TRAVEL	3,177,800	2,977,317	2,876,951
					22XX-TRANSPORTION	1,212,000	202,000	127,094
					23XX-RENT, COMM, UTILITIES	8,544,350	7,152,777	4,169,195
					24XX-PRINT & REPRO	550,000	463,910	78,702
					2501-MISSIONS-FOS	39,447,685	39,447,685	2,360,353
					25XX-OTHER SERVICES	301,850,237	261,215,113	91,064,561
					26XX-SUPPLIES & MATERIALS	41,000,770	39,077,766	28,920,605
					31XX-EQUIPMENT	3,686,000	2,053,637	65,148
					32XX-LAND & STRUCTURES	2,100,000		
					4101-URBAN SEARCH & RESCUE	3,206,000	3,086,000	1,003,203
				<b>5-ADMINISTRATION Total</b>		<b>415,544,263</b>	<b>366,413,576</b>	<b>141,403,183</b>
<b>1607DR Total</b>						<b>1,733,991,018</b>	<b>1,633,745,218</b>	<b>779,359,372</b>
1609DR	FLORIDA	WILMA	10/24/2005	1-HUMAN SERVICES	2503-UNEMPLOYMENT	5,770,125	5,770,125	5,770,125
					2504-CRISIS COUNSELING-NIMH	3,246,808	3,246,808	3,246,808
					2576-LEGAL SERVICES	5,000	5,000	
					2592-INSPECTIONS	42,429,400	42,429,256	36,337,861
					4149-OTHER NEEDS ASSISTANCE	183,000,000	148,000,000	144,340,880
					414X-HOUSING ASSISTANCE	163,715,000	156,695,000	141,776,853
					4152-CRISIS COUNSELING-SCC	2,628,148	1,164,961	1,164,961
					MANUFACTURED HOUSING	89,013,000	76,524,886	62,192,837
				<b>1-HUMAN SERVICES Total</b>		<b>489,807,481</b>	<b>433,836,037</b>	<b>394,830,326</b>
				2-INFRASTRUCTURE	2594-INSPECTIONS	44,126,700	35,295,300	6,384,559
					416X-PUBLIC ASSISTANCE	766,050,000	763,390,239	317,079,518
				<b>2-INFRASTRUCTURE Total</b>		<b>810,176,700</b>	<b>798,685,539</b>	<b>323,464,077</b>
				3-MITIGATION	2593-INSPECTIONS	1,000,000	899,797	121,881
				<b>3-MITIGATION Total</b>		<b>1,000,000</b>	<b>899,797</b>	<b>121,881</b>
				4-OPERATIONS	2507-MISSIONS-TA	700,000	700,000	16,845
					2508-MISSIONS-DFA	233,328,384	233,328,384	733,254
				<b>4-OPERATIONS Total</b>		<b>234,028,384</b>	<b>234,028,384</b>	<b>750,100</b>
				5-ADMINISTRATION	11XX-SALARIES & BENEFITS	32,973,330	30,829,459	30,829,459
					21XX-TRAVEL	13,059,700	12,745,482	11,646,448
					22XX-TRANSPORTION	12,725,440	10,625,440	2,106,497
					23XX-RENT, COMM, UTILITIES	5,871,000	3,462,760	2,357,505
					24XX-PRINT & REPRO	323,500	286,870	113,916
					2501-MISSIONS-FOS	147,029,012	132,129,012	6,639,012
					25XX-OTHER SERVICES	18,250,000	12,931,729	1,976,520
					26XX-SUPPLIES & MATERIALS	91,470,000	74,674,400	1,101,295
					31XX-EQUIPMENT	2,310,000	847,399	365,107
					32XX-LAND & STRUCTURES	74,225	69,293	18,292

PROG CODE	STATE NAME	EVENT NAME	DECLARED	PROGRAM AREA	PROGRAM NAME	ALLOCATIONS	OBLIGATIONS	EXPENDITURES
					4101-URBAN SEARCH & RESCUE	6,216,000	5,963,794	528,529
				<b>5-ADMINISTRATION Total</b>		<b>330,302,207</b>	<b>284,565,638</b>	<b>57,682,581</b>
<b>1609DR Total</b>						<b>1,865,314,772</b>	<b>1,752,015,394</b>	<b>776,848,964</b>
3212EM	LOUISIANA	KATRINA	8/27/2005	2-INFRASTRUCTURE	416X-PUBLIC ASSISTANCE			
				<b>2-INFRASTRUCTURE Total</b>				
				4-OPERATIONS	2508-MISSIONS-DFA	1,500,000	1,500,000	
				<b>4-OPERATIONS Total</b>		<b>1,500,000</b>	<b>1,500,000</b>	
				5-ADMINISTRATION	11XX-SALARIES & BENEFITS	1,922	1,922	1,922
					21XX-TRAVEL	5,559	5,559	5,559
					22XX-TRANSPORTION			
					23XX-RENT, COMM, UTILITIES	588,577	588,577	538,577
					24XX-PRINT & REPRO			
					2501-MISSIONS-FOS	6,370,000	6,370,000	80,590
					25XX-OTHER SERVICES	40,000	40,000	40,000
					26XX-SUPPLIES & MATERIALS	2,000	2,000	1,284
					31XX-EQUIPMENT			
				<b>5-ADMINISTRATION Total</b>		<b>7,008,058</b>	<b>7,008,058</b>	<b>667,933</b>
<b>3212EM Total</b>						<b>8,508,058</b>	<b>8,508,058</b>	<b>667,933</b>
3213EM	MISSISSIPPI	KATRINA	8/28/2005	2-INFRASTRUCTURE	416X-PUBLIC ASSISTANCE			
				<b>2-INFRASTRUCTURE Total</b>				
				4-OPERATIONS	2507-MISSIONS-TA			
					2508-MISSIONS-DFA			
				<b>4-OPERATIONS Total</b>				
				5-ADMINISTRATION	11XX-SALARIES & BENEFITS	288	288	288
					21XX-TRAVEL			
					22XX-TRANSPORTION			
					23XX-RENT, COMM, UTILITIES			
					24XX-PRINT & REPRO			
					2501-MISSIONS-FOS	2,612,457	2,612,457	88,771
					25XX-OTHER SERVICES	9,840	9,840	
					26XX-SUPPLIES & MATERIALS			
				<b>5-ADMINISTRATION Total</b>		<b>2,622,585</b>	<b>2,622,585</b>	<b>89,059</b>
<b>3213EM Total</b>						<b>2,622,585</b>	<b>2,622,585</b>	<b>89,059</b>
3214EM	ALABAMA	KATRINA	8/28/2005	2-INFRASTRUCTURE	416X-PUBLIC ASSISTANCE			
				<b>2-INFRASTRUCTURE Total</b>				
				4-OPERATIONS	2507-MISSIONS-TA			
					2508-MISSIONS-DFA			
				<b>4-OPERATIONS Total</b>				
				5-ADMINISTRATION	11XX-SALARIES & BENEFITS			
					21XX-TRAVEL			
					22XX-TRANSPORTION			
					23XX-RENT, COMM, UTILITIES	30,000	30,000	30,000
					24XX-PRINT & REPRO			
					2501-MISSIONS-FOS	31,478	31,478	
					26XX-SUPPLIES & MATERIALS			
					31XX-EQUIPMENT	22,976	22,976	22,976
				<b>5-ADMINISTRATION Total</b>		<b>84,454</b>	<b>84,454</b>	<b>52,976</b>
<b>3214EM Total</b>						<b>84,454</b>	<b>84,454</b>	<b>52,976</b>
3215EM	ARKANSAS	KATRINA	9/2/2005	2-INFRASTRUCTURE	2594-INSPECTIONS	1,583,900	1,583,900	883,086
					416X-PUBLIC ASSISTANCE	41,500,000	38,631,797	35,967,025
				<b>2-INFRASTRUCTURE Total</b>		<b>43,083,900</b>	<b>40,215,697</b>	<b>36,850,111</b>
				4-OPERATIONS	2508-MISSIONS-DFA	3,500,000	3,500,000	
				<b>4-OPERATIONS Total</b>		<b>3,500,000</b>	<b>3,500,000</b>	
				5-ADMINISTRATION	11XX-SALARIES & BENEFITS	1,545,653	1,316,309	1,316,309
					21XX-TRAVEL	1,500,082	1,497,531	1,385,207
					22XX-TRANSPORTION	16,100	15,125	7,053
					23XX-RENT, COMM, UTILITIES	391,644	248,035	223,500
					24XX-PRINT & REPRO	6,000	2,779	2,234
					2501-MISSIONS-FOS	580,000	465,000	7,452
					25XX-OTHER SERVICES	7,500	2,795	1,125
					26XX-SUPPLIES & MATERIALS	123,580	79,815	47,196
					31XX-EQUIPMENT	54,700	52,354	32,497
					32XX-LAND & STRUCTURES			
				<b>5-ADMINISTRATION Total</b>		<b>4,225,259</b>	<b>3,679,744</b>	<b>3,022,575</b>
<b>3215EM Total</b>						<b>50,809,159</b>	<b>47,395,441</b>	<b>39,872,686</b>
3216EM	TEXAS	KATRINA	9/2/2005	2-INFRASTRUCTURE	2594-INSPECTIONS	6,508,500	4,204,900	1,963,099

PROG CODE	STATE NAME	EVENT NAME	DECLARED	PROGRAM AREA	PROGRAM NAME	ALLOCATIONS	OBLIGATIONS	EXPENDITURES
					416X-PUBLIC ASSISTANCE	438,442,199	437,058,326	298,960,238
				<b>2-INFRASTRUCTURE Total</b>		<b>444,950,699</b>	<b>441,263,226</b>	<b>300,923,337</b>
				4-OPERATIONS	2508-MISSIONS-DFA	37,740,000	37,740,000	1,300,346
				<b>4-OPERATIONS Total</b>		<b>37,740,000</b>	<b>37,740,000</b>	<b>1,300,346</b>
				5-ADMINISTRATION	11XX-SALARIES & BENEFITS	2,634,491	2,509,875	2,509,875
					21XX-TRAVEL	3,211,405	3,092,405	2,830,623
					22XX-TRANSPORTION	234,000	38,446	17,207
					23XX-RENT, COMM, UTILITIES	2,095,492	2,061,022	1,236,338
					24XX-PRINT & REPRO	91,491	37,054	23,596
					2501-MISSIONS-FOS	11,905,000	11,905,000	7,872
					25XX-OTHER SERVICES	2,402,386	483,886	236,756
					26XX-SUPPLIES & MATERIALS	1,195,559	1,145,579	995,516
					31XX-EQUIPMENT	602,827	488,989	415,811
				<b>5-ADMINISTRATION Total</b>		<b>24,372,652</b>	<b>21,762,256</b>	<b>8,273,594</b>
<b>3216EM Total</b>						<b>507,063,351</b>	<b>500,765,482</b>	<b>310,497,277</b>
3217EM	TENNESSEE	KATRINA	9/5/2005	2-INFRASTRUCTURE	416X-PUBLIC ASSISTANCE	29,000,000	27,438,432	
				<b>2-INFRASTRUCTURE Total</b>		<b>29,000,000</b>	<b>27,438,432</b>	
				4-OPERATIONS	2507-MISSIONS-TA	5,000	5,000	
				<b>4-OPERATIONS Total</b>		<b>5,000</b>	<b>5,000</b>	
				5-ADMINISTRATION	11XX-SALARIES & BENEFITS	13,380	13,380	13,380
					21XX-TRAVEL	70,000	70,000	67,983
					22XX-TRANSPORTION			
					23XX-RENT, COMM, UTILITIES			
					24XX-PRINT & REPRO			
					2501-MISSIONS-FOS	2,000	2,000	
					26XX-SUPPLIES & MATERIALS			
				<b>5-ADMINISTRATION Total</b>		<b>85,380</b>	<b>85,380</b>	<b>81,363</b>
<b>3217EM Total</b>						<b>29,090,380</b>	<b>27,528,812</b>	<b>81,363</b>
3218EM	GEORGIA	KATRINA	9/5/2005	2-INFRASTRUCTURE	416X-PUBLIC ASSISTANCE	20,900,000	19,934,649	8,412,150
				<b>2-INFRASTRUCTURE Total</b>		<b>20,900,000</b>	<b>19,934,649</b>	<b>8,412,150</b>
				5-ADMINISTRATION	11XX-SALARIES & BENEFITS			
					21XX-TRAVEL	40,000	40,000	767
					22XX-TRANSPORTION			
					23XX-RENT, COMM, UTILITIES			
					24XX-PRINT & REPRO			
					2501-MISSIONS-FOS	52,000	52,000	
					26XX-SUPPLIES & MATERIALS			
				<b>5-ADMINISTRATION Total</b>		<b>92,000</b>	<b>92,000</b>	<b>767</b>
<b>3218EM Total</b>						<b>20,992,000</b>	<b>20,026,649</b>	<b>8,412,917</b>
3219EM	OKLAHOMA	KATRINA	9/5/2005	2-INFRASTRUCTURE	416X-PUBLIC ASSISTANCE	9,500,313	8,916,643	6,132,487
				<b>2-INFRASTRUCTURE Total</b>		<b>9,500,313</b>	<b>8,916,643</b>	<b>6,132,487</b>
				5-ADMINISTRATION	11XX-SALARIES & BENEFITS	85,951	72,604	72,604
					21XX-TRAVEL	88,459	88,459	74,081
					22XX-TRANSPORTION	500		
					23XX-RENT, COMM, UTILITIES			
					24XX-PRINT & REPRO	1,000	756	756
					25XX-OTHER SERVICES			
					26XX-SUPPLIES & MATERIALS	1,000	54	54
					31XX-EQUIPMENT			
				<b>5-ADMINISTRATION Total</b>		<b>176,910</b>	<b>161,873</b>	<b>147,495</b>
<b>3219EM Total</b>						<b>9,677,223</b>	<b>9,078,516</b>	<b>6,279,982</b>
3220EM	FLORIDA	KATRINA	9/5/2005	2-INFRASTRUCTURE	416X-PUBLIC ASSISTANCE	9,200,000	7,845,819	255,452
				<b>2-INFRASTRUCTURE Total</b>		<b>9,200,000</b>	<b>7,845,819</b>	<b>255,452</b>
				5-ADMINISTRATION	11XX-SALARIES & BENEFITS	2,272	2,272	2,272
					21XX-TRAVEL			
					22XX-TRANSPORTION			
					23XX-RENT, COMM, UTILITIES			
					24XX-PRINT & REPRO			
					2501-MISSIONS-FOS			
					26XX-SUPPLIES & MATERIALS			
				<b>5-ADMINISTRATION Total</b>		<b>2,272</b>	<b>2,272</b>	<b>2,272</b>
<b>3220EM Total</b>						<b>9,202,272</b>	<b>7,848,091</b>	<b>257,724</b>
3221EM	WEST VIRGINIA	KATRINA	9/5/2005	2-INFRASTRUCTURE	416X-PUBLIC ASSISTANCE	321,000	315,855	148,276
				<b>2-INFRASTRUCTURE Total</b>		<b>321,000</b>	<b>315,855</b>	<b>148,276</b>
				5-ADMINISTRATION	11XX-SALARIES & BENEFITS	87,195	77,226	77,226
					21XX-TRAVEL	36,522	28,302	28,302

PROG CODE	STATE NAME	EVENT NAME	DECLARED	PROGRAM AREA	PROGRAM NAME	ALLOCATIONS	OBLIGATIONS	EXPENDITURES
					22XX-TRANSPORTION 23XX-RENT, COMM, UTILITIES 24XX-PRINT & REPRO 26XX-SUPPLIES & MATERIALS			
						94	94	94
					<b>5-ADMINISTRATION Total</b>	<b>123,811</b>	<b>105,622</b>	<b>105,622</b>
<b>3221EM Total</b>						<b>444,811</b>	<b>421,477</b>	<b>253,898</b>
3222EM	NORTH CAROLINA	KATRINA	9/5/2005	2-INFRASTRUCTURE	416X-PUBLIC ASSISTANCE	2,000,000	1,968,692	1,205,129
					<b>2-INFRASTRUCTURE Total</b>	<b>2,000,000</b>	<b>1,968,692</b>	<b>1,205,129</b>
				5-ADMINISTRATION	11XX-SALARIES & BENEFITS 21XX-TRAVEL 22XX-TRANSPORTION 23XX-RENT, COMM, UTILITIES 24XX-PRINT & REPRO 2501-MISSIONS-FOS 26XX-SUPPLIES & MATERIALS	261	261	261
						2,000	2,000	
					<b>5-ADMINISTRATION Total</b>	<b>2,261</b>	<b>2,261</b>	<b>261</b>
<b>3222EM Total</b>						<b>2,002,261</b>	<b>1,970,953</b>	<b>1,205,390</b>
3223EM	UTAH	KATRINA	9/5/2005	2-INFRASTRUCTURE	416X-PUBLIC ASSISTANCE	1,314,377	1,314,376	823,457
					<b>2-INFRASTRUCTURE Total</b>	<b>1,314,377</b>	<b>1,314,376</b>	<b>823,457</b>
				4-OPERATIONS	2508-MISSIONS-DFA	5,000	5,000	
					<b>4-OPERATIONS Total</b>	<b>5,000</b>	<b>5,000</b>	
				5-ADMINISTRATION	11XX-SALARIES & BENEFITS 21XX-TRAVEL 22XX-TRANSPORTION 23XX-RENT, COMM, UTILITIES 24XX-PRINT & REPRO 26XX-SUPPLIES & MATERIALS	35,606 76,700	17,728 75,754	17,728 24,637
						7,000	4,000	
					<b>5-ADMINISTRATION Total</b>	<b>119,306</b>	<b>97,482</b>	<b>42,365</b>
<b>3223EM Total</b>						<b>1,438,683</b>	<b>1,416,858</b>	<b>865,822</b>
3224EM	COLORADO	KATRINA	9/5/2005	2-INFRASTRUCTURE	416X-PUBLIC ASSISTANCE	12,731,220	12,731,219	11,177,960
					<b>2-INFRASTRUCTURE Total</b>	<b>12,731,220</b>	<b>12,731,219</b>	<b>11,177,960</b>
				4-OPERATIONS	2508-MISSIONS-DFA			
					<b>4-OPERATIONS Total</b>			
				5-ADMINISTRATION	11XX-SALARIES & BENEFITS 21XX-TRAVEL 22XX-TRANSPORTION 23XX-RENT, COMM, UTILITIES 24XX-PRINT & REPRO 2501-MISSIONS-FOS 26XX-SUPPLIES & MATERIALS	319,847 109,291 500	300,789 109,291 16	300,789 91,473
						7,000	4,000	1,729
					<b>5-ADMINISTRATION Total</b>	<b>436,638</b>	<b>414,096</b>	<b>393,991</b>
<b>3224EM Total</b>						<b>13,167,858</b>	<b>13,145,315</b>	<b>11,571,951</b>
3225EM	MICHIGAN	KATRINA	9/7/2005	2-INFRASTRUCTURE	416X-PUBLIC ASSISTANCE	1,325,000	1,122,604	167,423
					<b>2-INFRASTRUCTURE Total</b>	<b>1,325,000</b>	<b>1,122,604</b>	<b>167,423</b>
				5-ADMINISTRATION	11XX-SALARIES & BENEFITS 21XX-TRAVEL 22XX-TRANSPORTION 23XX-RENT, COMM, UTILITIES 24XX-PRINT & REPRO 26XX-SUPPLIES & MATERIALS 31XX-EQUIPMENT	265,784 235,500 1,000	144,015 215,000 500	144,015 95,590 493
						2,000 1,000	2,000	712
					<b>5-ADMINISTRATION Total</b>	<b>505,284</b>	<b>361,515</b>	<b>240,810</b>
<b>3225EM Total</b>						<b>1,830,284</b>	<b>1,484,119</b>	<b>408,233</b>
3226EM	DISTRICT OF COLUMBIA	KATRINA	9/7/2005	2-INFRASTRUCTURE	416X-PUBLIC ASSISTANCE	1,454,438	1,410,771	
					<b>2-INFRASTRUCTURE Total</b>	<b>1,454,438</b>	<b>1,410,771</b>	
				5-ADMINISTRATION	11XX-SALARIES & BENEFITS 21XX-TRAVEL 22XX-TRANSPORTION 23XX-RENT, COMM, UTILITIES 24XX-PRINT & REPRO 26XX-SUPPLIES & MATERIALS	54,856 45,947	15,430 39,627	15,430 37,427
					<b>5-ADMINISTRATION Total</b>	<b>100,803</b>	<b>55,057</b>	<b>52,857</b>
<b>3226EM Total</b>						<b>1,555,241</b>	<b>1,465,828</b>	<b>52,857</b>
3227EM	WASHINGTON	KATRINA	9/7/2005	2-INFRASTRUCTURE	416X-PUBLIC ASSISTANCE	2,868,845	2,868,841	
					<b>2-INFRASTRUCTURE Total</b>	<b>2,868,845</b>	<b>2,868,841</b>	
				5-ADMINISTRATION	11XX-SALARIES & BENEFITS	272,015	223,480	223,480



PROG CODE	STATE NAME	EVENT NAME	DECLARED	PROGRAM AREA	PROGRAM NAME	ALLOCATIONS	OBLIGATIONS	EXPENDITURES
					21XX-TRAVEL	104,218	79,648	68,105
					22XX-TRANSPORTION			
					23XX-RENT, COMM, UTILITIES			
					24XX-PRINT & REPRO			
					26XX-SUPPLIES & MATERIALS	113	113	113
					<b>5-ADMINISTRATION Total</b>	<b>376,346</b>	<b>303,240</b>	<b>291,698</b>
<b>3227EM Total</b>						<b>3,245,191</b>	<b>3,172,081</b>	<b>291,698</b>
3228EM	OREGON	KATRINA	9/7/2005	2-INFRASTRUCTURE	416X-PUBLIC ASSISTANCE	2,047,247	2,047,243	266,191
					<b>2-INFRASTRUCTURE Total</b>	<b>2,047,247</b>	<b>2,047,243</b>	<b>266,191</b>
				5-ADMINISTRATION	11XX-SALARIES & BENEFITS	24,131	17,674	17,674
					21XX-TRAVEL	20,922	20,422	13,459
					22XX-TRANSPORTION			
					23XX-RENT, COMM, UTILITIES			
					24XX-PRINT & REPRO			
					26XX-SUPPLIES & MATERIALS			
					<b>5-ADMINISTRATION Total</b>	<b>45,053</b>	<b>38,096</b>	<b>31,133</b>
<b>3228EM Total</b>						<b>2,092,300</b>	<b>2,085,339</b>	<b>297,324</b>
3229EM	NEW MEXICO	KATRINA	9/7/2005	2-INFRASTRUCTURE	2594-INSPECTIONS	139,800	139,800	79,467
					416X-PUBLIC ASSISTANCE	2,000,000	702,750	
					<b>2-INFRASTRUCTURE Total</b>	<b>2,139,800</b>	<b>842,550</b>	<b>79,467</b>
				5-ADMINISTRATION	11XX-SALARIES & BENEFITS	56,149	25,737	25,737
					21XX-TRAVEL	44,242	44,242	39,837
					22XX-TRANSPORTION	2,500		
					23XX-RENT, COMM, UTILITIES			
					24XX-PRINT & REPRO	500	37	37
					25XX-OTHER SERVICES			
					26XX-SUPPLIES & MATERIALS	3,116	116	16
					31XX-EQUIPMENT			
					<b>5-ADMINISTRATION Total</b>	<b>106,507</b>	<b>70,132</b>	<b>65,627</b>
<b>3229EM Total</b>						<b>2,246,307</b>	<b>912,682</b>	<b>145,094</b>
3230EM	ILLINOIS	KATRINA	9/7/2005	2-INFRASTRUCTURE	416X-PUBLIC ASSISTANCE	2,418,578	711,125	691,290
					<b>2-INFRASTRUCTURE Total</b>	<b>2,418,578</b>	<b>711,125</b>	<b>691,290</b>
				5-ADMINISTRATION	11XX-SALARIES & BENEFITS	125,581	113,638	113,638
					21XX-TRAVEL	138,296	134,483	47,313
					22XX-TRANSPORTION			
					23XX-RENT, COMM, UTILITIES			
					24XX-PRINT & REPRO			
					26XX-SUPPLIES & MATERIALS			
					<b>5-ADMINISTRATION Total</b>	<b>263,877</b>	<b>248,120</b>	<b>160,950</b>
<b>3230EM Total</b>						<b>2,682,455</b>	<b>959,246</b>	<b>852,240</b>
3231EM	KENTUCKY	KATRINA	9/10/2005	2-INFRASTRUCTURE	416X-PUBLIC ASSISTANCE	4,000,000	3,909,328	655,476
					<b>2-INFRASTRUCTURE Total</b>	<b>4,000,000</b>	<b>3,909,328</b>	<b>655,476</b>
				5-ADMINISTRATION	11XX-SALARIES & BENEFITS			
					21XX-TRAVEL	20,000	20,000	7,961
					22XX-TRANSPORTION			
					23XX-RENT, COMM, UTILITIES			
					24XX-PRINT & REPRO			
					2501-MISSIONS-FOS	2,000	2,000	
					26XX-SUPPLIES & MATERIALS			
					<b>5-ADMINISTRATION Total</b>	<b>22,000</b>	<b>22,000</b>	<b>7,961</b>
<b>3231EM Total</b>						<b>4,022,000</b>	<b>3,931,328</b>	<b>663,437</b>
3232EM	MISSOURI	KATRINA	9/10/2005	2-INFRASTRUCTURE	416X-PUBLIC ASSISTANCE	2,005,000	1,899,250	
					<b>2-INFRASTRUCTURE Total</b>	<b>2,005,000</b>	<b>1,899,250</b>	
				5-ADMINISTRATION	11XX-SALARIES & BENEFITS	498,522	372,546	372,546
					21XX-TRAVEL	320,723	214,172	200,164
					22XX-TRANSPORTION	1,000	1,000	1,000
					23XX-RENT, COMM, UTILITIES			
					24XX-PRINT & REPRO	500		
					2501-MISSIONS-FOS	5,000	5,000	
					26XX-SUPPLIES & MATERIALS	10,000	5,000	4,166
					<b>5-ADMINISTRATION Total</b>	<b>835,745</b>	<b>597,718</b>	<b>577,876</b>
<b>3232EM Total</b>						<b>2,840,745</b>	<b>2,496,967</b>	<b>577,876</b>
3233EM	SOUTH CAROLINA	KATRINA	9/10/2005	2-INFRASTRUCTURE	416X-PUBLIC ASSISTANCE	3,614,915	3,263,685	2,901,531
					<b>2-INFRASTRUCTURE Total</b>	<b>3,614,915</b>	<b>3,263,685</b>	<b>2,901,531</b>
				5-ADMINISTRATION	11XX-SALARIES & BENEFITS			
					21XX-TRAVEL	55,000	55,000	40,089

PROG CODE	STATE NAME	EVENT NAME	DECLARED	PROGRAM AREA	PROGRAM NAME	ALLOCATIONS	OBLIGATIONS	EXPENDITURES
					22XX-TRANSPORTION 23XX-RENT, COMM, UTILITIES 24XX-PRINT & REPRO 2501-MISSIONS-FOS 26XX-SUPPLIES & MATERIALS	2,000	2,000	
				<b>5-ADMINISTRATION Total</b>		<b>57,000</b>	<b>57,000</b>	<b>40,089</b>
<b>3233EM Total</b>						<b>3,671,915</b>	<b>3,320,685</b>	<b>2,941,620</b>
3234EM	SOUTH DAKOTA	KATRINA	9/10/2005	2-INFRASTRUCTURE	416X-PUBLIC ASSISTANCE	261,722	261,676	201,532
				<b>2-INFRASTRUCTURE Total</b>		<b>261,722</b>	<b>261,676</b>	<b>201,532</b>
				5-ADMINISTRATION	11XX-SALARIES & BENEFITS 21XX-TRAVEL 22XX-TRANSPORTION 23XX-RENT, COMM, UTILITIES 24XX-PRINT & REPRO 26XX-SUPPLIES & MATERIALS	20,700 60,000	60,044	5,630
				<b>5-ADMINISTRATION Total</b>		<b>82,700</b>	<b>60,044</b>	<b>5,630</b>
<b>3234EM Total</b>						<b>344,422</b>	<b>321,720</b>	<b>207,162</b>
3235EM	PENNSYLVANIA	KATRINA	9/10/2005	2-INFRASTRUCTURE	416X-PUBLIC ASSISTANCE	2,569,000	2,365,685	782,255
				<b>2-INFRASTRUCTURE Total</b>		<b>2,569,000</b>	<b>2,365,685</b>	<b>782,255</b>
				5-ADMINISTRATION	11XX-SALARIES & BENEFITS 21XX-TRAVEL 22XX-TRANSPORTION 23XX-RENT, COMM, UTILITIES 24XX-PRINT & REPRO 26XX-SUPPLIES & MATERIALS	153,646 101,429	141,952 90,932	141,952 78,932
				<b>5-ADMINISTRATION Total</b>		<b>255,075</b>	<b>232,883</b>	<b>220,883</b>
<b>3235EM Total</b>						<b>2,824,075</b>	<b>2,598,568</b>	<b>1,003,138</b>
3236EM	KANSAS	KATRINA	9/10/2005	2-INFRASTRUCTURE	416X-PUBLIC ASSISTANCE	163,200	163,069	130,408
				<b>2-INFRASTRUCTURE Total</b>		<b>163,200</b>	<b>163,069</b>	<b>130,408</b>
				5-ADMINISTRATION	11XX-SALARIES & BENEFITS 21XX-TRAVEL 22XX-TRANSPORTION 23XX-RENT, COMM, UTILITIES 24XX-PRINT & REPRO 26XX-SUPPLIES & MATERIALS	55,298 500 500	187	187
				<b>5-ADMINISTRATION Total</b>		<b>56,298</b>	<b>187</b>	<b>187</b>
<b>3236EM Total</b>						<b>219,498</b>	<b>163,255</b>	<b>130,595</b>
3237EM	ALABAMA	KATRINA	9/10/2005	2-INFRASTRUCTURE	416X-PUBLIC ASSISTANCE	2,500,000	1,476,502	1,032,969
				<b>2-INFRASTRUCTURE Total</b>		<b>2,500,000</b>	<b>1,476,502</b>	<b>1,032,969</b>
				4-OPERATIONS	2508-MISSIONS-DFA	1,000,000	1,000,000	
				<b>4-OPERATIONS Total</b>		<b>1,000,000</b>	<b>1,000,000</b>	
				5-ADMINISTRATION	11XX-SALARIES & BENEFITS 21XX-TRAVEL 22XX-TRANSPORTION 23XX-RENT, COMM, UTILITIES 24XX-PRINT & REPRO 26XX-SUPPLIES & MATERIALS			
				<b>5-ADMINISTRATION Total</b>				
<b>3237EM Total</b>						<b>3,500,000</b>	<b>2,476,502</b>	<b>1,032,969</b>
3238EM	INDIANA	KATRINA	9/10/2005	2-INFRASTRUCTURE	416X-PUBLIC ASSISTANCE	4,127,992	3,789,690	
				<b>2-INFRASTRUCTURE Total</b>		<b>4,127,992</b>	<b>3,789,690</b>	
				5-ADMINISTRATION	11XX-SALARIES & BENEFITS 21XX-TRAVEL 22XX-TRANSPORTION 23XX-RENT, COMM, UTILITIES 24XX-PRINT & REPRO 26XX-SUPPLIES & MATERIALS	12,264 60,600	1,942 50,000	1,942
				<b>5-ADMINISTRATION Total</b>		<b>72,864</b>	<b>51,942</b>	<b>1,942</b>
<b>3238EM Total</b>						<b>4,200,856</b>	<b>3,841,632</b>	<b>1,942</b>
3239EM	IOWA	KATRINA	9/10/2005	2-INFRASTRUCTURE	416X-PUBLIC ASSISTANCE	222,618	222,618	143,282
				<b>2-INFRASTRUCTURE Total</b>		<b>222,618</b>	<b>222,618</b>	<b>143,282</b>
				5-ADMINISTRATION	11XX-SALARIES & BENEFITS 21XX-TRAVEL 22XX-TRANSPORTION 23XX-RENT, COMM, UTILITIES 24XX-PRINT & REPRO	10,350 55,030	712 4,928	712 4,928
				<b>5-ADMINISTRATION Total</b>		<b>500</b>		

PROG CODE	STATE NAME	EVENT NAME	DECLARED	PROGRAM AREA	PROGRAM NAME	ALLOCATIONS	OBLIGATIONS	EXPENDITURES
					26XX-SUPPLIES & MATERIALS	500		
				<b>5-ADMINISTRATION Total</b>		<b>66,380</b>	<b>5,639</b>	<b>5,639</b>
<b>3239EM Total</b>						<b>288,998</b>	<b>228,257</b>	<b>148,921</b>
3240EM	VIRGINIA	KATRINA	9/12/2005	2-INFRASTRUCTURE	2594-INSPECTIONS	339,100	339,100	52,433
					416X-PUBLIC ASSISTANCE	223,000	222,709	112,294
				<b>2-INFRASTRUCTURE Total</b>		<b>562,100</b>	<b>561,809</b>	<b>164,727</b>
				5-ADMINISTRATION	11XX-SALARIES & BENEFITS	102,910	95,886	95,886
					21XX-TRAVEL	28,000	10,737	10,737
					22XX-TRANSPORTION			
					23XX-RENT, COMM, UTILITIES			
					24XX-PRINT & REPRO			
					26XX-SUPPLIES & MATERIALS			
				<b>5-ADMINISTRATION Total</b>		<b>130,910</b>	<b>106,623</b>	<b>106,623</b>
<b>3240EM Total</b>						<b>693,010</b>	<b>668,433</b>	<b>271,350</b>
3241EM	ARIZONA	KATRINA	9/12/2005	2-INFRASTRUCTURE	416X-PUBLIC ASSISTANCE	4,113,330	4,113,301	3,524,429
				<b>2-INFRASTRUCTURE Total</b>		<b>4,113,330</b>	<b>4,113,301</b>	<b>3,524,429</b>
				5-ADMINISTRATION	11XX-SALARIES & BENEFITS	60,120	58,472	58,472
					21XX-TRAVEL	225,280	211,922	120,265
					22XX-TRANSPORTION			
					23XX-RENT, COMM, UTILITIES			
					24XX-PRINT & REPRO			
					2501-MISSIONS-FOS	2,000,000	2,000,000	181
					26XX-SUPPLIES & MATERIALS			
				<b>5-ADMINISTRATION Total</b>		<b>2,285,400</b>	<b>2,270,393</b>	<b>178,918</b>
<b>3241EM Total</b>						<b>6,398,730</b>	<b>6,383,694</b>	<b>3,703,346</b>
3242EM	MINNESOTA	KATRINA	9/13/2005	2-INFRASTRUCTURE	416X-PUBLIC ASSISTANCE	15,000,000	3,449,504	941,509
				<b>2-INFRASTRUCTURE Total</b>		<b>15,000,000</b>	<b>3,449,504</b>	<b>941,509</b>
				5-ADMINISTRATION	11XX-SALARIES & BENEFITS	11,150		
					21XX-TRAVEL	63,300	50,000	
					22XX-TRANSPORTION			
					23XX-RENT, COMM, UTILITIES			
					24XX-PRINT & REPRO			
					26XX-SUPPLIES & MATERIALS			
				<b>5-ADMINISTRATION Total</b>		<b>74,450</b>	<b>50,000</b>	
<b>3242EM Total</b>						<b>15,074,450</b>	<b>3,499,504</b>	<b>941,509</b>
3243EM	NEVADA	KATRINA	9/13/2005	2-INFRASTRUCTURE	416X-PUBLIC ASSISTANCE	1,000,000	568,297	422,109
				<b>2-INFRASTRUCTURE Total</b>		<b>1,000,000</b>	<b>568,297</b>	<b>422,109</b>
				5-ADMINISTRATION	11XX-SALARIES & BENEFITS	85,860	84,212	84,212
					21XX-TRAVEL	255,340	235,700	133,481
					22XX-TRANSPORTION			
					23XX-RENT, COMM, UTILITIES			
					24XX-PRINT & REPRO			
					26XX-SUPPLIES & MATERIALS			
				<b>5-ADMINISTRATION Total</b>		<b>341,200</b>	<b>319,912</b>	<b>217,694</b>
<b>3243EM Total</b>						<b>1,341,200</b>	<b>888,209</b>	<b>639,803</b>
3244EM	IDAHO	KATRINA	9/13/2005	2-INFRASTRUCTURE	416X-PUBLIC ASSISTANCE	584,137	584,134	97,594
				<b>2-INFRASTRUCTURE Total</b>		<b>584,137</b>	<b>584,134</b>	<b>97,594</b>
				5-ADMINISTRATION	11XX-SALARIES & BENEFITS	20,700	5,965	5,965
					21XX-TRAVEL	15,000	4,143	3,894
					22XX-TRANSPORTION			
					23XX-RENT, COMM, UTILITIES			
					24XX-PRINT & REPRO			
					26XX-SUPPLIES & MATERIALS			
				<b>5-ADMINISTRATION Total</b>		<b>35,700</b>	<b>10,108</b>	<b>9,860</b>
<b>3244EM Total</b>						<b>619,837</b>	<b>594,243</b>	<b>107,454</b>
3245EM	NEBRASKA	KATRINA	9/13/2005	2-INFRASTRUCTURE	416X-PUBLIC ASSISTANCE	210,100	210,100	21,489
				<b>2-INFRASTRUCTURE Total</b>		<b>210,100</b>	<b>210,100</b>	<b>21,489</b>
				5-ADMINISTRATION	11XX-SALARIES & BENEFITS			
					21XX-TRAVEL	55,602	1,302	1,302
					22XX-TRANSPORTION			
					23XX-RENT, COMM, UTILITIES			
					24XX-PRINT & REPRO	500		
					26XX-SUPPLIES & MATERIALS	500		
				<b>5-ADMINISTRATION Total</b>		<b>56,602</b>	<b>1,302</b>	<b>1,302</b>
<b>3245EM Total</b>						<b>266,702</b>	<b>211,402</b>	<b>22,790</b>
3246EM	CONNECTICUT	KATRINA	9/13/2005	2-INFRASTRUCTURE	416X-PUBLIC ASSISTANCE	1,000,000	353,722	

PROG CODE	STATE NAME	EVENT NAME	DECLARED	PROGRAM AREA	PROGRAM NAME	ALLOCATIONS	OBLIGATIONS	EXPENDITURES
				<b>2-INFRASTRUCTURE Total</b>		<b>1,000,000</b>	<b>353,722</b>	
				5-ADMINISTRATION	11XX-SALARIES & BENEFITS	23,373	16,078	16,078
					21XX-TRAVEL	39,800	39,800	6,209
					22XX-TRANSPORTION			
					23XX-RENT, COMM, UTILITIES			
					24XX-PRINT & REPRO			
					26XX-SUPPLIES & MATERIALS			
				<b>5-ADMINISTRATION Total</b>		<b>63,173</b>	<b>55,878</b>	<b>22,287</b>
<b>3246EM Total</b>						<b>1,063,173</b>	<b>409,599</b>	<b>22,287</b>
3247EM	NORTH DAKOTA	KATRINA	9/13/2005	2-INFRASTRUCTURE	416X-PUBLIC ASSISTANCE			
				<b>2-INFRASTRUCTURE Total</b>				
				5-ADMINISTRATION	11XX-SALARIES & BENEFITS	20,700	3,462	3,462
					21XX-TRAVEL	63,454	63,454	16,689
					22XX-TRANSPORTION	500		
					23XX-RENT, COMM, UTILITIES			
					24XX-PRINT & REPRO			
					25XX-OTHER SERVICES	1,233	1,233	
					26XX-SUPPLIES & MATERIALS	2,500		
				<b>5-ADMINISTRATION Total</b>		<b>88,387</b>	<b>68,149</b>	<b>20,151</b>
<b>3247EM Total</b>						<b>88,387</b>	<b>68,149</b>	<b>20,151</b>
3248EM	CALIFORNIA	KATRINA	9/13/2005	2-INFRASTRUCTURE	416X-PUBLIC ASSISTANCE	200,000		
				<b>2-INFRASTRUCTURE Total</b>		<b>200,000</b>		
				5-ADMINISTRATION	11XX-SALARIES & BENEFITS	338,820	303,065	303,065
					21XX-TRAVEL	429,500	373,368	257,710
					22XX-TRANSPORTION			
					23XX-RENT, COMM, UTILITIES			
					24XX-PRINT & REPRO			
					26XX-SUPPLIES & MATERIALS			
				<b>5-ADMINISTRATION Total</b>		<b>768,320</b>	<b>676,433</b>	<b>560,774</b>
<b>3248EM Total</b>						<b>968,320</b>	<b>676,433</b>	<b>560,774</b>
3249EM	WISCONSIN	KATRINA	9/13/2005	2-INFRASTRUCTURE	416X-PUBLIC ASSISTANCE	3,501,228	2,970,925	153,696
				<b>2-INFRASTRUCTURE Total</b>		<b>3,501,228</b>	<b>2,970,925</b>	<b>153,696</b>
				5-ADMINISTRATION	11XX-SALARIES & BENEFITS	11,437	1,137	1,137
					21XX-TRAVEL	63,300	50,090	88
					22XX-TRANSPORTION			
					23XX-RENT, COMM, UTILITIES			
					24XX-PRINT & REPRO			
					26XX-SUPPLIES & MATERIALS			
				<b>5-ADMINISTRATION Total</b>		<b>74,737</b>	<b>51,227</b>	<b>1,225</b>
<b>3249EM Total</b>						<b>3,575,965</b>	<b>3,022,152</b>	<b>154,921</b>
3250EM	OHIO	KATRINA	9/13/2005	2-INFRASTRUCTURE	416X-PUBLIC ASSISTANCE	2,518,180	2,157,511	1,320,864
				<b>2-INFRASTRUCTURE Total</b>		<b>2,518,180</b>	<b>2,157,511</b>	<b>1,320,864</b>
				5-ADMINISTRATION	11XX-SALARIES & BENEFITS	12,050		
					21XX-TRAVEL	63,300	50,000	
					22XX-TRANSPORTION			
					23XX-RENT, COMM, UTILITIES			
					24XX-PRINT & REPRO			
					26XX-SUPPLIES & MATERIALS			
				<b>5-ADMINISTRATION Total</b>		<b>75,350</b>	<b>50,000</b>	
<b>3250EM Total</b>						<b>2,593,530</b>	<b>2,207,511</b>	<b>1,320,864</b>
3251EM	MARYLAND	KATRINA	9/13/2005	2-INFRASTRUCTURE	416X-PUBLIC ASSISTANCE	3,000,000	967,297	182,979
				<b>2-INFRASTRUCTURE Total</b>		<b>3,000,000</b>	<b>967,297</b>	<b>182,979</b>
				5-ADMINISTRATION	11XX-SALARIES & BENEFITS	44,214	30,169	30,169
					21XX-TRAVEL	62,112	54,368	54,368
					22XX-TRANSPORTION			
					23XX-RENT, COMM, UTILITIES			
					24XX-PRINT & REPRO			
					26XX-SUPPLIES & MATERIALS			
				<b>5-ADMINISTRATION Total</b>		<b>106,326</b>	<b>84,537</b>	<b>84,537</b>
<b>3251EM Total</b>						<b>3,106,326</b>	<b>1,051,834</b>	<b>267,516</b>
3252EM	MASSACHUSETTS	KATRINA	9/13/2005	2-INFRASTRUCTURE	416X-PUBLIC ASSISTANCE	5,250,000	4,374,447	4,055,098
				<b>2-INFRASTRUCTURE Total</b>		<b>5,250,000</b>	<b>4,374,447</b>	<b>4,055,098</b>
				5-ADMINISTRATION	11XX-SALARIES & BENEFITS	155,180	130,332	130,332
					21XX-TRAVEL	99,200	99,200	68,943
					22XX-TRANSPORTION	1,000	1,000	
					23XX-RENT, COMM, UTILITIES			

PROG CODE	STATE NAME	EVENT NAME	DECLARED	PROGRAM AREA	PROGRAM NAME	ALLOCATIONS	OBLIGATIONS	EXPENDITURES
					24XX-PRINT & REPRO 26XX-SUPPLIES & MATERIALS			
				<b>5-ADMINISTRATION Total</b>		<b>255,380</b>	<b>230,532</b>	<b>199,275</b>
<b>3252EM Total</b>						<b>5,505,380</b>	<b>4,604,979</b>	<b>4,254,373</b>
3253EM	MONTANA	KATRINA	9/13/2005	2-INFRASTRUCTURE	416X-PUBLIC ASSISTANCE	400,000	397,372	116,353
				<b>2-INFRASTRUCTURE Total</b>		<b>400,000</b>	<b>397,372</b>	<b>116,353</b>
				5-ADMINISTRATION	11XX-SALARIES & BENEFITS 21XX-TRAVEL 22XX-TRANSPORTION 23XX-RENT, COMM, UTILITIES 24XX-PRINT & REPRO 26XX-SUPPLIES & MATERIALS	26,452 60,000	20,657 57,025	20,657 7,325
				<b>5-ADMINISTRATION Total</b>		<b>88,952</b>	<b>77,682</b>	<b>27,982</b>
<b>3253EM Total</b>						<b>488,952</b>	<b>475,054</b>	<b>144,335</b>
3255EM	RHODE ISLAND	KATRINA	9/19/2005	2-INFRASTRUCTURE	416X-PUBLIC ASSISTANCE	1,500,000	1,008,050	
				<b>2-INFRASTRUCTURE Total</b>		<b>1,500,000</b>	<b>1,008,050</b>	
				5-ADMINISTRATION	11XX-SALARIES & BENEFITS 21XX-TRAVEL 22XX-TRANSPORTION 23XX-RENT, COMM, UTILITIES 24XX-PRINT & REPRO 26XX-SUPPLIES & MATERIALS	10,916 26,000	4,141 26,000	4,141 7,916
				<b>5-ADMINISTRATION Total</b>		<b>36,916</b>	<b>30,141</b>	<b>12,057</b>
<b>3255EM Total</b>						<b>1,536,916</b>	<b>1,038,191</b>	<b>12,057</b>
3256EM	MAINE	KATRINA	9/19/2005	2-INFRASTRUCTURE	416X-PUBLIC ASSISTANCE	100,000	47,927	
				<b>2-INFRASTRUCTURE Total</b>		<b>100,000</b>	<b>47,927</b>	
				5-ADMINISTRATION	11XX-SALARIES & BENEFITS 21XX-TRAVEL 22XX-TRANSPORTION 23XX-RENT, COMM, UTILITIES 24XX-PRINT & REPRO 26XX-SUPPLIES & MATERIALS	6,000	6,000	
				<b>5-ADMINISTRATION Total</b>		<b>6,000</b>	<b>6,000</b>	
<b>3256EM Total</b>						<b>106,000</b>	<b>53,927</b>	
3257EM	NEW JERSEY	KATRINA	9/19/2005	2-INFRASTRUCTURE	416X-PUBLIC ASSISTANCE	120,026	120,026	116,692
				<b>2-INFRASTRUCTURE Total</b>		<b>120,026</b>	<b>120,026</b>	<b>116,692</b>
				5-ADMINISTRATION	11XX-SALARIES & BENEFITS 21XX-TRAVEL 22XX-TRANSPORTION 23XX-RENT, COMM, UTILITIES 24XX-PRINT & REPRO 26XX-SUPPLIES & MATERIALS	31,601 18,466 200	29,526 2,366 200	29,526 1,264
				<b>5-ADMINISTRATION Total</b>		<b>50,267</b>	<b>32,092</b>	<b>30,790</b>
<b>3257EM Total</b>						<b>170,293</b>	<b>152,118</b>	<b>147,482</b>
3258EM	NEW HAMPSHIRE	KATRINA	9/19/2005	2-INFRASTRUCTURE	416X-PUBLIC ASSISTANCE	100,000	9,887	
				<b>2-INFRASTRUCTURE Total</b>		<b>100,000</b>	<b>9,887</b>	
				5-ADMINISTRATION	11XX-SALARIES & BENEFITS 21XX-TRAVEL 22XX-TRANSPORTION 23XX-RENT, COMM, UTILITIES 24XX-PRINT & REPRO 26XX-SUPPLIES & MATERIALS	6,000	6,000	92
				<b>5-ADMINISTRATION Total</b>		<b>6,000</b>	<b>6,000</b>	<b>92</b>
<b>3258EM Total</b>						<b>106,000</b>	<b>15,887</b>	<b>92</b>
3259EM	FLORIDA	RITA	9/20/2005	2-INFRASTRUCTURE	416X-PUBLIC ASSISTANCE	8,700,000	8,590,346	4,859,560
				<b>2-INFRASTRUCTURE Total</b>		<b>8,700,000</b>	<b>8,590,346</b>	<b>4,859,560</b>
				4-OPERATIONS	2508-MISSIONS-DFA	10,000	10,000	
				<b>4-OPERATIONS Total</b>		<b>10,000</b>	<b>10,000</b>	
				5-ADMINISTRATION	11XX-SALARIES & BENEFITS 21XX-TRAVEL 22XX-TRANSPORTION 23XX-RENT, COMM, UTILITIES 24XX-PRINT & REPRO 2501-MISSIONS-FOS 26XX-SUPPLIES & MATERIALS	19,741 80,000	19,741 80,000	19,741 25,060
					2501-MISSIONS-FOS	1,236,000	1,236,000	24,459
				<b>5-ADMINISTRATION Total</b>		<b>1,335,741</b>	<b>1,335,741</b>	<b>69,260</b>

PROG CODE	STATE NAME	EVENT NAME	DECLARED	PROGRAM AREA	PROGRAM NAME	ALLOCATIONS	OBLIGATIONS	EXPENDITURES				
<b>3259EM Total</b>						<b>10,045,741</b>	<b>9,936,086</b>	<b>4,928,820</b>				
3260EM	LOUISIANA	RITA	9/21/2005	2-INFRASTRUCTURE	416X-PUBLIC ASSISTANCE							
				<b>2-INFRASTRUCTURE Total</b>								
				4-OPERATIONS	2508-MISSIONS-DFA	100,000	100,000					
				<b>4-OPERATIONS Total</b>		<b>100,000</b>	<b>100,000</b>					
				5-ADMINISTRATION	11XX-SALARIES & BENEFITS 21XX-TRAVEL 22XX-TRANSPORTION 23XX-RENT, COMM, UTILITIES 24XX-PRINT & REPRO 2501-MISSIONS-FOS 26XX-SUPPLIES & MATERIALS	175,000	175,000					
				<b>5-ADMINISTRATION Total</b>		<b>175,000</b>	<b>175,000</b>					
<b>3260EM Total</b>						<b>275,000</b>	<b>275,000</b>					
3261EM	TEXAS	RITA	9/21/2005	2-INFRASTRUCTURE	416X-PUBLIC ASSISTANCE	5,135,000	4,944,585	4,508,601				
				<b>2-INFRASTRUCTURE Total</b>		<b>5,135,000</b>	<b>4,944,585</b>	<b>4,508,601</b>				
				4-OPERATIONS	2508-MISSIONS-DFA	5,000,000	5,000,000					
				<b>4-OPERATIONS Total</b>		<b>5,000,000</b>	<b>5,000,000</b>					
				5-ADMINISTRATION	11XX-SALARIES & BENEFITS 21XX-TRAVEL 22XX-TRANSPORTION 23XX-RENT, COMM, UTILITIES 24XX-PRINT & REPRO 2501-MISSIONS-FOS 25XX-OTHER SERVICES 26XX-SUPPLIES & MATERIALS 31XX-EQUIPMENT	18,793 13,238  50,000 20,000 97,641,000 1,165,737 591,787 1,363,983	18,793 13,238  50,000 20,000 97,641,000 1,165,737 591,787 1,363,983	18,793 13,238  4,733 20,000 14,958 473,816 397,723 1,197,819				
				<b>5-ADMINISTRATION Total</b>		<b>100,864,539</b>	<b>100,864,539</b>	<b>2,141,081</b>				
				<b>3261EM Total</b>						<b>110,999,539</b>	<b>110,809,123</b>	<b>6,649,682</b>
				3262EM	NEW YORK	KATRINA	9/30/2005	2-INFRASTRUCTURE	416X-PUBLIC ASSISTANCE	1,072,664	1,072,664	743,196
								<b>2-INFRASTRUCTURE Total</b>		<b>1,072,664</b>	<b>1,072,664</b>	<b>743,196</b>
								5-ADMINISTRATION	11XX-SALARIES & BENEFITS 21XX-TRAVEL 22XX-TRANSPORTION	148,900 70,800 200	166,649 69,154 200	166,649 62,101
<b>5-ADMINISTRATION Total</b>		<b>219,900</b>	<b>236,003</b>					<b>228,750</b>				
<b>3262EM Total</b>								<b>1,292,564</b>	<b>1,308,667</b>	<b>971,947</b>		
3263EM	DELAWARE	KATRINA	9/30/2005	2-INFRASTRUCTURE	416X-PUBLIC ASSISTANCE	82,441	82,439	23,349				
				<b>2-INFRASTRUCTURE Total</b>		<b>82,441</b>	<b>82,439</b>	<b>23,349</b>				
				5-ADMINISTRATION	11XX-SALARIES & BENEFITS 21XX-TRAVEL	45,400 3,500	443	443				
				<b>5-ADMINISTRATION Total</b>		<b>48,900</b>	<b>443</b>	<b>443</b>				
<b>3263EM Total</b>						<b>131,341</b>	<b>82,882</b>	<b>23,792</b>				
<b>Grand Total</b>						<b>33,553,389,752</b>	<b>30,686,252,901</b>	<b>16,590,877,892</b>				

**FINANCIAL INFORMATION TOOL**  
**FOR HURRICANE KATRINA, RITA, & WILMA DECLARATIONS ONLY**  
**MISSION ASSIGNMENTS ONLY**

AS OF 04-12-2006

AGENCY	OBLIGATIONS	EXPENDITURES
AID	17,354,000	13,561
APHIS	400,000	
ARC	95,000	11,159
BIA	317,600	
BTS	200,000	
BUREC	2,089,000	
CBP	42,957,949	6,226,284
CDC	19,903,500	
CIA	200,000	
CNCS	5,905,500	
COE-LRD	15,000	
COE-MVD	4,186,505,516	279,853,858
COE-NAD		
COE-SAD	475,562,000	68,365,837
COE-SWD	265,635,000	3,511,565
DHUD	83,065,000	32,431,710
DOC	1,400,000	25,281
DOD	1,175,623,889	247,082,168
DOE	505,000	
DOED	230,000	
DOI	1,297,784	
DOL	325,000	17,938
DOS	55,000	
DOT	508,374,213	100,204,751
EEOC	200,000	
EPA	368,871,200	9,160,714
FAA		
FCC	200,000	
FCSIC	200,000	
FLETC	460,103	438,223
FMSHRC	200,000	
FNS	20,000	
FPS	216,438,685	961,463
GSA	78,658,268	295,571
HHS	254,322,800	

AGENCY	OBLIGATIONS	EXPENDITURES
IAIP	214,000	
ICE	36,417,200	266,152
MSPB	2,000	
NAR	625,000	
NASA	450,000	
NCPC	20,000	
NCS	13,220,685	102,381
NCUA		
NGA	1,310,000	
NLRB	240,000	48,259
NOAA	4,655,000	
NPS	157,000	
NRC	200,000	
NSF	200,000	
OCFO	210,000	
OPM	615,000	
OSHA	21,225,000	
OSLGCP	200,000	
RRB	25,000	5,419
S&T	100,000	
SBA	200,000	
SCS	11,800	
SEC	2,000	
SSA	1,225,000	200,000
TREAS	2,190,650	61,714
TSA	455,000	
TVA	9,867,451	2,198,750
USCG	442,418,501	11,353,911
USCIS	910,000	
USDA	19,360,500	
USDJ	55,674,600	3,300,991
USFS	365,030,288	812
USFWS		
USGS	507,300	
USPC	5,697,217	546,985
USPHS		
USPS	2,098,270	129,208
USSS	8,800	
VA	10,075,000	
<b>Grand Total</b>	<b>8,703,405,269</b>	<b>766,814,668</b>



**FINANCIAL INFORMATION TOOL  
FOR HURRICANE KATRINA, RITA, & WILMA DECLARATIONS ONLY  
MISSION ASSIGNMENTS ONLY  
AS OF 04-12-2006**

PROG CODE	STATE NAME	EVENT NAME	AGENCY	PROGRAM NAME	OBLIGATIONS	EXPENDITURES
1602DR	FLORIDA	KATRINA	CBP	2501-MISSIONS-FOS	11,447,424	6,226,284
			COE-SAD	2501-MISSIONS-FOS	335,000	36,685
			DOD	2501-MISSIONS-FOS	100,000	
			DOE	2501-MISSIONS-FOS	10,000	
			DOT	2501-MISSIONS-FOS	2,018,500	129,913
			EPA	2501-MISSIONS-FOS	20,000	
			GSA	2501-MISSIONS-FOS	155,000	
			HHS	2501-MISSIONS-FOS	365,000	
			NCS	2501-MISSIONS-FOS	10,000	
			USCG	2501-MISSIONS-FOS	1	
			USDA	2501-MISSIONS-FOS	10,000	
				2507-MISSIONS-TA	10,000	
				USFS	2501-MISSIONS-FOS	75,000
<b>1602DR Total</b>					<b>14,555,925</b>	<b>6,392,881</b>
1603DR	LOUISIANA	KATRINA	APHIS	2501-MISSIONS-FOS	368,000	
				2508-MISSIONS-DFA	12,000	
			ARC	2501-MISSIONS-FOS	50,000	11,159
			BUREC	2501-MISSIONS-FOS	1,089,000	
			CBP	2501-MISSIONS-FOS	16,005,525	
			CDC	2508-MISSIONS-DFA	17,228,500	
			CNCS	2501-MISSIONS-FOS	2,400,000	
			COE-MVD	2501-MISSIONS-FOS	47,273,364	2,625,154
				2507-MISSIONS-TA	7,180,000	253,090
				2508-MISSIONS-DFA	2,070,992,000	54,901,782
			DHUD	2501-MISSIONS-FOS	3,695,000	872,238
				2508-MISSIONS-DFA	79,000,000	31,556,792
			DOC	2501-MISSIONS-FOS	150,000	
			DOD	2501-MISSIONS-FOS	270,475,000	10,734,231
				2507-MISSIONS-TA	271,500	
				2508-MISSIONS-DFA	24,812,000	
			DOE	2501-MISSIONS-FOS	80,000	
			DOED	2508-MISSIONS-DFA		
			DOI	2501-MISSIONS-FOS	269,000	
			DOL	2501-MISSIONS-FOS		
			DOS	2501-MISSIONS-FOS	55,000	
			DOT	2501-MISSIONS-FOS	71,193,000	910,884
				2508-MISSIONS-DFA	256,000,000	88,383,897
			EPA	2501-MISSIONS-FOS	22,517,000	
				2507-MISSIONS-TA	2,500,000	
				2508-MISSIONS-DFA	197,000,000	
			FNS	2501-MISSIONS-FOS	20,000	
			FPS	2501-MISSIONS-FOS	132,651,820	619,180
				2507-MISSIONS-TA		
				2508-MISSIONS-DFA		
			GSA	2501-MISSIONS-FOS	2,805,000	64,864
				2508-MISSIONS-DFA		
			HHS	2501-MISSIONS-FOS	515,000	
2507-MISSIONS-TA	30,000					
2508-MISSIONS-DFA	78,150,000					
ICE	2501-MISSIONS-FOS	12,405,000				

PROG CODE	STATE NAME	EVENT NAME	AGENCY	PROGRAM NAME	OBLIGATIONS	EXPENDITURES
				2508-MISSIONS-DFA	18,500,000	
			NAR	2508-MISSIONS-DFA	600,000	
			NCS	2501-MISSIONS-FOS	3,900,000	102,381
				2508-MISSIONS-DFA	1,000,000	
			NGA	2501-MISSIONS-FOS	520,000	
			NOAA	2501-MISSIONS-FOS	1,750,000	
			OCFO	2501-MISSIONS-FOS	10,000	
			OSHA	2501-MISSIONS-FOS	125,000	
			SBA	2501-MISSIONS-FOS		
			TREAS	2501-MISSIONS-FOS	110,000	
			TVA	2501-MISSIONS-FOS	1,937,772	830,284
				2508-MISSIONS-DFA		
			USCG	2501-MISSIONS-FOS	3,275,000	
				2507-MISSIONS-TA	37,500	
				2508-MISSIONS-DFA	165,000,000	11,162,254
			USDA	2501-MISSIONS-FOS	1,176,000	
				2508-MISSIONS-DFA	10,000,000	
			USDJ	2501-MISSIONS-FOS	2,764,600	
				2507-MISSIONS-TA	150,000	
				2508-MISSIONS-DFA	45,313,000	3,219,744
			USFS	2501-MISSIONS-FOS	138,600,000	
				2508-MISSIONS-DFA		
			USGS	2501-MISSIONS-FOS	250,000	
			USPHS	2501-MISSIONS-FOS		
			USPS	2501-MISSIONS-FOS	83,270	83,270
			VA	2501-MISSIONS-FOS	50,000	
<b>1603DR Total</b>					<b>3,712,344,851</b>	<b>206,331,205</b>
1604DR	MISSISSIPPI	KATRINA	AID	2501-MISSIONS-FOS	17,314,000	10,734
			BTS	2501-MISSIONS-FOS	200,000	
			CBP	2501-MISSIONS-FOS	3,505,000	
				2508-MISSIONS-DFA		
			CNCS	2501-MISSIONS-FOS	7,500	
				2508-MISSIONS-DFA	1,508,000	
			COE-LRD	2501-MISSIONS-FOS	15,000	
			COE-MVD	2501-MISSIONS-FOS	454,575,740	54,990,569
				2507-MISSIONS-TA	243,256	122,758
				2508-MISSIONS-DFA	1,221,755,595	115,722,463
			COE-SAD	2501-MISSIONS-FOS		
			DHUD	2501-MISSIONS-FOS	150,000	2,680
			DOC	2501-MISSIONS-FOS	1,000,000	25,281
				2507-MISSIONS-TA	50,000	
			DOD	2501-MISSIONS-FOS	770,195,044	232,619,099
				2508-MISSIONS-DFA	54,950,345	3,720,735
			DOE	2501-MISSIONS-FOS	270,000	
			DOED	2501-MISSIONS-FOS	205,000	
			DOI	2501-MISSIONS-FOS	995,400	
			DOL	2501-MISSIONS-FOS	325,000	17,938
			DOS	2501-MISSIONS-FOS		
			DOT	2501-MISSIONS-FOS	56,292,000	5,985,192
				2507-MISSIONS-TA	50,000	
				2508-MISSIONS-DFA	3,353,213	
			EEOC	2501-MISSIONS-FOS	200,000	
			EPA	2501-MISSIONS-FOS	2,529,200	749,562
				2507-MISSIONS-TA	12,300,000	1,543,423
				2508-MISSIONS-DFA	57,000,000	6,245,237

PROG CODE	STATE NAME	EVENT NAME	AGENCY	PROGRAM NAME	OBLIGATIONS	EXPENDITURES
			FAA	2501-MISSIONS-FOS		
			FCC	2501-MISSIONS-FOS	200,000	
			FCSIC	2501-MISSIONS-FOS	200,000	
			FLETC	2501-MISSIONS-FOS	460,103	438,223
			FMSHRC	2501-MISSIONS-FOS	200,000	
			FPS	2501-MISSIONS-FOS	28,452,767	252,567
				2508-MISSIONS-DFA	700,000	35,231
			GSA	2501-MISSIONS-FOS	60,158,268	210,049
				2508-MISSIONS-DFA		
			HHS	2501-MISSIONS-FOS	2,695,000	
				2507-MISSIONS-TA	682,300	
				2508-MISSIONS-DFA	64,895,500	
			IAIP	2501-MISSIONS-FOS	214,000	
			ICE	2501-MISSIONS-FOS	5,012,200	266,152
			MSPB	2501-MISSIONS-FOS	2,000	
			NAR	2501-MISSIONS-FOS	25,000	
			NASA	2501-MISSIONS-FOS	400,000	
				2508-MISSIONS-DFA	50,000	
			NCPC	2501-MISSIONS-FOS	20,000	
			NCS	2501-MISSIONS-FOS	2,325,000	
				2508-MISSIONS-DFA		
			NCUA	2501-MISSIONS-FOS		
			NGA	2501-MISSIONS-FOS	100,000	
			NLRB	2501-MISSIONS-FOS	240,000	48,259
			NOAA	2501-MISSIONS-FOS		
			NPS	2507-MISSIONS-TA	157,000	
			NRC	2501-MISSIONS-FOS	200,000	
			NSF	2501-MISSIONS-FOS	200,000	
			OCFO	2501-MISSIONS-FOS	200,000	
			OPM	2501-MISSIONS-FOS	615,000	
			OSHA	2501-MISSIONS-FOS	21,100,000	
			OSLGCP	2501-MISSIONS-FOS	200,000	
			RRB	2501-MISSIONS-FOS	25,000	5,419
			S&T	2501-MISSIONS-FOS	100,000	
			SBA	2501-MISSIONS-FOS	200,000	
			SCS	2501-MISSIONS-FOS	11,800	
			SEC	2501-MISSIONS-FOS	2,000	
			SSA	2501-MISSIONS-FOS	1,025,000	200,000
			TREAS	2501-MISSIONS-FOS	1,820,650	31,218
			TSA	2501-MISSIONS-FOS	455,000	
			TVA	2501-MISSIONS-FOS	1,214,056	379,939
			USCG	2501-MISSIONS-FOS	13,970,000	44,416
				2508-MISSIONS-DFA	231,000,000	
			USCIS	2501-MISSIONS-FOS	910,000	
			USDA	2501-MISSIONS-FOS	112,000	
				2507-MISSIONS-TA	12,500	
				2508-MISSIONS-DFA	1,200,000	
			USDJ	2501-MISSIONS-FOS	2,535,000	
				2508-MISSIONS-DFA	4,867,000	81,247
			USFS	2501-MISSIONS-FOS	8,495,000	
				2507-MISSIONS-TA	50,000	
				2508-MISSIONS-DFA	5,500,000	631
			USGS	2501-MISSIONS-FOS	125,300	
			USPC	2501-MISSIONS-FOS	4,697,217	546,985
			USPS	2501-MISSIONS-FOS	1,015,000	28,619

PROG CODE	STATE NAME	EVENT NAME	AGENCY	PROGRAM NAME	OBLIGATIONS	EXPENDITURES
			USSS	2501-MISSIONS-FOS	8,800	
			VA	2501-MISSIONS-FOS	25,000	
<b>1604DR Total</b>					<b>3,128,069,754</b>	<b>424,324,626</b>
1605DR	ALABAMA	KATRINA	AID	2501-MISSIONS-FOS	40,000	2,827
			CNCS	2508-MISSIONS-DFA	500,000	
			COE-SAD	2501-MISSIONS-FOS	30,300,000	9,690,258
				2508-MISSIONS-DFA	151,000,000	51,280,277
			DHUD	2501-MISSIONS-FOS		
			DOD	2501-MISSIONS-FOS	2,510,000	
			DOE	2501-MISSIONS-FOS	10,000	
			DOS	2501-MISSIONS-FOS		
			DOT	2501-MISSIONS-FOS	24,057,500	6,292
			EPA	2501-MISSIONS-FOS	10,000	4,164
				2507-MISSIONS-TA	3,000,000	114,778
				2508-MISSIONS-DFA	27,000,000	490,047
				FPS	2501-MISSIONS-FOS	5,452,500
			GSA	2501-MISSIONS-FOS	11,260,000	
			HHS	2501-MISSIONS-FOS	50,000	
				2508-MISSIONS-DFA		
			NCS	2501-MISSIONS-FOS	73,000	
			TREAS	2501-MISSIONS-FOS	180,000	30,496
			TVA	2501-MISSIONS-FOS	3,457,622	988,528
			USCG	2501-MISSIONS-FOS	2,275,000	147,242
				2508-MISSIONS-DFA		
			USDA	2501-MISSIONS-FOS	20,000	
			USFS	2501-MISSIONS-FOS	1,260,000	
			USGS	2501-MISSIONS-FOS	70,500	
			USPS	2501-MISSIONS-FOS	1,000,000	17,319
<b>1605DR Total</b>					<b>263,526,122</b>	<b>62,826,714</b>
1606DR	TEXAS	RITA	ARC	2501-MISSIONS-FOS	30,000	
			BIA	2508-MISSIONS-DFA	317,600	
			CNCS	2508-MISSIONS-DFA	240,000	
			COE-SWD	2501-MISSIONS-FOS	41,595,000	3,245,353
				2507-MISSIONS-TA	100,000	7,204
				2508-MISSIONS-DFA	213,350,000	244,049
			DHUD	2501-MISSIONS-FOS	120,000	
			DOD	2501-MISSIONS-FOS	23,100,000	
				2508-MISSIONS-DFA	2,810,000	
			DOE	2501-MISSIONS-FOS	50,000	
			DOI	2501-MISSIONS-FOS	5,000	
			DOT	2501-MISSIONS-FOS	25,331,000	1,094,213
			EPA	2501-MISSIONS-FOS	10,000	
			FPS	2501-MISSIONS-FOS	6,760,000	
			GSA	2501-MISSIONS-FOS	30,000	
			HHS	2501-MISSIONS-FOS	23,000,000	
			NCS	2501-MISSIONS-FOS	340,000	
			NGA	2501-MISSIONS-FOS	690,000	
			NOAA	2501-MISSIONS-FOS	2,790,000	
			TREAS	2501-MISSIONS-FOS	70,000	
			TVA	2501-MISSIONS-FOS	2,080,000	
			USCG	2501-MISSIONS-FOS	100,000	
				2508-MISSIONS-DFA	8,000,000	
			USDA	2501-MISSIONS-FOS	280,000	
				2508-MISSIONS-DFA	650,000	
			USFS	2501-MISSIONS-FOS	124,050,000	

PROG CODE	STATE NAME	EVENT NAME	AGENCY	PROGRAM NAME	OBLIGATIONS	EXPENDITURES
			USGS	2501-MISSIONS-FOS	8,000	
			USPC	2501-MISSIONS-FOS	1,000,000	
			VA	2508-MISSIONS-DFA	10,000,000	
<b>1606DR Total</b>					<b>486,906,600</b>	<b>4,590,820</b>
1607DR	LOUISIANA	RITA	BUREC	2501-MISSIONS-FOS	1,000,000	
			CDC	2501-MISSIONS-FOS		
			COE-MVD	2501-MISSIONS-FOS	2,825,000	250,682
				2507-MISSIONS-TA	1,000,000	57,353
				2508-MISSIONS-DFA	380,500,000	50,873,602
			DOD	2501-MISSIONS-FOS		
				2508-MISSIONS-DFA	11,000,000	
			DOT	2501-MISSIONS-FOS	25,110,000	2,109,671
				2508-MISSIONS-DFA	10,000,000	143,373
			EPA	2508-MISSIONS-DFA	39,500,000	
			FPS	2501-MISSIONS-FOS	5,000,000	
			GSA	2501-MISSIONS-FOS	500,000	
			HHS	2508-MISSIONS-DFA	20,100,000	
			NCS	2501-MISSIONS-FOS	5,002,685	
			TREAS	2501-MISSIONS-FOS	10,000	
			USCG	2508-MISSIONS-DFA	18,400,000	
			USDA	2508-MISSIONS-DFA	5,500,000	
			USFS	2508-MISSIONS-DFA	35,000,000	
			USGS	2508-MISSIONS-DFA	36,000	
<b>1607DR Total</b>					<b>560,483,685</b>	<b>53,434,680</b>
1609DR	FLORIDA	WILMA	CIA	2501-MISSIONS-FOS	200,000	
			CNCS	2508-MISSIONS-DFA	1,250,000	
			COE-SAD	2501-MISSIONS-FOS	70,822,000	6,587,108
				2507-MISSIONS-TA	600,000	13,795
				2508-MISSIONS-DFA	222,350,000	733,254
			DOC	2501-MISSIONS-FOS	200,000	
			DOD	2501-MISSIONS-FOS	2,650,000	
				2508-MISSIONS-DFA	900,000	
			DOE	2501-MISSIONS-FOS	55,000	
			DOI	2508-MISSIONS-DFA	28,384	
			DOT	2501-MISSIONS-FOS	20,183,000	44,306
			EPA	2501-MISSIONS-FOS	40,000	4,264
				2507-MISSIONS-TA	100,000	3,050
				2508-MISSIONS-DFA	300,000	
			FPS	2501-MISSIONS-FOS	30,371,512	
				2508-MISSIONS-DFA	150,000	
			GSA	2501-MISSIONS-FOS	130,000	3,334
			HHS	2501-MISSIONS-FOS	1,230,000	
				2508-MISSIONS-DFA	8,165,000	
			NCS	2501-MISSIONS-FOS	40,000	
				2508-MISSIONS-DFA		
			NOAA	2508-MISSIONS-DFA	115,000	
			NPS	2501-MISSIONS-FOS		
			SSA	2501-MISSIONS-FOS	200,000	
			USCG	2501-MISSIONS-FOS	50,000	
				2508-MISSIONS-DFA	70,000	
			USDA	2501-MISSIONS-FOS	330,000	
			USDJ	2501-MISSIONS-FOS	45,000	
			USFS	2501-MISSIONS-FOS	5,580,000	
			USFWS	2501-MISSIONS-FOS		
			USGS	2501-MISSIONS-FOS	2,500	

PROG CODE	STATE NAME	EVENT NAME	AGENCY	PROGRAM NAME	OBLIGATIONS	EXPENDITURES
<b>1609DR Total</b>					<b>366,157,396</b>	<b>7,389,112</b>
3212EM	LOUISIANA	KATRINA	DOD	2501-MISSIONS-FOS	250,000	
			DOT	2501-MISSIONS-FOS	6,120,000	80,590
			GSA	2501-MISSIONS-FOS		
				2508-MISSIONS-DFA	1,500,000	
NCS	2501-MISSIONS-FOS					
<b>3212EM Total</b>					<b>7,870,000</b>	<b>80,590</b>
3213EM	MISSISSIPPI	KATRINA	COE-MVD	2501-MISSIONS-FOS	160,561	56,405
			COE-SAD	2501-MISSIONS-FOS		
			DOD	2501-MISSIONS-FOS	10,000	8,103
			DOE	2501-MISSIONS-FOS	20,000	
			DOT	2501-MISSIONS-FOS	35,000	16,074
			EPA	2501-MISSIONS-FOS	10,000	6,189
			FPS	2501-MISSIONS-FOS	188,608	
			GSA	2501-MISSIONS-FOS	1,760,000	2,001
			HHS	2501-MISSIONS-FOS	50,000	
			NCS	2501-MISSIONS-FOS	10,000	
			TVA	2501-MISSIONS-FOS	288,000	
			USDA	2501-MISSIONS-FOS	20,000	
			USFS	2501-MISSIONS-FOS	60,288	
<b>3213EM Total</b>					<b>2,612,457</b>	<b>88,771</b>
3214EM	ALABAMA	KATRINA	APHIS	2501-MISSIONS-FOS		
			COE-SAD	2501-MISSIONS-FOS		
			DOD	2501-MISSIONS-FOS		
			DOE	2501-MISSIONS-FOS		
			DOT	2501-MISSIONS-FOS		
			EPA	2501-MISSIONS-FOS		
				2507-MISSIONS-TA		
			FPS	2501-MISSIONS-FOS	31,478	
			GSA	2501-MISSIONS-FOS		
			HHS	2501-MISSIONS-FOS		
			NCS	2501-MISSIONS-FOS		
			TVA	2501-MISSIONS-FOS		
			USCG	2501-MISSIONS-FOS		
			USDA	2501-MISSIONS-FOS		
USFS	2501-MISSIONS-FOS					
<b>3214EM Total</b>					<b>31,478</b>	
3215EM	ARKANSAS	KATRINA	DOT	2501-MISSIONS-FOS	50,000	
				2508-MISSIONS-DFA	500,000	
			FPS	2501-MISSIONS-FOS	345,000	
			GSA	2501-MISSIONS-FOS	60,000	7,452
			HHS	2501-MISSIONS-FOS	10,000	
	2508-MISSIONS-DFA	3,000,000				
<b>3215EM Total</b>					<b>3,965,000</b>	<b>7,452</b>
3216EM	TEXAS	KATRINA	CDC	2508-MISSIONS-DFA	2,675,000	
			DHUD	2501-MISSIONS-FOS	100,000	
			DOD	2501-MISSIONS-FOS	20,000	
				2508-MISSIONS-DFA		
			DOED	2501-MISSIONS-FOS	25,000	
			DOT	2501-MISSIONS-FOS	4,000,000	
				2508-MISSIONS-DFA	2,500,000	1,300,346
			FPS	2501-MISSIONS-FOS	6,000,000	
			GSA	2501-MISSIONS-FOS	285,000	7,872
			HHS	2501-MISSIONS-FOS	80,000	
	2508-MISSIONS-DFA	10,050,000				

PROG CODE	STATE NAME	EVENT NAME	AGENCY	PROGRAM NAME	OBLIGATIONS	EXPENDITURES
			ICE	2501-MISSIONS-FOS	500,000	
			TVA	2501-MISSIONS-FOS	890,000	
			USFS	2501-MISSIONS-FOS	5,000	
				2508-MISSIONS-DFA	22,500,000	
			USGS	2508-MISSIONS-DFA	15,000	
<b>3216EM Total</b>					<b>49,645,000</b>	<b>1,308,218</b>
3217EM	TENNESSEE	KATRINA	HHS	2501-MISSIONS-FOS	2,000	
				2507-MISSIONS-TA	5,000	
			USDA	2501-MISSIONS-FOS		
<b>3217EM Total</b>					<b>7,000</b>	
3218EM	GEORGIA	KATRINA	HHS	2501-MISSIONS-FOS	52,000	
			USDA	2501-MISSIONS-FOS		
<b>3218EM Total</b>					<b>52,000</b>	
3222EM	NORTH CAROLINA	KATRINA	HHS	2501-MISSIONS-FOS	2,000	
			USDA	2501-MISSIONS-FOS		
<b>3222EM Total</b>					<b>2,000</b>	
3223EM	UTAH	KATRINA	GSA	2508-MISSIONS-DFA	5,000	
<b>3223EM Total</b>					<b>5,000</b>	
3224EM	COLORADO	KATRINA	GSA	2501-MISSIONS-FOS		
<b>3224EM Total</b>						
3231EM	KENTUCKY	KATRINA	HHS	2501-MISSIONS-FOS	2,000	
			USDA	2501-MISSIONS-FOS		
<b>3231EM Total</b>					<b>2,000</b>	
3232EM	MISSOURI	KATRINA	ARC	2501-MISSIONS-FOS	5,000	
<b>3232EM Total</b>					<b>5,000</b>	
3233EM	SOUTH CAROLINA	KATRINA	HHS	2501-MISSIONS-FOS	2,000	
			USDA	2501-MISSIONS-FOS		
<b>3233EM Total</b>					<b>2,000</b>	
3237EM	ALABAMA	KATRINA	HHS	2508-MISSIONS-DFA	1,000,000	
<b>3237EM Total</b>					<b>1,000,000</b>	
3241EM	ARIZONA	KATRINA	USFS	2501-MISSIONS-FOS	2,000,000	181
<b>3241EM Total</b>					<b>2,000,000</b>	<b>181</b>
3259EM	FLORIDA	RITA	APHIS	2501-MISSIONS-FOS	10,000	
				2508-MISSIONS-DFA	10,000	
			COE-NAD	2501-MISSIONS-FOS		
			COE-SAD	2501-MISSIONS-FOS	155,000	24,459
			DOD	2501-MISSIONS-FOS	255,000	
			DOE	2501-MISSIONS-FOS	10,000	
			DOT	2501-MISSIONS-FOS	10,000	
			EPA	2501-MISSIONS-FOS	10,000	
			FPS	2501-MISSIONS-FOS	10,000	
			GSA	2501-MISSIONS-FOS		
			HHS	2501-MISSIONS-FOS	10,000	
			NCS	2501-MISSIONS-FOS	10,000	
			USCG	2501-MISSIONS-FOS	16,000	
			USDA	2501-MISSIONS-FOS	10,000	
			USFS	2501-MISSIONS-FOS	730,000	
<b>3259EM Total</b>					<b>1,246,000</b>	<b>24,459</b>
3260EM	LOUISIANA	RITA	COE-MVD	2508-MISSIONS-DFA		
			DOD	2501-MISSIONS-FOS		
				2508-MISSIONS-DFA		
			DOT	2508-MISSIONS-DFA		
			EPA	2501-MISSIONS-FOS	25,000	
			FPS	2501-MISSIONS-FOS	125,000	
				2508-MISSIONS-DFA	100,000	

PROG CODE	STATE NAME	EVENT NAME	AGENCY	PROGRAM NAME	OBLIGATIONS	EXPENDITURES
			HHS	2508-MISSIONS-DFA		
			USCG	2501-MISSIONS-FOS	25,000	
<b>3260EM Total</b>					<b>275,000</b>	
3261EM	TEXAS	RITA	ARC	2501-MISSIONS-FOS	10,000	
			CBP	2501-MISSIONS-FOS	12,000,000	
			COE-SWD	2501-MISSIONS-FOS	5,590,000	14,958
				2508-MISSIONS-DFA	5,000,000	
			DOD	2501-MISSIONS-FOS	11,315,000	
			DOT	2501-MISSIONS-FOS	1,571,000	
			EPA	2501-MISSIONS-FOS	5,000,000	
			FPS	2501-MISSIONS-FOS	100,000	
			GSA	2501-MISSIONS-FOS	10,000	
			HHS	2501-MISSIONS-FOS	40,180,000	
			NCS	2501-MISSIONS-FOS	510,000	
			USCG	2501-MISSIONS-FOS	200,000	
			USDA	2501-MISSIONS-FOS	30,000	
			USFS	2501-MISSIONS-FOS	21,125,000	
<b>3261EM Total</b>					<b>102,641,000</b>	<b>14,958</b>
<b>Grand Total</b>					<b>8,703,405,269</b>	<b>766,814,668</b>



FINANCIAL INFORMATION TOOL

**SUMMARY OF ALL PUBLIC ASSISTANCE OBLIGATIONS FOR  
NEW ORLEANS METROPOLITAN STATISTICAL AREA ONLY**

**AS OF 04-12-2006**

PROGRAM CODE	PROGRAM NAME	VENDOR COUNTY	NEMIS APPROVED OBLIGATIONS
Katrina	416X-PUBLIC ASSISTANCE	Jefferson	113,261,230.48
		Orleans	291,769,882.45
		Plaquemines	81,780,996.51
		St. Bernard	199,464,216.02
		St. Charles	19,863,771.16
		St. James	1,869,068.08
		St. John the Baptist	2,816,014.68
		St. Tammany	190,631,810.24
		<b>901,456,989.62</b>	
Rita	416X-PUBLIC ASSISTANCE	Jefferson	482,904.85
		Orleans	29,745.67
		Plaquemines	11,930.11
		St. Bernard	20,495.97
		St. Charles	288,952.41
		St. James	2,012.25
		<b>836,041.26</b>	
<b>GRAND TOTAL</b>			<b>902,293,030.88</b>

FINANCIAL INFORMATION TOOL

PUBLIC ASSISTANCE OBLIGATIONS FOR NEW ORLEANS METROPOLITAN STATISTICAL AREA ONLY

AS OF 04-12-2006

PROGRAM NAME	PROGRAM CATEGORY	VENDOR COUNTY	NEMIS APPROVED OBLIGATIONS		
			KATRINA	RITA	GRAND TOTAL
			1603DR	1607DR	
416X-PUBLIC ASSISTANCE	416X-A DEBRIS REMOVAL	Jefferson	79,202,903.67	204,274.13	79,407,177.80
		Orleans	11,873,849.25		11,873,849.25
		Plaquemines	27,493,345.29		27,493,345.29
		St. Bernard	99,373,964.87		99,373,964.87
		St. Charles	802,365.67		802,365.67
		St. James	444,231.01		444,231.01
		St. John the Baptist	378,876.83		378,876.83
		St. Tammany	164,524,062.72		164,524,062.72
		<b>Total</b>	<b>384,093,599.31</b>	<b>204,274.13</b>	<b>384,297,873.44</b>
		416X-B PROTECTIVE MEASURES	Jefferson	30,222,803.58	278,630.72
	Orleans		160,227,860.54	29,745.67	160,257,606.21
	Plaquemines		23,943,017.55	11,930.11	23,954,947.66
	St. Bernard		69,690,958.23	20,495.97	69,711,454.20
	St. Charles		17,610,991.26	288,952.41	17,899,943.67
	St. James		985,107.66	2,012.25	987,119.91
	St. John the Baptist		2,032,852.14		2,032,852.14
	St. Tammany		19,355,327.64		19,355,327.64
	<b>Total</b>		<b>324,068,918.60</b>	<b>631,767.13</b>	<b>324,700,685.73</b>
	416X-C ROADS & BRIDGES		Jefferson	0.00	
		Orleans	2,756,120.37		2,756,120.37
		Plaquemines	538,043.29		538,043.29
		St. Bernard	2,535,844.54		2,535,844.54
		St. James	43,357.27		43,357.27
		St. John the Baptist	99,803.93		99,803.93
		St. Tammany	1,649,018.31		1,649,018.31
	<b>416X-C ROADS &amp; BRIDGES Total</b>	<b>7,622,187.71</b>		<b>7,622,187.71</b>	
	416X-D WATER CONTROL FACILITIES	Jefferson	109,176.19		109,176.19
		Plaquemines	643,552.20		643,552.20
		St. Bernard	97,750.29		97,750.29
		St. Tammany	908,750.02		908,750.02
		<b>Total</b>	<b>1,759,228.70</b>		<b>1,759,228.70</b>
	416X-E PUBLIC BUILDINGS	Jefferson	3,236,653.37		3,236,653.37
		Orleans	39,100,696.80		39,100,696.80
		Plaquemines	25,173,368.55		25,173,368.55
		St. Bernard	23,714,919.16		23,714,919.16
		St. Charles	1,413,449.33		1,413,449.33
		St. James	263,636.76		263,636.76
		St. John the Baptist	297,994.79		297,994.79
		St. Tammany	2,102,102.04		2,102,102.04
	<b>Total</b>	<b>95,302,820.80</b>		<b>95,302,820.80</b>	
	416X-F PUBLIC UTILITIES	Jefferson	20,534.64		20,534.64
		Orleans	71,221,819.74		71,221,819.74
		St. Bernard	1,085,427.14		1,085,427.14
		St. Charles	32,590.43		32,590.43
		St. James	37,419.16		37,419.16
		St. Tammany	1,820,825.66		1,820,825.66
		<b>Total</b>	<b>74,218,616.77</b>		<b>74,218,616.77</b>
416X-G RECREATIONAL/OTHER	Jefferson	469,159.03		469,159.03	
	Orleans	6,589,535.75		6,589,535.75	
	Plaquemines	3,989,669.63		3,989,669.63	
	St. Bernard	2,965,351.79		2,965,351.79	
	St. Charles	4,374.47		4,374.47	
	St. James	95,316.22		95,316.22	
	St. John the Baptist	6,486.99		6,486.99	
	St. Tammany	271,723.85		271,723.85	
<b>Total</b>	<b>14,391,617.73</b>		<b>14,391,617.73</b>		
<b>Grand Total</b>		<b>901,456,989.62</b>	<b>836,041.26</b>	<b>902,293,030.88</b>	

## DISASTER RELIEF Terms Used

**Direct/Support:** Direct disaster programs provide resources to specifically address the short-, medium-, and long-term consequences of an event on both individuals and communities for declared disasters, emergencies, and fire management assistance grants. Direct costs also support pre-declaration activity (e.g., pre-positioning equipment and people before a hurricane strikes). Disaster support programs allow the Federal Emergency Management Agency (FEMA) to maintain critical, ongoing disaster operations and support infrastructure that supports the timely delivery of all of FEMA's disaster assistance programs. These resources provide for disaster-related support activities, which encompass ongoing operational capabilities that are not readily attributable to any one specific declared disaster.

**Allocations:** Funds set aside for declarations based on estimated needs for the next 30 days or less.

**Commitments:** Funds reserved in financial system based on specific requisitions in anticipation of their obligation.

**Obligations:** Obligations are recorded against allocated funds when contracts are signed, grants awarded, trips taken, mission assignments signed, etc.

**Mission Assignments:** Through Mission Assignments, FEMA tasks and reimburses Other Federal Agencies (OFAs) for providing services under the Stafford Act. These Mission Assignments fall into three categories:

- *Technical Assistance (TA):* OFAs provide expertise to States; 100% Federally funded; No State cost share
- *Direct Federal Assistance (DFA):* Requested by State; subject to State cost share (unless waived in response timeframe); Goods and services provided to the State to save lives and protect property
- *Federal Operations Support (FOS):* 100% Federally funded; No State cost share; Fed to Fed field operations support. This category reflects agreements with Federal agencies to perform services such as providing search and rescue operations, health and medical support, assisting with disease prevention and control, transportation of disaster victims, and delivery of food, water and other essential commodities to disaster victims.

### Human Services Categories:

- *Unemployment:* Disaster Unemployment Assistance for individuals who lose their job as a result of a Presidentially-declared disaster and are not covered by regular unemployment insurance.

- *Crisis Counseling*: Short-term services, provided by FEMA as supplemental funds granted to State and local mental health agencies, available to eligible survivors of Presidentially-declared major disasters.
- *Legal Services*: Legal advice for low income individuals regarding cases that will not produce a fee, provided by The Young Lawyers Division of the American Bar Association, through an agreement with FEMA.
- *Inspections*: Inspections to assess disaster damage.
- *Other Needs Assistance*: Medical, dental, funeral cost, transportation cost and other disaster-related needs within a total cap for Individual Assistance of \$26,200 per individual or household.
- *Housing Assistance*: Lodging expenses reimbursement (for a hotel or motel), rental assistance, home repair cash grant and home replacement cash grants within a total cap for Individual Assistance of \$26,200 per individual or household.

**Mitigation:**

- *Hazard Mitigation*: Long-term hazard mitigation measures after a major disaster declaration. The purpose of the program is to reduce the loss of life and property due to natural disasters and to enable mitigation measures to be implemented during the immediate recovery from a disaster.